



---

**HERNANDO/CITRUS  
METROPOLITAN PLANNING  
ORGANIZATION**

1661 Blaise Drive  
Brooksville, FL 34601  
Telephone: 352.754.4082  
Fax: 352.754.4420

---

# **TRANSPORTATION IMPROVEMENT PROGRAM**

**FISCAL YEARS 2019 - 2023**

**Adoption Date: JUNE 19, 2018**

***(Intentionally Left Blank)***

# **HERNANDO/CITRUS METROPOLITAN PLANNING ORGANIZATION (MPO)**

## Hernando County

Commissioner Wayne Dukes, Chairman  
Commissioner Steve Champion  
Commissioner John Allocco  
Commissioner Jeff Holcomb, Alternate

## Citrus County

Commissioner Jeff Kinnard, Vice-Chairman  
Commissioner Ronald Kitchen  
Commissioner Scott Carnahan, Alternate  
Commissioner Jimmie T. Smith, Alternate

## City of Brooksville

Vice Mayor Robert Battista  
Council Member William Kemerer, Alternate

## City of Crystal River

Council Member Pat Fitzpatrick  
Council Member Robert Holmes, Alternate

## City of Inverness

Council Member Cabot McBride  
Council Member Jacquie Hepfer, Alternate

Florida Department of Transportation, Nonvoting Advisor  
David Gwynn P.E., Secretary

# **HERNANDO/CITRUS METROPOLITAN PLANNING ORGANIZATION**

Steven Diez, JD, MPO Executive Director

*The preparation of this report has been financed in part through grant[s] from the Federal Highway Administration and Federal Transit Administration, U.S. Department of Transportation, under the State Planning and Research Program, Section 505 [or Metropolitan Planning Program, Section 104(f)] of Title 23, U.S. Code. The contents of this report do not necessarily reflect the official views or policy of the U.S. Department of Transportation.*

**ADOPTION: JUNE 19, 2018**

# Table of Contents

<b>ENDORSEMENT</b> .....	<b>7</b>
<b>INTRODUCTION</b> .....	<b>8</b>
Purpose .....	9
Financial Plan .....	10
Project Selection Process .....	10
Project Consistency with Local Plans .....	11
Annual Listing of Projects.....	11
Project Priority Statement .....	12
Safety Performance Measures with MPO TIPs.....	13
FAST Act Planning Requirements .....	16
Major Projects .....	17
Public Involvement .....	19
Certification.....	19
<b>FIVE-YEAR FUNDED PROJECTS</b> .....	<b>20</b>
Introduction .....	21
Phase Code Description & Index of Funding Codes Present In FDOT Work Program .....	22
Transportation Definitions & Acronyms.....	23
Full Project Costs and Other Project Details.....	26
Florida Department of Transportation 5-Year TIP – Citrus and Hernando Counties .....	29
Highways.....	29
Turnpike .....	61
Transportation Planning .....	65
Maintenance .....	67
FLP: Aviation.....	69
FLP: Transit.....	74
Miscellaneous.....	78
Federal, State and Local Funding Summary Table - Citrus and Hernando Counties .....	82
Fiscal Constraint .....	84

# Table of Contents (Continued)

<b>LOCAL GOVERNMENT ROADWAY WORK PROGRAMS</b> .....	<b>85</b>
TIP Map - FY 2019-2023– Citrus County .....	86
Program Projects Table – Citrus County.....	87
TIP Map - FY 2019-2023 Hernando County .....	89
Program Projects Table – Hernando County.....	90
<b>TRANSPORTATION ALTERNATIVES/COMPLETE STREETS PROGRAM (FY 2018 – FY 2023)</b> .....	<b>94</b>
Introduction .....	95
Bicycle and Pedestrian Projects Table – Citrus County.....	97
Bicycle and Pedestrian Projects Table – Hernando County.....	98
<b>TRANSIT</b> .....	<b>100</b>
Hernando County Transit System .....	101
<b>TRANSPORTATION DISADVANTAGED</b> .....	<b>102</b>
Transportation Disadvantaged Five Year Work Program Table – Citrus and Hernando Counties .....	103
<b>APPENDIX</b> .....	<b>104</b>
Hernando/Citrus MPO State Highway System List of Priority Projects .....	105
Hernando/Citrus MPO Major Improvement Program List of Priority Projects (FY 2019/2020).....	106
Hernando/Citrus MPO Congestion Management Program List of Priority Projects (FY 2019/2020) .....	107
Citrus County Complete Streets List of Priority Projects (FY 2019/2020) .....	108
Hernando County Complete Streets List of Priority Projects (FY 2019/2020) .....	109
Hernando and Citrus Counties Transportation Alternatives Rehabilitation List of Priority Projects (FY 2019/2020) .....	110
<b>TRANSPORTATION IMPROVEMENT PROGRAM AMENDMENTS</b> .....	<b>111</b>
Draft TIP Agency Review Comment .....	112

**HERNANDO/CITRUS MPO**  
**TRANSPORTATION IMPROVEMENT PROGRAM**  
**(FISCAL YEARS 2019 through 2023)**


**ENDORSEMENT**

This document was prepared by the Hernando/Citrus MPO Staff, and was developed consistent with State/Federal Requirements, in cooperation with the Florida Department of Transportation (FDOT) District Seven Office, Hernando County Transportation Services, the Citrus County Engineering Division, the City of Brooksville, the City of Crystal River, and the City of Inverness.


The Hernando/Citrus Metropolitan Planning Organization (MPO), at its regular meeting on June 19, 2018, endorsed the FY 2019 through FY 2023 Hernando/Citrus Transportation Improvement Program (TIP).

Further, it is hereby certified that the planning process of the Hernando/Citrus Area Transportation Study is being carried on in conformance with the provisions of 23 C.F.R. 450, 23 U.S.C. 134, and 339.175 (7) F.S.

This certification determination is being made based on an in-depth review, utilizing a checklist provided by FDOT and covering all aspects of the transportation planning process in the Spring Hill Urbanized Area, the Homosassa Springs-Beverly Hills- Citrus Springs Urbanized Area, and the remainder of Hernando County and Citrus County.

  
\_\_\_\_\_  
Wayne Dukes, Chairman  
Hernando/Citrus MPO

Date: June 19, 2018

APPROVED AS TO FORM  
AND LEGAL SUFFICIENCY  
BY   
\_\_\_\_\_  
MPO Attorney

# *Introduction*





# **HERNANDO/CITRUS MPO TRANSPORTATION IMPROVEMENT PROGRAM (TIP)**

## **INTRODUCTION**

The Hernando/Citrus Transportation Improvement Program (TIP) is developed and updated annually as part of the Hernando/Citrus Area Transportation Study Certification Process. Preparation and maintenance of the TIP is one of several prerequisites to continued receipt of Federal Assistance for Transportation Improvements.

The TIP, a multimodal program consisting of improvements recommended from the transportation systems management and long-range elements of the Transportation Plan, is developed through a continuing comprehensive and coordinated effort involving the Florida Department of Transportation (FDOT). The FDOT's Final Tentative Five Year Work Program is the basic input source for the Strategic Intermodal System (SIS), National Highway System (NHS), non-NHS, and Mass Transit portions of the TIP. Data required for the balance of the TIP is assembled from input provided through the Technical Advisory Committee, the Transportation Systems Operations Committee, the Bicycle/Pedestrian Advisory Committee, and the Citizens Advisory Committee.

### **Purpose**

It is the purpose of this narrative to provide information to the Federal Highway Administration (FHWA) on the Transportation Improvement Program (TIP) development process which:

- Depicts the Hernando/Citrus MPO's five-year priorities for the expenditure of federal funds for major funding categories by state fiscal year;
- Identifies all modes of transportation projects within the metropolitan areas to be funded via Title 23 U.S.C. and the Federal Transit Act;
- Demonstrates that the TIP is financially constrained; and
- Provides assurance to the FHWA that the project selection process has been carried out in accordance with federal requirements (23 C.F.R. 450).

The contents of this document include a brief description of the project selection process that was used for the development of the Hernando/Citrus MPO Transportation Improvement Program (TIP).

## Financial Plan

The federally funded projects contained within the TIP are financially constrained for each year of the program (See table on page 80). Current and proposed Federal, State and locally dedicated revenue sources are reliable and provide a high level of assurance that the Tentative Work Program will be fully implemented.

## Project Selection Process

The federally funded projects included within this Transportation Improvement Program were selected in accordance with Title 23, CFR 450.330(b). The project selection process with the Florida Department of Transportation (FDOT), Federal Highway Administration (FHWA), Federal Transit Administration (FTA), the Hernando/Citrus MPO, the Community Transportation Coordinator (CTC), and the municipalities within the urbanized area of the MPO resulted in the adoption of a State of Florida Department of Transportation Five Year Work Program for FY 2019-2023. Projects funded by Title 23 and Title 49 funds and all regionally significant projects in this TIP reflect year of expenditure (YOE) costs based on the year in which funding is anticipated to be available consistent with the requirements of 23 CFR Part 450.324(a) and 339.175(8), F.S.

Components of this process include project prioritization by the MPO, the FDOT Tentative Work Program public hearing, and local government project review. A brief description of each of these components includes:

- Project Prioritization by the MPO - The MPO, working through its Technical Advisory, Bicycle/Pedestrian Advisory, and Citizens Advisory committees (a part of the public involvement process), prioritized projects on the State Highway System based upon necessity of project construction. Prioritization includes a technical analysis of State maintained roadways considering such variables as level of service, cost of upgrading the facility, and project connectivity with the existing roadway system.
- Florida Department of Transportation (FDOT) Tentative Work Program Public Hearing - FDOT conducted an on-line Public Meeting for the Tentative Work Program that provided interactive maps, videos, downloadable/searchable documents, and opportunity to comment on projects in the Tentative Work Program. FDOT also presented highlights from the Tentative Five-Year Work Program at MPO Board and committee meetings fall of 2017, making all documents and maps available and held a full-day open house at FDOT headquarters in Tampa on October 23, 2017. The public was encouraged to submit comments throughout the D7 Work Program website or by mailing in comments.
- Local Government Project Review - As part of the local adoption of the Hernando/Citrus MPO Transportation Improvement Program, the process nominally includes a public hearing, as well as review by the Technical Advisory and Citizens Advisory

committees. The TIP adoption process enables a project prioritization selection to be completed by the MPO, adequate funding to be anticipated, and project phasing to be developed.

### Project Consistency with Local Plans

The project selection process used for adoption of the Hernando/Citrus MPO TIP is based upon the requirements of the Federal surface transportation legislation of 2015, Fixing America's Surface Transportation FAST Act.

Regarding project selection, the adopted Hernando/Citrus TIP is consistent with the following FHWA work program development requirements:

- Only major categories of federal funding are included within the TIP.
- The federally funded projects within the TIP have been reviewed and found to be consistent with the MPO priorities as determined through the project selection process.
- The projects selected for the Hernando/Citrus TIP are consistent with the Florida Department of Transportation's adopted Work Program; the Brooksville-Tampa Bay Regional, Crystal River and Inverness Airport Master Plans, the Hernando/Citrus MPO 2040 Long Range Transportation Plan, the FY 2015-2024 Hernando County Transit Development Plan, the Transportation Disadvantaged Program as incorporated in the Transportation Disadvantaged Service Plan (TDSP) for both Hernando County and Citrus County, FY 2016-2025 Citrus County Transit Development Plan and the adopted comprehensive plans of the six affected local governments, which include Hernando County, Citrus County, the City of Brooksville, the City of Crystal River, the City of Inverness, and the City of Weeki Wachee.
- Based upon the project selection process and anticipated funding levels from Federal, State and local funding sources are reasonably expected to be available for all projects within the Transportation Project Listings.

### Annual Listing of Projects

Pursuant to the provisions of 23 U.S.C. 134 (j)(7)(B) and 49 U.S.C. 5303(c)(5)(B), and Subsection 339.175 (7) (h), F.S., the MPO has published an annual listing of projects for which Federal funds have been obligated in the preceding year.

These projects are summarized on pages 81 through 82 and on the MPO's website at: <http://www.hernandocitrusmpo.us/programs-plans/transportation-improvement-tip#>, under TIP in the Programs and Plans section. Additionally, for greater public access, links for excerpts to the List of Priority Projects, a map of the Priority Projects are provided below the main document.

## Project Priority Statement

The development of the FDOT Final Tentative Five-Year Work Program includes those projects approved by the MPO within the List of Priority Projects (LOPP). The LOPP's Major Improvement & Congestion Management, and Complete Streets (formerly known as Transportation Alternatives) categories, contain projects that are considered of highest priority for improvement by the MPO and its advisory committees. The criteria for the ranking of transportation projects include: existing and projected facilities levels of service; safety considerations; anticipated funding levels; ability to complete the project; and overall modal performance and system connectivity. Consistent with federal requirements and the LRTP, the prioritization process takes into account the recommendations of the MPO's advisory committees. Facility specific projects are ranked consistent with the LRTP's prioritization of the major transportation corridors within the MPO's jurisdiction. Consistent with the adopted Public Participation Plan (PPP), the MPO holds at least one public meeting prior to the TIP adoption.

# **Hernando/Citrus MPO Transportation Performance Measures/ Transportation Improvement Plan (TIP) Compliance**

## **Introduction**

The Moving Ahead for Progress in the 21<sup>st</sup> Century Act (MAP-21) requires State DOTs and MPOs to conduct performance-based planning by tracking performance measures and setting data-driven targets to improve those measures. Performance-based planning ensures the most efficient investment of federal transportation funds by increasing accountability, transparency, and providing for better investment decisions that focus on key outcomes related to seven national goals:

- Improving Safety;
- Maintaining Infrastructure Condition;
- Reducing Traffic Congestion;
- Improving the Efficiency of the System and Freight Movement;
- Protecting the Environment; and,
- Reducing Delays in Project Delivery.

The Fixing America's Surface Transportation (FAST) Act supplements the MAP-21 legislation by establishing required performance measures and timelines for State DOTs and MPOs to comply with the requirements of MAP-21. The Federally required performance measures were incorporated into the Hernando/Citrus MPO's Congestion Management Process (May 2017) and include specific measures to address the following:

- Safety (Fatalities and Severe Injuries)
- System Performance (Reliable Travel Time)
- Goods Movement (Reliable Travel Time for Trucks)
- System Preservation (Pavement and Bridge Condition)

State DOTs are required to establish statewide targets for the required performance measures and MPOs have the option to support the statewide targets or adopt their own. At this time, the Hernando/Citrus MPO has the required information to begin addressing the performance targets which is a requirement to the MPO's Transportation Improvement Program to be in compliance.

## **Safety Performance Target**

Safety is the first of the required performance measures to complete the Federal rule making process and subsequently have and adopted performance target by the state and MPO. In March of 2016, the Highway Safety Improvement Program (HSIP) and Safety Performance Management Measures Rule (Safety PM Rule) was finalized and published in the *Federal Register*. The rule requires MPOs to set targets for the following safety-related performance measures and report progress to the State DOT:

- Fatalities;
- Serious Injuries;
- Nonmotorized Fatalities and Serious Injuries;
- Rate of Fatalities per 100 Million Vehicle Miles Traveled (VMT); and
- Rate of Serious Injuries per 100 Million VMT.

The 2016 Florida Strategic Highway Safety Plan (SHSP) is the statewide plan that focuses on how to accomplish the vision of eliminating fatalities and reducing serious injuries on all public roads. The SHSP was developed in coordination with Florida's 27 metropolitan planning organizations (MPOs) through Florida's Metropolitan Planning Organization Advisory Council (MPOAC). The SHSP development process included review of safety-related goals, objectives, and strategies in MPO plans. The SHSP guides FDOT, MPOs, and other safety partners in addressing safety and defines a framework for implementation activities to be carried out throughout the State.

The Florida SHSP and the Florida Transportation Plan (FTP) both commit to a visionary performance target of zero deaths. The FDOT Florida Highway Safety Improvement Program (HSIP) annual report documents the statewide interim performance measures toward that zero deaths vision.

On January 30, 2018, the MPO adopted Resolution 2018-01 to establish a 5% reduction based on a five-year rolling average for the safety performance measures listed as its 2018 safety targets:

- Fatalities;
- Serious Injuries;
- Nonmotorized Fatalities and Serious Injuries;
- Rate of Fatalities per 100 Million Vehicle Miles Traveled (VMT); and
- Rate of Serious Injuries per 100 Million VMT.

The FDOT Florida Highway Safety Improvement Program (HSIP) annual report documents the statewide interim performance measures toward that zero deaths vision. The MPO acknowledges FDOT statewide HSIP interim safety performance measures and FDOT's 2018

safety targets, which set the target at “0” for each performance measure to reflect the Department’s goal of zero deaths. However, the MPO is setting its safety performance targets based upon data collected within the MPO planning area for previous years related to safety performance measures. The 2018 targets are documented in the MPO Resolution 2018-01 and stated here as:

**Hernando/Citrus MPO Safety Performance Measures and Targets**

Fatalities	47.3	
Serious Injuries		438.14
Nonmotorized Fatalities and Serious Injuries	41.04	
Rate of Fatalities per 100 Million Vehicle Miles Traveled (VMT)		2.6
Rate of Serious Injuries per 100 Million VMT	30.4	

The TIP considers potential projects that fall into specific investment priorities established by the MPO in the Long-Range Transportation Plan (LRTP). For the Hernando/Citrus MPO this includes safety programs such as:

- Continued involvement and support for the Community Traffic Safety Team (CTST) and/or the Safe Routes to Schools (SRTS) Team to address infrastructure or behavior safety.
- Infrastructure examples: Installation of school flashing signals, roadway lighting, traffic calming, traffic signals.
- Behavioral safety examples: SRTS education/enforcement activities, pedestrian/bicycle safety education.

The TIP includes specific investment priorities that support each of the MPO’s goals including safety, using a prioritization and project selection process established in the LRTP. The TIP prioritization process continues to use a data-driven method and stakeholder input to evaluate projects that have an anticipated effect of reducing both fatal and injury crashes. This process evaluates projects that have an anticipated effect of reducing both fatal and injury crashes. The MPO’s goal of reducing fatal and serious injury crashes is linked to this investment plan and the process used in prioritizing the projects is consistent with Federal requirements.

**Other Performance Targets**

The MPO will continue to coordinate with FDOT and other partners including transit providers to update the MPO’s planning products in consideration of the additional targets and other requirements of the federal performance management process as that information becomes available. This includes addressing the appropriate future deadlines for the following performance targets.

- System Performance (Reliable Travel Time)
- Goods Movement (Reliable Travel Time for Trucks)
- System Preservation (Pavement and Bridge Condition)

## **FAST Act Planning Requirements**

The FAST Act established additional requirements for the transportation plan which must be addressed prior to the adoption of the Hernando/Citrus 2045 Long Range Transportation scheduled for December 2019. These requirements must be addressed to allow for the amendment or adoption of the Transportation Improvement Plan or Transportation Plan to take effect. These planning requirements are addressed below.

### **Florida Department of Transportation: Initial Transportation Asset Management Plan**

The Florida Department of Transportation (FDOT) published the Initial Transportation Asset Management Plan on April 30, 2018. This plan summarizes the current state of asset management planning process, goals and objectives, performance measures, and FDOT performance targets. The FDOT will update the Transportation Asset Management Plan by June 30, 2019 to fully address the FHWA performance measures and targets. In the interim, the Hernando/Citrus MPO supports the FDOT's asset management process and adopts by reference the FDOT's Initial Transportation Asset Management Plan published on April 30, 2018 into the 2040 Long Range Transportation Plan. The MPO will continue to monitor the development of the update of the Transportation Asset Management Plan and will work with the FDOT to set performance targets for the following asset management performance measures only:

- % of Interstate pavements in Good condition
- % of Interstate pavements in Poor condition
- % of non-Interstate NHS pavements in Good condition
- % of non-Interstate NHS pavements in Poor condition
- % of NHS bridges classified as in Good condition by deck area
- % of NHS bridges classified as in Poor condition by deck area

The MPO will not be responsible for setting performance targets for other asset management performance measures contained within the Transportation Asset Management Plan.

### **Florida Department of Transportation: Florida Freight Mobility and Trade Plan Investment Element FAST Act Addendum**

The Florida Department of Transportation (FDOT) published the Florida Freight Mobility and Trade Plan Investment Element FAST Act Addendum in January 2018. This plan summarizes the current state of the Freight Mobility planning process, goals and objectives, and performance measures. The Hernando/Citrus MPO supports the FDOT's freight planning process and adopts by reference the FDOT's Florida Freight Mobility and Trade Plan Investment Element FAST Act Addendum published January 2018 into the 2040 Long Range Transportation Plan. The MPO will continue to monitor the development of the Florida Freight Mobility and Trade Plan and will work with the FDOT to set appropriate performance targets for the measurement of Truck Travel Time Reliability (Truck travel time reliability ratio (TTR) on the Interstate system).



## Major Projects

The following Major Capacity/Congestion and Complete Streets projects were initiated or scheduled for a production phase in FY 2018:

### HERNANDO COUNTY

- **Suncoast Parkway 2** (US 98 to Hernando/Citrus County Line) – 4 lane **Construction**
- **SR 50** (Lockhart Rd. to E. of Remington Rd.) – 6-lane **Right-of-Way**
- **SR 50** (Windmere Rd./Bronson to US 98/McKethan Rd.) – 6 lane **Right-of-Way**
- **SR 50** (US 98 to US 301) - 4 lane **Right-of-Way** **SR 50** (US 301 to Hernando/Sumter County Line) – 4 lane **Design**
- **Deltona Blvd. Sidewalk** (Founder Rd. to Philatelic Dr.) – **Construction**
- **Brooksville Elementary School Sidewalk** – **Design**
- **Powell Rd. Sidewalk** (Spring Park Way to California St.) – **Construction**
- **Roundabout** (US 98/Citrus Way) – **Design**
- **Good Neighbor Trail** (Croom Rd. to Withlacoochee State Trail) – **Construction (2018)**

### CITRUS COUNTY

- **US 19** (Hernando/Citrus County Line to W. Green Acres) – Resurfacing/Complete Streets **Design**
- **US 19** (Jump Ct. to W. Fort Island Trail) – 6 lane **Construction**
- **US 41** (E. Arlington St. to SR 200) - 4 lane **Right-of-way (partial)**
- **Suncoast Parkway 2** (Citrus/Hernando County Line to S. of W. Grover Cleveland Blvd.) – 4 lane **Construction**
- **Suncoast Parkway 2** (S. of W. Grover Cleveland Blvd to SR 44) – 4 lane **Construction**
- **Suncoast Parkway 2 (SR 44 to CR 486)** – 4 lane **Design and Right-of-Way**
- **CR490A Halls River Rd.** – **Bridge Replacement**
- **Forest Ridge Phase 1 Elementary Sidewalk** (CR 486 to Lake Beverly Dr.) – **Design**
- **Pleasant Grove Elementary Sidewalk** – (Pleasant Grove to Druid Rd.) – **Design**
- **Yulee Dr., Fishbowl Dr. Sidewalk** (Central St. to US 19) – **Construction**
- **Withlacoochee Dunnellon Trail Connector** - **Design**

New Major Capacity/Congestion Management, Trails and Complete Streets projects programmed to occur in FY 2019-2023 include:

### **HERNANDO COUNTY**

- **Ayers Road Extension (CR 576)** (Suncoast Parkway to US 41) – 4 lane **Construction (2019)**
- **SR 50 Bypass** (Cobb Rd. to Buck Hope Rd.) – **4 to 6 lane Construction (2023)**
- **SR 50 Bypass** (W. of Buck Hope Rd. to E. of Jefferson St./Jasmine Dr. – 4 to 6 lane **Construction (2023)**
- **SR 50** (Lockhart Rd. to E. of Remington Rd.) - 6 lane **Construction (2020)**
- **SR 50** (US 98 to US 301) – 4 lane **Construction (2019)**
- **Deltona Blvd. sidewalk** (Spring Hill Dr. to Begonia St.) – **Construction (2021)**
- **Explorer K8 School sidewalks** – **Construction (2022)**
- **JD Floyd Elementary School sidewalk** – **Construction (2023)**
- **Linden Dr. sidewalk** (Coronado Dr. to Spring Hill Dr.) – **Construction (2021)**
- **Westside Elementary School sidewalk** - **Construction (2020)**
- **Brooksville Elementary sidewalk** – **Construction (2020)**
- **Good Neighbor Trail Gap** (SR 50 Bypass to GNT) – **Construction (2022)**
- **Good Neighbor Trail Connector** (Suncoast Pkwy. To SR 50 Bypass) - **Construction (2020)**
- **W. Landover Blvd. sidewalk** (Northcliffe Blvd. to Elgin Blvd.) - **Design (2021)**
- **S. Linden Dr. sidewalk** (County line Rd. to Spring Hill Drive) - **Design (2022)**
- **Elgin Blvd. sidewalk** (Deltona Blvd. to Mariner Blvd.) - **Construction (2022)**
- **Deltona Blvd. sidewalk** (Elgin Blvd. to SR 50) - **Construction (2021)**
- **Fox Chapel Middle School Sidewalk** (Freeport Dr., Deltona Blvd to Northcliffe Blvd.) – **Design (2022)**
- **East Side Elementary School Sidewalk** (Raley Rd./Roper Rd.) – **Design (2022)**
- **Cyril Drive Bypass** (Kettering Rd. to Cyril Dr. for flood mitigation) – **Construction (2019)**
- **Calienta Street** – (Shoal Line Blvd. to S. of Maplewood) Road/Drainage Project – **Design (2019)**
- **Roundabout** (US 98/Citrus Way) – **Construction (2022)**

### **CITRUS COUNTY**

- **US 19** (Hernando County Line to W. Green Acres) – Resurfacing/Complete Street **Construction (2020)**
- **US 41** (SR 44 to S. Withlacoochee Trail Bridge) - 4 lane **Construction (2023)**
- **US 41** (E. Arlington St. to SR 200) - 4 lane **Right-of-Way (2019-2022)**
- **Withlacoochee-Dunnellon Trail Connector** – **Construction (2019)**
- **Forest Ridge Phase I Elementary sidewalk** (CR 486 to Lake Beverly Dr.) - **Construction (2021)**
- **Pleasant Grove Elementary sidewalk** – (Pleasant Grove to Druid Rd.) - **Construction (2020)**

- **City of Crystal River** – Three Sisters Springs (trails, fishing pier, tours, restrooms) – **Construction (2019)**
- **Crystal River High School Sidewalk** – (N. Turkey Oak Drive to US 19) – **Construction (2021)**

The MPO shall identify to FDOT District Seven, early in the TIP development, those major projects for which information is needed.

### Public Involvement

As previously noted, it is the policy of the Hernando/Citrus MPO to agenda public input at all of its meetings. The public participation process is outlined in the MPO's Public Participation Plan which can be accessed at the following link: <http://www.hernandocitrusmpo.us/programs-plans/public-participation-plan> which was updated in September 2014. The Public Participation Plan outlines goals and objectives for actively engaging the public in its programs and processes to ensure transparency. In addition to the MPO providing a newsletter, the Citizens Advisory Committee (CAC) is utilized to enhance public involvement throughout the planning process. As part of the 2040 Long Range Transportation Plan update, a series of stakeholder interviews and subsequent workshops were conducted in 2013 and 2014. The MPO website is routinely updated with relevant announcements and information.

The draft FY 2019-2023 Transportation Improvement Program was posted on the MPO's website during the review process 30 days prior to adoption of the document by the MPO Board at its meeting on June 19, 2018. Additionally, the TIP Amendment process is outlined in Chapter 5, 5.14, of the MPO Handbook and found at the following link:

[http://www.fdot.gov/SearchResults.shtm?cx=017316194735045521938%3Avyo1fdrdg3g&cof=FORID%3A11&ie=UTF-8&q=mpo+handbook&sa=.](http://www.fdot.gov/SearchResults.shtm?cx=017316194735045521938%3Avyo1fdrdg3g&cof=FORID%3A11&ie=UTF-8&q=mpo+handbook&sa=)

### Certification

In April 2014, Governor Rick Scott authorized the redesignation, planning area boundary expansion and reapportionment of the Hernando County MPO. This redesignation resulted in the renaming of the MPO to the Hernando/Citrus MPO. The MPO participates in an annual joint-certification process with Florida Department of Transportation District 7 staff, the last of which concluded in April 2018.

# *Five-Year Funded Projects*



## **HERNANDO/CITRUS MPO FIVE-YEAR FUNDED PROJECTS**

### **INTRODUCTION**

This section of the Transportation Improvement Program (TIP) is based on input from the Florida Department of Transportation (FDOT). It incorporates all of the major bridge, highway, rail, intersection, maintenance, repair, reconstruction, replacement, and new construction projects currently programmed for accomplishment with State and/or Federal funds.

Specifically included are projects on the Interstate, National Highway System (NHS), and Strategic Intermodal System (SIS). Also included are projects on all other (non-interstate and non-NHS) categories of roads that needed to be highlighted.

The primary purpose of this section is to provide an indication of area priorities and the timings of countywide improvements projected for implementation for Surface Transportation Program (STP) and other non-local funds.

***PHASE CODE DESCRIPTIONS***

CEI	CONSTRUCTION ENGINEERING INSPECTION (CONSULTANTS)
CON	CONSULTANT
CST	CONSTRUCTION
DPD	DEPARTMENT PROPOSED DATE (LETTING DATE)
MNT	MAINTENANCE
PE	PRELIMINARY ENGINEERING - IN-HOUSE
PID	PLANS IN DISTRICT
PLN	PLANNING & PROJECT DEVELOPMENT - IN-HOUSE
REL	RIGHT-OF-WAY - RELOCATION
ROW	RIGHT-OF-WAY LAND ACQUISITION
UTL	RIGHT-OF-WAY - UTILITIES RELOCATION

***FUNDING CODES PRESENT IN FDOT WORK PROGRAM***

ACNP	ADVANCE CONSTRUCTION NHPP	LF	LOCAL FUNDS
ACSA	ADVANCE CONSTRUCTION (SA)	LFF	LOCAL FUND - FOR MATCHING F/A
BNIR	INTRASTATE R/W & BRIDGE BONDS	LFP	LOCAL FUNDS FOR PARTICIPATING
CIGP	COUNTY INCENTIVE GRANT PROGRAM	NHAC	NH (AC/REGULAR)
D	UNRESTRICTED STATE PRIMARY	NHPP	IM, BRDG REPL, NATNL HWY- MAP21
DDR	DDR DISTRICT DEDICATED REVENUE	PKYI	TURNPIKE IMPROVEMENT
DI	ST. - S/W INTER/INTRASTATE HWY	PL	METRO PLAN (85% FA; 15% OTHER)
DIH	STATE IN-HOUSE PRODUCT SUPPORT	PLAC	METRO PLAN (AC/REGULAR)
DIRS	ADV ACQ OF INTRASTATE CORR.	S115	STP EARMARKS - 2004
DPTO	STATE - PTO	SA	STP, ANY AREA
DS	STATE PRIMARY HIGHWAYS & PTO	SE	STP, ENHANCEMENT
DSF	STATE PRIMARY MATCHING FUNDS	SL	STP, AREAS <= 200K
DU	STATE PRIMARY/FEDERAL REIMB	TALL	TRANSPORTATION ALT - POPULATION
FAA	FEDERAL AVIATION ADMIN	TALT	TRANSPORTATION ALT – STATUTORY %
HPP	HIGH PRIORITY PROJECTS	TRIP	TRANS REGIONAL INCENTIVE PROGRAM
HSP	SAFETY (HIWAY SAFETY PROGRAM)		

## ***TRANSPORTATION DEFINITIONS AND ACRONYMS***

**ADA – Americans with Disabilities Act of 1990:** Federal law that requires public facilities (including transportation services) to be accessible to persons with disabilities including those with mental disabilities, temporary disabilities, and the conditions related to substance abuse.

**BPAC - Bicycle/Pedestrian Advisory Committee:** The Bicycle/Pedestrian Advisory Committee (BPAC) was established to provide a continuing forum with which to analyze and promote bicycle and pedestrian issues and projects as an integral part of a multi-modal transportation planning process. The BPAC initiates updates on the prioritization of transportation enhancement projects. The BPAC meets on a quarterly basis.

**CAC - Citizens Advisory Committee:** The Citizens Advisory Committee (CAC) provides a formal framework for continuing public input on the Unified Planning Work Program (UPWP), the Transportation Improvement Program (TIP), and the Long Range Transportation Plan (LRTP), as well as other elements of the transportation planning process. The CAC meets on a quarterly basis to provide public input at all stages of the planning process.

**CIP - CAPITAL IMPROVEMENT PROGRAM:** A multi-year schedule of capital improvement projects, including priorities and cost estimates, budgeted to fit the financial resources of the community. This plan is updated annually and is part of the County's Comprehensive Plan.

**CTD – Commission for the Transportation Disadvantaged:** State-level policy board for the coordination of transportation services for persons who because of disability, age or income are unable to transport themselves. The CTD adheres to the policies and procedures as set out in Chapter 427 F.S. and Rule 41-2, F.A.C.

**ETDM – Efficient Transportation Decision Making:** Florida's ETDM process defines the procedures for planning transportation projects, conducting environmental reviews, and developing and permitting projects.

**FAST-ACT – Fixing America's Surface Transportation Act:** Signed into law in December of 2015 by President Obama that provided long-term funding for surface transportation and infrastructure, planning and investment.

**FDOT – Florida Department of Transportation:** The State of Florida's multi-modal transportation agency. Organizationally, it is composed of one Central Office in Tallahassee, seven District Offices, and the Florida's Turnpike Enterprise.

**FHWA – Federal Highway Administration:** Division of the U.S. Department of Transportation responsible for administering federal highway transportation programs under Title 23 U.S.C. and Title 49 U.S.C.

**FTA – Federal Transit Administration:** Federal entity responsible for transit planning and programs under Title 49 U.S.C.

**ITS – Intelligent Transportation System:** Use of computer and communications technology to facilitate the flow of information between travelers and system operators to improve mobility and transportation productivity, enhance safety, maximize the use of existing transportation facilities, conserve energy resources and reduce adverse environmental effects; includes concepts such as “freeway management systems,” “automated fare collection,” and “transit information kiosks.”

**LOS – Level of Service:** A qualitative assessment of a road’s operating condition, generally described using a scale of A (little congestion) to E/F (severe congestion).

**LRTP – Long Range Transportation Plan:** A 25-year forecast plan required of state planning agencies and MPOs, which must consider a wide range of social, environmental, energy, and economic factors in determining overall regional goals and consider how transportation can best meet these goals.

**MPO – Metropolitan Planning Organization:** The forum for cooperative transportation decision-making, required for urbanized areas with populations over 50,000.

**NHS – National Highway System:** Specific major roads to be designated September 30, 1995; the NHS will consist of 155,000 (plus or minus 15%) miles of road and represents one category of roads eligible for Federal funds under ISTEA.

**PD&E – Project Development and Environmental Study:** A corridor study to establish conceptual design for a roadway and to determine its compliance with Federal, State, and local environmental permits, as required.

**PPP - Public Participation Plan:** One of the required elements under MAP-21 that (i) shall be developed in consultation with all interested parties, and (ii) shall provide that all interested parties have reasonable opportunities to comment on the contents of the transportation plan.

**ROW – Right-of-Way:** Real property that is used for transportation purposes, defines the extent of the corridor that can be used for the road and associated drainage.



**SIS – Strategic Intermodal System:** The SIS is a Florida network of high-priority transportation facilities, including the State’s largest and most significant commercial service airports, spaceport, deep-water seaports, freight rail terminals, passenger rail and intercity bus terminals, rail corridors, waterways and highways.

**STIP – State Transportation Improvement Program:** The FDOT’s Five-Year Work Program as prescribed by Federal law.

**TAC – Technical Advisory Committee:** A standing committee of most MPOs, function is to provide advice on plans or actions of the MPO from planners, engineers and other staff members (not general citizens).

**TA - Transportation Alternatives:** As defined under 23 U.S.C. 101(a)(29) (MAP-21 1103), these are specific activities which can be funded with Surface Transportation Program (STP) funds; activities include pedestrian/bicycle facilities, recreational trails program, Safe Routes to School (SRTS) activities, railway corridor preservation, construction of turnouts, overlooks and viewing areas, control/removal of outdoor advertising, historic preservation and rehabilitation of historic transportation facilities, invasive species control, archeological activities relating to impacts from eligible transportation projects, mitigation of highway storm water runoff water pollution, and reduce vehicle-caused wildlife mortality, planning, designing and construction of boulevards and other roadways largely in the right-of-way of former Interstate System routes or other divided highways.

**TD - Transportation Disadvantaged:** Persons who are unable to transport themselves or to purchase transportation due to disability, income status or age.

**TDLCB - Transportation Disadvantaged Local Coordinating Board:** The Transportation Disadvantaged Local Coordinating Board (TDLCB) is the technical level review Board established, consistent with Florida Statute, Chapter 427. The TDLCB oversees the activities of the Community Transportation Coordinator (CTC) and the overall Transportation Disadvantaged (TD) service program. The MPO serves as the Official Planning Agency (OPA) for the transportation disadvantaged program and functions as the appointing authority for the TDLCB. The TDLCB meets on a quarterly basis.

**TIP – Transportation Improvement Program:** A priority list of transportation projects developed by an MPO that is to be carried out within the four-year period following its adoption; must include documentation of Federal and State funding sources for each project and be consistent with adopted MPO Long Range Transportation Plan (LRTP) and local government comprehensive plans.

## FULL PROJECT COSTS AND OTHER PROJECT DETAILS

### Projects on the Strategic Intermodal System (SIS)

The normal project production sequence is to have a Project Development and Environment (PD&E) phase, a Design (PE) phase, a Right of Way (ROW) phase, and a Construction (CST) phase. Some projects may not have a ROW phase, if land is not needed to complete the project. Costs on the TIP pages for projects on the SIS will have historical costs, five years of the current TIP and five years beyond the current TIP, which may or may not be the total project cost. If there is no CST phase on the TIP page, then the entry will probably not be reflective of the total project cost. For some projects, such as resurfacing, safety or operational project, there may not be a total cost provided but rather additional details on that program.

The SIS is a network of high priority transportation facilities which includes the State’s largest and most significant commercial service airports, spaceport, deep-water seaports, freight rail terminals, passenger rail and intercity bus terminals, rail corridors, waterways and highways. All projects on the SIS will have a SIS identifier on the TIP page (see example TIP page below).

For costs beyond the ten-year window, access to the Long Range Transportation Plan (LRTP) is provided. Access the LRTP Appendix D (Cost and Revenue Table) here: [2040 Long Range Transportation Plan](#). The LRTP reference on the TIP page provides the information necessary to locate the full project costs and/or additional details regarding the project in the LRTP (see example TIP page below).

Fund	<2017	2017	2018	2019	2020	2021	>2021	All Years
Item Number: 411012 2 Project Description: I-75 (SR 93) FROM N OF SR 50 TO HERNANDO/SUMTER CO/L *SIS*								
LRTP: Objectives 1.2, 1.4, 1.8, 1.9 (Pages 5-11, 6-6 through 6-7); Appendix H								
District: 07 County: HERNANDO Type of Work: ADD LANES & REHABILITATE PVMNT Project Length: 13.084								
<b>PRELIMINARY ENGINEERING / MANAGED BY FDOT</b>								
-TOTAL OUTSIDE YEARS	4,176,639	0	0	0	0	0	0	4,176,639
<b>RIGHT OF WAY / MANAGED BY FDOT</b>								
-TOTAL OUTSIDE YEARS	604,682	0	0	0	0	0	0	604,682
<b>ENVIRONMENTAL / MANAGED BY FDOT</b>								
-TOTAL OUTSIDE YEARS	37,767	0	0	0	0	0	0	37,767
<b>DESIGN BUILD / MANAGED BY FDOT</b>								
-TOTAL OUTSIDE YEARS	23,439,964	0	0	0	0	0	0	23,439,964
<b>Item 411012 2 Totals:</b>	<b>28,259,052</b>	<b>0</b>	<b>0</b>	<b>0</b>	<b>0</b>	<b>0</b>	<b>0</b>	<b>28,259,052</b>

**Non- SIS Projects**

The normal project production sequence is to have a Project Development and Environment (PD&E) phase, a Design (PE) phase, a Right of Way (ROW) phase, and a Construction (CST) phase. Some projects may not have a ROW phase, if land is not needed to complete the project. Costs on the TIP pages for projects not on the SIS will have historical costs and five years of the current TIP, which may or may not be the total project cost. If there is no CST phase on the TIP page, then the entry will probably not be reflective of the total project cost. For some projects, such as resurfacing, safety or operational projects, there may not be a total cost provided but rather additional details on that program.

Total project costs and other project details will be accessible in the TIP for all non-SIS projects in the TIP. All projects not on the SIS will have a Non-SIS identifier on the TIP page (see example TIP page below).

For costs beyond the five-year window, access to the Long Range Transportation Plan (LRTP) is provided. Access the LRTP Appendix D (Cost and Revenue Table) here: [2040 Long Range Transportation Plan](#). The LRTP reference on the TIP page provides the information necessary to locate the full project costs and/or additional details regarding the project in the LRTP (see example TIP page below). If there is no LRTP reference in the TIP, full project costs are provided in the TIP.

Fund	<2017	2017	2018	2019	2020	2021	>2021	All Years
Item Number: 436712 1 Project Description: BROOKSVILLE FROM CROOM RD TO US 41 (BROAD ST) *NON-SIS*								
LRTP: Objectives 2.3, 3.4, 3.5 (Pages 6-8 through 6-9); Appendix D-2								
District: 07 County: HERNANDO Type of Work: SIDEWALK Project Length: .819								
Extra Description: DESIGN AND CONSTRUCT 5' SIDEWALKS								
PRELIMINARY ENGINEERING / MANAGED BY HERNANDO COUNTY BOARD OF COUNTY								
SR2T -SAFE ROUTES - TRANSFER	0	54,799	0	0	0	0	0	54,799
CONSTRUCTION / MANAGED BY HERNANDO COUNTY BOARD OF COUNTY								
TALL -TRANSPORTATION ALTS- <200K	0	0	0	0	291,985	0	0	291,985
Item 436712 1 Totals:	0	54,799	0	0	291,985	0	0	346,784
Project Total:	0	54,799	0	0	291,985	0	0	346,784

**DISCLAIMER:**

The “Total Project Cost” amount displayed for each of the federal and state funded projects in the TIP represents 10 years of programming in the Florida Department of Transportation’s (FDOT’s) Work Program database for projects on the Strategic Intermodal System (SIS) (FYs 2018 through 2027), and 5 years of programming in the FDOT Work Program for non-SIS projects (FY 2019- FY 2023), plus historical cost information for all projects having expenditures paid by FDOT prior to FY 2019.

For a more comprehensive view of a particular project’s anticipated total project cost for all phases of the project, please refer to the Long Range Transportation Plan (LRTP).

Effective Date: 04/09/2018 Florida Department of Transportation Run: 04/10/2018 11.00.39

### 5 Year TIP

View 5 Year TIP Phase Grouping Crosswalk  
07 = DISTRICT 7 - TAMPA

Fund	<2019	2019	2020	2021	2022	2023	>2023	All Years
<b>HIGHWAYS</b>								
LRTP Objectives: 1.3, 1.4, 1.8 (pages 6-6 through 6-7); Appendix H								
Item Number: 257165 2 Project Description: <b>US 41 (SR 45) FROM E ARLINGTON ST TO N OF SR 200 *NON-SIS*</b>								
District: 07 County: CITRUS Type of Work: ADD LANES & REHABILITATE PVMNT Project Length: 3.794								
Extra Description: 2 TO 4 LANES								
<u>RIGHT OF WAY / MANAGED BY FDOT</u>								
DDR -DISTRICT DEDICATED REVENUE	12,421	0	3,166,994	884,907	0	0	0	4,064,322
DIH -STATE IN-HOUSE PRODUCT SUPPORT	20,192	0	101	101	0	0	0	20,394
DS -STATE PRIMARY HIGHWAYS & PTO	1,688,999	0	43,000	0	0	0	0	1,731,999
<b>Item 257165 2 Totals:</b>	<b>1,721,612</b>	<b>0</b>	<b>3,210,095</b>	<b>885,008</b>	<b>0</b>	<b>0</b>	<b>0</b>	<b>5,816,715</b>

Fund	<2019	2019	2020	2021	2022	2023	>2023	All Years
LRTP Objectives: 1.3, 1.4, 1.8 (pages 6-6 through 6-7); Appendix H								
Item Number: 257165 3 Project Description: <b>US 41 (SR 45) FROM SR 44 TO S OF WITHLACOOCHEE TRAIL BRIDGE *NON-SIS*</b>								
District: 07 County: CITRUS Type of Work: ADD LANES & REHABILITATE PVMNT Project Length: .998								
Extra Description: 2 TO 4 LANES								
<u>RIGHT OF WAY / MANAGED BY FDOT</u>								
CM -CONGESTION MITIGATION - AQ	0	20,219	0	1,820,759	0	0	0	1,840,978
DDR -DISTRICT DEDICATED REVENUE	0	0	10,956,119	2,377,234	271,844	0	0	13,605,197
DIH -STATE IN-HOUSE PRODUCT SUPPORT	0	245,000	295,000	40,000	0	0	0	580,000
SN -STP, MANDATORY NON-URBAN <= 5K	0	645,249	648,128	675,624	675,624	0	0	2,644,625

Effective Date: 04/09/2018 Florida Department of Transportation Run: 04/10/2018 11.00.39

**5 Year TIP**

**View 5 Year TIP Phase Grouping Crosswalk  
07 = DISTRICT 7 - TAMPA**

Fund	<2019	2019	2020	2021	2022	2023	>2023	All Years
LRTP Objectives: 1.3, 1.4, 1.8 (pages 6-6 through 6-7); Appendix H								
Item Number: 257165 3 Project Description: <b>US 41 (SR 45) FROM SR 44 TO S OF WITHLACOOCHEE TRAIL BRIDGE *NON-SIS* (Continued)</b>								
District: 07 County: CITRUS Type of Work: ADD LANES & REHABILITATE PVMNT Project Length: .998								
Extra Description: 2 TO 4 LANES								
<b>CONSTRUCTION / MANAGED BY FDOT</b>								
DDR -DISTRICT DEDICATED REVENUE	0	0	0	0	0	12,821,800	0	12,821,800
DIH -STATE IN-HOUSE PRODUCT SUPPORT	0	0	0	0	0	186,945	0	186,945
SN -STP, MANDATORY NON-URBAN <= 5K	0	0	0	0	0	675,624	0	675,624
<b>Item 257165 3 Totals:</b>	<b>0</b>	<b>910,468</b>	<b>11,899,247</b>	<b>4,913,617</b>	<b>947,468</b>	<b>13,684,369</b>	<b>0</b>	<b>32,355,169</b>
<b>Project Total:</b>	<b>1,721,612</b>	<b>910,468</b>	<b>15,109,342</b>	<b>5,798,625</b>	<b>947,468</b>	<b>13,684,369</b>	<b>0</b>	<b>38,171,884</b>

Fund	<2019	2019	2020	2021	2022	2023	>2023	All Years
LRTP Objectives: 1.3, 1.4, 1.8 (pages 6-6 through 6-7); Table 4-1 (page 4-2)								
Item Number: 405822 3 Project Description: <b>US 19 (SR 55) FROM W JUMP COURT TO W FORT ISLAND TRAIL *SIS*</b>								
District: 07 County: CITRUS Type of Work: ADD LANES & RECONSTRUCT Project Length: 4.805								
Extra Description: 4 TO 6 LANES								
<b>PRELIMINARY ENGINEERING / MANAGED BY FDOT</b>								
DDR -DISTRICT DEDICATED REVENUE	2,569,161	0	0	0	0	0	0	2,569,161
DEM -ENVIRONMENTAL MITIGATION- WETLANDS	1,187	0	0	0	0	0	0	1,187
DIH -STATE IN-HOUSE PRODUCT SUPPORT	161,516	0	0	0	0	0	0	161,516
DS -STATE PRIMARY HIGHWAYS & PTO	4,396,329	0	0	0	0	0	0	4,396,329

Effective Date: 04/09/2018 Florida Department of Transportation Run: 04/10/2018 11.00.39

**5 Year TIP**

**View 5 Year TIP Phase Grouping Crosswalk  
07 = DISTRICT 7 - TAMPA**

Fund	<2019	2019	2020	2021	2022	2023	>2023	All Years
LRTP Objectives: 1.3, 1.4, 1.8 (pages 6-6 through 6-7); Table 4-1 (page 4-2) <i>(Continued)</i>								
Item Number: 405822 3 Project Description: <b>US 19 (SR 55) FROM W JUMP COURT TO W FORT ISLAND TRAIL *SIS*</b>								
District: 07 County: CITRUS Type of Work: ADD LANES & RECONSTRUCT Project Length: 4.805								
Extra Description: 4 TO 6 LANES								
<b>RIGHT OF WAY / MANAGED BY FDOT</b>								
BNIR -INTRASTATE R/W & BRIDGE BONDS	1,853,062	0	0	0	0	0	0	1,853,062
DDR -DISTRICT DEDICATED REVENUE	1,354,703	0	0	0	0	0	0	1,354,703
DIH -STATE IN-HOUSE PRODUCT SUPPORT	127,516	0	0	0	0	0	0	127,516
DS -STATE PRIMARY HIGHWAYS & PTO	2,022,447	0	0	0	0	0	0	2,022,447
SA -STP, ANY AREA	820,427	0	0	0	0	0	0	820,427
SN -STP, MANDATORY NON-URBAN <= 5K	1,981,695	0	0	0	0	0	0	1,981,695
<b>RAILROAD &amp; UTILITIES / MANAGED BY FDOT</b>								
LF -LOCAL FUNDS	1,981,652	0	0	0	0	0	0	1,981,652
LFU -LOCAL FUNDS_FOR UNFORSEEN WORK	2,238,911	0	0	0	0	0	0	2,238,911
<b>CONSTRUCTION / MANAGED BY FDOT</b>								
ACCM -ADVANCE CONSTRUCTION (CM)	680,520	0	0	0	0	0	0	680,520
ACNP -ADVANCE CONSTRUCTION NHPP	20,566,205	0	0	0	0	0	0	20,566,205
ACSA -ADVANCE CONSTRUCTION (SA)	1,369,619	0	0	0	0	0	0	1,369,619
ACTA -ADVANCE CONSTRUCTION TALT	492,302	0	0	0	0	0	0	492,302
DI -ST. - S/W INTER/INTRASTATE HWY	22,297,089	308,400	0	0	0	0	0	22,605,489
DIH -STATE IN-HOUSE PRODUCT SUPPORT	488,562	0	0	0	0	0	0	488,562
DS -STATE PRIMARY HIGHWAYS & PTO	8,344	0	0	0	0	0	0	8,344
LF -LOCAL FUNDS	76,598	0	0	0	0	0	0	76,598
SE -STP, ENHANCEMENT	145,000	0	0	0	0	0	0	145,000
SN -STP, MANDATORY NON-URBAN <= 5K	2,526	0	0	0	0	0	0	2,526

Effective Date: 04/09/2018 Florida Department of Transportation Run: 04/10/2018 11.00.39

**5 Year TIP**

**View 5 Year TIP Phase Grouping Crosswalk  
07 = DISTRICT 7 - TAMPA**

Fund	<2019	2019	2020	2021	2022	2023	>2023	All Years
LRTP Objectives: 1.3, 1.4, 1.8 (pages 6-6 through 6-7); Table 4-1 (page 4-2) <i>(Continued)</i>								
Item Number: 405822 3 Project Description: <b>US 19 (SR 55) FROM W JUMP COURT TO W FORT ISLAND TRAIL *SIS*</b>								
District: 07 County: CITRUS Type of Work: ADD LANES & RECONSTRUCT Project Length: 4.805								
Extra Description: 4 TO 6 LANES								
<b>ENVIRONMENTAL / MANAGED BY FDOT</b>								
DDR -DISTRICT DEDICATED REVENUE	168,122	0	0	0	0	0	0	168,122
DS -STATE PRIMARY HIGHWAYS & PTO	386,155	0	0	0	0	0	0	386,155
SN -STP, MANDATORY NON-URBAN <= 5K	545,683	0	0	0	0	0	0	545,683
<b>Item 405822 3 Totals:</b>	<b>66,735,331</b>	<b>308,400</b>	<b>0</b>	<b>0</b>	<b>0</b>	<b>0</b>	<b>0</b>	<b>67,043,731</b>

Fund	<2019	2019	2020	2021	2022	2023	>2023	All Years
LRTP Objectives: 1.3, 1.4, 1.8 (pages 6-6 through 6-7); Appendix H								
Item Number: 405822 5 Project Description: <b>US 19 FROM CARDINAL ST TO GREEN ACRES ST *SIS*</b>								
District: 07 County: CITRUS Type of Work: ADD LANES & RECONSTRUCT Project Length: 4.090								
Extra Description: 4 TO 6 LANES								
<b>PRELIMINARY ENGINEERING / MANAGED BY FDOT</b>								
DDR -DISTRICT DEDICATED REVENUE	505,217	0	0	0	0	0	0	505,217
DIH -STATE IN-HOUSE PRODUCT SUPPORT	19,628	0	0	0	0	0	0	19,628
DS -STATE PRIMARY HIGHWAYS & PTO	54,927	0	0	0	0	0	0	54,927
SA -STP, ANY AREA	1,760,062	0	0	0	0	0	0	1,760,062
<b>ENVIRONMENTAL / MANAGED BY FDOT</b>								
SA -STP, ANY AREA	0	0	0	0	0	64,750	0	64,750
<b>Item 405822 5 Totals:</b>	<b>2,339,834</b>	<b>0</b>	<b>0</b>	<b>0</b>	<b>0</b>	<b>64,750</b>	<b>0</b>	<b>2,404,584</b>
<b>Project Total:</b>	<b>69,075,165</b>	<b>308,400</b>	<b>0</b>	<b>0</b>	<b>0</b>	<b>64,750</b>	<b>0</b>	<b>69,448,315</b>



Effective Date: 04/09/2018 Florida Department of Transportation Run: 04/10/2018 11.00.39

**5 Year TIP**

**View 5 Year TIP Phase Grouping Crosswalk  
07 = DISTRICT 7 - TAMPA**

Fund	<2019	2019	2020	2021	2022	2023	>2023	All Years
LRTP Objectives: 1.4, 2.1, 3.1, 4.2 (pages 6-6 through 6-11)								
Item Number: 405920 2 Project Description: <b>TRAFFIC SIGNAL MAINTENANCE AND OPERATION</b> FOR LOCAL GOVERNMENT *NON-SIS*								
District: 07 County: CITRUS Type of Work: TRAFFIC SIGNALS Project Length: .001								
Extra Description: CITRUS COUNTY								
OPERATIONS / RESPONSIBLE AGENCY NOT AVAILABLE								
DDR -DISTRICT DEDICATED REVENUE	820,126	226,282	0	0	0	0	0	1,046,408
DITS -STATEWIDE ITS - STATE 100%.	481,009	0	0	0	0	0	0	481,009
<b>Item 405920 2 Totals:</b>	<b>1,301,135</b>	<b>226,282</b>	<b>0</b>	<b>0</b>	<b>0</b>	<b>0</b>	<b>0</b>	<b>1,527,417</b>
<b>Project Total:</b>	<b>1,301,135</b>	<b>226,282</b>	<b>0</b>	<b>0</b>	<b>0</b>	<b>0</b>	<b>0</b>	<b>1,527,417</b>

Fund	<2019	2019	2020	2021	2022	2023	>2023	All Years
LRTP Objectives: 2.2, 3.9, 3.10 (pages 6-8 through 6-10)								
Item Number: 435295 2 Project Description: <b>W CITRUS SPRINGS BLD FROM N SANTOS TO US 41</b> *NON-SIS*								
District: 07 County: CITRUS Type of Work: RESURFACING Project Length: 2.323								
Extra Description: 2 LANES								
CONSTRUCTION / RESPONSIBLE AGENCY NOT AVAILABLE								
GRSC -GROWTH MANAGEMENT FOR SCOP	0	0	0	632,652	0	0	0	632,652
LF -LOCAL FUNDS	0	0	0	151,173	0	0	0	151,173
LFP -LOCAL FUNDS FOR PARTICIPATING	0	0	0	379,691	0	0	0	379,691
SCED -2012 SB1998-SMALL CO OUTREACH	0	0	0	102,240	0	0	0	102,240
SCOP -SMALL COUNTY OUTREACH PROGRAM	0	0	0	244,842	0	0	0	244,842
SCWR -2015 SB2514A-SMALL CO OUTREACH	0	0	0	8,166	0	0	0	8,166
<b>Item 435295 2 Totals:</b>	<b>0</b>	<b>0</b>	<b>0</b>	<b>1,518,764</b>	<b>0</b>	<b>0</b>	<b>0</b>	<b>1,518,764</b>
<b>Project Total:</b>	<b>0</b>	<b>0</b>	<b>0</b>	<b>1,518,764</b>	<b>0</b>	<b>0</b>	<b>0</b>	<b>1,518,764</b>

Effective Date: 04/09/2018 Florida Department of Transportation Run: 04/10/2018 11.00.39

**5 Year TIP**

**View 5 Year TIP Phase Grouping Crosswalk  
07 = DISTRICT 7 - TAMPA**

Fund	<2019	2019	2020	2021	2022	2023	>2023	All Years
LRTP Objectives: 2.2, 3.9, 3.10 (pages 6-8 through 6-10)								
Item Number: 435296 1 Project Description: <b>CR 491 FROM GROVER CLEVELAND BLVD TO OCALA STREET *NON-SIS*</b>								
District: 07 County: CITRUS Type of Work: RESURFACING Project Length: 3.142								
Extra Description: 4 LANES								
CONSTRUCTION / RESPONSIBLE AGENCY NOT AVAILABLE								
GRSC -GROWTH MANAGEMENT FOR SCOP	0	0	605,287	0	0	0	0	605,287
LF -LOCAL FUNDS	0	0	499,162	0	0	0	0	499,162
SCED -2012 SB1998-SMALL CO OUTREACH	0	0	256,410	0	0	0	0	256,410
SCOP -SMALL COUNTY OUTREACH PROGRAM	0	0	245,599	0	0	0	0	245,599
SCWR -2015 SB2514A-SMALL CO OUTREACH	0	0	299,487	0	0	0	0	299,487
<b>Item 435296 1 Totals:</b>	<b>0</b>	<b>0</b>	<b>1,905,945</b>	<b>0</b>	<b>0</b>	<b>0</b>	<b>0</b>	<b>1,905,945</b>
<b>Project Total:</b>	<b>0</b>	<b>0</b>	<b>1,905,945</b>	<b>0</b>	<b>0</b>	<b>0</b>	<b>0</b>	<b>1,905,945</b>

Fund	<2019	2019	2020	2021	2022	2023	>2023	All Years
LRTP Objectives: 2.2, 3.9, 3.10 (pages 6-8 through 6-10)								
Item Number: 435297 1 Project Description: <b>FOREST RIDGE BLVD FROM CR 486 TO CR 491 *NON-SIS*</b>								
District: 07 County: CITRUS Type of Work: RESURFACING Project Length: 3.073								
Extra Description: 4 LANES								
CONSTRUCTION / RESPONSIBLE AGENCY NOT AVAILABLE								
GRSC -GROWTH MANAGEMENT FOR SCOP	0	149,854	0	0	0	0	0	149,854
LF -LOCAL FUNDS	0	309,958	0	0	0	0	0	309,958
SCED -2012 SB1998-SMALL CO OUTREACH	0	256,410	0	0	0	0	0	256,410

Effective Date: 04/09/2018 Florida Department of Transportation Run: 04/10/2018 11.00.39

### 5 Year TIP

View 5 Year TIP Phase Grouping Crosswalk  
07 = DISTRICT 7 - TAMPA

Fund	<2019	2019	2020	2021	2022	2023	>2023	All Years
LRTP Objectives: 2.2, 3.9, 3.10 (pages 6-8 through 6-10)								
Item Number: 435297 1 Project Description: <b>FOREST RIDGE BLVD FROM CR 486 TO CR 491 *NON-SIS* (Continued)</b>								
District: 07 County: CITRUS Type of Work: RESURFACING Project Length: 3.073								
Extra Description: 4 LANES								
SCOP -SMALL COUNTY OUTREACH PROGRAM	0	230,310	0	0	0	0	0	230,310
<b>Item 435297 1 Totals:</b>	<b>0</b>	<b>946,532</b>	<b>0</b>	<b>0</b>	<b>0</b>	<b>0</b>	<b>0</b>	<b>946,532</b>
<b>Project Total:</b>	<b>0</b>	<b>946,532</b>	<b>0</b>	<b>0</b>	<b>0</b>	<b>0</b>	<b>0</b>	<b>946,532</b>

Fund	<2019	2019	2020	2021	2022	2023	>2023	All Years
LRTP Objectives: 2.2, 2.3, 3.4, 3.5, 3.9 (pages 6-8 through 6-10)								
Item Number: 437514 1 Project Description: <b>US 19/US 98/SR 55/S SUNCOAST BLVD FR HERNANDO CO LN TO W GREEN ACRES *SIS*</b>								
District: 07 County: CITRUS Type of Work: RESURFACING Project Length: 6.811								
Extra Description: 4 LANES								
<b>PRELIMINARY ENGINEERING / MANAGED BY FDOT</b>								
DC -STATE PRIMARY PE CONSULTANTS	1,626	0	0	0	0	0	0	1,626
DDR -DISTRICT DEDICATED REVENUE	2,553,843	0	0	0	0	0	0	2,553,843
DIH -STATE IN-HOUSE PRODUCT SUPPORT	31,923	0	0	0	0	0	0	31,923
DS -STATE PRIMARY HIGHWAYS & PTO	61,903	0	0	0	0	0	0	61,903
<b>CONSTRUCTION / MANAGED BY FDOT</b>								
DDR -DISTRICT DEDICATED REVENUE	0	0	11,181,276	0	0	0	0	11,181,276
DIH -STATE IN-HOUSE PRODUCT SUPPORT	0	0	274,821	0	0	0	0	274,821
DS -STATE PRIMARY HIGHWAYS & PTO	1,464	0	0	0	0	0	0	1,464
HSID -INTERSECTION CRASHES	0	0	1,374,106	0	0	0	0	1,374,106
NHRE -NAT HWY PERFORM - RESURFACING	0	0	2,181,284	0	0	0	0	2,181,284

Effective Date: 04/09/2018 Florida Department of Transportation Run: 04/10/2018 11.00.39

**5 Year TIP**

**View 5 Year TIP Phase Grouping Crosswalk  
07 = DISTRICT 7 - TAMPA**

Fund	<2019	2019	2020	2021	2022	2023	>2023	All Years
LRTP Objectives: 2.2, 2.3, 3.4, 3.5, 3.9 (pages 6-8 through 6-10)								
Item Number: 437514 1 Project Description: <b>US 19/US 98/SR 55/S SUNCOAST BLVD FR HERNANDO CO LN TO W GREEN ACRES *SIS* (Continued)</b>								
District: 07 County: CITRUS Type of Work: RESURFACING Project Length: 6.811								
Extra Description: 4 LANES								
<u>ENVIRONMENTAL / MANAGED BY FDOT</u>								
DDR -DISTRICT DEDICATED REVENUE	0	50,000	0	0	0	0	0	50,000
<b>Item 437514 1 Totals:</b>	<b>2,650,759</b>	<b>50,000</b>	<b>15,011,487</b>	<b>0</b>	<b>0</b>	<b>0</b>	<b>0</b>	<b>17,712,246</b>

Fund	<2019	2019	2020	2021	2022	2023	>2023	All Years
LRTP Objectives: 2.2, 2.3, 3.4, 3.5, 3.9 (pages 6-8 through 6-10)								
Item Number: 437514 2 Project Description: <b>US 19/US 98/SR 55/S SUNCOAST BLVD FR HERNANDO CO LN TO W GREEN ACRES *SIS*</b>								
District: 07 County: CITRUS Type of Work: BIKE PATH/TRAIL Project Length: 6.811								
Extra Description: DESIGN AND CONSTRUCT 10FT SHARED USE PATH ON EAST SIDE OF 19								
<u>PRELIMINARY ENGINEERING / MANAGED BY FDOT</u>								
DIH -STATE IN-HOUSE PRODUCT SUPPORT	1,000	0	0	0	0	0	0	1,000
DS -STATE PRIMARY HIGHWAYS & PTO	503,295	600,000	0	0	0	0	0	1,103,295
<u>RIGHT OF WAY / MANAGED BY FDOT</u>								
DIH -STATE IN-HOUSE PRODUCT SUPPORT	0	40,000	0	0	0	0	0	40,000
DS -STATE PRIMARY HIGHWAYS & PTO	0	137,900	0	0	0	0	0	137,900
<u>CONSTRUCTION / MANAGED BY FDOT</u>								
DDR -DISTRICT DEDICATED REVENUE	0	0	2,574,544	0	0	0	0	2,574,544
DIH -STATE IN-HOUSE PRODUCT SUPPORT	0	0	38,618	0	0	0	0	38,618
DS -STATE PRIMARY HIGHWAYS & PTO	0	0	205,963	0	0	0	0	205,963
<b>Item 437514 2 Totals:</b>	<b>504,295</b>	<b>777,900</b>	<b>2,819,125</b>	<b>0</b>	<b>0</b>	<b>0</b>	<b>0</b>	<b>4,101,320</b>
<b>Project Total:</b>	<b>3,155,054</b>	<b>827,900</b>	<b>17,830,612</b>	<b>0</b>	<b>0</b>	<b>0</b>	<b>0</b>	<b>21,813,566</b>

Effective Date: 04/09/2018 Florida Department of Transportation Run: 04/10/2018 11.00.39

**5 Year TIP**

**View 5 Year TIP Phase Grouping Crosswalk  
07 = DISTRICT 7 - TAMPA**

Fund	<2019	2019	2020	2021	2022	2023	>2023	All Years
LRTP Objectives: 2.2, 2.3, 3.4, 3.5, 3.9 (pages 6-8 through 6-10)								
Item Number: 438146 1 Project Description: <b>N CITRUS SPRINGS BLVD FROM US 41 TO WITHLACOOCHEE TRAIL (CR 39) *NON-SIS*</b>								
District: 07 County: CITRUS Type of Work: RESURFACING Project Length: 1.350								
Extra Description: 2 LANES								
<b>CONSTRUCTION / RESPONSIBLE AGENCY NOT AVAILABLE</b>								
GRSC -GROWTH MANAGEMENT FOR SCOP	0	423,209	0	0	0	0	0	423,209
LFP -LOCAL FUNDS FOR PARTICIPATING	0	410,308	0	0	0	0	0	410,308
SCOP -SMALL COUNTY OUTREACH PROGRAM	0	11,741	0	0	0	0	0	11,741
SCWR -2015 SB2514A-SMALL CO OUTREACH	0	293,606	0	0	0	0	0	293,606
<b>Item 438146 1 Totals:</b>	<b>0</b>	<b>1,138,864</b>	<b>0</b>	<b>0</b>	<b>0</b>	<b>0</b>	<b>0</b>	<b>1,138,864</b>
<b>Project Total:</b>	<b>0</b>	<b>1,138,864</b>	<b>0</b>	<b>0</b>	<b>0</b>	<b>0</b>	<b>0</b>	<b>1,138,864</b>

Fund	<2019	2019	2020	2021	2022	2023	>2023	All Years
LRTP Objectives: 2.3, 3.4, 3.5 (pages 6-8 through 6-9); Appendix D-4								
Item Number: 439698 1 Project Description: <b>FOREST RIDGE BLVD FR CR486/NORVELL BRYANT HWY TO W LAKE BEVERLY DR *NON-SIS*</b>								
District: 07 County: CITRUS Type of Work: SIDEWALK Project Length: 1.605								
Extra Description: CONSTRUCT 5'SIDEWALK FOREST RIDGE ELEM-SAFE ROUTES TO SCHOOL								
<b>PRELIMINARY ENGINEERING / MANAGED BY FDOT</b>								
SR2T -SAFE ROUTES - TRANSFER	553,830	0	0	0	0	0	0	553,830
<b>CONSTRUCTION / MANAGED BY FDOT</b>								
SR2T -SAFE ROUTES - TRANSFER	0	0	0	1,548,766	0	0	0	1,548,766
<b>Item 439698 1 Totals:</b>	<b>553,830</b>	<b>0</b>	<b>0</b>	<b>1,548,766</b>	<b>0</b>	<b>0</b>	<b>0</b>	<b>2,102,596</b>
<b>Project Total:</b>	<b>553,830</b>	<b>0</b>	<b>0</b>	<b>1,548,766</b>	<b>0</b>	<b>0</b>	<b>0</b>	<b>2,102,596</b>

Effective Date: 04/09/2018 Florida Department of Transportation Run: 04/10/2018 11.00.39

### 5 Year TIP

View 5 Year TIP Phase Grouping Crosswalk  
07 = DISTRICT 7 - TAMPA

Fund	<2019	2019	2020	2021	2022	2023	>2023	All Years
LRTP Objectives: 2.3, 3.4, 3.5 (pages 6-8 through 6-9)								
Item Number: 439699 1 Project Description: <b>PLEASANT GROVE ELEMENTARY - PLEASANT GROVE RD AND DRUID RD *NON-SIS*</b>								
District: 07 County: CITRUS Type of Work: SIDEWALK Project Length: 11.897								
Extra Description: CONSTRUCT 5' SIDEWALK GROVE TO SR 44/LAKE REGION/CR 581								
<u>PRELIMINARY ENGINEERING / MANAGED BY FDOT</u>								
SR2T -SAFE ROUTES - TRANSFER	379,524	0	0	0	0	0	0	379,524
<u>CONSTRUCTION / MANAGED BY FDOT</u>								
SR2T -SAFE ROUTES - TRANSFER	0	0	549,382	0	0	0	0	549,382
<b>Item 439699 1 Totals:</b>	<b>379,524</b>	<b>0</b>	<b>549,382</b>	<b>0</b>	<b>0</b>	<b>0</b>	<b>0</b>	<b>928,906</b>
<b>Project Total:</b>	<b>379,524</b>	<b>0</b>	<b>549,382</b>	<b>0</b>	<b>0</b>	<b>0</b>	<b>0</b>	<b>928,906</b>

Fund	<2019	2019	2020	2021	2022	2023	>2023	All Years
LRTP Objectives: 2.2, 2.3, 3.4, 3.5, 3.9 (pages 6-8 through 6-10)								
Item Number: 439706 1 Project Description: <b>S CANARY PALM TERRACE FROM W GREEN ACRE ST TO W OAKLAWN ST *NON-SIS*</b>								
District: 07 County: CITRUS Type of Work: RESURFACING Project Length: .253								
Extra Description: 2 LANES								
<u>CONSTRUCTION / RESPONSIBLE AGENCY NOT AVAILABLE</u>								
LFP -LOCAL FUNDS FOR PARTICIPATING	0	0	0	31,125	0	0	0	31,125
SCWR -2015 SB2514A-SMALL CO OUTREACH	0	0	0	93,375	0	0	0	93,375
<b>Item 439706 1 Totals:</b>	<b>0</b>	<b>0</b>	<b>0</b>	<b>124,500</b>	<b>0</b>	<b>0</b>	<b>0</b>	<b>124,500</b>
<b>Project Total:</b>	<b>0</b>	<b>0</b>	<b>0</b>	<b>124,500</b>	<b>0</b>	<b>0</b>	<b>0</b>	<b>124,500</b>

Effective Date: 04/09/2018 Florida Department of Transportation Run: 04/10/2018 11.00.39

**5 Year TIP**

**View 5 Year TIP Phase Grouping Crosswalk  
07 = DISTRICT 7 - TAMPA**

Fund	<2019	2019	2020	2021	2022	2023	>2023	All Years
LRTP Objectives: 2.2, 2.3, 3.4, 3.5, 3.9 (pages 6-8 through 6-10)								
Item Number: 439707 1 Project Description: <b>N DELTONA BLVD FROM W HOMEWAY LOOP TO W CITRUS SPRINGS BLVD *NON-SIS*</b>								
District: 07 County: CITRUS Type of Work: RESURFACING Project Length: .617								
Extra Description: 2 LANES								
CONSTRUCTION / RESPONSIBLE AGENCY NOT AVAILABLE								
GRSC -GROWTH MANAGEMENT FOR SCOP	0	0	0	10,610	0	0	0	10,610
LFP -LOCAL FUNDS FOR PARTICIPATING	0	0	0	122,500	0	0	0	122,500
SCED -2012 SB1998-SMALL CO OUTREACH	0	0	0	154,170	0	0	0	154,170
SCOP -SMALL COUNTY OUTREACH PROGRAM	0	0	0	3,876	0	0	0	3,876
SCWR -2015 SB2514A-SMALL CO OUTREACH	0	0	0	198,844	0	0	0	198,844
<b>Item 439707 1 Totals:</b>	<b>0</b>	<b>0</b>	<b>0</b>	<b>490,000</b>	<b>0</b>	<b>0</b>	<b>0</b>	<b>490,000</b>
<b>Project Total:</b>	<b>0</b>	<b>0</b>	<b>0</b>	<b>490,000</b>	<b>0</b>	<b>0</b>	<b>0</b>	<b>490,000</b>

Fund	<2019	2019	2020	2021	2022	2023	>2023	All Years
LRTP Objectives: 2.2, 2.3, 3.4, 3.5, 3.9 (pages 6-8 through 6-10)								
Item Number: 441090 1 Project Description: <b>E WITHLACOOCHEE TR (CR 39) FROM E SCOTT LN TO SR 200 *NON-SIS*</b>								
District: 07 County: CITRUS Type of Work: RESURFACING Project Length: .868								
Extra Description: 2 LANES								
CONSTRUCTION / RESPONSIBLE AGENCY NOT AVAILABLE								
GRSC -GROWTH MANAGEMENT FOR SCOP	0	0	0	0	270,768	0	0	270,768
LFP -LOCAL FUNDS FOR PARTICIPATING	0	0	0	0	90,256	0	0	90,256
<b>Item 441090 1 Totals:</b>	<b>0</b>	<b>0</b>	<b>0</b>	<b>0</b>	<b>361,024</b>	<b>0</b>	<b>0</b>	<b>361,024</b>
<b>Project Total:</b>	<b>0</b>	<b>0</b>	<b>0</b>	<b>0</b>	<b>361,024</b>	<b>0</b>	<b>0</b>	<b>361,024</b>

Effective Date: 04/09/2018 Florida Department of Transportation Run: 04/10/2018 11.00.39

### 5 Year TIP

View 5 Year TIP Phase Grouping Crosswalk  
07 = DISTRICT 7 - TAMPA

Fund	<2019	2019	2020	2021	2022	2023	>2023	All Years
LRTP Objectives: 2.2, 2.3, 3.4, 3.5, 3.9 (pages 6-8 through 6-10)								
Item Number: 441091 1 Project Description: <b>E TURNER CAMP RD (CR 581) FROM E BANKS RD TO E MATTHEW MEADOWS CT *NON-SIS*</b>								
District: 07 County: CITRUS Type of Work: RESURFACING Project Length: 2.418								
Extra Description: 2 LANES								
CONSTRUCTION / RESPONSIBLE AGENCY NOT AVAILABLE								
GRSC -GROWTH MANAGEMENT FOR SCOP	0	0	0	0	407,745	0	0	407,745
LFP -LOCAL FUNDS FOR PARTICIPATING	0	0	0	0	188,678	0	0	188,678
SCOP -SMALL COUNTY OUTREACH PROGRAM	0	0	0	0	158,287	0	0	158,287
<b>Item 441091 1 Totals:</b>	<b>0</b>	<b>0</b>	<b>0</b>	<b>0</b>	<b>754,710</b>	<b>0</b>	<b>0</b>	<b>754,710</b>
<b>Project Total:</b>	<b>0</b>	<b>0</b>	<b>0</b>	<b>0</b>	<b>754,710</b>	<b>0</b>	<b>0</b>	<b>754,710</b>

Fund	<2019	2019	2020	2021	2022	2023	>2023	All Years
LRTP Objectives: 2.2, 2.3, 3.4, 3.5, 3.9 (pages 6-8 through 6-10)								
Item Number: 441092 1 Project Description: <b>W YULEE DRIVE (CR 490) FROM W BRADSHAW ST TO US 19 *NON-SIS*</b>								
District: 07 County: CITRUS Type of Work: RESURFACING Project Length: .690								
Extra Description: 2 LANES								
CONSTRUCTION / RESPONSIBLE AGENCY NOT AVAILABLE								
LFP -LOCAL FUNDS FOR PARTICIPATING	0	0	0	0	88,580	0	0	88,580
SCWR -2015 SB2514A-SMALL CO OUTREACH	0	0	0	0	265,739	0	0	265,739
<b>Item 441092 1 Totals:</b>	<b>0</b>	<b>0</b>	<b>0</b>	<b>0</b>	<b>354,319</b>	<b>0</b>	<b>0</b>	<b>354,319</b>
<b>Project Total:</b>	<b>0</b>	<b>0</b>	<b>0</b>	<b>0</b>	<b>354,319</b>	<b>0</b>	<b>0</b>	<b>354,319</b>



Effective Date: 04/09/2018 Florida Department of Transportation Run: 04/10/2018 11.00.39

**5 Year TIP**

**View 5 Year TIP Phase Grouping Crosswalk  
07 = DISTRICT 7 - TAMPA**

Fund	<2019	2019	2020	2021	2022	2023	>2023	All Years
LRTP Objectives: 2.2, 2.3, 3.4, 3.5, 3.9 (pages 6-8 through 6-10)								
Item Number: 441093 1 Project Description: <b>S GREAT OAKS DRIVE FROM FLORAL PARK DR TO E ORANGE AVE *NON-SIS*</b>								
District: 07 County: CITRUS Type of Work: RESURFACING Project Length: 1.756								
Extra Description: 2 LANES								
<b>CONSTRUCTION / RESPONSIBLE AGENCY NOT AVAILABLE</b>								
LFP -LOCAL FUNDS FOR PARTICIPATING	0	0	0	0	121,419	0	0	121,419
SCED -2012 SB1998-SMALL CO OUTREACH	0	0	0	0	256,410	0	0	256,410
SCOP -SMALL COUNTY OUTREACH PROGRAM	0	0	0	0	93,397	0	0	93,397
SCWR -2015 SB2514A-SMALL CO OUTREACH	0	0	0	0	14,449	0	0	14,449
<b>Item 441093 1 Totals:</b>	<b>0</b>	<b>0</b>	<b>0</b>	<b>0</b>	<b>485,675</b>	<b>0</b>	<b>0</b>	<b>485,675</b>
<b>Project Total:</b>	<b>0</b>	<b>0</b>	<b>0</b>	<b>0</b>	<b>485,675</b>	<b>0</b>	<b>0</b>	<b>485,675</b>

Fund	<2019	2019	2020	2021	2022	2023	>2023	All Years
LRTP Objectives: 2.3, 3.4, 3.5 (pages 6-8 through 6-9)								
Item Number: 441104 1 Project Description: <b>N TURKEY OAK DR FROM SR 44 TO US 19 *NON-SIS*</b>								
District: 07 County: CITRUS Type of Work: SIDEWALK Project Length: 3.284								
Extra Description: CONSTRUCT 5' SIDEWALK. CRYSTAL RIVER HIGH SCHOOL SRTS								
<b>PRELIMINARY ENGINEERING / MANAGED BY FDOT</b>								
SR2T -SAFE ROUTES - TRANSFER	0	315,181	0	0	0	0	0	315,181
<b>CONSTRUCTION / MANAGED BY FDOT</b>								
SR2T -SAFE ROUTES - TRANSFER	0	0	0	482,791	0	0	0	482,791
<b>Item 441104 1 Totals:</b>	<b>0</b>	<b>315,181</b>	<b>0</b>	<b>482,791</b>	<b>0</b>	<b>0</b>	<b>0</b>	<b>797,972</b>
<b>Project Total:</b>	<b>0</b>	<b>315,181</b>	<b>0</b>	<b>482,791</b>	<b>0</b>	<b>0</b>	<b>0</b>	<b>797,972</b>

Effective Date: 04/09/2018 Florida Department of Transportation Run: 04/10/2018 11.00.39

**5 Year TIP**

**View 5 Year TIP Phase Grouping Crosswalk  
07 = DISTRICT 7 - TAMPA**

Fund	<2019	2019	2020	2021	2022	2023	>2023	All Years
LRTP Objectives: 1.4, 2.3, 3.10 (pages 6-6 through 6-10); Table 4-1 (page 4-2)								
Item Number: 257298 5 Project Description: <b>CR 578 (CO LINE RD) FROM SUNCOAST PARKWAY TO US41 AT AYERS RD *NON-SIS*</b>								
District: 07 County: HERNANDO Type of Work: NEW ROAD CONSTRUCTION Project Length: 1.492								
Extra Description: 0 TO 4 LANES								
<b>PRELIMINARY ENGINEERING / MANAGED BY FDOT</b>								
ACSA -ADVANCE CONSTRUCTION (SA)	11,114	0	0	0	0	0	0	11,114
DSF -STATE PRIMARY MATCHING FUNDS	5,693	0	0	0	0	0	0	5,693
LFF -LOCAL FUND - FOR MATCHING F/A	5,694	0	0	0	0	0	0	5,694
LFP -LOCAL FUNDS FOR PARTICIPATING	900,000	0	0	0	0	0	0	900,000
SA -STP, ANY AREA	599,779	0	0	0	0	0	0	599,779
SL -STP, AREAS <= 200K	2,015,532	0	0	0	0	0	0	2,015,532
TRIP -TRANS REGIONAL INCENTIVE PROGM	900,000	0	0	0	0	0	0	900,000
<b>RIGHT OF WAY / MANAGED BY FDOT</b>								
CIGP -COUNTY INCENTIVE GRANT PROGRAM	2,747,990	0	0	0	0	0	0	2,747,990
HPP -HIGH PRIORITY PROJECTS	3,626,886	0	0	0	0	0	0	3,626,886
LF -LOCAL FUNDS	1,415	0	0	0	0	0	0	1,415
LFP -LOCAL FUNDS FOR PARTICIPATING	2,747,990	0	0	0	0	0	0	2,747,990
SA -STP, ANY AREA	288,826	0	0	0	0	0	0	288,826
SL -STP, AREAS <= 200K	2,615,202	0	0	0	0	0	0	2,615,202
TRIP -TRANS REGIONAL INCENTIVE PROGM	1,268	0	0	0	0	0	0	1,268
<b>RAILROAD &amp; UTILITIES / MANAGED BY FDOT</b>								
LF -LOCAL FUNDS	0	1,605,124	0	0	0	0	0	1,605,124
SA -STP, ANY AREA	0	20,000	0	0	0	0	0	20,000

Effective Date: 04/09/2018 Florida Department of Transportation Run: 04/10/2018 11.00.39

**5 Year TIP**

**View 5 Year TIP Phase Grouping Crosswalk  
07 = DISTRICT 7 - TAMPA**

Fund	<2019	2019	2020	2021	2022	2023	>2023	All Years
LRTP Objectives: 1.4, 2.3, 3.10 (pages 6-6 through 6-10); Table 4-1 (page 4-2)								
Item Number: 257298 5 Project Description: <b>CR 578 (CO LINE RD) FROM SUNCOAST PARKWAY TO US41 AT AYERS RD *NON-SIS* (Continued)</b>								
District: 07 County: HERNANDO Type of Work: NEW ROAD CONSTRUCTION Project Length: 1.492								
Extra Description: 0 TO 4 LANES								
<b>CONSTRUCTION / MANAGED BY FDOT</b>								
ACSA -ADVANCE CONSTRUCTION (SA)	0	9,164,432	0	0	0	0	0	9,164,432
ACSL -ADVANCE CONSTRUCTION (SL)	0	1,056,225	0	0	0	0	0	1,056,225
CM -CONGESTION MITIGATION - AQ	0	1,924,194	0	0	0	0	0	1,924,194
HPP -HIGH PRIORITY PROJECTS	0	1,180,194	0	0	0	0	0	1,180,194
LF -LOCAL FUNDS	0	67,504	0	0	0	0	0	67,504
SA -STP, ANY AREA	0	1,814,171	0	0	0	0	0	1,814,171
SL -STP, AREAS <= 200K	0	3,002,570	0	0	0	0	0	3,002,570
SU -STP, URBAN AREAS > 200K	0	5,018,626	0	0	0	0	0	5,018,626
<b>ENVIRONMENTAL / MANAGED BY FDOT</b>								
SA -STP, ANY AREA	137,419	0	0	0	0	0	0	137,419
<b>Item 257298 5 Totals:</b>	<b>16,604,808</b>	<b>24,853,040</b>	<b>0</b>	<b>0</b>	<b>0</b>	<b>0</b>	<b>0</b>	<b>41,457,848</b>
<b>Project Total:</b>	<b>16,604,808</b>	<b>24,853,040</b>	<b>0</b>	<b>0</b>	<b>0</b>	<b>0</b>	<b>0</b>	<b>41,457,848</b>

Fund	<2019	2019	2020	2021	2022	2023	>2023	All Years
LRTP Objectives: 1.4, 2.1, 3.1, 4.2 (pages 6-6 through 6-11)								
Item Number: 405920 3 Project Description: <b>TRAFFIC SIGNAL MAINTENANCE AND OPERATION FOR LOCAL GOVERNMENT *NON-SIS*</b>								
District: 07 County: HERNANDO Type of Work: TRAFFIC SIGNALS Project Length: .001								
<b>OPERATIONS / RESPONSIBLE AGENCY NOT AVAILABLE</b>								
DDR -DISTRICT DEDICATED REVENUE	1,258,351	193,708	0	0	0	0	0	1,452,059
DITS -STATEWIDE ITS - STATE 100%.	242,294	0	0	0	0	0	0	242,294
<b>Item 405920 3 Totals:</b>	<b>1,500,645</b>	<b>193,708</b>	<b>0</b>	<b>0</b>	<b>0</b>	<b>0</b>	<b>0</b>	<b>1,694,353</b>
<b>Project Total:</b>	<b>1,500,645</b>	<b>193,708</b>	<b>0</b>	<b>0</b>	<b>0</b>	<b>0</b>	<b>0</b>	<b>1,694,353</b>

Effective Date: 04/09/2018 Florida Department of Transportation Run: 04/10/2018 11.00.39

### 5 Year TIP

View 5 Year TIP Phase Grouping Crosswalk  
07 = DISTRICT 7 - TAMPA

Fund	<2019	2019	2020	2021	2022	2023	>2023	All Years
LRTP Objectives: 5.2, 5.5 (pages 6-12 and 6-13); Table 5-5 (page 5-11); Table 4-1 (page 4-2); Appendix H								
Item Number: 411011 8 Project Description: <b>I-75 (SR 93) FM S OF US98/SR50/CORTEZ TO N OF US98/SR50/CORTEZ *SIS*</b>								
District: 07 County: HERNANDO Type of Work: LANDSCAPING Project Length: 2.986								
Extra Description: LANDSCAPE ONLY PROJECT. FUNDS FROM SEGMENT 4 FOR LANDSCAPE ITEMS.								
<b>PRELIMINARY ENGINEERING / MANAGED BY FDOT</b>								
DIH -STATE IN-HOUSE PRODUCT SUPPORT	1,000	0	0	0	0	0	0	1,000
DS -STATE PRIMARY HIGHWAYS & PTO	243,316	0	0	0	0	0	0	243,316
<b>CONSTRUCTION / MANAGED BY FDOT</b>								
DDR -DISTRICT DEDICATED REVENUE	0	1,138,480	0	0	0	0	0	1,138,480
DIH -STATE IN-HOUSE PRODUCT SUPPORT	0	15,960	0	0	0	0	0	15,960
<b>Item 411011 8 Totals:</b>	<b>244,316</b>	<b>1,154,440</b>	<b>0</b>	<b>0</b>	<b>0</b>	<b>0</b>	<b>0</b>	<b>1,398,756</b>
<b>Project Total:</b>	<b>244,316</b>	<b>1,154,440</b>	<b>0</b>	<b>0</b>	<b>0</b>	<b>0</b>	<b>0</b>	<b>1,398,756</b>

Fund	<2019	2019	2020	2021	2022	2023	>2023	All Years
LRTP Objectives: 1.1, 1.2, 1.4, 1.6, 1.8, 1.9, 2.3, 3.7, 3.9, 3.10, 4.1 (pages 6-6 through 6-11); Table 4-1 (page 4-2)								
Item Number: 416732 3 Project Description: <b>SR 50 FROM US 98/MCKETHAN RD TO US 301 *SIS*</b>								
District: 07 County: HERNANDO Type of Work: ADD LANES & REHABILITATE PVMNT Project Length: 4.462								
Extra Description: 2 TO 4 LANES								
<b>PRELIMINARY ENGINEERING / MANAGED BY FDOT</b>								
DDR -DISTRICT DEDICATED REVENUE	556,225	0	0	0	0	0	0	556,225
DIH -STATE IN-HOUSE PRODUCT SUPPORT	14,588	0	0	0	0	0	0	14,588
DS -STATE PRIMARY HIGHWAYS & PTO	1,512,781	0	0	0	0	0	0	1,512,781
SA -STP, ANY AREA	2,492,846	0	0	0	0	0	0	2,492,846
SL -STP, AREAS <= 200K	31,040	0	0	0	0	0	0	31,040

Effective Date: 04/09/2018 Florida Department of Transportation Run: 04/10/2018 11.00.39

**5 Year TIP**

**View 5 Year TIP Phase Grouping Crosswalk  
07 = DISTRICT 7 - TAMPA**

Fund	<2019	2019	2020	2021	2022	2023	>2023	All Years
LRTP Objectives: 1.1, 1.2, 1.4, 1.6, 1.8, 1.9, 2.3, 3.7, 3.9, 3.10, 4.1 (pages 6-6 through 6-11); Table 4-1 (page 4-2)								
Item Number: 416732 3 Project Description: <b>SR 50 FROM US 98/MCKETHAN RD TO US 301 *SIS* (Continued)</b>								
District: 07 County: HERNANDO Type of Work: ADD LANES & REHABILITATE PVMNT Project Length: 4.462								
Extra Description: 2 TO 4 LANES								
<b>RIGHT OF WAY / MANAGED BY FDOT</b>								
ACSL -ADVANCE CONSTRUCTION (SL)	2,384,359	0	0	0	0	0	0	2,384,359
DDR -DISTRICT DEDICATED REVENUE	326,002	0	0	0	0	0	0	326,002
DIH -STATE IN-HOUSE PRODUCT SUPPORT	462,176	0	0	0	0	0	0	462,176
DS -STATE PRIMARY HIGHWAYS & PTO	1,366,272	0	0	0	0	0	0	1,366,272
<b>RAILROAD &amp; UTILITIES / MANAGED BY FDOT</b>								
LF -LOCAL FUNDS	0	2,000,000	0	0	0	0	0	2,000,000
<b>CONSTRUCTION / MANAGED BY FDOT</b>								
DDR -DISTRICT DEDICATED REVENUE	0	2,333,796	0	0	0	0	0	2,333,796
DI -ST. - S/W INTER/INTRASTATE HWY	0	20,848,519	0	0	0	0	0	20,848,519
DIH -STATE IN-HOUSE PRODUCT SUPPORT	0	324,043	0	0	0	0	0	324,043
DS -STATE PRIMARY HIGHWAYS & PTO	521	0	0	0	0	0	0	521
<b>ENVIRONMENTAL / MANAGED BY FDOT</b>								
DDR -DISTRICT DEDICATED REVENUE	0	55,000	0	0	0	0	0	55,000
SA -STP, ANY AREA	46,032	0	0	0	0	0	0	46,032
SL -STP, AREAS <= 200K	39,732	0	0	0	0	0	0	39,732
<b>Item 416732 3 Totals:</b>	<b>9,232,574</b>	<b>25,561,358</b>	<b>0</b>	<b>0</b>	<b>0</b>	<b>0</b>	<b>0</b>	<b>34,793,932</b>

Effective Date: 04/09/2018 Florida Department of Transportation Run: 04/10/2018 11.00.39

## 5 Year TIP

View 5 Year TIP Phase Grouping Crosswalk  
07 = DISTRICT 7 - TAMPA

Fund	<2019	2019	2020	2021	2022	2023	>2023	All Years
LRTP Objectives: 1.1, 1.2, 1.4, 1.6, 1.8, 1.9, 2.3, 3.7, 3.9, 3.10, 4.1 (pages 6-6 through 6-11); Map 5-2 (page 5-10); Table 4-1 (page 4-2)								
Item Number: 416732 4 Project Description: <b>SR 50 FM WINDMERE RD/BRONSON BL TO US 98/MCKETHAN RD *SIS*</b>								
District: 07 County: HERNANDO Type of Work: ADD LANES & REHABILITATE PVMNT Project Length: 7.096								
Extra Description: 4 TO 6 LANES								
<b>PRELIMINARY ENGINEERING / MANAGED BY FDOT</b>								
DDR -DISTRICT DEDICATED REVENUE	1,161,555	0	0	0	0	0	0	1,161,555
DIH -STATE IN-HOUSE PRODUCT SUPPORT	16,451	0	0	0	0	0	0	16,451
DS -STATE PRIMARY HIGHWAYS & PTO	183,986	0	0	0	0	0	0	183,986
SA -STP, ANY AREA	2,818,099	0	0	0	0	0	0	2,818,099
SL -STP, AREAS <= 200K	751,256	0	0	0	0	0	0	751,256
<b>RIGHT OF WAY / MANAGED BY FDOT</b>								
DDR -DISTRICT DEDICATED REVENUE	2,096,196	0	0	0	0	0	0	2,096,196
DIH -STATE IN-HOUSE PRODUCT SUPPORT	400,000	0	0	0	0	0	0	400,000
DS -STATE PRIMARY HIGHWAYS & PTO	815,392	0	0	0	0	0	0	815,392
<b>RAILROAD &amp; UTILITIES / MANAGED BY FDOT</b>								
LF -LOCAL FUNDS	0	2,300,000	0	0	0	0	0	2,300,000
<b>CONSTRUCTION / MANAGED BY FDOT</b>								
DDR -DISTRICT DEDICATED REVENUE	0	27,235,000	0	0	0	0	0	27,235,000
DI -ST. - S/W INTER/INTRASTATE HWY	0	3,298,680	0	0	0	0	0	3,298,680
DIH -STATE IN-HOUSE PRODUCT SUPPORT	0	428,288	0	0	0	0	0	428,288
DS -STATE PRIMARY HIGHWAYS & PTO	108	0	0	0	0	0	0	108
<b>ENVIRONMENTAL / MANAGED BY FDOT</b>								
DDR -DISTRICT DEDICATED REVENUE	0	20,516	0	0	0	0	0	20,516
<b>Item 416732 4 Totals:</b>	<b>8,243,043</b>	<b>33,282,484</b>	<b>0</b>	<b>0</b>	<b>0</b>	<b>0</b>	<b>0</b>	<b>41,525,527</b>
<b>Project Total:</b>	<b>17,475,617</b>	<b>58,843,842</b>	<b>0</b>	<b>0</b>	<b>0</b>	<b>0</b>	<b>0</b>	<b>76,319,459</b>

Effective Date: 04/09/2018 Florida Department of Transportation Run: 04/10/2018 11.00.39

## 5 Year TIP

View 5 Year TIP Phase Grouping Crosswalk  
07 = DISTRICT 7 - TAMPA

Fund	<2019	2019	2020	2021	2022	2023	>2023	All Years
LRTP Objectives: 1.1, 1.2, 1.4, 1.6, 1.8, 2.3, 3.7, 3.10, 4.1 (pages 6-6 through 6-11); Map 5-2 (page 5-10); Table 5-5 (page 5-11)								
Item Number: 416733 2 Project Description: <b>SR 50/CORTEZ BLVD FROM COBB RD TO W OF BUCK HOPE RD *SIS*</b>								
District: 07 County: HERNANDO Type of Work: ADD LANES & RECONSTRUCT Project Length: 1.283								
Extra Description: 4 TO 6 LANES								
<b>PRELIMINARY ENGINEERING / MANAGED BY FDOT</b>								
DDR -DISTRICT DEDICATED REVENUE	23,654	0	0	0	0	0	0	23,654
DI -ST. - S/W INTER/INTRASTATE HWY	0	600,000	0	0	0	0	0	600,000
DIH -STATE IN-HOUSE PRODUCT SUPPORT	64,252	0	0	0	0	0	0	64,252
DS -STATE PRIMARY HIGHWAYS & PTO	67,679	0	0	0	0	0	0	67,679
GMR -GROWTH MANAGEMENT FOR SIS	2,417,000	0	0	0	0	0	0	2,417,000
<b>RIGHT OF WAY / MANAGED BY FDOT</b>								
DI -ST. - S/W INTER/INTRASTATE HWY	1,367,700	0	0	0	0	0	0	1,367,700
DIH -STATE IN-HOUSE PRODUCT SUPPORT	80,000	0	0	0	0	0	0	80,000
<b>CONSTRUCTION / MANAGED BY FDOT</b>								
DI -ST. - S/W INTER/INTRASTATE HWY	0	0	0	0	0	13,303,654	0	13,303,654
DIH -STATE IN-HOUSE PRODUCT SUPPORT	0	0	0	0	0	184,774	0	184,774
<b>ENVIRONMENTAL / MANAGED BY FDOT</b>								
DDR -DISTRICT DEDICATED REVENUE	0	75,000	0	0	144,974	0	0	219,974
<b>Item 416733 2 Totals:</b>	<b>4,020,285</b>	<b>675,000</b>	<b>0</b>	<b>0</b>	<b>144,974</b>	<b>13,488,428</b>	<b>0</b>	<b>18,328,687</b>
<b>Project Total:</b>	<b>4,020,285</b>	<b>675,000</b>	<b>0</b>	<b>0</b>	<b>144,974</b>	<b>13,488,428</b>	<b>0</b>	<b>18,328,687</b>

Effective Date: 04/09/2018 Florida Department of Transportation Run: 04/10/2018 11.00.39

## 5 Year TIP

View 5 Year TIP Phase Grouping Crosswalk  
07 = DISTRICT 7 - TAMPA

Fund	<2019	2019	2020	2021	2022	2023	>2023	All Years
LRTP Objectives: 1.1, 1.2, 1.4, 1.6, 1.8, 2.3, 3.7, 3.10, 4.1 (pages 6-6 through 6-11); Map 5-2 (page 5-10); Table 5-5 (page 5-11)								
Item Number: 416735 1 Project Description: <b>SR 50/CORTEZ BLVD FROM W OF BUCK HOPE RD TO W OF JEFFERSON STREET *SIS*</b>								
District: 07 County: HERNANDO Type of Work: ADD LANES & REHABILITATE PVMNT Project Length: 2.517								
Extra Description: 4 TO 6 LANES								
<b>PRELIMINARY ENGINEERING / MANAGED BY FDOT</b>								
ACNP -ADVANCE CONSTRUCTION NHPP	0	3,400,000	0	0	0	0	0	3,400,000
ACSA -ADVANCE CONSTRUCTION (SA)	1,030,739	0	0	0	0	0	0	1,030,739
ACSL -ADVANCE CONSTRUCTION (SL)	188,981	0	0	0	0	0	0	188,981
DDR -DISTRICT DEDICATED REVENUE	53,226	0	0	0	0	0	0	53,226
DIH -STATE IN-HOUSE PRODUCT SUPPORT	60,418	0	0	0	0	0	0	60,418
DS -STATE PRIMARY HIGHWAYS & PTO	74,584	0	0	0	0	0	0	74,584
SL -STP, AREAS <= 200K	1,780,148	0	0	0	0	0	0	1,780,148
<b>RIGHT OF WAY / MANAGED BY FDOT</b>								
DDR -DISTRICT DEDICATED REVENUE	0	0	2,932,000	0	0	0	0	2,932,000
DIH -STATE IN-HOUSE PRODUCT SUPPORT	0	0	140,000	0	0	0	0	140,000
SL -STP, AREAS <= 200K	0	0	0	3,259,200	0	0	0	3,259,200
<b>CONSTRUCTION / MANAGED BY FDOT</b>								
ACNP -ADVANCE CONSTRUCTION NHPP	0	0	0	0	0	34,053,371	0	34,053,371
<b>ENVIRONMENTAL / MANAGED BY FDOT</b>								
DDR -DISTRICT DEDICATED REVENUE	16,944	75,000	0	0	111,446	0	0	203,390
<b>Item 416735 1 Totals:</b>	<b>3,205,040</b>	<b>3,475,000</b>	<b>3,072,000</b>	<b>3,259,200</b>	<b>111,446</b>	<b>34,053,371</b>	<b>0</b>	<b>47,176,057</b>
<b>Project Total:</b>	<b>3,205,040</b>	<b>3,475,000</b>	<b>3,072,000</b>	<b>3,259,200</b>	<b>111,446</b>	<b>34,053,371</b>	<b>0</b>	<b>47,176,057</b>



Effective Date: 04/09/2018 Florida Department of Transportation Run: 04/10/2018 11.00.39

## 5 Year TIP

View 5 Year TIP Phase Grouping Crosswalk  
07 = DISTRICT 7 - TAMPA

Fund	<2019	2019	2020	2021	2022	2023	>2023	All Years
LRTP Objectives: 1.1, 1.2, 1.4, 1.6, 1.8, 1.9, 2.3, 3.7, 3.9, 3.10, 4.1 (pages 6-6 through 6-11); Table 4-1 (page 4-2); Appendix H								
Item Number: 430051 2 Project Description: <b>SR 50 FROM LOCKHART RD TO E OF REMINGTON RD *SIS*</b>								
District: 07 County: HERNANDO Type of Work: ADD LANES & REHABILITATE PVMNT Project Length: .355								
Extra Description: 4 TO 6 LANES								
<b>PRELIMINARY ENGINEERING / MANAGED BY FDOT</b>								
ACNP -ADVANCE CONSTRUCTION NHPP	18,720	0	0	0	0	0	0	18,720
DDR -DISTRICT DEDICATED REVENUE	92,256	0	0	0	0	0	0	92,256
DIH -STATE IN-HOUSE PRODUCT SUPPORT	49,764	0	0	0	0	0	0	49,764
DS -STATE PRIMARY HIGHWAYS & PTO	46,908	0	0	0	0	0	0	46,908
NHPP -IM, BRDG REPL, NATNL HWY-MAP21	817,845	0	0	0	0	0	0	817,845
<b>RAILROAD &amp; UTILITIES / MANAGED BY FDOT</b>								
LF -LOCAL FUNDS	0	0	350,000	0	0	0	0	350,000
<b>CONSTRUCTION / MANAGED BY FDOT</b>								
CM -CONGESTION MITIGATION - AQ	0	0	75,580	0	0	0	0	75,580
DDR -DISTRICT DEDICATED REVENUE	0	0	2,525,650	0	0	0	0	2,525,650
DS -STATE PRIMARY HIGHWAYS & PTO	6,091	0	0	0	0	0	0	6,091
SA -STP, ANY AREA	0	0	390,987	0	0	0	0	390,987
SL -STP, AREAS <= 200K	0	0	2,058,177	0	0	0	0	2,058,177
<b>Item 430051 2 Totals:</b>	<b>1,031,584</b>	<b>0</b>	<b>5,400,394</b>	<b>0</b>	<b>0</b>	<b>0</b>	<b>0</b>	<b>6,431,978</b>
<b>Project Total:</b>	<b>1,031,584</b>	<b>0</b>	<b>5,400,394</b>	<b>0</b>	<b>0</b>	<b>0</b>	<b>0</b>	<b>6,431,978</b>

Effective Date: 04/09/2018 Florida Department of Transportation Run: 04/10/2018 11.00.39

### 5 Year TIP

#### View 5 Year TIP Phase Grouping Crosswalk 07 = DISTRICT 7 - TAMPA

Fund	<2019	2019	2020	2021	2022	2023	>2023	All Years
LRTP Objectives: 2.3, 3.4, 3.5 (pages 6-8 through 6-9); Appendix D-2								
Item Number: 433714 1 Project Description: <b>LINDEN DR FROM CORONADO DR TO SPRING HILL DR *NON-SIS*</b>								
District: 07 County: HERNANDO Type of Work: SIDEWALK Project Length: .953								
Extra Description: DESIGN AND CONSTRUCT 5' SIDEWALK								
<u>PRELIMINARY ENGINEERING / MANAGED BY HERNANDO COUNTY BOARD OF COUNTY</u>								
TALT -TRANSPORTATION ALTS- ANY AREA	1,000	45,000	0	0	0	0	0	46,000
<u>CONSTRUCTION / MANAGED BY HERNANDO COUNTY BOARD OF COUNTY</u>								
TALL -TRANSPORTATION ALTS- <200K	0	0	0	339,011	0	0	0	339,011
TALT -TRANSPORTATION ALTS- ANY AREA	0	0	0	62,893	0	0	0	62,893
<b>Item 433714 1 Totals:</b>	<b>1,000</b>	<b>45,000</b>	<b>0</b>	<b>401,904</b>	<b>0</b>	<b>0</b>	<b>0</b>	<b>447,904</b>
<b>Project Total:</b>	<b>1,000</b>	<b>45,000</b>	<b>0</b>	<b>401,904</b>	<b>0</b>	<b>0</b>	<b>0</b>	<b>447,904</b>

Fund	<2019	2019	2020	2021	2022	2023	>2023	All Years
LRTP Objectives: 1.2, 1.5, 1.7 (pages 6-6 to 6-7)								
Item Number: 433863 1 Project Description: <b>US 98 (SR 700) FM N OF OAKDALE AVE TO S OF MANECKE RD *NON-SIS*</b>								
District: 07 County: HERNANDO Type of Work: RAILROAD CROSSING Project Length: .145								
Extra Description: REPLACE RR CROSSING SURFACE @ NGCN: 624893H (SR LINE)								
<u>PRELIMINARY ENGINEERING / MANAGED BY FDOT</u>								
DDR -DISTRICT DEDICATED REVENUE	199,845	0	0	0	0	0	0	199,845
DIH -STATE IN-HOUSE PRODUCT SUPPORT	6,138	0	0	0	0	0	0	6,138
DS -STATE PRIMARY HIGHWAYS & PTO	5,294	0	0	0	0	0	0	5,294
<u>RAILROAD &amp; UTILITIES / MANAGED BY FDOT</u>								
DDR -DISTRICT DEDICATED REVENUE	220,000	0	0	0	0	0	0	220,000

Effective Date: 04/09/2018 Florida Department of Transportation Run: 04/10/2018 11.00.39

**5 Year TIP**

**View 5 Year TIP Phase Grouping Crosswalk  
07 = DISTRICT 7 - TAMPA**

Fund	<2019	2019	2020	2021	2022	2023	>2023	All Years
LRTP Objectives: 1.2, 1.5, 1.7 (pages 6-6 to 6-7)								
Item Number: 433863 1 Project Description: <b>US 98 (SR 700) FM N OF OAKDALE AVE TO S OF MANECKE RD *NON-SIS* (Continued)</b>								
District: 07 County: HERNANDO Type of Work: RAILROAD CROSSING Project Length: .145								
Extra Description: REPLACE RR CROSSING SURFACE @ NGCN: 624893H (SR LINE)								
<b>CONSTRUCTION / MANAGED BY FDOT</b>								
DDR -DISTRICT DEDICATED REVENUE	0	176,821	0	0	0	0	0	176,821
DIH -STATE IN-HOUSE PRODUCT SUPPORT	0	3,084	0	0	0	0	0	3,084
<b>Item 433863 1 Totals:</b>	<b>431,277</b>	<b>179,905</b>	<b>0</b>	<b>0</b>	<b>0</b>	<b>0</b>	<b>0</b>	<b>611,182</b>
<b>Project Total:</b>	<b>431,277</b>	<b>179,905</b>	<b>0</b>	<b>0</b>	<b>0</b>	<b>0</b>	<b>0</b>	<b>611,182</b>

Fund	<2019	2019	2020	2021	2022	2023	>2023	All Years
LRTP Objectives: 1.2, 1.5, 1.7 (pages 6-6 to 6-7)								
Item Number: 433864 1 Project Description: <b>US 41 (JEFFERSON ST) FM E OF GARY ST TO E OF N MILDRED AVE *NON-SIS*</b>								
District: 07 County: HERNANDO Type of Work: RAILROAD CROSSING Project Length: .108								
Extra Description: REPLACE RR SURFACE @ NGCN: 624896D								
<b>PRELIMINARY ENGINEERING / MANAGED BY FDOT</b>								
DDR -DISTRICT DEDICATED REVENUE	63,992	0	0	0	0	0	0	63,992
DIH -STATE IN-HOUSE PRODUCT SUPPORT	23,263	0	0	0	0	0	0	23,263
DS -STATE PRIMARY HIGHWAYS & PTO	18,906	0	0	0	0	0	0	18,906
<b>RAILROAD &amp; UTILITIES / MANAGED BY FDOT</b>								
DDR -DISTRICT DEDICATED REVENUE	220,000	0	0	0	0	0	0	220,000
<b>CONSTRUCTION / MANAGED BY FDOT</b>								
DDR -DISTRICT DEDICATED REVENUE	0	161,586	0	0	0	0	0	161,586
DIH -STATE IN-HOUSE PRODUCT SUPPORT	0	6,689	0	0	0	0	0	6,689
<b>Item 433864 1 Totals:</b>	<b>326,161</b>	<b>168,275</b>	<b>0</b>	<b>0</b>	<b>0</b>	<b>0</b>	<b>0</b>	<b>494,436</b>
<b>Project Total:</b>	<b>326,161</b>	<b>168,275</b>	<b>0</b>	<b>0</b>	<b>0</b>	<b>0</b>	<b>0</b>	<b>494,436</b>

Effective Date: 04/09/2018 Florida Department of Transportation Run: 04/10/2018 11.00.39

**5 Year TIP**

**View 5 Year TIP Phase Grouping Crosswalk  
07 = DISTRICT 7 - TAMPA**

Fund	<2019	2019	2020	2021	2022	2023	>2023	All Years
------	-------	------	------	------	------	------	-------	-----------

LRTP Objectives: 2.2, 2.3, 3.4, 3.5, 3.9 (pages 6-8 through 6-10)								
Item Number: 436480 1 Project Description: <b>US 98/SR 700/PONCE DE LEON BLVD FROM BROAD ST TO WARD AVE *NON-SIS*</b>								
District: 07 County: HERNANDO Type of Work: RESURFACING Project Length: .542								
Extra Description: 2 LANES								
<b>PRELIMINARY ENGINEERING / MANAGED BY FDOT</b>								
DIH -STATE IN-HOUSE PRODUCT SUPPORT	152,554	0	0	0	0	0	0	152,554
DS -STATE PRIMARY HIGHWAYS & PTO	170,011	0	0	0	0	0	0	170,011
<b>CONSTRUCTION / MANAGED BY FDOT</b>								
DDR -DISTRICT DEDICATED REVENUE	0	1,016,500	0	0	0	0	0	1,016,500
DIH -STATE IN-HOUSE PRODUCT SUPPORT	0	14,250	0	0	0	0	0	14,250
<b>Item 436480 1 Totals:</b>	<b>322,565</b>	<b>1,030,750</b>	<b>0</b>	<b>0</b>	<b>0</b>	<b>0</b>	<b>0</b>	<b>1,353,315</b>
<b>Project Total:</b>	<b>322,565</b>	<b>1,030,750</b>	<b>0</b>	<b>0</b>	<b>0</b>	<b>0</b>	<b>0</b>	<b>1,353,315</b>

Fund	<2019	2019	2020	2021	2022	2023	>2023	All Years
LRTP Objectives: 2.3, 3.4, 3.5 (pages 6-8 through 6-9); Appendix D-2								
Item Number: 436708 1 Project Description: <b>DELTONA BLVD FROM SPRING HILL DR TO BEGONIA ST *NON-SIS*</b>								
District: 07 County: HERNANDO Type of Work: SIDEWALK Project Length: .634								
Extra Description: DESIGN AND CONSTRUCT 5' SIDEWALKS								
<b>PRELIMINARY ENGINEERING / MANAGED BY FDOT</b>								
SR2T -SAFE ROUTES - TRANSFER	943	0	0	0	0	0	0	943
<b>PRELIMINARY ENGINEERING / MANAGED BY HERNANDO COUNTY BOARD OF COUNTY</b>								
SR2T -SAFE ROUTES - TRANSFER	71,322	0	0	0	0	0	0	71,322
<b>CONSTRUCTION / MANAGED BY HERNANDO COUNTY BOARD OF COUNTY</b>								
TALL -TRANSPORTATION ALTS- <200K	0	0	0	10,935	0	0	0	10,935
TALT -TRANSPORTATION ALTS- ANY AREA	0	0	0	385,001	0	0	0	385,001
<b>Item 436708 1 Totals:</b>	<b>72,265</b>	<b>0</b>	<b>0</b>	<b>395,936</b>	<b>0</b>	<b>0</b>	<b>0</b>	<b>468,201</b>
<b>Project Total:</b>	<b>72,265</b>	<b>0</b>	<b>0</b>	<b>395,936</b>	<b>0</b>	<b>0</b>	<b>0</b>	<b>468,201</b>

Effective Date: 04/09/2018 Florida Department of Transportation Run: 04/10/2018 11.00.39

**5 Year TIP**

**View 5 Year TIP Phase Grouping Crosswalk  
07 = DISTRICT 7 - TAMPA**

Fund	<2019	2019	2020	2021	2022	2023	>2023	All Years
LRTP Objectives: 2.3, 3.4, 3.5 (pages 6-8 through 6-9); Appendix D-2								
Item Number: 436709 1 Project Description: <b>WESTSIDE ELEMENTARY *NON-SIS*</b>								
District: 07 County: HERNANDO Type of Work: SIDEWALK Project Length: .000								
Extra Description: DESIGN AND CONSTRUCT 5'SIDEWALKS								
<u>PRELIMINARY ENGINEERING / MANAGED BY HERNANDO COUNTY BOARD OF COUNTY</u>								
SR2T -SAFE ROUTES - TRANSFER	65,479	0	0	0	0	0	0	65,479
<u>CONSTRUCTION / MANAGED BY HERNANDO COUNTY BOARD OF COUNTY</u>								
TALL -TRANSPORTATION ALTS- <200K	0	0	23,635	0	0	0	0	23,635
TALT -TRANSPORTATION ALTS- ANY AREA	0	0	253,382	0	0	0	0	253,382
<b>Item 436709 1 Totals:</b>	<b>65,479</b>	<b>0</b>	<b>277,017</b>	<b>0</b>	<b>0</b>	<b>0</b>	<b>0</b>	<b>342,496</b>
<b>Project Total:</b>	<b>65,479</b>	<b>0</b>	<b>277,017</b>	<b>0</b>	<b>0</b>	<b>0</b>	<b>0</b>	<b>342,496</b>

Fund	<2019	2019	2020	2021	2022	2023	>2023	All Years
LRTP Objectives: 2.3, 3.4, 3.5 (pages 6-8 through 6-9); Appendix D-2								
Item Number: 436710 1 Project Description: <b>JD FLOYD ELEMENTARY SCHOOL *NON-SIS*</b>								
District: 07 County: HERNANDO Type of Work: SIDEWALK Project Length: .000								
Extra Description: DESIGN AND CONSTRUCT 5' SIDEWALKS								
<u>PRELIMINARY ENGINEERING / MANAGED BY HERNANDO COUNTY BOARD OF COUNTY</u>								
SR2T -SAFE ROUTES - TRANSFER	69,702	0	0	0	0	0	0	69,702
<u>CONSTRUCTION / MANAGED BY HERNANDO COUNTY BOARD OF COUNTY</u>								
TALL -TRANSPORTATION ALTS- <200K	0	0	0	0	0	1,000	0	1,000
TALT -TRANSPORTATION ALTS- ANY AREA	0	0	0	0	0	474,208	0	474,208
<b>Item 436710 1 Totals:</b>	<b>69,702</b>	<b>0</b>	<b>0</b>	<b>0</b>	<b>0</b>	<b>475,208</b>	<b>0</b>	<b>544,910</b>
<b>Project Total:</b>	<b>69,702</b>	<b>0</b>	<b>0</b>	<b>0</b>	<b>0</b>	<b>475,208</b>	<b>0</b>	<b>544,910</b>

Effective Date: 04/09/2018 Florida Department of Transportation Run: 04/10/2018 11.00.39

## 5 Year TIP

View 5 Year TIP Phase Grouping Crosswalk  
07 = DISTRICT 7 - TAMPA

Fund	<2019	2019	2020	2021	2022	2023	>2023	All Years
LRTP Objectives: 2.3, 3.4, 3.5 (pages 6-8 through 6-9); Appendix D-2								
Item Number: 436712 1 Project Description: <b>HOWELL AVE FROM CROOM RD TO US 41 (BROAD ST) *NON-SIS*</b>								
District: 07 County: HERNANDO Type of Work: SIDEWALK Project Length: .819								
Extra Description: BROOKSVILLE ELEMENTARY 5' SIDEWALKS SAFE ROUTES TO SCHOOL								
PRELIMINARY ENGINEERING / MANAGED BY HERNANDO COUNTY BOARD OF COUNTY								
SR2S -SAFE ROUTES - INFRASTRUCTURE	34,746	0	0	0	0	0	0	34,746
SR2T -SAFE ROUTES - TRANSFER	20,053	0	0	0	0	0	0	20,053
CONSTRUCTION / MANAGED BY HERNANDO COUNTY BOARD OF COUNTY								
TALL -TRANSPORTATION ALTS- <200K	0	0	279,750	0	0	0	0	279,750
<b>Item 436712 1 Totals:</b>	<b>54,799</b>	<b>0</b>	<b>279,750</b>	<b>0</b>	<b>0</b>	<b>0</b>	<b>0</b>	<b>334,549</b>
<b>Project Total:</b>	<b>54,799</b>	<b>0</b>	<b>279,750</b>	<b>0</b>	<b>0</b>	<b>0</b>	<b>0</b>	<b>334,549</b>

Fund	<2019	2019	2020	2021	2022	2023	>2023	All Years
LRTP Objectives: 1.2, 1.7, 2.3, 3.2, 3.4, 3.5 (pages 6-8 through 6-9); Map 4-9 (page 4-20); Appendix D-1								
Item Number: 437264 2 Project Description: <b>GOOD NEIGHBOR TRAIL GAP FR W OF SR 50/CORTEZ BLVD TO GOOD NEIGHBOR TR *SIS*</b>								
District: 07 County: HERNANDO Type of Work: BIKE PATH/TRAIL Project Length: 2.179								
Extra Description: CONNECT 12' TRAIL FR SUNCOAST TRL TO GOOD NEIGHBOR TRL-C2C								
P D & E / MANAGED BY FDOT								
TALT -TRANSPORTATION ALTS- ANY AREA	150,000	0	0	0	0	0	0	150,000
TLWR -2015 SB2514A-TRAIL NETWORK	358,669	0	0	0	0	0	0	358,669
PRELIMINARY ENGINEERING / MANAGED BY FDOT								
DIH -STATE IN-HOUSE PRODUCT SUPPORT	11,000	0	0	0	0	0	0	11,000
DS -STATE PRIMARY HIGHWAYS & PTO	43,840	0	0	0	0	0	0	43,840
TLWR -2015 SB2514A-TRAIL NETWORK	2,029,842	0	0	0	0	0	0	2,029,842
RIGHT OF WAY / MANAGED BY FDOT								
DIH -STATE IN-HOUSE PRODUCT SUPPORT	0	0	1,000	0	0	0	0	1,000
TLWR -2015 SB2514A-TRAIL NETWORK	0	2,877,970	3,122,030	0	0	0	0	6,000,000

Effective Date: 04/09/2018 Florida Department of Transportation Run: 04/10/2018 11.00.39

**5 Year TIP**

**View 5 Year TIP Phase Grouping Crosswalk  
07 = DISTRICT 7 - TAMPA**

Fund	<2019	2019	2020	2021	2022	2023	>2023	All Years
LRTP Objectives: 1.2, 1.7, 2.3, 3.2, 3.4, 3.5 (pages 6-8 through 6-9); Map 4-9 (page 4-20); Appendix D-1								
Item Number: 437264 2 Project Description: <b>GOOD NEIGHBOR TRAIL GAP</b> FR W OF SR 50/CORTEZ BLVD TO GOOD NEIGHBOR TR *SIS* <i>(Continued)</i>								
District: 07 County: HERNANDO Type of Work: BIKE PATH/TRAIL Project Length: 2.179								
Extra Description: CONNECT 12' TRAIL FR SUNCOAST TRL TO GOOD NEIGHBOR TRL-C2C								
<u>RAILROAD &amp; UTILITIES / MANAGED BY FDOT</u>								
DDR -DISTRICT DEDICATED REVENUE	75,000	0	0	0	0	0	0	75,000
<u>CONSTRUCTION / MANAGED BY FDOT</u>								
DIH -STATE IN-HOUSE PRODUCT SUPPORT	0	0	0	0	798,339	0	0	798,339
TALT -TRANSPORTATION ALTS- ANY AREA	0	0	0	0	1,623,827	0	0	1,623,827
TLWR -2015 SB2514A-TRAIL NETWORK	0	0	0	0	14,762,064	0	0	14,762,064
<b>Item 437264 2 Totals:</b>	<b>2,668,351</b>	<b>2,877,970</b>	<b>3,123,030</b>	<b>0</b>	<b>17,184,230</b>	<b>0</b>	<b>0</b>	<b>25,853,581</b>
<b>Project Total:</b>	<b>2,668,351</b>	<b>2,877,970</b>	<b>3,123,030</b>	<b>0</b>	<b>17,184,230</b>	<b>0</b>	<b>0</b>	<b>25,853,581</b>

Fund	<2019	2019	2020	2021	2022	2023	>2023	All Years
LRTP Objectives: 2.3, 3.4, 3.5 (pages 6-8 through 6-9); Appendix D-2								
Item Number: 437484 1 Project Description: <b>W LANDOVER BLVD FROM NORTHCLIFFE BLVD TO ELGIN BLVD</b> *NON-SIS*								
District: 07 County: HERNANDO Type of Work: SIDEWALK Project Length: 1.233								
Extra Description: DESIGN AND CONSTRUCT 5' SIDEWALK								
<u>PRELIMINARY ENGINEERING / MANAGED BY HERNANDO COUNTY BOARD OF COUNTY</u>								
TALT -TRANSPORTATION ALTS- ANY AREA	0	0	0	95,367	0	0	0	95,367
<b>Item 437484 1 Totals:</b>	<b>0</b>	<b>0</b>	<b>0</b>	<b>95,367</b>	<b>0</b>	<b>0</b>	<b>0</b>	<b>95,367</b>
<b>Project Total:</b>	<b>0</b>	<b>0</b>	<b>0</b>	<b>95,367</b>	<b>0</b>	<b>0</b>	<b>0</b>	<b>95,367</b>

Effective Date: 04/09/2018 Florida Department of Transportation Run: 04/10/2018 11.00.39

### 5 Year TIP

View 5 Year TIP Phase Grouping Crosswalk  
07 = DISTRICT 7 - TAMPA

Fund	<2019	2019	2020	2021	2022	2023	>2023	All Years
LRTP Objectives: 2.3, 3.4, 3.5 (pages 6-8 through 6-9); Appendix D-2								
Item Number: 438651 1 Project Description: <b>S LINDEN DR SIDEWALK FROM COUNTY LINE RD TO SPRING HILL DR *NON-SIS*</b>								
District: 07 County: HERNANDO Type of Work: SIDEWALK Project Length: 2.610								
Extra Description: CONSTRUCT SIDEWALK ON WEST SIDE OF S LINDEN								
PRELIMINARY ENGINEERING / MANAGED BY HERNANDO COUNTY BOARD OF COUNTY								
TALT -TRANSPORTATION ALTS- ANY AREA	0	0	0	0	93,610	0	0	93,610
<b>Item 438651 1 Totals:</b>	<b>0</b>	<b>0</b>	<b>0</b>	<b>0</b>	<b>93,610</b>	<b>0</b>	<b>0</b>	<b>93,610</b>
<b>Project Total:</b>	<b>0</b>	<b>0</b>	<b>0</b>	<b>0</b>	<b>93,610</b>	<b>0</b>	<b>0</b>	<b>93,610</b>

Fund	<2019	2019	2020	2021	2022	2023	>2023	All Years
LRTP Objectives: 2.2, 2.3, 3.4, 3.5, 3.9, 5.5 (pages 6-8 through 6-13)								
Item Number: 439448 1 Project Description: <b>US 98/SR 700/PONCE DE LEON FR S OF CITRUS WAY/CR491 TO N OF CITRUS WAY *NON-SIS*</b>								
District: 07 County: HERNANDO Type of Work: ROUNDABOUT Project Length: .669								
Extra Description: DESIGN AND CONSTRUCT ROUNDABOUT								
PRELIMINARY ENGINEERING / MANAGED BY FDOT								
HSID -INTERSECTION CRASHES	0	0	597,388	0	0	0	0	597,388
HSP -SAFETY (HIWAY SAFETY PROGRAM)	100,000	0	0	0	0	0	0	100,000
CONSTRUCTION / MANAGED BY FDOT								
DIH -STATE IN-HOUSE PRODUCT SUPPORT	0	0	0	0	23,970	0	0	23,970
HSP -SAFETY (HIWAY SAFETY PROGRAM)	0	0	0	0	1,910,451	0	0	1,910,451
<b>Item 439448 1 Totals:</b>	<b>100,000</b>	<b>0</b>	<b>597,388</b>	<b>0</b>	<b>1,934,421</b>	<b>0</b>	<b>0</b>	<b>2,631,809</b>
<b>Project Total:</b>	<b>100,000</b>	<b>0</b>	<b>597,388</b>	<b>0</b>	<b>1,934,421</b>	<b>0</b>	<b>0</b>	<b>2,631,809</b>



Effective Date: 04/09/2018 Florida Department of Transportation Run: 04/10/2018 11.00.39

**5 Year TIP**

**View 5 Year TIP Phase Grouping Crosswalk  
07 = DISTRICT 7 - TAMPA**

Fund	<2019	2019	2020	2021	2022	2023	>2023	All Years
LRTP Objectives: 2.3, 3.4, 3.5 (pages 6-8 through 6-9); Appendix D-2								
Item Number: 439508 1 Project Description: <b>ELGIN BLVD FROM DELTONA BLVD TO MARINER BLVD *NON-SIS*</b>								
District: 07 County: HERNANDO Type of Work: SIDEWALK Project Length: 2.540								
Extra Description: DESIGN AND CONSTRUCT 5' SIDEWALK ALONG SOUTH SIDE OF ELGIN								
PRELIMINARY ENGINEERING / MANAGED BY HERNANDO COUNTY BOARD OF COUNTY								
TALT -TRANSPORTATION ALTS- ANY AREA	0	0	102,070	0	0	0	0	102,070
CONSTRUCTION / MANAGED BY HERNANDO COUNTY BOARD OF COUNTY								
TALL -TRANSPORTATION ALTS- <200K	0	0	0	0	132,682	0	0	132,682
TALT -TRANSPORTATION ALTS- ANY AREA	0	0	0	0	741,771	0	0	741,771
<b>Item 439508 1 Totals:</b>	<b>0</b>	<b>0</b>	<b>102,070</b>	<b>0</b>	<b>874,453</b>	<b>0</b>	<b>0</b>	<b>976,523</b>
<b>Project Total:</b>	<b>0</b>	<b>0</b>	<b>102,070</b>	<b>0</b>	<b>874,453</b>	<b>0</b>	<b>0</b>	<b>976,523</b>

Fund	<2019	2019	2020	2021	2022	2023	>2023	All Years
LRTP Objectives: 2.3, 3.4, 3.5 (pages 6-8 through 6-9); Appendix D-2								
Item Number: 439509 1 Project Description: <b>DELTONA BLVD FROM ELGIN BLVD TO SR 50 (CORTEZ BLVD) *NON-SIS*</b>								
District: 07 County: HERNANDO Type of Work: SIDEWALK Project Length: .524								
Extra Description: DESIGN AND CONSTRUCT 5' SIDEWALK ON WEST SIDE OF DELTONA								
PRELIMINARY ENGINEERING / MANAGED BY HERNANDO COUNTY BOARD OF COUNTY								
TALT -TRANSPORTATION ALTS- ANY AREA	0	58,680	0	0	0	0	0	58,680
CONSTRUCTION / MANAGED BY HERNANDO COUNTY BOARD OF COUNTY								
TALT -TRANSPORTATION ALTS- ANY AREA	0	0	0	165,683	0	0	0	165,683
<b>Item 439509 1 Totals:</b>	<b>0</b>	<b>58,680</b>	<b>0</b>	<b>165,683</b>	<b>0</b>	<b>0</b>	<b>0</b>	<b>224,363</b>
<b>Project Total:</b>	<b>0</b>	<b>58,680</b>	<b>0</b>	<b>165,683</b>	<b>0</b>	<b>0</b>	<b>0</b>	<b>224,363</b>

Effective Date: 04/09/2018 Florida Department of Transportation Run: 04/10/2018 11.00.39

### 5 Year TIP

View 5 Year TIP Phase Grouping Crosswalk  
07 = DISTRICT 7 - TAMPA

Fund	<2019	2019	2020	2021	2022	2023	>2023	All Years
LRTP Objectives: 2.3, 3.4, 3.5 (pages 6-8 through 6-9); Appendix D-2								
Item Number: 441103 1 Project Description: <b>FREEPORT DR FROM DELTONA BLVD TO NORTHCLIFFE BLVD *NON-SIS*</b>								
District: 07 County: HERNANDO Type of Work: SIDEWALK Project Length: 1.550								
Extra Description: SRTS 5' SIDEWALK, FOX CHAPEL MIDDLE SCHOOL								
PRELIMINARY ENGINEERING / MANAGED BY HERNANDO COUNTY BOARD OF COUNTY								
SR2T -SAFE ROUTES - TRANSFER	0	0	0	0	270,555	0	0	270,555
<b>Item 441103 1 Totals:</b>	<b>0</b>	<b>0</b>	<b>0</b>	<b>0</b>	<b>270,555</b>	<b>0</b>	<b>0</b>	<b>270,555</b>
<b>Project Total:</b>	<b>0</b>	<b>0</b>	<b>0</b>	<b>0</b>	<b>270,555</b>	<b>0</b>	<b>0</b>	<b>270,555</b>

Fund	<2019	2019	2020	2021	2022	2023	>2023	All Years
LRTP Objectives: 2.3, 3.4, 3.5 (pages 6-8 through 6-9); Appendix D-2								
Item Number: 441107 1 Project Description: <b>RALEY RD FROM US 98/SR 50/CORTEZ BLVD TO ROPER ROAD *NON-SIS*</b>								
District: 07 County: HERNANDO Type of Work: SIDEWALK Project Length: .782								
Extra Description: CONSTRUCT 5' SIDEWALK, EAST SIDE ELEMENTARY								
PRELIMINARY ENGINEERING / MANAGED BY HERNANDO COUNTY BOARD OF COUNTY								
SR2T -SAFE ROUTES - TRANSFER	0	0	0	0	239,996	0	0	239,996
<b>Item 441107 1 Totals:</b>	<b>0</b>	<b>0</b>	<b>0</b>	<b>0</b>	<b>239,996</b>	<b>0</b>	<b>0</b>	<b>239,996</b>
<b>Project Total:</b>	<b>0</b>	<b>0</b>	<b>0</b>	<b>0</b>	<b>239,996</b>	<b>0</b>	<b>0</b>	<b>239,996</b>

Fund	<2019	2019	2020	2021	2022	2023	>2023	All Years
LRTP Objectives: 2.2, 2.3, 3.4, 3.5, 3.9, 5.5 (pages 6-8 through 6-13)								
Item Number: 441386 1 Project Description: <b>US 41/SR 45/BROAD ST FR S OF INGRAM ST TO S OF SR 700/PONCE DE LEON *NON-SIS*</b>								
District: 07 County: HERNANDO Type of Work: RESURFACING Project Length: 1.650								
Extra Description: 6 LANES, CONCRETE INTERSECTION @ WISCON RD								
PRELIMINARY ENGINEERING / MANAGED BY FDOT								
DIH -STATE IN-HOUSE PRODUCT SUPPORT	1,000	1,000	0	0	0	0	0	2,000
DS -STATE PRIMARY HIGHWAYS & PTO	6,445	890,241	0	0	0	0	0	896,686

Effective Date: 04/09/2018 Florida Department of Transportation Run: 04/10/2018 11.00.39

### 5 Year TIP

View 5 Year TIP Phase Grouping Crosswalk  
07 = DISTRICT 7 - TAMPA

Fund	<2019	2019	2020	2021	2022	2023	>2023	All Years
LRTP Objectives: 2.2, 2.3, 3.4, 3.5, 3.9, 5.5 (pages 6-8 through 6-13)								
Item Number: 441386 1 Project Description: <b>US 41/SR 45/BROAD ST FR S OF INGRAM ST TO S OF SR 700/PONCE DE LEON *NON-SIS* (Continued)</b>								
District: 07 County: HERNANDO Type of Work: RESURFACING Project Length: 1.650								
Extra Description: 6 LANES, CONCRETE INTERSECTION @ WISCON RD								
<b>CONSTRUCTION / MANAGED BY FDOT</b>								
ACNP -ADVANCE CONSTRUCTION NHPP	0	0	0	5,731,720	0	0	0	5,731,720
DDR -DISTRICT DEDICATED REVENUE	0	0	0	5,065,330	0	0	0	5,065,330
DIH -STATE IN-HOUSE PRODUCT SUPPORT	0	0	0	169,115	0	0	0	169,115
DS -STATE PRIMARY HIGHWAYS & PTO	0	0	0	789,204	0	0	0	789,204
<b>Item 441386 1 Totals:</b>	<b>7,445</b>	<b>891,241</b>	<b>0</b>	<b>11,755,369</b>	<b>0</b>	<b>0</b>	<b>0</b>	<b>12,654,055</b>
<b>Project Total:</b>	<b>7,445</b>	<b>891,241</b>	<b>0</b>	<b>11,755,369</b>	<b>0</b>	<b>0</b>	<b>0</b>	<b>12,654,055</b>

Fund	<2019	2019	2020	2021	2022	2023	>2023	All Years
LRTP Objectives: 2.2, 2.3, 3.4, 3.5, 3.9, 5.5 (pages 6-8 through 6-13)								
Item Number: 443369 1 Project Description: <b>CYRIL DR BYPASS FROM KETTERING RD TO CYRIL DR *NON-SIS*</b>								
District: 07 County: HERNANDO Type of Work: NEW ROAD CONSTRUCTION Project Length: .000								
Extra Description: DESIGN AND CONSTRUCT NEW ROAD FOR FLOOD EVACUATION								
<b>PRELIMINARY ENGINEERING / RESPONSIBLE AGENCY NOT AVAILABLE</b>								
EM19 -GAA EARMARKS FY 2019	0	300,000	0	0	0	0	0	300,000
<b>CONSTRUCTION / RESPONSIBLE AGENCY NOT AVAILABLE</b>								
EM19 -GAA EARMARKS FY 2019	0	1,000,000	0	0	0	0	0	1,000,000
LF -LOCAL FUNDS	0	700,000	0	0	0	0	0	700,000
<b>Item 443369 1 Totals:</b>	<b>0</b>	<b>2,000,000</b>	<b>0</b>	<b>0</b>	<b>0</b>	<b>0</b>	<b>0</b>	<b>2,000,000</b>
<b>Project Total:</b>	<b>0</b>	<b>2,000,000</b>	<b>0</b>	<b>0</b>	<b>0</b>	<b>0</b>	<b>0</b>	<b>2,000,000</b>

Effective Date: 04/09/2018 Florida Department of Transportation Run: 04/10/2018 11.00.39

**5 Year TIP**

**View 5 Year TIP Phase Grouping Crosswalk**

**07 = DISTRICT 7 - TAMPA**

Fund	<2019	2019	2020	2021	2022	2023	>2023	All Years
LRTP Objectives: 2.2, 2.3, 3.4, 3.5, 3.9 (pages 6-8 through 6-10)								
Item Number: 443372 1 Project Description: <b>CALIENTA ST FROM SHOAL LINE BLVD TO S OF MAPLEWOOD DR *NON-SIS*</b>								
District: 07 County: HERNANDO Type of Work: PRELIMINARY ENGINEERING Project Length: .000								
Extra Description: DESIGN OF ROADWAY/DRAINAGE PLANS TO IMPRV FLOOD EVACUATION AND IMPROVE GULF WATER QUALITY								
PRELIMINARY ENGINEERING / RESPONSIBLE AGENCY NOT AVAILABLE								
EM19 -GAA EARMARKS FY 2019	0	260,000	0	0	0	0	0	260,000
LF -LOCAL FUNDS	0	140,000	0	0	0	0	0	140,000
<b>Item 443372 1 Totals:</b>	<b>0</b>	<b>400,000</b>	<b>0</b>	<b>0</b>	<b>0</b>	<b>0</b>	<b>0</b>	<b>400,000</b>
<b>Project Total:</b>	<b>0</b>	<b>400,000</b>	<b>0</b>	<b>0</b>	<b>0</b>	<b>0</b>	<b>0</b>	<b>400,000</b>

Effective Date: 04/01/2018 Florida Department of Transportation Run: 04/16/2018 10.20.34

**5 Year TIP**

View 5 Year TIP Phase Grouping Crosswalk  
08 = TURNPIKE

Fund	<2019	2019	2020	2021	2022	2023	>2023	All Years
<b>TURNPIKE</b>								
LRTP: Objectives 1.9, 5.5 (Pages 6-7 through 6-13); Appendix H								
Item Number: 405270 2 Project Description: SUNCOAST PARKWAY 2 LANDSCAPING *SIS*								
District: 07 County: CITRUS Type of Work: LANDSCAPING Project Length: 26.000								
<u>CONSTRUCTION / MANAGED BY FDOT</u>								
-TOTAL OUTSIDE YEARS	4,000	0	0	0	0	0	0	4,000
<b>Item 405270 2 Totals:</b>	<b>4,000</b>	<b>0</b>	<b>0</b>	<b>0</b>	<b>0</b>	<b>0</b>	<b>0</b>	<b>4,000</b>

Fund	<2019	2019	2020	2021	2022	2023	>2023	All Years
LRTP: Objectives 1.3, 1.4, 1.8, 1.9 (Pages 6-6 through 6-10); Appendix H								
Item Number: 405270 3 Project Description: SUNCOAST PARKWAY 2 - HERNANDO C/L TO SOUTH OF W GROVER CLEVELAND BLVD *SIS*								
District: 07 County: CITRUS Type of Work: NEW ROAD CONSTRUCTION Project Length: 7.410								
Extra Description: S/O FROM 405270-1								
<u>PRELIMINARY ENGINEERING / MANAGED BY FDOT</u>								
PKYI -TURNPIKE IMPROVEMENT	6,562,019	0	0	0	0	0	0	6,562,019
<u>RIGHT OF WAY / MANAGED BY FDOT</u>								
PKYI -TURNPIKE IMPROVEMENT	17,665,798	10,000	0	0	0	0	0	17,675,798
<u>RAILROAD &amp; UTILITIES / MANAGED BY FDOT</u>								
PKYI -TURNPIKE IMPROVEMENT	11,605,553	0	0	0	0	0	0	11,605,553
<u>CONSTRUCTION / MANAGED BY FDOT</u>								
PKBD -TURNPIKE MASTER BOND FUND	62,853,327	0	0	0	0	0	0	62,853,327
PKYI -TURNPIKE IMPROVEMENT	5,849,588	0	0	0	0	0	0	5,849,588
<u>ENVIRONMENTAL / MANAGED BY FDOT</u>								
PKYI -TURNPIKE IMPROVEMENT	90,000	0	0	0	0	0	0	90,000
<b>Item 405270 3 Totals:</b>	<b>104,626,285</b>	<b>10,000</b>	<b>0</b>	<b>0</b>	<b>0</b>	<b>0</b>	<b>0</b>	<b>104,636,285</b>

Effective Date: 04/01/2018 Florida Department of Transportation Run: 04/16/2018 10.20.34

**5 Year TIP**

**View 5 Year TIP Phase Grouping Crosswalk  
08 = TURNPIKE**

Fund	<2019	2019	2020	2021	2022	2023	>2023	All Years
LRTP: Objectives 1.3, 1.4, 1.8, 1.9 (Pages 6-6 through 6-10); Appendix H								
Item Number: 405270 4 Project Description: SUNCOAST PARKWAY 2 - SOUTH OF W GROVER CLEVELAND BLVD TO SR 44 *SIS*								
District: 07 County: CITRUS Type of Work: NEW ROAD CONSTRUCTION Project Length: 4.525								
<b>PRELIMINARY ENGINEERING / MANAGED BY FDOT</b>								
PKYI -TURNPIKE IMPROVEMENT	4,193,756	0	0	0	0	0	0	4,193,756
<b>RIGHT OF WAY / MANAGED BY FDOT</b>								
PKYI -TURNPIKE IMPROVEMENT	16,326,936	10,000	0	0	0	0	0	16,336,936
<b>RAILROAD &amp; UTILITIES / MANAGED BY FDOT</b>								
PKYI -TURNPIKE IMPROVEMENT	1,970,651	0	0	0	0	0	0	1,970,651
<b>CONSTRUCTION / MANAGED BY FDOT</b>								
DDR -DISTRICT DEDICATED REVENUE	652	0	0	0	0	0	0	652
PKBD -TURNPIKE MASTER BOND FUND	43,149,053	0	0	0	0	0	0	43,149,053
PKYI -TURNPIKE IMPROVEMENT	5,512,354	0	0	0	0	0	0	5,512,354
<b>ENVIRONMENTAL / MANAGED BY FDOT</b>								
PKYI -TURNPIKE IMPROVEMENT	45,000	0	0	0	0	0	0	45,000
<b>Item 405270 4 Totals:</b>	<b>71,198,402</b>	<b>10,000</b>	<b>0</b>	<b>0</b>	<b>0</b>	<b>0</b>	<b>0</b>	<b>71,208,402</b>

Fund	<2019	2019	2020	2021	2022	2023	>2023	All Years
LRTP: Objectives 1.3, 1.4, 1.8, 1.9 (Pages 6-6 through 6-10); Appendix H								
Item Number: 405270 5 Project Description: SUNCOAST PARKWAY 2 - SR 44 TO US19 *SIS*								
District: 07 County: CITRUS Type of Work: NEW ROAD CONSTRUCTION Project Length: 13.086								
<b>PRELIMINARY ENGINEERING / MANAGED BY FDOT</b>								
PKYI -TURNPIKE IMPROVEMENT	172,537	3,700,000	0	0	0	0	0	3,872,537
<b>RIGHT OF WAY / MANAGED BY FDOT</b>								
PKYI -TURNPIKE IMPROVEMENT	19,229	0	0	0	0	0	0	19,229
<b>CONSTRUCTION / MANAGED BY FDOT</b>								
PKYI -TURNPIKE IMPROVEMENT	785	0	0	0	0	0	0	785
<b>ENVIRONMENTAL / MANAGED BY FDOT</b>								
PKYI -TURNPIKE IMPROVEMENT	1,000	0	0	0	0	0	0	1,000
<b>Item 405270 5 Totals:</b>	<b>193,551</b>	<b>3,700,000</b>	<b>0</b>	<b>0</b>	<b>0</b>	<b>0</b>	<b>0</b>	<b>3,893,551</b>

Effective Date: 04/01/2018 Florida Department of Transportation Run: 04/16/2018 10.20.34

**5 Year TIP**

**View 5 Year TIP Phase Grouping Crosswalk  
08 = TURNPIKE**

Fund	<2019	2019	2020	2021	2022	2023	>2023	All Years
LRTP: Objectives 1.3, 1.4, 1.8, 1.9 (Pages 6-6 through 6-10); Appendix H								
Item Number: 405270 6 Project Description: SUNCOAST PARKWAY *SIS*								
District: 07 County: CITRUS Type of Work: NEW ROAD CONSTRUCTION Project Length: 10.207								
<b>PRELIMINARY ENGINEERING / MANAGED BY FDOT</b>								
-TOTAL OUTSIDE YEARS	61,220	0	0	0	0	0	0	61,220
<b>Item 405270 6 Totals:</b>	<b>61,220</b>	<b>0</b>	<b>0</b>	<b>0</b>	<b>0</b>	<b>0</b>	<b>0</b>	<b>61,220</b>
<b>Project Total:</b>	<b>176,083,458</b>	<b>3,720,000</b>	<b>0</b>	<b>0</b>	<b>0</b>	<b>0</b>	<b>0</b>	<b>179,803,458</b>

Fund	<2019	2019	2020	2021	2022	2023	>2023	All Years
LRTP: Objectives 1.3, 1.4, 1.8, 1.9 (Pages 6-6 through 6-10); Appendix H								
Item Number: 442764 1 Project Description: SUNCOAST PARKWAY 2 - SR 44 TO CR 486 *SIS*								
District: 07 County: CITRUS Type of Work: NEW ROAD CONSTRUCTION Project Length: 3.000								
<b>PRELIMINARY ENGINEERING / MANAGED BY FDOT</b>								
PKYI -TURNPIKE IMPROVEMENT	2,894	7,633,789	0	0	0	0	0	7,636,683
<b>RIGHT OF WAY / MANAGED BY FDOT</b>								
PKYI -TURNPIKE IMPROVEMENT	2,201,500	4,240,000	0	0	0	0	0	6,441,500
<b>Item 442764 1 Totals:</b>	<b>2,204,394</b>	<b>11,873,789</b>	<b>0</b>	<b>0</b>	<b>0</b>	<b>0</b>	<b>0</b>	<b>14,078,183</b>
<b>Project Total:</b>	<b>2,204,394</b>	<b>11,873,789</b>	<b>0</b>	<b>0</b>	<b>0</b>	<b>0</b>	<b>0</b>	<b>14,078,183</b>

Fund	<2019	2019	2020	2021	2022	2023	>2023	All Years
LRTP: Objectives 1.3, 1.4, 1.8, 1.9 (Pages 6-6 through 6-10); Appendix H								
Item Number: 405270 1 Project Description: SUNCOAST PARKWAY 2 - US 98 TO HERNANDO/CITRUS COUNTY LINE *SIS*								
District: 07 County: HERNANDO Type of Work: NEW ROAD CONSTRUCTION Project Length: 1.451								
<b>PLANNING / MANAGED BY FDOT</b>								
PKYI -TURNPIKE IMPROVEMENT	958	0	0	0	0	0	0	958
<b>P D &amp; E / MANAGED BY FDOT</b>								
PKYI -TURNPIKE IMPROVEMENT	3,188,278	0	0	0	0	0	0	3,188,278
<b>PRELIMINARY ENGINEERING / MANAGED BY FDOT</b>								
DI -ST. - S/W INTER/INTRASTATE HWY	19,400,000	0	0	0	0	0	0	19,400,000
PKYI -TURNPIKE IMPROVEMENT	12,549,422	0	0	0	0	0	0	12,549,422
PKYR -TURNPIKE RENEWAL & REPLACEMENT	4,145	0	0	0	0	0	0	4,145
<b>RIGHT OF WAY / MANAGED BY FDOT</b>								
DI -ST. - S/W INTER/INTRASTATE HWY	650,597	0	0	0	0	0	0	650,597
PKYI -TURNPIKE IMPROVEMENT	17,832,445	2,000,000	0	0	0	0	0	19,832,445

Effective Date: 04/01/2018 Florida Department of Transportation Run: 04/16/2018 10.20.34

**5 Year TIP**

**View 5 Year TIP Phase Grouping Crosswalk  
08 = TURNPIKE**

Fund	<2019	2019	2020	2021	2022	2023	>2023	All Years
LRTP: Objectives 1.3, 1.4, 1.8, 1.9 (Pages 6-6 through 6-10); Appendix H								
Item Number: 405270 1 Project Description: SUNCOAST PARKWAY 2 - US 98 TO HERNANDO/CITRUS COUNTY LINE *SIS* (Continued)								
District: 07 County: HERNANDO Type of Work: NEW ROAD CONSTRUCTION Project Length: 1.451								
<u>RAILROAD &amp; UTILITIES / MANAGED BY FDOT</u>								
PKYI -TURNPIKE IMPROVEMENT	40,209	0	0	0	0	0	0	40,209
<u>CONSTRUCTION / MANAGED BY FDOT</u>								
DDR -DISTRICT DEDICATED REVENUE	761	0	0	0	0	0	0	761
PKBD -TURNPIKE MASTER BOND FUND	28,597,413	0	0	0	0	0	0	28,597,413
PKYI -TURNPIKE IMPROVEMENT	2,875,195	0	0	0	0	0	0	2,875,195
<u>ENVIRONMENTAL / MANAGED BY FDOT</u>								
PKYI -TURNPIKE IMPROVEMENT	565,262	0	0	0	0	0	0	565,262
<b>Item 405270 1 Totals:</b>	<b>85,704,685</b>	<b>2,000,000</b>	<b>0</b>	<b>0</b>	<b>0</b>	<b>0</b>	<b>0</b>	<b>87,704,685</b>
<b>Project Total:</b>	<b>85,704,685</b>	<b>2,000,000</b>	<b>0</b>	<b>0</b>	<b>0</b>	<b>0</b>	<b>0</b>	<b>87,704,685</b>
<b>District 07 Totals:</b>	<b>263,992,537</b>	<b>17,593,789</b>	<b>0</b>	<b>0</b>	<b>0</b>	<b>0</b>	<b>0</b>	<b>281,586,326</b>
<b>Grand Total</b>	<b>263,992,537</b>	<b>17,593,789</b>	<b>0</b>	<b>0</b>	<b>0</b>	<b>0</b>	<b>0</b>	<b>281,586,326</b>



Effective Date: 04/09/2018 Florida Department of Transportation Run: 04/10/2018 11.00.39

**5 Year TIP**

**View 5 Year TIP Phase Grouping Crosswalk  
07 = DISTRICT 7 - TAMPA**

Fund	<2019	2019	2020	2021	2022	2023	>2023	All Years
<b>TRANSPORTATION PLANNING</b>								
LRTP Objectives: 1.1, 1.8, 2.1, 3.1, 3.2 (pages 6-6 through 6-9)								
Item Number: 438747 5 Project Description: <b>CITRUS PLANNING MODEL STUDIES *NON-SIS*</b>								
District: 07 County: CITRUS Type of Work: PLANNING MODELS/DATA UPDATE Project Length: .000								
Extra Description: CONDUCT SURVEYS TO UPDATE PLANNING MODELS/DATA								
<b>PLANNING / MANAGED BY FDOT</b>								
D -UNRESTRICTED STATE PRIMARY	25,000	12,500	12,500	12,500	12,500	12,500	0	87,500
SN -STP, MANDATORY NON-URBAN <= 5K	25,000	12,500	12,500	12,500	12,500	12,500	0	87,500
<b>Item 438747 5 Totals:</b>	<b>50,000</b>	<b>25,000</b>	<b>25,000</b>	<b>25,000</b>	<b>25,000</b>	<b>25,000</b>	<b>0</b>	<b>175,000</b>
<b>Project Total:</b>	<b>50,000</b>	<b>25,000</b>	<b>25,000</b>	<b>25,000</b>	<b>25,000</b>	<b>25,000</b>	<b>0</b>	<b>175,000</b>

Fund	<2019	2019	2020	2021	2022	2023	>2023	All Years
LRTP Objectives: 1.1, 1.8, 2.1, 3.1, 3.2 (pages 6-6 through 6-9)								
Item Number: 438747 4 Project Description: <b>HERNANDO PLANNING MODEL STUDIES *NON-SIS*</b>								
District: 07 County: HERNANDO Type of Work: PLANNING MODELS/DATA UPDATE Project Length: .000								
Extra Description: CONDUCT SURVEYS TO UPDATE PLANNING MODELS/DATA								
<b>PLANNING / MANAGED BY FDOT</b>								
D -UNRESTRICTED STATE PRIMARY	25,000	12,500	12,500	12,500	12,500	12,500	0	87,500
SL -STP, AREAS <= 200K	25,000	12,500	12,500	12,500	12,500	12,500	0	87,500
<b>Item 438747 4 Totals:</b>	<b>50,000</b>	<b>25,000</b>	<b>25,000</b>	<b>25,000</b>	<b>25,000</b>	<b>25,000</b>	<b>0</b>	<b>175,000</b>
<b>Project Total:</b>	<b>50,000</b>	<b>25,000</b>	<b>25,000</b>	<b>25,000</b>	<b>25,000</b>	<b>25,000</b>	<b>0</b>	<b>175,000</b>

Effective Date: 04/09/2018 Florida Department of Transportation Run: 04/10/2018 11.00.39

## 5 Year TIP

### View 5 Year TIP Phase Grouping Crosswalk 07 = DISTRICT 7 - TAMPA

Fund	<2019	2019	2020	2021	2022	2023	>2023	All Years
L RTP Objectives: 1.1, 1.7, 1.8, 2.1, 3.1, 3.2 (pages 6-6 through 6-9)								
Item Number: 439335 2 Project Description: HERNANDO/CITRUS FY 2018/2019-2019/2020 UPWP *NON-SIS*								
District: 07 County: HERNANDO Type of Work: TRANSPORTATION PLANNING Project Length: .000								
<u>PLANNING / HERNANDO/CITRUS MPO</u>								
PL -METRO PLAN (85% FA; 15% OTHER)	0	500,523	507,012	0	0	0	0	1,007,535
<b>Item 439335 2 Totals:</b>	<b>0</b>	<b>500,523</b>	<b>507,012</b>	<b>0</b>	<b>0</b>	<b>0</b>	<b>0</b>	<b>1,007,535</b>
L RTP Objectives: 1.1, 1.7, 1.8, 2.1, 3.1, 3.2 (pages 6-6 through 6-9)								
Item Number: 439335 3 Project Description: HERNANDO/CITRUS FY 2020/2021-2021/2022 UPWP *NON-SIS*								
District: 07 County: HERNANDO Type of Work: TRANSPORTATION PLANNING Project Length: .000								
<u>PLANNING / HERNANDO/CITRUS MPO</u>								
PL -METRO PLAN (85% FA; 15% OTHER)	0	0	0	507,012	507,012	0	0	1,014,024
<b>Item 439335 3 Totals:</b>	<b>0</b>	<b>0</b>	<b>0</b>	<b>507,012</b>	<b>507,012</b>	<b>0</b>	<b>0</b>	<b>1,014,024</b>
L RTP Objectives: 1.1, 1.7, 1.8, 2.1, 3.1, 3.2 (pages 6-6 through 6-9)								
Item Number: 439335 4 Project Description: HERNANDO/CITRUS FY 2022/2023-2023/2024 UPWP *NON-SIS*								
District: 07 County: HERNANDO Type of Work: TRANSPORTATION PLANNING Project Length: .000								
<u>PLANNING / HERNANDO/CITRUS MPO</u>								
PL -METRO PLAN (85% FA; 15% OTHER)	0	0	0	0	0	507,012	0	507,012
<b>Item 439335 4 Totals:</b>	<b>0</b>	<b>0</b>	<b>0</b>	<b>0</b>	<b>0</b>	<b>507,012</b>	<b>0</b>	<b>507,012</b>
<b>Project Total:</b>	<b>0</b>	<b>500,523</b>	<b>507,012</b>	<b>507,012</b>	<b>507,012</b>	<b>507,012</b>	<b>0</b>	<b>2,528,571</b>

Effective Date: 04/09/2018 Florida Department of Transportation Run: 04/10/2018 11.00.39

**5 Year TIP**

**View 5 Year TIP Phase Grouping Crosswalk  
07 = DISTRICT 7 - TAMPA**

Fund	<2019	2019	2020	2021	2022	2023	>2023	All Years
<b>MAINTENANCE</b>								
LRTP Objectives: 2.1, 3.1, 4.2 (pages 6-8 through 6-11)								
Item Number: 259756 1 Project Description: <b>CITRUS CO (02) *NON-SIS*</b>								
District: 07 County: CITRUS Type of Work: <b>ROUTINE MAINTENANCE</b> Project Length: .000								
<b>BRDG/RDWY/CONTRACT MAINT / MANAGED BY FDOT</b>								
D -UNRESTRICTED STATE PRIMARY	3,508,708	70,000	70,000	70,000	70,000	70,000	0	3,858,708
<b>Item 259756 1 Totals:</b>	<b>3,508,708</b>	<b>70,000</b>	<b>70,000</b>	<b>70,000</b>	<b>70,000</b>	<b>70,000</b>	<b>0</b>	<b>3,858,708</b>
<b>Project Total:</b>	<b>3,508,708</b>	<b>70,000</b>	<b>70,000</b>	<b>70,000</b>	<b>70,000</b>	<b>70,000</b>	<b>0</b>	<b>3,858,708</b>

Fund	<2019	2019	2020	2021	2022	2023	>2023	All Years
LRTP Objectives: 2.1, 3.1, 4.2 (pages 6-8 through 6-11)								
Item Number: 405298 1 Project Description: <b>CITRUS CO (02) ASSET MANAGEMENT CONTRACT *NON-SIS*</b>								
District: 07 County: CITRUS Type of Work: <b>ROUTINE MAINTENANCE</b> Project Length: .000								
<b>BRDG/RDWY/CONTRACT MAINT / MANAGED BY FDOT</b>								
D -UNRESTRICTED STATE PRIMARY	12,565,880	960,960	960,960	960,960	960,960	960,960	0	17,370,680
<b>Item 405298 1 Totals:</b>	<b>12,565,880</b>	<b>960,960</b>	<b>960,960</b>	<b>960,960</b>	<b>960,960</b>	<b>960,960</b>	<b>0</b>	<b>17,370,680</b>
<b>Project Total:</b>	<b>12,565,880</b>	<b>960,960</b>	<b>960,960</b>	<b>960,960</b>	<b>960,960</b>	<b>960,960</b>	<b>0</b>	<b>17,370,680</b>

Fund	<2019	2019	2020	2021	2022	2023	>2023	All Years
LRTP Objectives: 2.1, 3.1, 4.2 (pages 6-8 through 6-11)								
Item Number: 400490 1 Project Description: <b>HERNANDO CO (08) *NON-SIS*</b>								
District: 07 County: HERNANDO Type of Work: <b>ROUTINE MAINTENANCE</b> Project Length: .000								
<b>BRDG/RDWY/CONTRACT MAINT / MANAGED BY FDOT</b>								
D -UNRESTRICTED STATE PRIMARY	30,147,268	2,000,000	2,000,000	2,000,000	2,000,000	2,000,000	0	40,147,268
<b>Item 400490 1 Totals:</b>	<b>30,147,268</b>	<b>2,000,000</b>	<b>2,000,000</b>	<b>2,000,000</b>	<b>2,000,000</b>	<b>2,000,000</b>	<b>0</b>	<b>40,147,268</b>
<b>Project Total:</b>	<b>30,147,268</b>	<b>2,000,000</b>	<b>2,000,000</b>	<b>2,000,000</b>	<b>2,000,000</b>	<b>2,000,000</b>	<b>0</b>	<b>40,147,268</b>

Effective Date: 04/09/2018 Florida Department of Transportation Run: 04/10/2018 11.00.39

### 5 Year TIP

View 5 Year TIP Phase Grouping Crosswalk

07 = DISTRICT 7 - TAMPA

Fund	<2019	2019	2020	2021	2022	2023	>2023	All Years
LRTP Objectives: 2.1, 3.1, 4.2 (pages 6-8 through 6-11)								
Item Number: 401185 1 Project Description: <b>HERNANDO CO</b> (08) *SIS*								
District: 07 County: HERNANDO Type of Work: <b>ROUTINE MAINTENANCE</b> Project Length: .000								
Extra Description: NONE								
BRDG/RDWY/CONTRACT MAINT / MANAGED BY FDOT								
D -UNRESTRICTED STATE PRIMARY	137,833	15,000	15,000	15,000	15,000	15,000	0	212,833
<b>Item 401185 1 Totals:</b>	<b>137,833</b>	<b>15,000</b>	<b>15,000</b>	<b>15,000</b>	<b>15,000</b>	<b>15,000</b>	<b>0</b>	<b>212,833</b>
<b>Project Total:</b>	<b>137,833</b>	<b>15,000</b>	<b>15,000</b>	<b>15,000</b>	<b>15,000</b>	<b>15,000</b>	<b>0</b>	<b>212,833</b>

Effective Date: 04/09/2018 Florida Department of Transportation Run: 04/10/2018 11.00.39

**5 Year TIP**

**View 5 Year TIP Phase Grouping Crosswalk  
07 = DISTRICT 7 - TAMPA**

Fund	<2019	2019	2020	2021	2022	2023	>2023	All Years
<b>FLP: AVIATION</b>								
LRTP Objective: 4.1 (page 6-11)								
Item Number: 435219 1 Project Description: <b>CRYSTAL RIVER AIRPORT - CONSTRUCT HANGAR *NON-SIS*</b>								
District: 07 County: CITRUS Type of Work: AVIATION REVENUE/OPERATIONAL Project Length: .000								
<b>CAPITAL / RESPONSIBLE AGENCY NOT AVAILABLE</b>								
DDR -DISTRICT DEDICATED REVENUE	0	875,000	0	0	0	0	0	875,000
LF -LOCAL FUNDS	0	875,000	0	0	0	0	0	875,000
<b>Item 435219 1 Totals:</b>	<b>0</b>	<b>1,750,000</b>	<b>0</b>	<b>0</b>	<b>0</b>	<b>0</b>	<b>0</b>	<b>1,750,000</b>
<b>Project Total:</b>	<b>0</b>	<b>1,750,000</b>	<b>0</b>	<b>0</b>	<b>0</b>	<b>0</b>	<b>0</b>	<b>1,750,000</b>

Fund	<2019	2019	2020	2021	2022	2023	>2023	All Years
LRTP Objective: 4.1 (page 6-11)								
Item Number: 436828 1 Project Description: <b>INVERNESS AIRPORT - CONSTRUCT TAXIWAY TO T HANGERS (PHASE 1 OF 2) *NON-SIS*</b>								
District: 07 County: CITRUS Type of Work: AVIATION CAPACITY PROJECT Project Length: .000								
Extra Description: DESIGN AND CONSTRUCT								
<b>CAPITAL / RESPONSIBLE AGENCY NOT AVAILABLE</b>								
DPTO -STATE - PTO	0	0	55,000	0	0	0	0	55,000
FAA -FEDERAL AVIATION ADMIN	0	0	990,000	0	0	0	0	990,000
LF -LOCAL FUNDS	0	0	21,326	0	0	0	0	21,326
<b>Item 436828 1 Totals:</b>	<b>0</b>	<b>0</b>	<b>1,066,326</b>	<b>0</b>	<b>0</b>	<b>0</b>	<b>0</b>	<b>1,066,326</b>
<b>Project Total:</b>	<b>0</b>	<b>0</b>	<b>1,066,326</b>	<b>0</b>	<b>0</b>	<b>0</b>	<b>0</b>	<b>1,066,326</b>

Effective Date: 04/09/2018 Florida Department of Transportation Run: 04/10/2018 11.00.39

### 5 Year TIP

View 5 Year TIP Phase Grouping Crosswalk  
07 = DISTRICT 7 - TAMPA

Fund	<2019	2019	2020	2021	2022	2023	>2023	All Years
LRTP Objective: 4.1 (page 6-11)								
Item Number: 436829 1 Project Description: <b>INVERNESS AIRPORT - MAINTENANCE AND REMARKING OF RUNWAY/TAXIWAY *NON-SIS*</b>								
District: 07 County: CITRUS Type of Work: AVIATION PRESERVATION PROJECT Project Length: .000								
CAPITAL / RESPONSIBLE AGENCY NOT AVAILABLE								
DPTO -STATE - PTO	0	0	165,000	0	0	0	0	165,000
LF -LOCAL FUNDS	0	0	41,250	0	0	0	0	41,250
<b>Item 436829 1 Totals:</b>	<b>0</b>	<b>0</b>	<b>206,250</b>	<b>0</b>	<b>0</b>	<b>0</b>	<b>0</b>	<b>206,250</b>
<b>Project Total:</b>	<b>0</b>	<b>0</b>	<b>206,250</b>	<b>0</b>	<b>0</b>	<b>0</b>	<b>0</b>	<b>206,250</b>

Fund	<2019	2019	2020	2021	2022	2023	>2023	All Years
LRTP Objective: 4.1 (page 6-11)								
Item Number: 436830 1 Project Description: <b>INVERNESS AIRPORT - DESIGN AND CONSTRUCT VEHICLE PARKING FOR T-HANGERS *NON-SIS*</b>								
District: 07 County: CITRUS Type of Work: AVIATION REVENUE/OPERATIONAL Project Length: .000								
CAPITAL / RESPONSIBLE AGENCY NOT AVAILABLE								
DPTO -STATE - PTO	0	0	124,800	0	0	0	0	124,800
LF -LOCAL FUNDS	0	0	31,200	0	0	0	0	31,200
<b>Item 436830 1 Totals:</b>	<b>0</b>	<b>0</b>	<b>156,000</b>	<b>0</b>	<b>0</b>	<b>0</b>	<b>0</b>	<b>156,000</b>
<b>Project Total:</b>	<b>0</b>	<b>0</b>	<b>156,000</b>	<b>0</b>	<b>0</b>	<b>0</b>	<b>0</b>	<b>156,000</b>

Fund	<2019	2019	2020	2021	2022	2023	>2023	All Years
LRTP Objective: 4.1 (page 6-11)								
Item Number: 438511 1 Project Description: <b>INVERNESS AIRPORT - REHABILITATE AIRFIELD SECURITY FENCING AND GATES *NON-SIS*</b>								
District: 07 County: CITRUS Type of Work: AVIATION SECURITY PROJECT Project Length: .000								
CAPITAL / RESPONSIBLE AGENCY NOT AVAILABLE								
DPTO -STATE - PTO	0	0	0	409,600	0	0	0	409,600
LF -LOCAL FUNDS	0	0	0	102,400	0	0	0	102,400
<b>Item 438511 1 Totals:</b>	<b>0</b>	<b>0</b>	<b>0</b>	<b>512,000</b>	<b>0</b>	<b>0</b>	<b>0</b>	<b>512,000</b>
<b>Project Total:</b>	<b>0</b>	<b>0</b>	<b>0</b>	<b>512,000</b>	<b>0</b>	<b>0</b>	<b>0</b>	<b>512,000</b>

Effective Date: 04/09/2018 Florida Department of Transportation Run: 04/10/2018 11.00.39

**5 Year TIP**

**View 5 Year TIP Phase Grouping Crosswalk  
07 = DISTRICT 7 - TAMPA**

Fund	<2019	2019	2020	2021	2022	2023	>2023	All Years
LRTP Objective: 4.1 (page 6-11)								
Item Number: 440559 1 Project Description: <b>INVERNESS AIRPORT - TAXILANES FOR T-HANGARS *NON-SIS*</b>								
District: 07 County: CITRUS Type of Work: AVIATION REVENUE/OPERATIONAL Project Length: .000								

CAPITAL / RESPONSIBLE AGENCY NOT AVAILABLE								
DPTO -STATE - PTO	0	0	0	0	84,880	0	0	84,880
FAA -FEDERAL AVIATION ADMIN	0	0	0	0	954,900	0	0	954,900
LF -LOCAL FUNDS	0	0	0	0	21,220	0	0	21,220
<b>Item 440559 1 Totals:</b>	<b>0</b>	<b>0</b>	<b>0</b>	<b>0</b>	<b>1,061,000</b>	<b>0</b>	<b>0</b>	<b>1,061,000</b>
<b>Project Total:</b>	<b>0</b>	<b>0</b>	<b>0</b>	<b>0</b>	<b>1,061,000</b>	<b>0</b>	<b>0</b>	<b>1,061,000</b>

Fund	<2019	2019	2020	2021	2022	2023	>2023	All Years
<b>LRTP Objective: 4.1 (page 6-11)</b>								
Item Number: 440582 1 Project Description: <b>CRYSTAL RIVER - CAPTAIN TIM DAVIS FIELD - NORTH OF RUNWAY 18 *NON-SIS*</b>								
District: 07 County: CITRUS Type of Work: AVIATION SAFETY PROJECT Project Length: .000								
Extra Description: ACQUIRE PARCELS - PHASE 2								
CAPITAL / RESPONSIBLE AGENCY NOT AVAILABLE								
DPTO -STATE - PTO	0	0	285,000	0	0	0	0	285,000
LF -LOCAL FUNDS	0	0	71,250	0	0	0	0	71,250
<b>Item 440582 1 Totals:</b>	<b>0</b>	<b>0</b>	<b>356,250</b>	<b>0</b>	<b>0</b>	<b>0</b>	<b>0</b>	<b>356,250</b>
<b>Project Total:</b>	<b>0</b>	<b>0</b>	<b>356,250</b>	<b>0</b>	<b>0</b>	<b>0</b>	<b>0</b>	<b>356,250</b>

Effective Date: 04/09/2018 Florida Department of Transportation Run: 04/10/2018 11.00.39

**5 Year TIP**

**View 5 Year TIP Phase Grouping Crosswalk  
07 = DISTRICT 7 - TAMPA**

Fund	<2019	2019	2020	2021	2022	2023	>2023	All Years
LRTP Objective: 4.1 (page 6-11)								
Item Number: 442111 1 Project Description: <b>INVERNESS AIRPORT - BUS PARKING *NON-SIS*</b>								
District: 07 County: CITRUS Type of Work: AVIATION REVENUE/OPERATIONAL Project Length: .000								
CAPITAL / RESPONSIBLE AGENCY NOT AVAILABLE								
DPTO -STATE - PTO	0	93,750	0	0	0	0	0	93,750
LF -LOCAL FUNDS	0	93,750	0	0	0	0	0	93,750
<b>Item 442111 1 Totals:</b>	<b>0</b>	<b>187,500</b>	<b>0</b>	<b>0</b>	<b>0</b>	<b>0</b>	<b>0</b>	<b>187,500</b>
<b>Project Total:</b>	<b>0</b>	<b>187,500</b>	<b>0</b>	<b>0</b>	<b>0</b>	<b>0</b>	<b>0</b>	<b>187,500</b>

Fund	<2019	2019	2020	2021	2022	2023	>2023	All Years
LRTP Objective: 4.1 (page 6-11)								
Item Number: 435240 1 Project Description: <b>BROOKSVILLE-TAMPA BAY REGIONAL AIRPORT - RUNWAY REHABILITATION *NON-SIS*</b>								
District: 07 County: HERNANDO Type of Work: AVIATION SECURITY PROJECT Project Length: .000								
Extra Description: DESIGN AND CONSTRUCT								
CAPITAL / RESPONSIBLE AGENCY NOT AVAILABLE								
DPTO -STATE - PTO	0	160,000	0	0	0	0	0	160,000
LF -LOCAL FUNDS	0	40,000	0	0	0	0	0	40,000
<b>Item 435240 1 Totals:</b>	<b>0</b>	<b>200,000</b>	<b>0</b>	<b>0</b>	<b>0</b>	<b>0</b>	<b>0</b>	<b>200,000</b>
<b>Project Total:</b>	<b>0</b>	<b>200,000</b>	<b>0</b>	<b>0</b>	<b>0</b>	<b>0</b>	<b>0</b>	<b>200,000</b>

Fund	<2019	2019	2020	2021	2022	2023	>2023	All Years
LRTP Objective: 4.1 (page 6-11)								
Item Number: 438513 1 Project Description: <b>BROOKSVILLE-TAMPA BAY REGIONAL AIRPORT - WESTSIDE INFRASTRUCTURE *NON-SIS*</b>								
District: 07 County: HERNANDO Type of Work: AVIATION PRESERVATION PROJECT Project Length: .000								
Extra Description: IMPROVEMENTS								
CAPITAL / RESPONSIBLE AGENCY NOT AVAILABLE								
DPTO -STATE - PTO	0	0	0	600,000	0	0	0	600,000
LF -LOCAL FUNDS	0	0	0	150,000	0	0	0	150,000
<b>Item 438513 1 Totals:</b>	<b>0</b>	<b>0</b>	<b>0</b>	<b>750,000</b>	<b>0</b>	<b>0</b>	<b>0</b>	<b>750,000</b>
<b>Project Total:</b>	<b>0</b>	<b>0</b>	<b>0</b>	<b>750,000</b>	<b>0</b>	<b>0</b>	<b>0</b>	<b>750,000</b>



Effective Date: 04/09/2018 Florida Department of Transportation Run: 04/10/2018 11.00.39

**5 Year TIP**

**View 5 Year TIP Phase Grouping Crosswalk**

**07 = DISTRICT 7 - TAMPA**

Fund	<2019	2019	2020	2021	2022	2023	>2023	All Years
LRTP Objective: 4.1 (page 6-11)								
Item Number: 438514 1 Project Description: <b>BROOKSVILLE-TAMPA BAY REGIONAL AIRPORT - WILDLIFE HAZARD REMEDIATION *NON-SIS*</b>								
District: 07 County: HERNANDO Type of Work: AVIATION PRESERVATION PROJECT Project Length: .000								
CAPITAL / RESPONSIBLE AGENCY NOT AVAILABLE								
DPTO -STATE - PTO	0	0	0	43,200	0	0	0	43,200
FAA -FEDERAL AVIATION ADMIN	0	0	0	486,000	0	0	0	486,000
LF -LOCAL FUNDS	0	0	0	10,800	0	0	0	10,800
<b>Item 438514 1 Totals:</b>	<b>0</b>	<b>0</b>	<b>0</b>	<b>540,000</b>	<b>0</b>	<b>0</b>	<b>0</b>	<b>540,000</b>
<b>Project Total:</b>	<b>0</b>	<b>0</b>	<b>0</b>	<b>540,000</b>	<b>0</b>	<b>0</b>	<b>0</b>	<b>540,000</b>

Effective Date: 04/09/2018 Florida Department of Transportation Run: 04/10/2018 11.00.39

**5 Year TIP**

**View 5 Year TIP Phase Grouping Crosswalk  
07 = DISTRICT 7 - TAMPA**

Fund	<2019	2019	2020	2021	2022	2023	>2023	All Years
<b>FLP: TRANSIT</b>								
LRTP Objectives: 3.1, 3.2, 3.6 (page 6-9)								
Item Number: 402628 1 Project Description: <b>FTA SECTION 5311 OPERATING *NON-SIS*</b>								
District: 07 County: CITRUS Type of Work: CAPITAL FOR FIXED ROUTE Project Length: .000								
Extra Description: CITRUS COUNTY BOCC - FTA SECTION 5311								
<b>OPERATIONS / MANAGED BY BOARD CO COMMISSNRS CITRUS CO</b>								
DDR -DISTRICT DEDICATED REVENUE	31,314	0	0	0	0	0	0	31,314
DU -STATE PRIMARY/FEDERAL REIMB	4,250,889	184,446	184,446	104,040	108,771	112,000	0	4,944,592
LF -LOCAL FUNDS	4,336,478	184,446	184,446	104,040	108,771	112,000	0	5,030,181
<b>Item 402628 1 Totals:</b>	<b>8,618,681</b>	<b>368,892</b>	<b>368,892</b>	<b>208,080</b>	<b>217,542</b>	<b>224,000</b>	<b>0</b>	<b>10,006,087</b>

Fund	<2019	2019	2020	2021	2022	2023	>2023	All Years
LRTP Objectives: 3.1, 3.2, 3.6 (page 6-9)								
Item Number: 402628 2 Project Description: <b>FTA SECTION 5311 *NON-SIS*</b>								
District: 07 County: CITRUS Type of Work: OPERATING/ADMIN. ASSISTANCE Project Length: .000								
Extra Description: CITRUS COUNTY BOCC - FTA SECTION 5311								
<b>OPERATIONS / MANAGED BY BOARD CO COMMISSNRS CITRUS CO</b>								
DU -STATE PRIMARY/FEDERAL REIMB	393,063	0	0	100,000	117,542	120,000	0	730,605
LF -LOCAL FUNDS	393,063	0	0	100,000	117,542	120,000	0	730,605
<b>CAPITAL / MANAGED BY BOARD CO COMMISSNRS CITRUS CO</b>								
DU -STATE PRIMARY/FEDERAL REIMB	3,790,457	301,236	0	0	0	0	0	4,091,693
LF -LOCAL FUNDS	596,494	75,309	0	0	0	0	0	671,803
<b>Item 402628 2 Totals:</b>	<b>5,173,077</b>	<b>376,545</b>	<b>0</b>	<b>200,000</b>	<b>235,084</b>	<b>240,000</b>	<b>0</b>	<b>6,224,706</b>

Effective Date: 04/09/2018 Florida Department of Transportation Run: 04/10/2018 11.00.39

### 5 Year TIP

View 5 Year TIP Phase Grouping Crosswalk  
07 = DISTRICT 7 - TAMPA

Fund	<2019	2019	2020	2021	2022	2023	>2023	All Years
<b>Fund</b>	<b>&lt;2019</b>	<b>2019</b>	<b>2020</b>	<b>2021</b>	<b>2022</b>	<b>2023</b>	<b>&gt;2023</b>	<b>All Years</b>
LRTP Objectives: 3.1, 3.2, 3.6 (page 6-9)								
Item Number: 402628 4 Project Description: <b>CITRUS COUNTY BOCC - FTA SECTION 5307 *NON-SIS*</b>								
District: 07 County: CITRUS Type of Work: OPERATING/ADMIN. ASSISTANCE Project Length: .000								
Extra Description: SMALL URBANIZED AREA GOVERNOR'S APPORTIONMENT								
<b>CAPITAL / MANAGED BY CITRUS COUNTY TRANSIT</b>								
FTA -FEDERAL TRANSIT ADMINISTRATION	2,545,165	900,000	900,000	900,000	900,000	0	0	6,145,165
LF -LOCAL FUNDS	2,545,165	900,000	900,000	900,000	900,000	0	0	6,145,165
<b>Item 402628 4 Totals:</b>	<b>5,090,330</b>	<b>1,800,000</b>	<b>1,800,000</b>	<b>1,800,000</b>	<b>1,800,000</b>	<b>0</b>	<b>0</b>	<b>12,290,330</b>
<b>Project Total:</b>	<b>18,882,088</b>	<b>2,545,437</b>	<b>2,168,892</b>	<b>2,208,080</b>	<b>2,252,626</b>	<b>464,000</b>	<b>0</b>	<b>28,521,123</b>

Fund	<2019	2019	2020	2021	2022	2023	>2023	All Years
<b>Fund</b>	<b>&lt;2019</b>	<b>2019</b>	<b>2020</b>	<b>2021</b>	<b>2022</b>	<b>2023</b>	<b>&gt;2023</b>	<b>All Years</b>
LRTP Objectives: 3.1, 3.2, 3.6 (page 6-9)								
Item Number: 438845 1 Project Description: <b>CITRUS COUNTY BOCC - STATE TRANSIT BLOCK GRANT *NON-SIS*</b>								
District: 07 County: CITRUS Type of Work: OPERATING/ADMIN. ASSISTANCE Project Length: .000								
Extra Description: HOMOSSASSA SPRINGS								
<b>OPERATIONS / MANAGED BY CITRUS COUNTY TRANSIT</b>								
DDR -DISTRICT DEDICATED REVENUE	8,884	0	285,787	0	315,081	0	0	609,752
DPTO -STATE - PTO	489,619	274,725	0	300,077	0	330,835	0	1,395,256
LF -LOCAL FUNDS	498,503	274,725	285,787	300,077	315,081	330,835	0	2,005,008
<b>Item 438845 1 Totals:</b>	<b>997,006</b>	<b>549,450</b>	<b>571,574</b>	<b>600,154</b>	<b>630,162</b>	<b>661,670</b>	<b>0</b>	<b>4,010,016</b>
<b>Project Total:</b>	<b>997,006</b>	<b>549,450</b>	<b>571,574</b>	<b>600,154</b>	<b>630,162</b>	<b>661,670</b>	<b>0</b>	<b>4,010,016</b>

Fund	<2019	2019	2020	2021	2022	2023	>2023	All Years
<b>Fund</b>	<b>&lt;2019</b>	<b>2019</b>	<b>2020</b>	<b>2021</b>	<b>2022</b>	<b>2023</b>	<b>&gt;2023</b>	<b>All Years</b>
LRTP Objectives: 3.1, 3.2, 3.6 (page 6-9)								
Item Number: 401982 1 Project Description: <b>HERNANDO COUNTY SECTION 5311 *NON-SIS*</b>								
District: 07 County: HERNANDO Type of Work: OPERATING/ADMIN. ASSISTANCE Project Length: .000								
Extra Description: HERNANDO COUNTY BOCC - FTA SECTION 5311								
<b>OPERATIONS / MANAGED BY HERNANDO</b>								
DU -STATE PRIMARY/FEDERAL REIMB	1,727,471	120,432	146,769	247,246	257,178	287,159	0	2,786,255
LF -LOCAL FUNDS	1,756,922	120,432	146,769	247,246	257,178	287,159	0	2,815,706

Effective Date: 04/09/2018 Florida Department of Transportation Run: 04/10/2018 11.00.39

**5 Year TIP**

**View 5 Year TIP Phase Grouping Crosswalk  
07 = DISTRICT 7 - TAMPA**

Fund	<2019	2019	2020	2021	2022	2023	>2023	All Years
LRTP Objectives: 3.1, 3.2, 3.6 (page 6-9)								
Item Number: 401982 1 Project Description: <b>HERNANDO COUNTY SECTION 5311 *NON-SIS* (Continued)</b>								
District: 07 County: HERNANDO Type of Work: OPERATING/ADMIN. ASSISTANCE Project Length: .000								
Extra Description: HERNANDO COUNTY BOCC - FTA SECTION 5311								
<b>CAPITAL / MANAGED BY HERNANDO</b>								
LF -LOCAL FUNDS	22,000	0	0	0	0	0	0	22,000
<b>Item 401982 1 Totals:</b>	<b>3,506,393</b>	<b>240,864</b>	<b>293,538</b>	<b>494,492</b>	<b>514,356</b>	<b>574,318</b>	<b>0</b>	<b>5,623,961</b>

Fund	<2019	2019	2020	2021	2022	2023	>2023	All Years
LRTP Objectives: 3.1, 3.2, 3.6 (page 6-9)								
Item Number: 401982 2 Project Description: <b>HERNANDO COUNTY BOCC - FTA SECTION 5311 *NON-SIS*</b>								
District: 07 County: HERNANDO Type of Work: CAPITAL FOR FIXED ROUTE Project Length: .000								
Extra Description: THE BUS								
<b>OPERATIONS / MANAGED BY HERNANDO COUNTY MPO</b>								
DU -STATE PRIMARY/FEDERAL REIMB	7,159	0	138,430	103,034	111,805	121,805	0	482,233
LF -LOCAL FUNDS	7,159	0	138,430	103,034	111,805	121,805	0	482,233
<b>Item 401982 2 Totals:</b>	<b>14,318</b>	<b>0</b>	<b>276,860</b>	<b>206,068</b>	<b>223,610</b>	<b>243,610</b>	<b>0</b>	<b>964,466</b>
<b>Project Total:</b>	<b>3,520,711</b>	<b>240,864</b>	<b>570,398</b>	<b>700,560</b>	<b>737,966</b>	<b>817,928</b>	<b>0</b>	<b>6,588,427</b>

Fund	<2019	2019	2020	2021	2022	2023	>2023	All Years
LRTP Objectives: 3.1, 3.2, 3.6 (page 6-9)								
Item Number: 401983 1 Project Description: <b>HERNANDO COUNTY MPO TRANSIT PLANNING FUNDS SECTION 5303 *NON-SIS*</b>								
District: 07 County: HERNANDO Type of Work: PTO STUDIES Project Length: .000								
Extra Description: SECTION 5303 MPO TRANSPORTATION PLANNING								
<b>PLANNING / MANAGED BY HERNANDO COUNTY MPO</b>								
DDR -DISTRICT DEDICATED REVENUE	60,740	8,893	9,159	9,587	9,875	0	0	98,254
DPTO -STATE - PTO	61,275	0	0	0	0	10,172	0	71,447
DS -STATE PRIMARY HIGHWAYS & PTO	5,176	0	0	0	0	0	0	5,176
DU -STATE PRIMARY/FEDERAL REIMB	1,020,298	71,142	73,275	76,701	79,004	81,374	0	1,401,794
LF -LOCAL FUNDS	128,506	8,893	9,159	9,587	9,875	10,172	0	176,192
<b>Item 401983 1 Totals:</b>	<b>1,275,995</b>	<b>88,928</b>	<b>91,593</b>	<b>95,875</b>	<b>98,754</b>	<b>101,718</b>	<b>0</b>	<b>1,752,863</b>
<b>Project Total:</b>	<b>1,275,995</b>	<b>88,928</b>	<b>91,593</b>	<b>95,875</b>	<b>98,754</b>	<b>101,718</b>	<b>0</b>	<b>1,752,863</b>

Effective Date: 04/09/2018 Florida Department of Transportation Run: 04/10/2018 11.00.39

## 5 Year TIP

### View 5 Year TIP Phase Grouping Crosswalk 07 = DISTRICT 7 - TAMPA

Fund	<2019	2019	2020	2021	2022	2023	>2023	All Years
LRTP Objectives: 3.1, 3.2, 3.6 (page 6-9)								
Item Number: 408104 1 Project Description: <b>HERNANDO COUNTY BLOCK GRANT *NON-SIS*</b>								
District: 07 County: HERNANDO Type of Work: OPERATING FOR FIXED ROUTE Project Length: .000								
Extra Description: HERNANDO COUNTY BOCC - STATE TRANSIT BLOCK GRANT - THE BUS								
<b>OPERATIONS / MANAGED BY HERNANDO</b>								
DDR -DISTRICT DEDICATED REVENUE	1,601,140	17,391	300,000	375,904	394,700	0	0	2,689,135
DPTO -STATE - PTO	1,387,180	326,749	58,004	0	0	414,435	0	2,186,368
DS -STATE PRIMARY HIGHWAYS & PTO	1,397,737	0	0	0	0	0	0	1,397,737
LF -LOCAL FUNDS	4,352,954	344,140	358,004	375,904	394,700	414,435	0	6,240,137
<b>Item 408104 1 Totals:</b>	<b>8,739,011</b>	<b>688,280</b>	<b>716,008</b>	<b>751,808</b>	<b>789,400</b>	<b>828,870</b>	<b>0</b>	<b>12,513,377</b>
<b>Project Total:</b>	<b>8,739,011</b>	<b>688,280</b>	<b>716,008</b>	<b>751,808</b>	<b>789,400</b>	<b>828,870</b>	<b>0</b>	<b>12,513,377</b>

Fund	<2019	2019	2020	2021	2022	2023	>2023	All Years
LRTP Objectives: 3.1, 3.2, 3.6 (page 6-9)								
Item Number: 408715 1 Project Description: <b>HERNANDO COUNTY BOCC - FTA SECTION 5307 *NON-SIS*</b>								
District: 07 County: HERNANDO Type of Work: TRANSIT IMPROVEMENT Project Length: .000								
Extra Description: THE BUS - SMALL URBANIZED GOV. APPROPRIATION								
<b>CAPITAL / MANAGED BY HERNANDO</b>								
FTA -FEDERAL TRANSIT ADMINISTRATION	5,748,621	900,000	900,000	900,000	900,000	900,000	0	10,248,621
<b>Item 408715 1 Totals:</b>	<b>5,748,621</b>	<b>900,000</b>	<b>900,000</b>	<b>900,000</b>	<b>900,000</b>	<b>900,000</b>	<b>0</b>	<b>10,248,621</b>
<b>Project Total:</b>	<b>5,748,621</b>	<b>900,000</b>	<b>900,000</b>	<b>900,000</b>	<b>900,000</b>	<b>900,000</b>	<b>0</b>	<b>10,248,621</b>

Effective Date: 04/09/2018 Florida Department of Transportation Run: 04/10/2018 11.00.39

**5 Year TIP**

**View 5 Year TIP Phase Grouping Crosswalk  
07 = DISTRICT 7 - TAMPA**

Fund	<2019	2019	2020	2021	2022	2023	>2023	All Years
<b>MISCELLANEOUS</b>								
LRTP Objectives: 2.3, 3.4, 3.5 (pages 6-8 through 6-9); Map 4-10 (page 4-21); Appendix D-3								
Item Number: 437349 1 Project Description: <b>WITHLACOOCHEE-DUNNELLO TRAIL CONNECTOR FM N END WITHLA. TO S END DUNN *NON-SIS*</b>								
District: 07 County: CITRUS Type of Work: BIKE PATH/TRAIL Project Length: .000								
Extra Description: PAVED TRAIL. PEDESTRIAN OVERPASS AT US 41								
<b>PRELIMINARY ENGINEERING / MANAGED BY FDOT</b>								
DIH -STATE IN-HOUSE PRODUCT SUPPORT	5,290	0	0	0	0	0	0	5,290
DS -STATE PRIMARY HIGHWAYS & PTO	38,558	0	0	0	0	0	0	38,558
TALN -TRANSPORTATION ALTS- < 5K	56,997	0	0	0	0	0	0	56,997
TALT -TRANSPORTATION ALTS- ANY AREA	208,314	0	0	0	0	0	0	208,314
TLWR -2015 SB2514A-TRAIL NETWORK	780,000	0	0	0	0	0	0	780,000
<b>CONSTRUCTION / MANAGED BY FDOT</b>								
DDR -DISTRICT DEDICATED REVENUE	0	1,069,247	0	0	0	0	0	1,069,247
DIH -STATE IN-HOUSE PRODUCT SUPPORT	0	83,333	0	0	0	0	0	83,333
DS -STATE PRIMARY HIGHWAYS & PTO	19,867	134,614	0	0	0	0	0	154,481
REPE -REPURPOSED FEDERAL EARMARKS	0	381,921	0	0	0	0	0	381,921
SA -STP, ANY AREA	0	1,180,192	0	0	0	0	0	1,180,192
TLWR -2015 SB2514A-TRAIL NETWORK	0	3,178,428	0	0	0	0	0	3,178,428
<b>Item 437349 1 Totals:</b>	<b>1,109,026</b>	<b>6,027,735</b>	<b>0</b>	<b>0</b>	<b>0</b>	<b>0</b>	<b>0</b>	<b>7,136,761</b>
<b>Project Total:</b>	<b>1,109,026</b>	<b>6,027,735</b>	<b>0</b>	<b>0</b>	<b>0</b>	<b>0</b>	<b>0</b>	<b>7,136,761</b>

Effective Date: 04/09/2018 Florida Department of Transportation Run: 04/10/2018 11.00.39

### 5 Year TIP

View 5 Year TIP Phase Grouping Crosswalk  
07 = DISTRICT 7 - TAMPA

Fund	<2019	2019	2020	2021	2022	2023	>2023	All Years
LRTP Objectives: 2.3, 3.4, 3.5 (pages 6-8 through 6-9); Map 4-10 (page 4-21); Appendix D-3								
Item Number: 443371 1 Project Description: <b>CITY OF CRYSTAL RIVER THREE SISTERS SPRINGS INFRASTRUCTURE IMPROVEMENT *NON-SIS*</b>								
District: 07 County: CITRUS Type of Work: BIKE PATH/TRAIL Project Length: .000								
Extra Description: CONSTRUCT TRAILS, FISHING PIER, TOURS AND RESTROOMS								
<b>CONSTRUCTION / RESPONSIBLE AGENCY NOT AVAILABLE</b>								
EM19 -GAA EARMARKS FY 2019	0	400,000	0	0	0	0	0	400,000
LF -LOCAL FUNDS	0	200,000	0	0	0	0	0	200,000
<b>Item 443371 1 Totals:</b>	<b>0</b>	<b>600,000</b>	<b>0</b>	<b>0</b>	<b>0</b>	<b>0</b>	<b>0</b>	<b>600,000</b>
<b>Project Total:</b>	<b>0</b>	<b>600,000</b>	<b>0</b>	<b>0</b>	<b>0</b>	<b>0</b>	<b>0</b>	<b>600,000</b>

Fund	<2019	2019	2020	2021	2022	2023	>2023	All Years
LRTP Objectives: 2.3, 3.4, 3.5 (pages 6-8 through 6-9); Map 4-9 (page 4-20); Appendix D-1								
Item Number: 435720 1 Project Description: <b>GOOD NEIGHBOR TRL CONNECTOR FM W OF SUNCOAST PKWY TO SR 50/CORTEZ BLVD *SIS*</b>								
District: 07 County: HERNANDO Type of Work: BIKE PATH/TRAIL Project Length: 4.725								
Extra Description: 12'-15' MULTI USE TRAIL - C2C								
<b>PRELIMINARY ENGINEERING / MANAGED BY FDOT</b>								
DDR -DISTRICT DEDICATED REVENUE	14,153	0	0	0	0	0	0	14,153
DIH -STATE IN-HOUSE PRODUCT SUPPORT	88,210	0	0	0	0	0	0	88,210
DS -STATE PRIMARY HIGHWAYS & PTO	55,427	0	0	0	0	0	0	55,427
EB -EQUITY BONUS	1,009,491	0	0	0	0	0	0	1,009,491
RED -REDISTR. OF FA (SEC 1102F)	48,983	0	0	0	0	0	0	48,983
TALL -TRANSPORTATION ALTS- <200K	15,626	0	0	0	0	0	0	15,626
TALT -TRANSPORTATION ALTS- ANY AREA	535,210	0	0	0	0	0	0	535,210
TLWR -2015 SB2514A-TRAIL NETWORK	475,358	0	0	0	0	0	0	475,358

Effective Date: 04/09/2018 Florida Department of Transportation Run: 04/10/2018 11.00.39

**5 Year TIP**

**View 5 Year TIP Phase Grouping Crosswalk  
07 = DISTRICT 7 - TAMPA**

Fund	<2019	2019	2020	2021	2022	2023	>2023	All Years
LRTP Objectives: 2.3, 3.4, 3.5 (pages 6-8 through 6-9); Map 4-9 (page 4-20); Appendix D-1								
Item Number: 435720 1 Project Description: <b>GOOD NEIGHBOR TRL CONNECTOR FM W OF SUNCOAST PKWY TO SR 50/CORTEZ BLVD *SIS* (Continued)</b>								
District: 07 County: HERNANDO Type of Work: BIKE PATH/TRAIL Project Length: 4.725								
Extra Description: 12'-15' MULTI USE TRAIL - C2C								
<b>RIGHT OF WAY / MANAGED BY FDOT</b>								
ACSL -ADVANCE CONSTRUCTION (SL)	412,316	0	0	0	0	0	0	412,316
DIH -STATE IN-HOUSE PRODUCT SUPPORT	339,999	0	0	0	0	0	0	339,999
DS -STATE PRIMARY HIGHWAYS & PTO	506,617	0	0	0	0	0	0	506,617
SE -STP, ENHANCEMENT	139,871	0	0	0	0	0	0	139,871
TALL -TRANSPORTATION ALTS- <200K	308	0	0	0	0	0	0	308
TALT -TRANSPORTATION ALTS- ANY AREA	76,785	0	0	0	0	0	0	76,785
TLWR -2015 SB2514A-TRAIL NETWORK	1,650,811	0	0	0	0	0	0	1,650,811
<b>CONSTRUCTION / MANAGED BY FDOT</b>								
DIH -STATE IN-HOUSE PRODUCT SUPPORT	0	0	70,597	0	0	0	0	70,597
TLWR -2015 SB2514A-TRAIL NETWORK	0	0	5,082,979	0	0	0	0	5,082,979
<b>ENVIRONMENTAL / MANAGED BY FDOT</b>								
ACSA -ADVANCE CONSTRUCTION (SA)	37,058	0	0	0	0	0	0	37,058
<b>Item 435720 1 Totals:</b>	<b>5,406,223</b>	<b>0</b>	<b>5,153,576</b>	<b>0</b>	<b>0</b>	<b>0</b>	<b>0</b>	<b>10,559,799</b>
<b>Project Total:</b>	<b>5,406,223</b>	<b>0</b>	<b>5,153,576</b>	<b>0</b>	<b>0</b>	<b>0</b>	<b>0</b>	<b>10,559,799</b>

Fund	<2019	2019	2020	2021	2022	2023	>2023	All Years
LRTP Objectives: 2.3, 3.4, 3.5 (pages 6-8 through 6-9); Appendix D-2								
Item Number: 436711 1 Project Description: <b>EXPLORER K8 SCHOOL VARIOUS LOCATIONS *NON-SIS*</b>								
District: 07 County: HERNANDO Type of Work: SIDEWALK Project Length: .000								
Extra Description: DESIGN AND CONSTRUCT 5' SIDEWALKS								
<b>PRELIMINARY ENGINEERING / MANAGED BY FDOT</b>								
DS -STATE PRIMARY HIGHWAYS & PTO	416	0	0	0	0	0	0	416
<b>PRELIMINARY ENGINEERING / MANAGED BY HERNANDO COUNTY BOARD OF COUNTY</b>								
SR2T -SAFE ROUTES - TRANSFER	104,407	0	0	0	0	0	0	104,407



Effective Date: 04/09/2018 Florida Department of Transportation Run: 04/10/2018 11.00.39

### 5 Year TIP

View 5 Year TIP Phase Grouping Crosswalk  
07 = DISTRICT 7 - TAMPA

Fund	<2019	2019	2020	2021	2022	2023	>2023	All Years
LRTP Objectives: 2.3, 3.4, 3.5 (pages 6-8 through 6-9); Appendix D-2								
Item Number: 436711 1 Project Description: <b>EXPLORER K8 SCHOOL VARIOUS LOCATIONS *NON-SIS* (Continued)</b>								
District: 07 County: HERNANDO Type of Work: SIDEWALK Project Length: .000								
Extra Description: DESIGN AND CONSTRUCT 5' SIDEWALKS								
CONSTRUCTION / MANAGED BY HERNANDO COUNTY BOARD OF COUNTY								
TALL -TRANSPORTATION ALTS- <200K	0	1,000	0	0	217,264	0	0	218,264
TALT -TRANSPORTATION ALTS- ANY AREA	0	0	0	0	576,113	0	0	576,113
<b>Item 436711 1 Totals:</b>	<b>104,823</b>	<b>1,000</b>	<b>0</b>	<b>0</b>	<b>793,377</b>	<b>0</b>	<b>0</b>	<b>899,200</b>
<b>Project Total:</b>	<b>104,823</b>	<b>1,000</b>	<b>0</b>	<b>0</b>	<b>793,377</b>	<b>0</b>	<b>0</b>	<b>899,200</b>
<b>District 07 Totals:</b>	<b>216,630,852</b>	<b>118,896,155</b>	<b>63,806,769</b>	<b>36,698,354</b>	<b>34,623,138</b>	<b>69,143,284</b>	<b>0</b>	<b>539,798,552</b>
<b>Grand Total</b>	<b>216,630,852</b>	<b>118,896,155</b>	<b>63,806,769</b>	<b>36,698,354</b>	<b>34,623,138</b>	<b>69,143,284</b>	<b>0</b>	<b>539,798,552</b>

Effective Date: 04/09/2018 Florida Department of Transportation Run: 04/10/2018 11.03.19

## 5 Year TIP - Fund Summary

07 = DISTRICT 7 - TAMPA

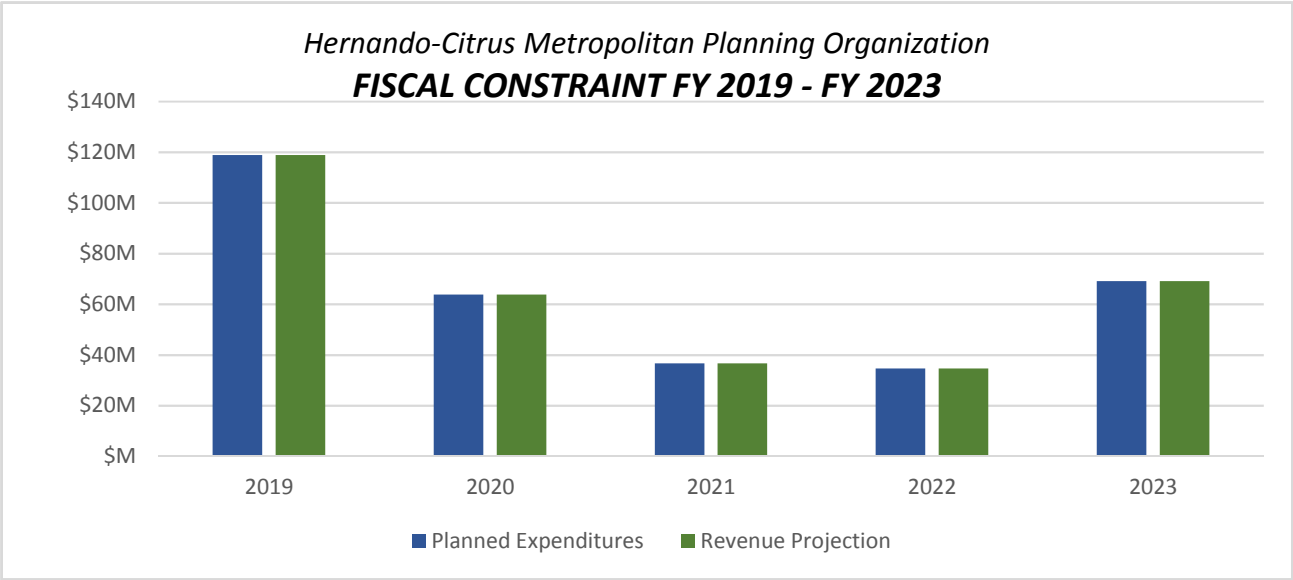
Fund	Fund Name	<2019	2019	2020	2021	2022	2023	>2023	All Years
ACCM	ADVANCE CONSTRUCTION (CM)	680,520	0	0	0	0	0	0	680,520
ACNP	ADVANCE CONSTRUCTION NHPP	20,584,925	3,400,000	0	5,731,720	0	34,053,371	0	63,770,016
ACSA	ADVANCE CONSTRUCTION (SA)	2,448,530	9,164,432	0	0	0	0	0	11,612,962
ACSL	ADVANCE CONSTRUCTION (SL)	2,985,656	1,056,225	0	0	0	0	0	4,041,881
ACTA	ADVANCE CONSTRUCTION TALT	492,302	0	0	0	0	0	0	492,302
BNIR	INTRASTATE R/W & BRIDGE BONDS	1,853,062	0	0	0	0	0	0	1,853,062
CIGP	COUNTY INCENTIVE GRANT PROGRAM	2,747,990	0	0	0	0	0	0	2,747,990
CM	CONGESTION MITIGATION - AQ	0	1,944,413	75,580	1,820,759	0	0	0	3,840,752
D	UNRESTRICTED STATE PRIMARY	46,409,689	3,070,960	3,070,960	3,070,960	3,070,960	3,070,960	0	61,764,489
DC	STATE PRIMARY PE CONSULTANTS	1,626	0	0	0	0	0	0	1,626
DDR	DISTRICT DEDICATED REVENUE	16,063,070	34,728,220	33,931,529	8,712,962	1,247,920	12,821,800	0	107,505,501
DEMW	ENVIRONMEN MITIGATION-WETLANDS	1,187	0	0	0	0	0	0	1,187
DI	ST. - S/W INTER/INTRASTATE HWY	23,664,789	25,055,599	0	0	0	13,303,654	0	62,024,042
DIH	STATE IN-HOUSE PRODUCT SUPPORT	2,626,440	1,161,647	820,137	209,216	822,309	371,719	0	6,011,468
DITS	STATEWIDE ITS - STATE 100%.	723,303	0	0	0	0	0	0	723,303
DPTO	STATE - PTO	1,938,074	855,224	687,804	1,352,877	84,880	755,442	0	5,674,301
DS	STATE PRIMARY HIGHWAYS & PTO	15,709,795	1,762,755	248,963	789,204	0	0	0	18,510,717
DSF	STATE PRIMARY MATCHING FUNDS	5,693	0	0	0	0	0	0	5,693
DU	STATE PRIMARY/FEDERAL REIMB	11,189,337	677,256	542,920	631,021	674,300	722,338	0	14,437,172
EB	EQUITY BONUS	1,009,491	0	0	0	0	0	0	1,009,491
EM19	GAA EARMARKS FY 2019	0	1,960,000	0	0	0	0	0	1,960,000
FAA	FEDERAL AVIATION ADMIN	0	0	990,000	486,000	954,900	0	0	2,430,900
FTA	FEDERAL TRANSIT ADMINISTRATION	8,293,786	1,800,000	1,800,000	1,800,000	1,800,000	900,000	0	16,393,786
GMR	GROWTH MANAGEMENT FOR SIS	2,417,000	0	0	0	0	0	0	2,417,000
GRSC	GROWTH MANAGEMENT FOR SCOP	0	573,063	605,287	643,262	678,513	0	0	2,500,125
HPP	HIGH PRIORITY PROJECTS	3,626,886	1,180,194	0	0	0	0	0	4,807,080
HSID	INTERSECTION CRASHES	0	0	1,971,494	0	0	0	0	1,971,494

Effective Date: 04/09/2018 Florida Department of Transportation Run: 04/10/2018 11.03.19

## 5 Year TIP - Fund Summary

07 = DISTRICT 7 - TAMPA

Fund	Fund Name	<2019	2019	2020	2021	2022	2023	>2023	All Years
HSP	SAFETY (HIWAY SAFETY PROGRAM)	100,000	0	0	0	1,910,451	0	0	2,010,451
LF	LOCAL FUNDS	16,696,909	10,239,281	3,036,783	2,554,261	2,236,172	1,396,406	0	36,159,812
LFF	LOCAL FUND - FOR MATCHING F/A	5,694	0	0	0	0	0	0	5,694
LFP	LOCAL FUNDS FOR PARTICIPATING	3,647,990	410,308	0	533,316	488,933	0	0	5,080,547
LFU	LOCAL FUNDS_FOR UNFORSEEN WORK	2,238,911	0	0	0	0	0	0	2,238,911
NHPP	IM, BRDG REPL, NATNL HWY-MAP21	817,845	0	0	0	0	0	0	817,845
NHRE	NAT HWY PERFORM - RESURFACING	0	0	2,181,284	0	0	0	0	2,181,284
PL	METRO PLAN (85% FA; 15% OTHER)	0	500,523	507,012	507,012	507,012	507,012	0	2,528,571
RED	REDISTR. OF FA (SEC 1102F)	48,983	0	0	0	0	0	0	48,983
REPE	REPURPOSED FEDERAL EARMARKS	0	381,921	0	0	0	0	0	381,921
SA	STP, ANY AREA	8,963,490	3,014,363	390,987	0	0	64,750	0	12,433,590
SCED	2012 SB1998-SMALL CO OUTREACH	0	256,410	256,410	256,410	256,410	0	0	1,025,640
SCOP	SMALL COUNTY OUTREACH PROGRAM	0	242,051	245,599	248,718	251,684	0	0	988,052
SCWR	2015 SB2514A-SMALL CO OUTREACH	0	293,606	299,487	300,385	280,188	0	0	1,173,666
SE	STP, ENHANCEMENT	284,871	0	0	0	0	0	0	284,871
SL	STP, AREAS <= 200K	7,257,910	3,015,070	2,070,677	3,271,700	12,500	12,500	0	15,640,357
SN	STP, MANDATORY NON-URBAN <= 5K	2,554,904	657,749	660,628	688,124	688,124	688,124	0	5,937,653
SR2S	SAFE ROUTES - INFRASTRUCTURE	34,746	0	0	0	0	0	0	34,746
SR2T	SAFE ROUTES - TRANSFER	1,265,260	315,181	549,382	2,031,557	510,551	0	0	4,671,931
SU	STP, URBAN AREAS > 200K	0	5,018,626	0	0	0	0	0	5,018,626
TALL	TRANSPORTATION ALTS- <200K	15,934	1,000	303,385	349,946	349,946	1,000	0	1,021,211
TALN	TRANSPORTATION ALTS- < 5K	56,997	0	0	0	0	0	0	56,997
TALT	TRANSPORTATION ALTS- ANY AREA	971,309	103,680	355,452	708,944	3,035,321	474,208	0	5,648,914
TLWR	2015 SB2514A-TRAIL NETWORK	5,294,680	6,056,398	8,205,009	0	14,762,064	0	0	34,318,151
TRIP	TRANS REGIONAL INCENTIVE PROGM	901,268	0	0	0	0	0	0	901,268
<b>Grand Total</b>		<b>216,630,852</b>	<b>118,896,155</b>	<b>63,806,769</b>	<b>36,698,354</b>	<b>34,623,138</b>	<b>69,143,284</b>	<b>0</b>	<b>539,798,552</b>



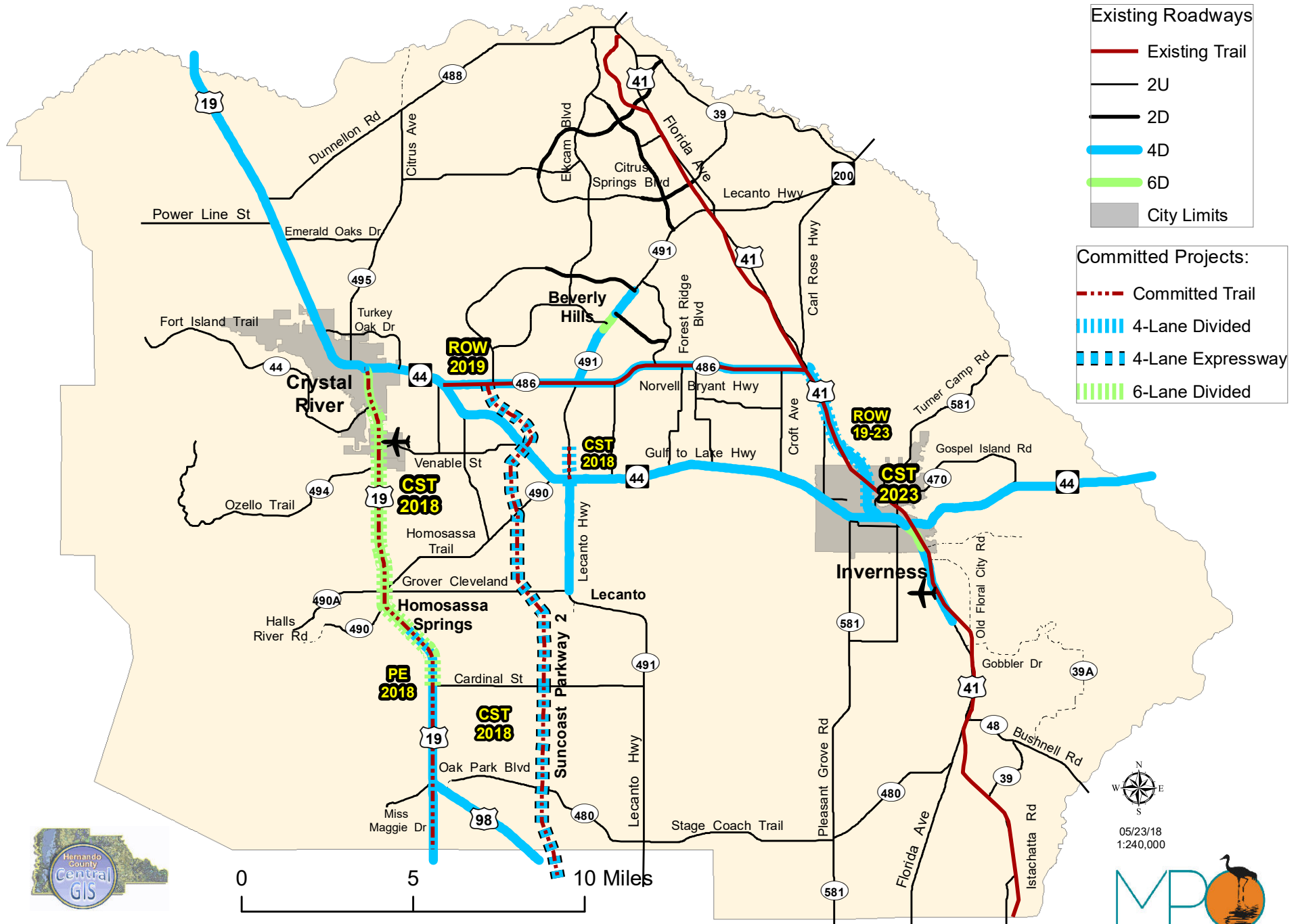
	<i>2019</i>	<i>2020</i>	<i>2021</i>	<i>2022</i>	<i>2023</i>
<b>PLANNED EXPENDITURES</b> (Total Programmed Projects Estimates - see <i>Five Year TIP</i> )	\$119M	\$64M	\$37M	\$35M	\$69M
<b>REVENUE PROJECTIONS</b> (Total State & Federal Funding - see <i>Fund Summary</i> )	\$119M	\$64M	\$37M	\$35M	\$69M

# *Local Government Roadway Work Programs*



# Citrus County

## FY 2019 - FY 2023: Transportation Improvement Program (TIP)



TIP FY 2019 - FY 2023 - Adoption Date 6-19-2018  
 Source: Hernando County Property Appraiser  
 GIS.CitrusStreetsBOCC

s:\share\mpo\_gis\citrus\citrus\_tip\_05232018.mxd  
 s:\share\mpo\_gis\citrus\citrus\_tip\_05232018.pdf

05/23/18  
 1:240,000



**CITRUS COUNTY PROGRAM PROJECTS TABLE**

June 19, 2018

**CAPACITY AND REHABILITATION PROJECTS**

No.	Name	Description	Phase	Fund	2018/19	2019/20	2020/21	2021/22	2022/23
1	<b>CR 491 (N. Lecanto Hwy.)</b> From: current phase To: Horace Allen St.	4-lane divided urban with sidewalk and multiuse path	PE ROW CST	Grants		\$2,000,000	\$2,000,000	\$200,000	
<b>CATEGORY EXPENDITURE</b>					<b>\$0</b>	<b>\$4,000,000</b>	<b>\$4,000,000</b>	<b>\$400,000</b>	<b>\$0</b>

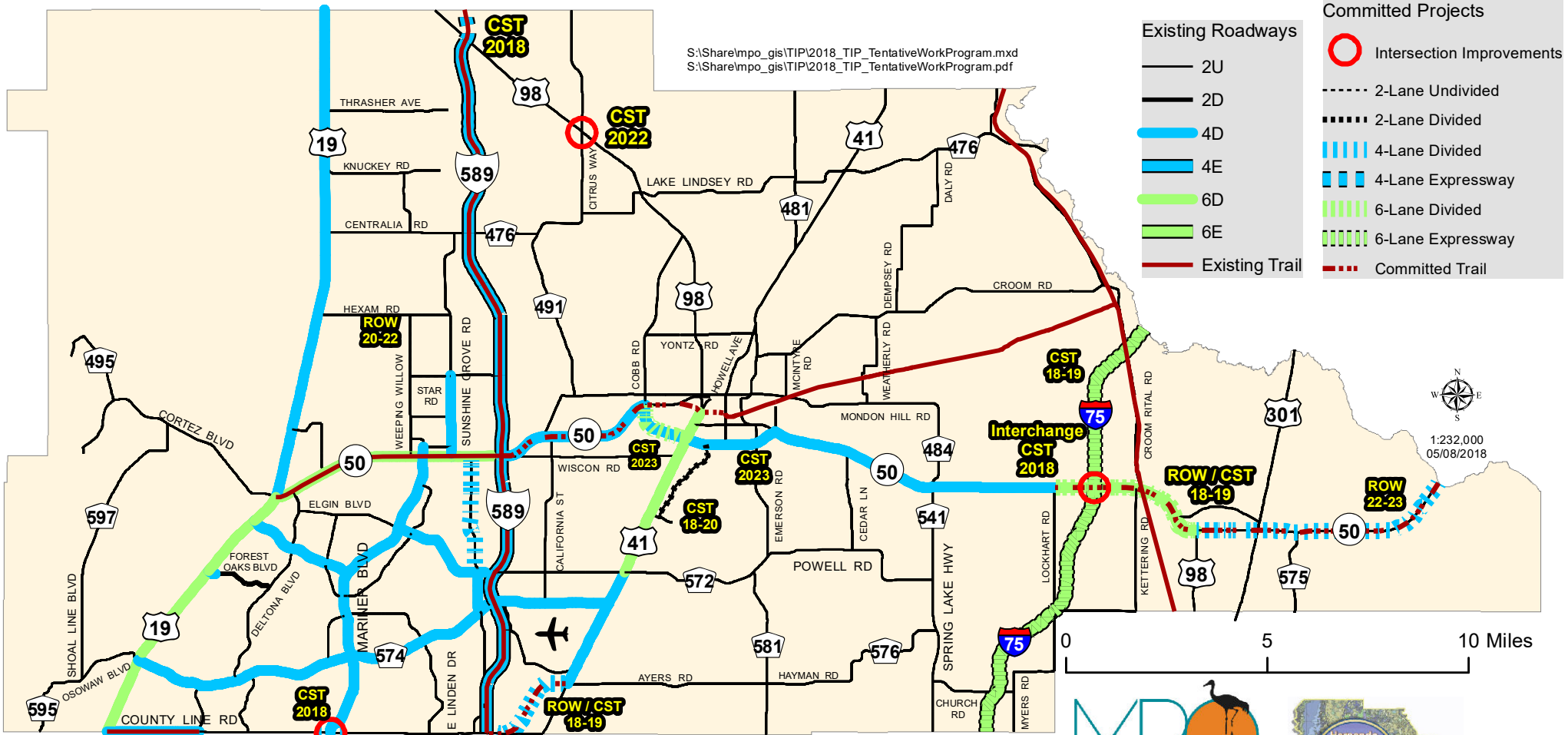
**SURFACE TREATMENTS**

No.	Name	Description	Phase	Fund	2018/19	2019/20	2020/21	2021/22	2022/23
1	<b>W. Citrus Springs Blvd.</b> From: N. Santos Dr. To: US 41 (N. Florida Ave.)	resurface	PE ROW CST	SCOP, gas tax			\$1,569,909		
2	<b>N. Deltona Blvd.</b> From: W. Homeway Loop To: W. Citrus Springs Blvd.	resurface	PE ROW CST	SCOP, gas tax			\$490,000		
3	<b>Forest Ridge Blvd.</b> From: CR 486 (W. Norvell Bryant Hwy.) To: CR 491 (N. Lecanto Hwy.)	resurface	PE ROW CST	SCOP, gas tax	\$1,019,857				
4	<b>CR 491 (S. Lecanto Hwy.)</b> From: W. Grover Cleveland Blvd. To: W. Ocala St.	resurface	PE ROW CST	SCOP, gas tax		\$1,926,621			
5	<b>S.Canary Palm Terrace</b> From: W. Green Acres St. To: CR 39 (W. Withlacoochee Trl.)	resurface	PE ROW CST	SCOP, gas tax			\$124,500		
6	<b>N. Citrus Springs Blvd.</b> From: US 41 (N. Florida Ave.) To: W. Oaklawn	resurface	PE ROW CST	SCOP, gas tax			\$1,225,000		
7	<b>E. Withlacoochee Trail</b> From: E. Scott Lane To: SR 200	resurface	PE ROW CST	SCOP gas tax			\$397,125		
8	<b>W. Yulee Drive</b> From: W. Bradshaw St To: US 19	resurface	PE ROW CST	SCOP gas tax			\$389,750		
9	<b>S. Great Oaks Drive</b> From: E. Floral Park Dr. To: E. Orange Age	resurface	PE ROW CST	SCOP gas tax			\$534,241		





# Hernando County FY 2019 - FY 2023: Transportation Improvement Program (TIP)



Source: Hernando County Property Appraiser  
GIS.Buildout\_Roads\_Class

ROW = Right-of-Way  
CST = Construction



## HERNANDO COUNTY PROGRAM PROJECTS TABLE

June 19, 2018

### CAPACITY AND REHABILITATION PROJECTS

No.	Name	Description	Phase	Fund	2018/19	2019/20	2020/21	2021/22	2022/23
1	<b>Barclay Ave.</b> From: San Antonio Rd. To: Powell Rd. / Elgin Blvd.	2 to 4 lane expansion	PE DES ROW CST	3334		\$6,000,000			
2	<b>Barclay Ave.</b> From: Lucky Lane To: San Antonio Rd.	2 to 4 lane expansion	PE DES ROW CST	3334 3334		\$520,000		\$1,250,000	\$1,250,000
3	<b>SR 50 Frontage Road</b> From: Kadri Blvd. To: Evergreen Woods Trail	2 lane frontage road with sidewalk	PE DES ROW CST	3334 3334	\$530,000	\$385,000			
4	<b>Coastal Way @ SR 50</b> From: SR 50 To: Chambord Street	add turn lanes Intersection Improvements	PE DES ROW CST	3331	\$590,000				
5	<b>Howell Ave @ US 41 Intersection Improvements</b>	Intersection Improvements (schedule w/LAP Project)	PE DES ROW CST	1015	\$75,000				
6	<b>Forest Oaks at US 19 Intersection Improvements</b>	Intersection Improvements add turn lanes and sidewalks	PE DES ROW CST	3334	\$900,000				
7	<b>Mariner West Frontage Rd</b> From: Evergreen Woods To: Mariner Blvd.	2-lane frontage road with sidewalks	PE DES ROW CST	3334 3334 3334	\$129,000	\$345,000	\$525,000		
8	<b>Cobblestone @ Spring Hill Drive Intersection Improvement</b>		PE DES ROW CST	1015 1015	\$63,000	\$175,000			
9	<b>SR 50 Frontage Road East of I-75/North &amp; South of SR 50</b>	2-lane frontage road with sidewalks	PE DES ROW CST	50/50 SPLIT 3332/ 3333	\$2,500,000		(<\$625K ea)		
10	<b>Mariner @ Landover South Intersection Improvements</b>	Signal upgrade for dedicated left turn lanes	PE DES ROW CST	1015 1015		\$125,000	\$450,000		

**HERNANDO COUNTY PROGRAM PROJECTS TABLE**

June 19, 2018

**CAPACITY AND REHABILITATION PROJECTS (Continued)**

No.	Name	Description	Phase	Fund	2018/19	2019/20	2020/21	2021/22	2022/23
11	<b>Star Road</b> From: Sunshine Grove To: Weeping Willow	Construct road and ROW to collector road standards	PE DES ROW CST	3331		\$250,000	\$250,000	\$250,000	
12	<b>Weeping Willow Road</b> From: Montour Street TO: Star Road	Construct road and ROW to collector road standards	PE DES ROW CST	3331 3331		\$250,000	\$250,000	\$250,000	
<b>CATEGORY EXPENDITURE</b>					<b>\$4,787,000</b>	<b>\$8,050,000</b>	<b>\$1,475,000</b>	<b>\$1,750,000</b>	<b>\$1,250,000</b>

**HERNANDO COUNTY PROGRAM PROJECTS TABLE**

June 19, 2018

**PAVEMENT MANAGEMENT - COLLECTOR**

No.	Name	Description	Phase	Fund	2018/19	2019/20	2020/21	2021/22	2022/23
1	<b>Lake Lindsey Phase 4</b> From: Snow Memorial Hwy. To: US 41	Widen with 4' shoulder and overlay	PE ROW CST	1022 1022			\$140,000	\$1,260,000	
2	<b>Croom Rd.</b> From: Jacobson Rd. To: 600' E. of Withrow Rd.	Mill and replace with 2" asphalt	PE ROW CST	1022				\$835,000	
3	<b>California St.</b> From: Spring Hill Dr. To: Wiscon Rd.	Mill and replace with 2" asphalt	PE ROW CST	1022		1,140,000			
4	<b>Thrasher Rd.</b> From: Mellon Rd. To: Pomp Pkwy.	Widening w. 2' shoulders overlay 1.5"	PE ROW CST	1022	\$51,000	\$480,000			
5	<b>Thrasher Rd.</b> From: US 19 To: Mellon Rd.	Widening w. 2' shoulders overlay 1.5"	PE ROW CST	1022	\$462,000				
6	<b>Culbreath Road</b> From: Pasco County Line To: Powell Rd.	Mill and replace with 2" asphalt Rebuild sections	PE ROW CST	1022	\$833,000	\$833,000	\$833,000		
7	<b>Cobb Rd.</b> From: SR 50 To: Ponce de Leon Blvd.	Mill and replace with 2" asphalt	PE ROW CST	1022			\$1,805,000		
<b>CATEGORY EXPENDITURE</b>					<b>\$1,346,000</b>	<b>\$2,453,000</b>	<b>\$2,778,000</b>	<b>\$2,095,000</b>	<b>\$0</b>

**HERNANDO COUNTY PROGRAM PROJECTS TABLE**

June 19, 2018

**CITY OF BROOKSVILLE**

No.	Name	Description	Phase	Fund	2018/19	2019/20	2020/21	2021/22	2022/23
1	<b>Governor Blvd.</b> From: SR 50 To: Southern Hills Blvd.	new 2-lane divided collector road	PE/CST	Developer Via D.A.					\$11,200,000
2	<b>Providence Blvd.</b> From: W. Jefferson St (SR 50-A) To: Emerald Springs Way	New 2-lane reverse frontage road	PE/ROW CST	RdlmFee IF/FDOT/EDA	\$2,053,289				
<b>CATEGORY EXPENDITURE</b>					<b>\$2,053,289</b>	<b>\$0</b>	<b>\$0</b>	<b>\$0</b>	<b>\$11,200,000</b>

# *Transportation Alternatives / Complete Streets Program*



## **TRANSPORTATION ALTERNATIVES/COMPLETE STREETS PROGRAM**

### **INTRODUCTION**

Federal transportation legislation provides specific set-aside funds designated for the construction of non-highway projects to enhance the quality of the local transportation system. The following Transportation Alternatives Program Priority (TAP) (included in the Complete Streets Projects) List depicts those projects which are eligible under the single funding source provided via that TAP. The projects listed below were selected through a ranking process. The Technical Advisory, Bicycle/Pedestrian Advisory, and Citizens Advisory committees suggested projects and provided comment on each project in relation to the overall goals, objectives, and policies of the comprehensive bicycle and pedestrian plans. The MPO Board selected the final ranking of the projects, as shown on the attached Complete Streets Project Priority List.

A small portion of Highway Trust Funds were earmarked for transportation alternative (TA) projects. TA funds are formula driven and allocated based on population. These funds cannot be expended on traditional highway construction projects. The new list of eligible projects which qualify for transportation alternative fund allocations include:

- 1) **Construction, planning, and design** of on-road and off-road trail facilities for pedestrians, bicyclists, and other non-motorized forms of transportation;
- 2) **Construction, planning, and design of infrastructure**-related projects and systems that will provide safe routes for non-drivers, including children, older adults, and individuals with disabilities to access daily needs;
- 3) **Conversion and use of abandoned railroad** corridors for trails for pedestrians, bicyclists, or other non-motorized transportation users;
- 4) **Construction of turnouts, overlooks, and viewing area;**
- 5) **Community improvement activities**, including:
  - o inventory, control, or removal of outdoor advertising;
  - o historic preservation and rehabilitation of historic transportation facilities;

- vegetation management practices in transportation rights-of-way to improve roadway safety, prevent against invasive species, and provide erosion control; and
- archaeological activities relating to impacts from implementation of a transportation project eligible under 23 USC;

6) **Any environmental mitigation activity**, including pollution prevention and pollution abatement activities and mitigation to:

- address stormwater management, control, and water pollution prevention or abatement related to highway construction or due to highway runoff; or
- reduce vehicle-caused wildlife mortality or to restore and maintain connectivity among terrestrial or aquatic habitats.



**CITRUS COUNTY BICYCLE AND PEDESTRIAN PROJECTS TABLE**

**June 19, 2018**

No.	Name	Description	Phase	Fund	2018/19	2019/20	2020/21	2021/22	2022/23
1	<b>N. Turkey Oak</b> From: CR 44 To: US 19	5' sidewalk	PE ROW CST	SRTS	\$315,181		\$482,791		
2	<b>Forest Ridge Elementary</b> From: CR486/Norvell Bryant To: W Lake Beverly Dr	5' sidewalk	PE ROW CST	SRTS			\$1,548,766		
3	<b>Pleasant Grove Elementary</b> From: Pleasant Grove Rd To: Druid Rd	5' sidewalk	PE ROW CST	SRTS		\$549,382			
4	<b>US 19 (SR55)</b> From: Cardinal St To: Green Acres St	Add lanes and Reconstruct	PE ROW CST	DDR					
5	<b>US 19/US98/SR55/S Suncoast Blvd</b> From: Hernando County Ln To: W Green Acres	Resurfacing	PE ROW CST	DDR		\$15,011,487			
6	<b>Withlacoochee-Dunnellon Trail Connector</b> From: N End Withlacoochee State Trail To: S End Dunnellon Trail	BikePath/Trail	PE ROW CST	TLWR	\$3,178,428				
<b>CATEGORY EXPENDITURE</b>					<b>\$3,493,609</b>	<b>\$15,560,869</b>	<b>\$2,031,557</b>	<b>\$0</b>	<b>\$0</b>

**HERNANDO COUNTY BICYCLE AND PEDESTRIAN PROJECTS TABLE**

June 19, 2018

No.	Name	Description	Phase	Fund	2018/19	2019/20	2020/21	2021/22	2022/23
1	<b>Brooksville Elementary School</b> From: Croom Rd. To: US 41 (Broad St.)	5' sidewalk on east side of Howell Ave.	PE ROW CST	TALL		\$279,750			
2	<b>Deltona Blvd.</b> From: Spring Hill Dr. To: Begonia St.	5' sidewalk	PE ROW CST	SRTS			\$373,379		
3	<b>Deltona Blvd.</b> From: Elgin Blvd To: SR 50/Cortez Blvd	5' sidewalk on west side of street	PE ROW CST	TA	\$58,680		\$143,080		
4	<b>Elgin Blvd</b> From: Deltona Blvd To: Mariner Blvd	5' sidewalk on south side of street	PE ROW CST	TA		\$102,070		\$741,771	
5	<b>Explorer K8 School</b> From: 2-mile radius of school	5' sidewalk	PE ROW CST	SRTS	\$104,407			\$793,377	
6	<b>Good Neighbor Trail Gap</b> From: SR50/Cortez Blvd To: Good Neighbor Trail	12' paved trail Resurfacing/Reconstruction	ROW ROW CST CST CST	DIH TLWR DIH TALT TLWR	\$2,877,970	\$1,000 \$3,122,030		\$798,339 \$1,623,827 \$14,762,064	
7	<b>Good Neighbor Trail Connector</b> From: Suncoast Pkwy To: SR50/Cortez Blvd	12' paved trail Resurfacing/Reconstruction	ROW PE CST CST	DIH TLWR		\$70,597 \$5,082,979			

## HERNANDO COUNTY BICYCLE AND PEDESTRIAN PROJECTS TABLE

June 19, 2018

*Hernando County Bicycle and Pedestrian Table continued*

No.	Name	Description	Phase	Fund	2018/19	2019/20	2020/21	2021/22	2022/23
8	<b>Landover Blvd</b> From: Northcliffe Blvd To: Elgin Blvd <b>Linden</b>	5' sidewalk	PE ROW CST	TA			\$95,367		
9	<b>Linden Dr.</b> From: County Line Rd To: Spring Hill Dr.	5' sidewalk	PE ROW CST	TA			\$95,435		
10	<b>Linden Dr.</b> From: Coronado Dr To: Spring Hill Dr.	5' sidewalk	PE ROW CST	TA	\$45,000		\$423,301		
11	<b>Quality Dr.</b> From: Mariner Blvd. To: Farnsworth Blvd.	5' sidewalk	PE ROW CST	TA	\$379,735				
12	<b>JD Floyd Elementary</b> From: 2-mile radius of school	5' sidewalks, painted crosswalks' and beacons	PE ROW CST	SRTS					\$464,273
13	<b>West Side Elementary School</b> From: 2-mile radius of school	5' sidewalks, painted crosswalks' and beacons	PE ROW CST	SRTS			\$299,073		
14	<b>Freeport Drive - Fox Chapel</b> From: 2-mile radius of school	5' sidewalks,	PE ROW CST	SRTS				\$270,555	
15	<b>Raley Road Eastside Elementary Sidewalks</b> From: SR 50 to Roper Road	5' sidewalks,	PE ROW CST	SRTS				\$238,996	
<b>CATEGORY EXPENDITURE</b>							<b>\$1,429,635</b>	<b>\$18,719,378</b>	<b>\$464,273</b>

# *Transit*



**Hernando County Transit System (TheBus) - Tentative Capital & Operating  
Draft Transportation Improvement Program  
FY 2018/19-FY 2022/23**

Project ID	Project Name	FY 2019	FY 2020	FY 2021	FY 2022	FY 2023	5-Year Total
<b>Capital Projects:</b>							
108210	Bus Stop Improvements	\$140,000	\$140,000	\$0	\$0	\$0	\$280,000
108200	Replace ADA Paratransit Van(s)	\$0	\$0	\$160,000	\$160,000	\$80,000	\$400,000
108190	Replace Heavy Duty Transit Vehicle(s)	\$450,000	\$450,000	\$450,000	\$450,000	\$0	\$1,800,000
108180	Transit Preventive Maintenance (Capital)	\$225,000	\$229,500	\$280,000	\$285,600	\$285,600	\$1,305,700
108220	Transit System Transfer Facility	\$0	\$100,000	\$0	\$0	\$0	\$100,000
109220	Transit Amenities	\$15,000	\$60,000	\$0	\$0	\$0	\$75,000
109240	Replace ADA Specialty Vehicle	\$0	\$50,000	\$0	\$0	\$0	\$50,000
<b>Total Capital</b>		<b>\$830,000</b>	<b>\$1,029,500</b>	<b>\$890,000</b>	<b>\$895,600</b>	<b>\$365,600</b>	<b>\$4,010,700</b>
<b>Funding Sources:</b>							
Federal Grant - Section 5307		\$830,000	\$1,029,500	\$890,000	\$895,600	\$365,600	\$4,010,700
<b>Operating &amp; Administrative Expenses:</b>							
Administrative Services, Fuel, Contract Services, Travel, Communications, Preventative Maintenance (Non-Capital), Legal Notices, Postage, Communications, General Operating Expenses							
<b>Funding Sources:</b>							
Federal Grant - Section 5307		\$898,432	\$907,416	\$916,490	\$925,655	\$934,912	\$4,582,906
Federal Grant - Section 5311		\$182,238	\$184,060	\$185,901	\$187,760	\$189,638	\$929,597
State Service Development Funding		\$86,334	\$87,197	\$0	\$0	\$0	\$173,531
State Block Grant		\$286,866	\$289,735	\$292,632	\$295,558	\$298,514	\$1,463,305
Local (Includes Farebox & Program Income)		\$637,575	\$643,951	\$650,390	\$656,894	\$663,463	\$3,252,273
<b>Total Operating &amp; Administrative</b>		<b>\$2,091,445</b>	<b>\$2,112,359</b>	<b>\$2,045,414</b>	<b>\$2,065,868</b>	<b>\$2,086,527</b>	<b>\$10,401,613</b>
<b>Total Transit Program</b>		<b>\$2,921,445</b>	<b>\$3,141,859</b>	<b>\$2,935,414</b>	<b>\$2,961,468</b>	<b>\$2,452,127</b>	<b>\$14,412,313</b>

Note: State and Federal grants are multi-year awards covering more than one fiscal year. Federal Grants are 100% Utilizing Softmatch State Toll Revenue credits (20%). Project administration is capitalized under federal grants. Grant funds estimated are based upon net expenses. Funding shown is subject to grant awards.

# *Transportation Disadvantaged*



**TRANSPORTATION DISADVANTAGED FIVE YEAR WORK PROGRAM  
FISCAL YEARS 2019-2023**

PROJECT DESCRIPTION	FISCAL YEARS				
	2019	2020	2021	2022	2023
<b>Citrus County</b>					
Section 5311 - Capital for fixed route	\$0	\$605,734	\$0	\$644,022	\$0
Section 5311 – Operating/Admin. assistance	\$800,000	\$825,000	\$850,000	\$875,000	\$900,000
Section 5310 – Operating assistance	\$0	\$0	\$0	\$0	\$0
Commission for the Transportation Disadvantaged – Planning Grant	MISC \$22,447 TDTF	MISC \$22,447 TDTF	MISC \$22,447 TDTF	MISC \$22,447 TDTF	MISC \$22,447 TDTF
<b>Hernando County</b>					
Section 5311 – Operating/Administrative Assistance	\$250,000 (Has not been awarded)	\$250,000	\$250,000	\$250,000	\$250,000
Section 5310 – Operating Assistance	\$258,000 (Has not been awarded)	\$300,000	\$325,000	\$350,000	\$375,000
CTD Trip & Equipment Grant	\$552,004 (Has not been awarded)	\$650,000	\$700,000	\$800,000	\$800,000
CTD Mobility Enhancement Grant	\$220,000 (Has not been awarded)	\$0	\$0	\$0	\$0
Shirley Conroy Grant	\$34,000 (Has not been awarded)	\$132,000	\$0	\$132,000	\$0
Commission for the Transportation Disadvantaged – Planning Grant	MISC \$23,237 TDTF	MISC \$23,237 TDTF	MISC \$23,237 TDTF	MISC \$23,237 TDTF	MISC \$23,237 TDTF

The amounts listed include the local funding match of the participating agency.

# *Appendix*





## **HERNANDO/CITRUS MPO STATE HIGHWAY SYSTEM LIST OF PRIORITY PROJECTS**

It is the policy of the Hernando/Citrus MPO that the following projects on the State Highway System should be implemented consistent with the attached List of Priority Projects, which were adopted by the MPO Board on June 19, 2018.

The MPO recognizes that actual construction dates will be a function of:

- 1) project development activities completed to date;
- 2) the complexity of the project development activities; and
- 3) available funding by eligible funding categories.

However, all efforts should be put forward to advance State highway projects with the following priority sequence.

The following List of Priority Projects was developed for the purpose of providing the FDOT with a sequence of projects for advancement in their work program for the respective Urban Areas. These lists include projects on the State, County and City transportation networks, and must be considered flexible to respond to the results of the requested Corridor Studies, continuing technical evaluations, and public comment. It is the intent of the MPO to periodically reevaluate priority lists as appropriate.



**HERNANDO/ CITRUS MPO**  
**MAJOR IMPROVEMENT and CONGESTION MANAGEMENT PROGRAMS**  
**FY 2019/2020 LIST OF PRIORITY PROJECTS**  
*Adoption June 19, 2018*

RANK	FPN	Agency	FACILITY	FROM	TO	ACTIVITY	PROJECT PHASE/ COST ESTIMATE
↓ FUNDED FOR CONSTRUCTION ↓							
<b>PRODUCTION</b>	411011 2,3,4	FDOT	I-75 (SR 93)	Pasco County	Sumter County	Add 2 lanes (existing 4)	Design Build/ \$140,379,975
	405270 1	FTPE	Suncoast Parkway II (SR 589)	US 98	CR 486 / Norvell Bryant Highway	New 4 lane Toll Road	CONST/ \$ 41,335,232
	405270 3	"	"	Hernando/Citrus Co. Line	S. of W. Grover Cleveland Blvd.	"	CONST/ \$ 89,774,831
	405270 4	"	"	S. of W. Grover Cleveland Blvd.	SR 44 (W. Gulf to Lake Hwy.)	"	CONST/ \$ 59,975,115
	430051 2	FDOT	SR 50/US 98 (Cortez Blvd.)	Lockhart Road	E. of Remington Road	Add 2 lanes (existing 4)	CONST/ \$ 4,931,393
	416732 4	FDOT	SR 50/US 98 (Cortez Blvd.)	Windmere Rd.	US 98 (McKethan Rd.)	Add 2 lanes (existing 4)	CONST/ \$ 23,493,112
	416732 3	FDOT	SR 50 (Cortez Blvd.)	US 98 (McKethan Rd.)	US 301 (Treiman Blvd.)	Add 2 lanes (existing 2)	CONST/ \$ 22,462,315
	257298 5	FDOT	CR 578 (County Line Rd.)	Toll 589 (Suncoast Pkwy.)	US 41 (Broad St.)	Construct 4 lanes	CONST/ \$ 28,333,252
	257298 6	FDOT	CR 578 (County Line Rd.)	Springtime St.	E. of Mariner Blvd.	Construct 4 lanes	CONST/ \$10,785,542
	4058220 2	FDOT	US 19 (SR 55)/US 98	W. Green Acres St.	W. Jump Ct.	Add 2 lanes (existing 4)	CONST/ \$ 29,268,982
	4058220 3	FDOT	US 19 (SR 55)/US 98	W. Jump Ct.	W. Fort Island Trail	Add 2 lanes (existing 4)	CONST/ \$ 37,962,912
	4344981	Citrus Co.	CR 491 (N. Lecanto Hwy.) Phase 1	W. Laurel St.	S. of W. Audubon Park Path	Add 2 lanes (existing 2)	CONST/\$17,866,368
	416733 2	FDOT	SR 50 Bypass	CR 485 (Cobb Rd.)	W. of Buck Hope Road	Add 2 lanes (existing 4)	CONST/\$13,488,428
416735 1	FDOT	SR 50 Bypass	W. of Buck Hope Road	Jefferson Street (50A)	Add 2 lanes (existing 4)	CONST/\$34,053,371	
↓ NOT FUNDED FOR CONSTRUCTION ↓							
1	257165 1	FDOT	US 41 (SR 45) (N. Florida Ave.)	SR 44 (E. Gulf to Lake Hwy.)	E. Arlington St.	Add 2 lanes (existing 2)	ROW/\$ 4,127,000 (funded) CONST/
2	257165 2	FDOT	US 41 (SR 45) (N. Florida Ave.)	E. Arlington St.	SR 200 (N. Carl G Rose Hwy.)	Add 2 lanes (existing 2)	ROW/
3		Hernando Co.	SR 50 (Cortez Blvd.)	Weeping Willow Street	Sunshine Grove Road	Congestion Project	CONST / \$1,470,788
4		Citrus Co.	US 41 (N. Florida Ave.) (SR 45)	N. Independence Hwy.	Intersection	Congestion Project	
5	435859 2	FDOT	SR 50 (Cortez Blvd.)	US 301/SR 35 (Treiman Blvd.)	Hernando/Sumter Co. Line	Add 2 lanes (existing 2)	PE/ \$ 3,000,000
6		FDOT	US 41/SR 50A One Way Pairs	W. of Mildred Ave.	US 41/SR 50A intersection	Complete Streets	PE
7		Citrus Co.	Croft Ave.	SR 44 (E. Gulf to Lake Hwy.)	E. Hayes St.	Add 2 lanes (existing 2)	PE
8		FDOT	US 98 Realignment to (CR 485)	US 98 (Ponce de Leon Blvd.)	SR 50 (Cortez Blvd.)	Add 2 lanes (existing 2)	PD&E
9		Citrus Co.	CR 490A (W. Grover Cleveland Blvd.)	US 19 (SR 55)/US 98	CR 491 (S. Lecanto Hwy.)	Add 2 lanes (existing 2)	PE
10		Citrus Co.	CR 491 (N. Lecanto Hwy.)	W. Pine Bridge Blvd.	US 41/SR 45	Add 2 lanes (existing 2)	PE
11	438613 1	FDOT	US 41 (SR 45) (Broad St.)	Spring Hill Dr.	Powell Rd.	Add 2 lanes (existing 4)	PE
12		Citrus Co.	CR 490 (Homosassa Trail)	US 19 (SR 55)/US 98	SR 44 (W. Gulf to Lake Hwy.)	Add 2 lanes (existing 2)	PE
13		Citrus Co.	US 19 (SR 55)/US 98	Cardinal Street	Green Acres	Add 2 lanes (existing 4)	PE

Blue - Hernando County  
 Orange - Citrus County

**Terms Key**

CONST  
 PD&E  
 PE  
 ROW

Construction  
 Project Development and Environment  
 Preliminary Engineering/Design  
 Right-of-Way



**HERNANDO/ CITRUS MPO  
CONGESTION MANAGEMENT PROGRAM  
FY 2019/2020 LIST OF PRIORITY PROJECTS  
Adoption June 19, 2018**

PRIORITY	FPN/ Agency	Agency	ROADWAY	LOCATION	PROJECT DESCRIPTION
<b>FULLY FUNDED</b>					
	257298 6	FDOT	CR 578 (County Line Rd.)	CR 587 (Mariner Blvd. Intersection)	Multi-Lane Intersection Improvement
<b>UNFUNDED/PARTIALLY FUNDED</b>					
1			SR 50 (Cortez Blvd.)	Weeping Willow St. to Sunshine Grove Rd.	Traffic management and frontage road action plan
2			CR 578 (County Line Rd.)	Waterfall Blvd. Intersection	Signalization with turn lanes

PRIORITY			ROADWAY	LOCATION	PROJECT DESCRIPTION
<b>UNFUNDED/PARTIALLY FUNDED</b>					
1			US 41 (N. Florida Ave.) (SR 45) N. Independence Hwy.	Inverness	Intersection Improvement
2			US 41 (S. Florida Ave.) (SR 45)/SR 48 (E. Orange Ave.)	Floral City	Intersection Improvement
3			US 41/SR 44/E. Highland Blvd.	Inverness	Intersection Improvement

Blue - Hernando County

Orange - Citrus County



**Citrus County**  
**FY 2019/2020**  
**Complete Streets Priority Projects**  
*Adoption June 19, 2018*

Project Rank	FPN / Resp. Agency	Project/Description	From	To	Area	Project Type	Project Phase/ Year
PRODUCTION	4325811 / FDOT	W. Yulee Dr. - Sidewalk	W. Central St.	US 19 (S Suncoast Blvd.)	CC	TA	CST 2018
	4375141 / FDOT	US 19/SR 55/S. Suncoast Blvd. - Multi-Use Trail	Hernando/Citrus County Line	W. Green Acres St.	CCR	RRR	CST 2020
	4058223 / FDOT	US 19/SR 55/S. Suncoast Blvd. - Multi-Use Trail	W. Jump Ct.	Ft. Island Trail	CC/CR	RRR	CST 2018
	4396981 / FDOT	Forest Ridge Elementary - Phase I Sidewalk	W. Norvell Bryant Hwy (CR 486)	W. Lake Beverly Dr.	CC	SRTS	CST 2021
	4373491 / FDOT	Withlacoochee State Trail (WST) Connector	WST Northern Terminus	Dunnellon Trailhead	CC	ST	CST 2019
	4396991 / FDOT	Pleasant Grove Elementary (CR 581) - Sidewalk	Pleasant Grove Rd.	W. Gulf to Lake Hwy (SR 44)	CC/INV	SRTS	CST 2020
	4411041 / FDOT	N Turkey Oak Dr.	SR 44	US 19	CC/INV	SRTS	CST 2021
1		Withlacoochee State Trail (WST) - Rehabilitation	Hernando/Citrus County Line	Citrus/Marion County Line	CC	ST	Application Submitted
2		Forest Ridge Elementary - Phase II Sidewalk	W. Lake Beverly Dr.	N. Lecanto Hwy (CR 491)	CC	TA	Application Submitted
3		Crystal River Middle School - Covered Sidewalk	On-Site		CCR	SRTS	
4		Rock Crusher Elementary - Sidewalk	W. Homosassa Trail (CR 490)	Duval Island Boat Ramp	CC	TA	
5		Three Sisters Springs Connector - Multi-Use Trail	US 19/Kings Bay Drive	486 Trail	CC/CCR	TA	Consultant Study Complete
6		Ft. Island Trail - Multi-Use Trail	Gulf of Mexico	Three Sisters Trail	CC/CCR	TA	Consultant Study Complete
7		Floral City Sidewalks/Bicycle Route	Floral City	Floral City	CC	TA	Under Review
8		Sugarmill Woods - Multi-Use Trail along US 98	Oak Village Blvd.	Trailhead/Parking lot near the Suncoast Parkway I	CC	TA	
9		W. Cardinal St. - Sidewalk	US 19 (S. Suncoast Blvd.)	S. Lecanto Hwy (CR 491)	CC	TA	
10		E. Vine St & E. Gospel Is. Rd.- Sidewalk	N. Apopka Ave.	W. Gulf to Lake Hwy (SR 44)	CC	TA	
11		N. Independence Hwy. - PS/Sidewalk	E. Gulf to Lake Hwy (SR 44)	N. Florida Ave (US 41)	CC	TA	
12		US 19 Trailhead & Crossing	Crosstown Trail at US 19 - (In City of Crystal River)		CR	TA	
13		South Apoka Connector - Phase I	Dampier St.	Highland Blvd.	CC/INV	TA	
14		W. Halls River Rd. (CR 490A) - Sidewalk	S. Riverview Circle	US 19 (S. Suncoast Blvd.)	CC	TA	
15		Eden Dr. Connector/Sidewalk	WST	Martinis Dr.	CC/INV	TA	
16		Forest Dr. Sidewalk	W. Main St. (SR44)	Independence Hwy.	CC	TA	
17		Turner Camp Rd./Ella Ave. - PS/Sidewalk	US 41	Inverness MS	CC	TA	
18		Citrus Springs Blvd. - Bicycle Lane/PS	Dunklin Blvd.	W. Deltona Blvd.	CC	TA	
19		Elkcam Blvd. - Bicycle Lane/PS	Pine Ridge Blvd	N Citrus Springs Blvd.	CC	TA	
20		Pine Ridge Blvd. - Bicycle Lane/PS	CR 486	Pine Ridge Blvd. Trail	CC	TA	
21		South Apoka Connector - Phase II	Highland Blvd.	E Anna Jo Dr.	CC/INV	TA	
22		Mossy Oak Sidewalk	US 41 and Eden Dr.	WST	WST	TA	
23		Sugarmill Woods Bicycle Lane along: a. W. Oak Park Blvd. b. Cypress Blvd. E c. Corkwood Blvd.	Shoppes at Sugarmill Woods W. Oak Park Blvd. W. Oak Park Blvd.	Corkwood Blvd. Cypress Circle E Cypress Blvd. E	CC CC CC	TA TA TA	
U		Suncoast Parkway - Ext. to 486	CR 491 - possible trail extension	CR 486 trail	CC	TA	ROW issues
U		W. Miss Maggie Dr. (CR 480) - Sidewalk/PS	Chassowitzka River Campground	US 19 (S. Suncoast Blvd.)	CC	TA	ROW issues

**Terms Key**

<b>CC</b>	Citrus County	<b>P</b>	Programmed for a production phase	<b>ST</b>	SunTrail Funding
<b>CCR</b>	City of Crystal River	<b>PE</b>	Preliminary Engineering/Design	<b>TA</b>	Transportation Alternatives
<b>CR</b>	Crystal River	<b>PS</b>	Paved Shoulders	<b>U</b>	Unranked
<b>CST</b>	Construction	<b>ROW</b>	Right-of-Way	<b>WST</b>	Withlacoochee State Trail
<b>INV</b>	Inverness	<b>RRR</b>	Resurfacing, Restoration and Rehabilitation	<b>RED</b>	New Projects
<b>OGT</b>	Office of Greenways & Trails	<b>SRTS</b>	Safe Routes to School	<b>REHAB</b>	Rehabilitation (funding TBD)



**Hernando County  
FY 2019/2020  
Complete Streets Priority Projects  
Adoption June 19, 2018**

Project Rank	FPN Resp. Agency	Project/Corridor	From	To	Area	Project Type	Project Phase/Year
<b>PRODUCTION</b>	4343091 FDOT	Spring Hill Elementary - Sidewalk (SRTS Application)	w/n 2-mile radius of school		HC	SRTS	CST 2018
	4336951 FDOT	Deltona Blvd. - Sidewalk	Deltona Elem. School	Philatelic Dr.	HC	TA	CST 2018
	4279963 FDOT	Powell Rd. - Sidewalk/Multi-Use Trail	Spring Park Way	California St.	HC	TA	CST 2018
	4344991 FDOT	Quality Dr./Medical Blvd. - Sidewalk	Mariner Blvd.	Farnsworth Blvd.	HC	TA	CST 2018
	4367111 FDOT	Explorer K-8 - Sidewalks (SRTS Application)	w/n 2-mile radius of school		HC	SRTS	CST 2022
	4367101 FDOT	JD Floyd K-8 - Sidewalks (SRTS Application)	w/n 2-mile radius of school		HC	SRTS	CST 2023
	4367121 FDOT	Brooksville Elementary - Sidewalk (SRTS Application)	w/n 2-mile radius of school		COB	SRTS	CST 2020
	4367091 FDOT	Westside Elementary - Sidewalk (SRTS application)	w/n 2-mile radius of school		HC	SRTS	CST 2020
	4372642 FDOT	GNT Gap Connector Trail - Multi-Use Trail	SR50/Cortez Blvd.	GNT Trailhead	HC/COB	ST	CST 2020
	4357201 FDOT	West GNT Trail Connector - Multi-Use Trail	W Suncoast PKWY	SR 50/Cortez Blvd.	HC/COB	ST	CST 2020
	4395091 FDOT	Deltona Blvd. - Sidewalk	Elgin Blvd.	SR 50	HC	TA	CST 2021
	4367081 FDOT	Deltona Blvd. - Sidewalk	Spring Hill Dr.	Begonia St.	HC	TA	CST 2021
	4337141 FDOT	E. Linden Dr. - Sidewalk	Coronado Dr.	Spring Hill Dr.	HC	TA	CST 2021
	4386511 FDOT	S Linden Dr. - Sidewalk	County Line Rd.	Spring Hill Dr.	HC	TA	PE 2022
	4395081 FDOT	Elgin Blvd. - Sidewalk	Deltona Blvd.	Mariner Blvd.	HC	TA	CST 2022
4374841 FDOT	W. Landover Blvd.	Northcliffe Blvd.	Elgin Blvd.	HC	TA	PE 2021	
4411071 FDOT	Eastside Elementary - Sidewalk	w/n 2-mile radius of school		HC	SRTS	PE 2022	
4411031 FDOT	Fox Chapel Middle School - Sidewalk	w/n 2-mile radius of school		HC	SRTS	PE 2022	
1		Sunshine Grove Rd. - Sidewalk	Ken Austin Pkwy.	Hexam Rd.	HC	TA	Application Submitted
2		California St./Powell Rd. - Sidewalk	Spring Hill Dr./California St.	Powell Rd./Rowan Rd.	HC	TA	Application Submitted
3		Cobblestone Dr. - Sidewalk	Pinehurst Dr.	County Line Rd.	HC	TA	Application Submitted
4		W. Linden Dr. - Sidewalk	Spring Hill Dr.	Mariner Blvd.	HC	TA	Application Submitted
5		Amero Ln. - Sidewalk	Coronado Dr.	Anderson Snow Rd.	HC	TA	Application Submitted
6		Nightwalker Rd. - Sidewalk	Cortez Blvd. (SR 50)	Madrid Rd.	HC	TA	Application Submitted
7		Good Neighbor Trail (GNT) - Rehabilitation	Jefferson St.	Jasmine St.	COB	TA	Application Submitted
8		Withlacoochee State Trail (WST) - Reconstruction	Pasco/Hernando County Line	Citrus/Marion County Line	HC	TA	No Application
9		Suncoast Trail/U.S. 98 - Trailhead/Restroom	Suncoast Trail/US 98		HC	TA	No Application
10		Spring Hill Dr. - Sidewalk	US 19	Ken Lake Ave.	HC	TA	No Application
11		Spring Hill Dr. - Sidewalk	Spring Park Way	US 41	HC	TA	Application Submitted
12		North Ave. - Sidewalk	Howell Ave.	Zoller St.	COB	TA	ROW issues
13		Kass Circle Improvements	Kass Circle		HC	TA	Under Review
14		Suncoast Trail (SCT) - Rehabilitation	County Line Rd	US 98	HC	TA	Application Submitted

**Terms Key**

<b>CST</b>	Construction	<b>P</b>	Programmed for a production phase	<b>SRTS</b>	Safe Routes to School	<b>WST</b>	Withlacoochee State Trail
<b>COB</b>	City of Brooksville	<b>PE</b>	Preliminary Engineering/Design	<b>ST</b>	SunTrail Funding	<b>RED</b>	New Projects
<b>GNT</b>	Good Neighbor Trail	<b>PS</b>	Paved Shoulders	<b>TA</b>	Transportation Alternatives	<b>REHAB</b>	Rehabilitation (funding TBD)
<b>HC</b>	Hernando County	<b>ROW</b>	Right-of-Way	<b>TBD</b>	To Be Determined		
<b>OGT</b>	Office of Greenways & Trails	<b>RRR</b>	Resurfacing, Restoration and Rehabilitation	<b>U</b>	Unranked		



**FY 2019/2020  
Transportation Alternatives (TA) Rehabilitation List of Priority Projects\*  
Adoption June 19, 2018**

**Hernando County**

<b>Project Rank</b>	<b>Project/Corridor</b>	<b>Distance</b>	<b>From</b>	<b>To</b>	<b>Area</b>	<b>Project Phase/Year</b>
1	<b>Good Neighbor Trail (GNT) - Resurfacing/Reconstruction</b>		Jefferson St.	Jasmine Rd.	COB	Application Submitted
2	<b>Withlacoochee State Trail (WST) - Resurfacing</b>					
	Section a	3.15 Miles	Pasco/Hernando Border	SR 50	HC	No Application
	Section b	5.15 Miles	SR 50	Croom Rd.	HC	No Application
	Section c	5.90 Miles	Croom Rd.	Hernando/Citrus Border	HC	No Application
3	<b>Suncoast Trail (SCT) - Resurfacing/Reconstruction</b>					No Application
	Section a		County Line Rd.	Spring Hill Dr.	HC	
	Section b		Spring Hill Dr.	SR 50	HC	
	Section c		SR 50	Centralia Rd.	HC	
	Section d		Centralia Rd.	US 98	HC	

**Terms Key**

P Programmed for a production phase

PE Preliminary Engineering (Design)  
CST Construction

GNT Good Neighbor Trail  
WST Withlacoochee State Trail

\* Annual Rehabilitation program funding is to be in the range of \$400,000 to \$2,000,000.

**Citrus County**

<b>Project Rank</b>	<b>Project/Corridor</b>	<b>Distance</b>	<b>From</b>	<b>To</b>	<b>Area</b>	<b>Project Phase/Year</b>
1	<b>Withlacoochee State Trail (WST) - Resurfacing</b>					No Application
	Section d	6.38 Miles	Citrus/Hernando County Border	Floral City	CC	
	Section e	6.97 Miles	Floral City	North Apopka Ave.	CC	
	Section f	5.07 Miles	North Apopka Ave.	Norvell Bryant Hwy.	CC/INV	
	Section g	5.05 Miles	Norvell Bryant Hwy.	CR 491	CC	
	Section h	5.34 Miles	CR 491	Citrus/Marion County Border	CC	

**Terms Key**

P Programmed for a production phase

PE Preliminary Engineering (Design)  
CST Construction

SCT Suncoast Trail  
WST Withlacoochee State Trail  
INV City of Inverness

\* Annual Rehabilitation program funding is to be in the range of \$400,000 to \$2,000,000.

# *Transportation Improvement Program Amendments*



**APPEND TIP AMENDMENTS HERE AS APPROVED**