



**HERNANDO/CITRUS
METROPOLITAN PLANNING
ORGANIZATION**

1661 Blaise Drive
Brooksville, FL 34601
Telephone: 352.754.4082
Fax: 352.754.4420

TRANSPORTATION IMPROVEMENT PROGRAM

FISCAL YEARS 2019 - 2023

ADOPTION: JUNE 19, 2018

Amendment: September 18, 2018

(Intentionally Left Blank)

HERNANDO/CITRUS METROPOLITAN PLANNING ORGANIZATION (MPO)

Hernando County

Commissioner Wayne Dukes, Chairman

Commissioner John Allocco

Commissioner Steve Champion

Commissioner Jeff Holcomb

Commissioner John Mitten, Alternate

Citrus County

Commissioner Jeff Kinnard, Vice-Chairman

Commissioner Ronald Kitchen

Commissioner Scott Carnahan, Alternate

Commissioner Jimmie T. Smith, Alternate

City of Brooksville

Vice Mayor Robert Battista

Council Member William Kemerer, Alternate

City of Crystal River

Council Member Pat Fitzpatrick

Council Member Robert Holmes, Alternate

City of Inverness

Council Member Cabot McBride

Council Member Jacquie Hepfer, Alternate

Florida Department of Transportation, Nonvoting Advisor

David Gwynn P.E., Secretary

HERNANDO/CITRUS METROPOLITAN PLANNING ORGANIZATION

Steven Diez, JD, MPO Executive Director

The preparation of this report has been financed in part through grant[s] from the Federal Highway Administration and Federal Transit Administration, U.S. Department of Transportation, under the State Planning and Research Program, Section 505 [or Metropolitan Planning Program, Section 104(f)] of Title 23, U.S. Code. The contents of this report do not necessarily reflect the official views or policy of the U.S. Department of Transportation.

ADOPTION: JUNE 19, 2018
Amendment: September 18, 2018

Table of Contents

ENDORSEMENT	7
INTRODUCTION.....	8
Purpose	9
Financial Plan	10
Project Selection Process	10
Project Consistency with Local Plans	11
Annual Listing of Projects.....	11
Project Priority Statement	12
Hernando/Citrus MPO Transportation Performance Measures/TIP Compliance	13
Major Projects	22
Public Involvement	24
Certification.....	24
FIVE-YEAR FUNDED PROJECTS.....	25
Introduction	26
Phase Code Description & Index of Funding Codes Present In FDOT Work Program	27
Transportation Definitions & Acronyms.....	28
Full Project Costs and Other Project Details.....	31
Florida Department of Transportation 5-Year TIP – Citrus and Hernando Counties	34
Highways	34
Turnpike	66
Transportation Planning	70
Maintenance	72
FLP: Aviation	74
FLP: Transit.....	79
Miscellaneous	83
Federal, State and Local Funding Summary Table - Citrus and Hernando Counties	87
Fiscal Constraint	89

Table of Contents (Continued)

LOCAL GOVERNMENT ROADWAY WORK PROGRAMS	90
TIP Map - FY 2019-2023– Citrus County	91
Program Projects Table – Citrus County.....	92
TIP Map - FY 2019-2023 Hernando County	94
Program Projects Table – Hernando County.....	95
TRANSPORTATION ALTERNATIVES/COMPLETE STREETS PROGRAM (FY 2018 – FY 2023)	99
Introduction	100
Bicycle and Pedestrian Projects Table – Citrus County.....	102
Bicycle and Pedestrian Projects Table – Hernando County.....	103
TRANSIT	105
Hernando County Transit System	106
TRANSPORTATION DISADVANTAGED	107
Transportation Disadvantaged Five Year Work Program Table – Citrus and Hernando Counties	108
APPENDIX	109
Hernando/Citrus MPO State Highway System List of Priority Projects	110
Hernando/Citrus MPO Major Improvement Program List of Priority Projects (FY 2019/2020).....	111
Hernando/Citrus MPO Congestion Management Program List of Priority Projects (FY 2019/2020)	112
Citrus County Complete Streets List of Priority Projects (FY 2019/2020)	113
Hernando County Complete Streets List of Priority Projects (FY 2019/2020)	114
Hernando and Citrus Counties Transportation Alternatives Rehabilitation List of Priority Projects (FY 2019/2020).....	115
TRANSPORTATION IMPROVEMENT PROGRAM AMENDMENTS	116
FY 2018/19 Annual Roll-Forward Amendment	117

HERNANDO/CITRUS MPO
TRANSPORTATION IMPROVEMENT PROGRAM
(FISCAL YEARS 2019 through 2023)


ENDORSEMENT

This document was prepared by the Hernando/Citrus MPO Staff, and was developed consistent with State/Federal Requirements, in cooperation with the Florida Department of Transportation (FDOT) District Seven Office, Hernando County Transportation Services, the Citrus County Engineering Division, the City of Brooksville, the City of Crystal River, and the City of Inverness.

The Hernando/Citrus Metropolitan Planning Organization (MPO), at its regular meeting on June 19, 2018, endorsed the FY 2019 through FY 2023 Hernando/Citrus Transportation Improvement Program (TIP).


Further, it is hereby certified that the planning process of the Hernando/Citrus Area Transportation Study is being carried on in conformance with the provisions of 23 C.F.R. 450, 23 U.S.C. 134, and 339.175 (7) F.S.

This certification determination is being made based on an in-depth review, utilizing a checklist provided by FDOT and covering all aspects of the transportation planning process in the Spring Hill Urbanized Area, the Homosassa Springs-Beverly Hills- Citrus Springs Urbanized Area, and the remainder of Hernando County and Citrus County.



Wayne Dukes, Chairman
Hernando/Citrus MPO

Date: June 19, 2018

APPROVED AS TO FORM
AND LEGAL SUFFICIENCY
BY 

MPO Attorney

Introduction



HERNANDO/CITRUS MPO TRANSPORTATION IMPROVEMENT PROGRAM (TIP)

INTRODUCTION

The Hernando/Citrus Transportation Improvement Program (TIP) is developed and updated annually as part of the Hernando/Citrus Area Transportation Study Certification Process. Preparation and maintenance of the TIP is one of several prerequisites to continued receipt of Federal Assistance for Transportation Improvements.

The TIP, a multimodal program consisting of improvements recommended from the transportation systems management and long-range elements of the Transportation Plan, is developed through a continuing comprehensive and coordinated effort involving the Florida Department of Transportation (FDOT). The FDOT's Final Tentative Five Year Work Program is the basic input source for the Strategic Intermodal System (SIS), National Highway System (NHS), non-NHS, and Mass Transit portions of the TIP. Data required for the balance of the TIP is assembled from input provided through the Technical Advisory Committee, the Transportation Systems Operations Committee, the Bicycle/Pedestrian Advisory Committee, and the Citizens Advisory Committee.

Purpose

It is the purpose of this narrative to provide information to the Federal Highway Administration (FHWA) on the Transportation Improvement Program (TIP) development process which:

- Depicts the Hernando/Citrus MPO's five-year priorities for the expenditure of federal funds for major funding categories by state fiscal year;
- Identifies all modes of transportation projects within the metropolitan areas to be funded via Title 23 U.S.C. and the Federal Transit Act;
- Demonstrates that the TIP is financially constrained; and
- Provides assurance to the FHWA that the project selection process has been carried out in accordance with federal requirements (23 C.F.R. 450).

The contents of this document include a brief description of the project selection process that was used for the development of the Hernando/Citrus MPO Transportation Improvement Program (TIP).

Financial Plan

The federally funded projects contained within the TIP are financially constrained for each year of the program (See table on page 80). Current and proposed Federal, State and locally dedicated revenue sources are reliable and provide a high level of assurance that the Tentative Work Program will be fully implemented.

Project Selection Process

The federally funded projects included within this Transportation Improvement Program were selected in accordance with Title 23, CFR 450.330(b). The project selection process with the Florida Department of Transportation (FDOT), Federal Highway Administration (FHWA), Federal Transit Administration (FTA), the Hernando/Citrus MPO, the Community Transportation Coordinator (CTC), and the municipalities within the urbanized area of the MPO resulted in the adoption of a State of Florida Department of Transportation Five Year Work Program for FY 2019-2023. Projects funded by Title 23 and Title 49 funds and all regionally significant projects in this TIP reflect year of expenditure (YOE) costs based on the year in which funding is anticipated to be available consistent with the requirements of 23 CFR Part 450.324(a) and 339.175(8), F.S.

Components of this process include project prioritization by the MPO, the FDOT Tentative Work Program public hearing, and local government project review. A brief description of each of these components includes:

- Project Prioritization by the MPO - The MPO, working through its Technical Advisory, Bicycle/Pedestrian Advisory, and Citizens Advisory committees (a part of the public involvement process), prioritized projects on the State Highway System based upon necessity of project construction. Prioritization includes a technical analysis of State maintained roadways considering such variables as level of service, cost of upgrading the facility, and project connectivity with the existing roadway system.
- Florida Department of Transportation (FDOT) Tentative Work Program Public Hearing - FDOT conducted an on-line Public Meeting for the Tentative Work Program that provided interactive maps, videos, downloadable/searchable documents, and opportunity to comment on projects in the Tentative Work Program. FDOT also presented highlights from the Tentative Five-Year Work Program at MPO Board and committee meetings fall of 2017, making all documents and maps available and held a full-day open house at FDOT headquarters in Tampa on October 23, 2017. The public was encouraged to submit comments throughout the D7 Work Program website or by mailing in comments.
- Local Government Project Review - As part of the local adoption of the Hernando/Citrus MPO Transportation Improvement Program, the process nominally includes a public hearing, as well as review by the Technical Advisory and Citizens Advisory

committees. The TIP adoption process enables a project prioritization selection to be completed by the MPO, adequate funding to be anticipated, and project phasing to be developed.

Project Consistency with Local Plans

The project selection process used for adoption of the Hernando/Citrus MPO TIP is based upon the requirements of the Federal surface transportation legislation of 2015, Fixing America's Surface Transportation FAST Act.

Regarding project selection, the adopted Hernando/Citrus TIP is consistent with the following FHWA work program development requirements:

- Only major categories of federal funding are included within the TIP.
- The federally funded projects within the TIP have been reviewed and found to be consistent with the MPO priorities as determined through the project selection process.
- The projects selected for the Hernando/Citrus TIP are consistent with the Florida Department of Transportation's adopted Work Program; the Brooksville-Tampa Bay Regional, Crystal River and Inverness Airport Master Plans, the Hernando/Citrus MPO 2040 Long Range Transportation Plan, the FY 2015-2024 Hernando County Transit Development Plan, the Transportation Disadvantaged Program as incorporated in the Transportation Disadvantaged Service Plan (TDSP) for both Hernando County and Citrus County, FY 2016-2025 Citrus County Transit Development Plan and the adopted comprehensive plans of the six affected local governments, which include Hernando County, Citrus County, the City of Brooksville, the City of Crystal River, the City of Inverness, and the City of Weeki Wachee.
- Based upon the project selection process and anticipated funding levels from Federal, State and local funding sources are reasonably expected to be available for all projects within the Transportation Project Listings.

Annual Listing of Projects

Pursuant to the provisions of 23 U.S.C. 134 (j)(7)(B) and 49 U.S.C. 5303(c)(5)(B), and Subsection 339.175 (7) (h), F.S., the MPO has published an annual listing of projects for which Federal funds have been obligated in the preceding year.

These projects are summarized on pages 81 through 82 and on the MPO's website at: <http://www.hernandocitrusmpo.us/programs-plans/transportation-improvement-tip#>, under TIP in the Programs and Plans section. Additionally, for greater public access, links for excerpts to the List of Priority Projects, a map of the Priority Projects are provided below the main document.

Project Priority Statement

The development of the FDOT Final Tentative Five-Year Work Program includes those projects approved by the MPO within the List of Priority Projects (LOPP). The LOPP's Major Improvement & Congestion Management, and Complete Streets (formerly known as Transportation Alternatives) categories, contain projects that are considered of highest priority for improvement by the MPO and its advisory committees. The criteria for the ranking of transportation projects include: existing and projected facilities levels of service; safety considerations; anticipated funding levels; ability to complete the project; and overall modal performance and system connectivity. Consistent with federal requirements and the LRTP, the prioritization process takes into account the recommendations of the MPO's advisory committees. Facility specific projects are ranked consistent with the LRTP's prioritization of the major transportation corridors within the MPO's jurisdiction. Consistent with the adopted Public Participation Plan (PPP), the MPO holds at least one public meeting prior to the TIP adoption.

Hernando/Citrus MPO Transportation Performance Measures/ Transportation Improvement Plan (TIP) Compliance

Introduction

The Moving Ahead for Progress in the 21st Century Act (MAP-21) requires State DOTs and MPOs to conduct performance-based planning by tracking performance measures and setting data-driven targets to improve those measures. Performance-based planning ensures the most efficient investment of federal transportation funds by increasing accountability, transparency, and providing for better investment decisions that focus on key outcomes related to seven national goals:

- Improving Safety;
- Maintaining Infrastructure Condition;
- Reducing Traffic Congestion;
- Improving the Efficiency of the System and Freight Movement;
- Protecting the Environment; and,
- Reducing Delays in Project Delivery.

The Fixing America's Surface Transportation (FAST) Act supplements the MAP-21 legislation by establishing required performance measures and timelines for State DOTs and MPOs to comply with the requirements of MAP-21. The Federally required performance measures were incorporated into the Hernando/Citrus MPO's Congestion Management Process (May 2017) and include specific measures to address the following:

- Safety (Fatalities and Severe Injuries) (PM1)
- System Performance (Reliable Travel Time) (PM2)
- Goods Movement (Reliable Travel Time for Trucks) (PM2)
- System Preservation (Pavement and Bridge Condition) (PM3)
- Transit Asset Management (TAM)

State DOTs are required to establish statewide targets for the required performance measures and MPOs have the option to support the statewide targets or adopt their own. At this time, the Hernando/Citrus MPO has the required information to begin addressing the performance targets which is a requirement for the MPO's Transportation Improvement Program to be in compliance.

Safety Performance Target (PM1)

Safety (PM1) was the first category of performance measures under the new Federal rules requiring adoption of performance targets. In March of 2016, the Highway Safety Improvement Program (HSIP) and Safety Performance Management Measures Rule (Safety PM Rule) was finalized and published in the *Federal Register*. The rule requires MPOs to set targets for the following safety-related performance measures and report progress to the State DOT:

- Fatalities;
- Serious Injuries;
- Nonmotorized Fatalities and Serious Injuries;
- Rate of Fatalities per 100 Million Vehicle Miles Traveled (VMT); and
- Rate of Serious Injuries per 100 Million VMT.

The 2016 Florida Strategic Highway Safety Plan (SHSP) is the statewide plan that focuses on how to accomplish the vision of eliminating fatalities and reducing serious injuries on all public roads. The SHSP was developed in coordination with Florida's 27 metropolitan planning organizations (MPOs) through Florida's Metropolitan Planning Organization Advisory Council (MPOAC). The SHSP development process included review of safety-related goals, objectives, and strategies in MPO plans. The SHSP guides FDOT, MPOs, and other safety partners in addressing safety and defines a framework for implementation activities to be carried out throughout the State.

The Florida SHSP and the Florida Transportation Plan (FTP) both commit to a visionary performance target of zero deaths. The FDOT Florida Highway Safety Improvement Program (HSIP) annual report documents the statewide interim performance measures toward that zero deaths vision.

The MPO acknowledges FDOT statewide HSIP interim safety performance measures and FDOT's 2018 safety targets, which set the target at "0" for each performance measure to reflect the Department's goal of zero deaths. However, the MPO is setting its safety performance targets based upon data collected within the MPO planning area for previous years related to safety performance measures. On January 30, 2018, the MPO adopted Resolution 2018-01 to establish its own targets, a 5% reduction based on a five-year rolling average for the required safety performance measures.

The 2018 targets documented in MPO Resolution 2018-01 are:

Hernando/Citrus MPO Safety Performance Measures and Targets

Fatalities	47.3
Serious Injuries	438.14
Nonmotorized Fatalities and Serious Injuries	41.04
Rate of Fatalities per 100 Million Vehicle Miles Traveled (VMT)	2.6
Rate of Serious Injuries per 100 Million VMT	30.4

The TIP considers potential projects that fall into specific investment priorities established by the MPO in the Long Range Transportation Plan (LRTP). For the Hernando/Citrus MPO this includes safety programs such as:

- Continued involvement and support for the Community Traffic Safety Team (CTST) and/or the Safe Routes to Schools (SRTS) Team to address infrastructure or behavior safety.
- Infrastructure examples: Installation of school flashing signals, roadway lighting, traffic calming, traffic signals.
- Behavioral safety examples: SRTS education/enforcement activities, pedestrian/bicycle safety education.

The TIP includes specific investment priorities that support each of the MPO’s goals including safety, using a prioritization and project selection process established in the LRTP. The TIP prioritization process continues to use a data-driven method and stakeholder input to evaluate projects that have an anticipated effect of reducing both fatal and injury crashes. The MPO’s goal of reducing fatal and serious injury crashes is linked to this investment plan and the process used in prioritizing the projects is consistent with Federal requirements.

Bridge and Pavement Condition Performance Targets (System Preservation) (PM2)

System preservation “Bridge and Pavement Condition” targets to assess the condition of the pavements and bridges on the National Highway System (NHS) became effective at the state level May 20, 2018 and are the second set of required performance measures (PM2). These performance measures and targets only apply to the National Highway System which includes the Interstate Highway System and typically the Principal Arterials. NHS roadways in Citrus and Hernando Counties include:

- Interstate 75
- Suncoast Parkway
- US 19
- US 41

- US 98
- US 301
- SR 44
- SR 50
- SR 200
- CR 485 (Cobb Road)

The rule requires MPOs to set targets for the following performance management performance measures and report progress to the State DOT:

Pavement Performance Measures

- Percentage of pavements on the Interstate System in good condition.
- Percentage of pavements on the Interstate System in poor condition.
- Percentage of pavements on the non-Interstate NHS in good condition.
- Percentage of pavements on the non-Interstate NHS in poor condition.

Bridge Performance Measures

- Percentage of NHS bridges by deck area classified as in good condition.
- Percentage of NHS bridges by deck area classified as in poor condition.

“Good” condition suggests that major investment is not needed while “Poor” condition suggests that major investment is needed. For the pavement measures, five pavement metrics are used to assess condition: International Roughness Index (IRI); Cracking Percent; Rutting; Faulting; and a Present Serviceability Rating (PSR) for lower speed roads. The bridge measure assesses the condition of a bridge’s deck, superstructure, substructure, and culverts.

State of Florida Pavement and Bridge Performance Targets

Federal rules require state DOTs and MPOs to set bridge and pavement performance targets and monitor progress towards achieving the targets. States must set four-year statewide targets for the percent of interstate pavements in good and poor condition; two-year and four-year targets for the percent of non-Interstate NHS pavements in good and poor condition; and two-year and four-year targets for the percent of NHS bridges by deck area in good and poor condition. MPOs must set four-year targets for all six measures. MPOs can either agree to program projects that will support the statewide targets or set their own quantifiable targets for the MPO’s planning area.

Performance Measure	2-year Statewide Target (Jan. 1, 2018 to Dec. 31, 2019)	4-year Statewide Target (Jan. 1, 2018 to Dec. 31, 2021)
Percent of Interstate pavements in good condition	Not required	60%
Percent of Interstate pavements in poor condition	Not required	5%
Percent of non-Interstate NHS pavements in good condition	40%	40%
Percent of non-Interstate NHS pavements in poor condition	5%	5%
Percent of NHS bridges by deck area in good condition	50%	50%
Percent of NHS bridges by deck area in poor condition	10%	10%

In setting the statewide targets, FDOT considered several factors including:

- FDOT currently has the following conditions:
 - 66% of the Interstate pavements in good condition and 0.1% in poor condition;
 - 45% of the non-Interstate NHS pavements in good condition and 0.4% in poor condition;
 - 72% of NHS bridges by deck area in good condition and 1% in poor condition
- FDOT seeks to be conservative in its targets, while at the same time meeting the minimum condition requirements (no more than 5% of the Interstate System in poor condition and no more than 10% of NHS bridges by deck area in poor condition).

Hernando/Citrus MPO Pavement and Bridge Performance Targets

On September 18, 2018, the Hernando/Citrus MPO agreed to support FDOT’s statewide pavement and bridge performance targets, thus agreeing to plan and program projects in the TIP that will, once implemented, make progress toward achieving the statewide targets.

The Hernando/Citrus MPO TIP was developed and is managed in cooperation with FDOT, TheBUS and Citrus County Transit. It reflects the investment priorities established in the Hernando/Citrus 2040 Long Range Transportation Plan. The focus of the Hernando/Citrus MPO’s investments to maintain bridge and pavement conditions may include but is not limited to projects and programs in the following areas:

- Pavement replacement or reconstruction (on the NHS)

- New lanes or widenings of NHS facilities, including resurfacing existing NHS lanes associated with new capacity
- Bridge replacement or reconstruction
- New bridge capacity on the NHS
- System resiliency projects that improve NHS bridge components

The Hernando/Citrus MPO TIP has been evaluated and the anticipated effect of the overall program is that, once implemented, progress will be made towards achieving the statewide pavement and bridge performance targets.

System Performance Target (Travel Time Reliability) (PM3)

Travel Time Reliability “System Performance” targets to assess the travel time reliability performance of the National Highway System (NHS) became effective at the state level May 20, 2018 and are the third set of required performance measures (PM3). These performance measures and targets only apply to the National Highway System which includes the Interstate Highway System and typically the Principal Arterials. The PM3 requirements also included rules to address the Congestion Mitigation and Air Quality Improvement Program (CMAQ). These CMAQ rules do not apply to the Hernando/Citrus MPO since the planning area is not designated as nonattainment or a maintenance area for air quality. The MPO is required to set targets for the following performance measures:

- Percent of person-miles on the Interstate system that are reliable, also referred to as Level of Travel Time Reliability (LOTTR)
- Percent of person-miles on the non-Interstate NHS that are reliable (LOTTR)
- Truck Travel Time Reliability index (TTTR)

The measurement of these performance measures is summarized below:

LOTTR Measures

The LOTTR performance measures assesses the percent of person-miles traveled on the Interstate or the non-Interstate NHS that are reliable. LOTTR is defined as the ratio of longer travel times (80th percentile) to a normal travel time (50th percentile) over of all applicable roads, between the hours of 6 a.m. and 8 p.m. each day. The measures are expressed as the percent of person-miles traveled on the Interstate or Non-Interstate NHS system that are reliable. Person-miles take into account the number of people traveling in buses, cars, and trucks over these roadway segments.

TTTR Measure

The TTTR performance measure assesses the reliability index for trucks traveling on the interstate. A TTTR ratio is generated by dividing the 95th percentile truck travel time by a normal travel time (50th percentile) for each segment of the Interstate system over

specific time periods throughout weekdays and weekends. This is averaged across the length of all Interstate segments in the state or MPO planning area to determine the TTTR index.

State of Florida System Performance Targets

Federal rules require MPOs to establish four-year performance targets for the LOTTR and TTTR performance measures, within 180 days of FDOT setting statewide targets. FDOT set the following statewide targets on May 18, 2018:

Performance Measure	2-year Statewide Target (Jan. 1, 2018 to Dec. 31, 2019)	4-year Statewide Target (Jan. 1, 2018 to Dec. 31, 2021)
Percent of person-miles on the Interstate system that are reliable (Interstate LOTTR)	75%	70%
Percent of person-miles on the non-Interstate NHS that are reliable (Non-Interstate NHS LOTTR)	Not Required	50%
Truck travel time reliability (TTTR)	1.75	2.00

In setting the statewide targets, FDOT considered several factors including:

- FDOT currently has the following conditions:
 - 82% of person-miles traveled on the Interstate that are reliable;
 - 84% of person-miles traveled on the non-Interstate that are reliable;
 - 1.43 truck travel time reliability index
- FDOT reviewed external and internal factors that may affect reliability, conducted a trend analysis for the performance measures, and developed a sensitivity analysis indicating the level of risk for road segments to become unreliable. One key conclusion from this effort is that there is a degree of uncertainty with the future performance of reliability.
- FDOT sought to be conservative in its targets and closely monitor its PM3 performance in the coming years.

Hernando/Citrus MPO System Performance Targets

On September 18, 2018, the Hernando/Citrus MPO agreed to support FDOT's statewide system performance targets, thus agreeing to plan and program projects in the TIP that will, once implemented, make progress toward achieving the statewide targets.

The Hernando/Citrus MPO TIP was developed and is managed in cooperation with FDOT and TheBUS and Citrus County Transit. It reflects the investment priorities established in the Hernando/Citrus 2040 Long Range Transportation Plan (LRTP). The focus of the Hernando/Citrus MPO's investments to maintain system performance may include but is not limited to projects and programs in the following areas:

- Corridor improvements
- Intersection improvements (on NHS roads)
- Intersection improvements
- Projects evaluated in the CMP and selected for the TIP
- Investments in transit, bicycle, or pedestrian systems that are expected to promote mode shift
- TSMO projects or programs
- Travel demand management programs

The Hernando/Citrus MPO TIP has been evaluated and the anticipated effect of the overall program is that, once implemented, progress will be made towards achieving the statewide LOTTR and TTTR performance targets.

Transit Asset Management Targets

The Transit Asset Management rule from the Federal Transit Administration (FTA) became effective on October 1, 2016. This rule applies to all recipients and subrecipients of Federal transit funding that own, operate, or manage public transportation capital assets. The rule introduces three key requirements: 1) new State of Good Repair (SGR) performance measures and targets, 2) revised National Transit Database (NTD) reporting requirements, and 3) new Transit Asset Management (TAM) Plan. MPOs are encouraged to incorporate Transit Asset Measures and targets in the LRTP and TIP through a process that includes a written agreement between the transit providers, the MPO, and FDOT.

“State of good repair” is defined as the condition in which a capital asset is able to operate at a full level of performance. This means the asset:

1. Is able to perform its designed function.
2. Does not pose a known unacceptable safety risk.

3. Its lifecycle investments have been met or recovered.

Transit agencies are required to report performance measures and targets annually, while Metropolitan Planning Organizations (MPOs) may choose to revise or maintain their performance targets when they update their Transportation Improvement Programs (TIPs) or Long Range Transportation Plans (LRTPs). MPOs are encouraged to consult and communicate with State DOTs and transit providers to ensure alignment of targets any time these agencies update or establish new targets.

Hernando/Citrus MPO Transit Asset Management Targets

On September 18, 2018, the MPO adopted Resolution 2018-11 to incorporate the performance targets and measures identified in the Transit Asset Management Plan for TheBus into the Transportation Improvement Program (TIP) as follows:

On September 18, 2018, the MPO adopted Resolution 2018-11 to incorporate the performance targets and measures identified in the Citrus County Asset Management Plan for Citrus Transit into the Transportation Improvement Program (TIP) as follows:

Major Projects

The following Major Capacity/Congestion and Complete Streets projects were initiated or scheduled for a production phase in FY 2018:

HERNANDO COUNTY

- **Suncoast Parkway 2** (US 98 to Hernando/Citrus County Line) – 4 lane **Construction**
- **SR 50** (Lockhart Rd. to E. of Remington Rd.) – 6-lane **Right-of-Way**
- **SR 50** (Windmere Rd./Bronson to US 98/McKethan Rd.) – 6 lane **Right-of-Way**
- **SR 50** (US 98 to US 301) - 4 lane **Right-of-Way** **SR 50** (US 301 to Hernando/Sumter County Line) – 4 lane **Design**
- **Deltona Blvd. Sidewalk** (Founder Rd. to Philatelic Dr.) – **Construction**
- **Brooksville Elementary School Sidewalk** – **Design**
- **Powell Rd. Sidewalk** (Spring Park Way to California St.) – **Construction**
- **Roundabout** (US 98/Citrus Way) – **Design**
- **Good Neighbor Trail** (Croom Rd. to Withlacoochee State Trail) – **Construction (2018)**

CITRUS COUNTY

- **US 19** (Hernando/Citrus County Line to W. Green Acres) – Resurfacing/Complete Streets **Design**
- **US 19** (Jump Ct. to W. Fort Island Trail) – 6 lane **Construction**
- **US 41** (E. Arlington St. to SR 200) - 4 lane **Right-of-way (partial)**
- **Suncoast Parkway 2** (Citrus/Hernando County Line to S. of W. Grover Cleveland Blvd.) – 4 lane **Construction**
- **Suncoast Parkway 2** (S. of W. Grover Cleveland Blvd to SR 44) – 4 lane **Construction**
- **Suncoast Parkway 2 (SR 44 to CR 486)** – 4 lane **Design and Right-of-Way**
- **CR490A Halls River Rd.** – **Bridge Replacement**
- **Forest Ridge Phase 1 Elementary Sidewalk** (CR 486 to Lake Beverly Dr.) – **Design**
- **Pleasant Grove Elementary Sidewalk** – (Pleasant Grove to Druid Rd.) – **Design**
- **Yulee Dr., Fishbowl Dr. Sidewalk** (Central St. to US 19) – **Construction**
- **Withlacoochee Dunnellon Trail Connector** - **Design**

New Major Capacity/Congestion Management, Trails and Complete Streets projects programmed to occur in FY 2019-2023 include:

HERNANDO COUNTY

- **Ayers Road Extension (CR 576)** (Suncoast Parkway to US 41) – 4 lane **Construction (2019)**
- **SR 50 Bypass** (Cobb Rd. to Buck Hope Rd.) – **4 to 6 lane Construction (2023)**
- **SR 50 Bypass** (W. of Buck Hope Rd. to E. of Jefferson St./Jasmine Dr. – 4 to 6 lane **Construction (2023)**
- **SR 50** (Lockhart Rd. to E. of Remington Rd.) - 6 lane **Construction (2020)**
- **SR 50** (US 98 to US 301) – 4 lane **Construction (2019)**
- **Deltona Blvd. sidewalk** (Spring Hill Dr. to Begonia St.) – **Construction (2021)**
- **Explorer K8 School sidewalks** – **Construction (2022)**
- **JD Floyd Elementary School sidewalk** – **Construction (2023)**
- **Linden Dr. sidewalk** (Coronado Dr. to Spring Hill Dr.) – **Construction (2021)**
- **Westside Elementary School sidewalk** - **Construction (2020)**
- **Brooksville Elementary sidewalk** – **Construction (2020)**
- **Good Neighbor Trail Gap** (SR 50 Bypass to GNT) – **Construction (2022)**
- **Good Neighbor Trail Connector** (Suncoast Pkwy. To SR 50 Bypass) - **Construction (2020)**
- **W. Landover Blvd. sidewalk** (Northcliffe Blvd. to Elgin Blvd.) - **Design (2021)**
- **S. Linden Dr. sidewalk** (County line Rd. to Spring Hill Drive) - **Design (2022)**
- **Elgin Blvd. sidewalk** (Deltona Blvd. to Mariner Blvd.) - **Construction (2022)**
- **Deltona Blvd. sidewalk** (Elgin Blvd. to SR 50) - **Construction (2021)**
- **Fox Chapel Middle School Sidewalk** (Freeport Dr., Deltona Blvd to Northcliffe Blvd.) – **Design (2022)**
- **East Side Elementary School Sidewalk** (Raley Rd./Roper Rd.) – **Design (2022)**
- **Cyril Drive Bypass** (Kettering Rd. to Cyril Dr. for flood mitigation) – **Construction (2019)**
- **Calienta Street** – (Shoal Line Blvd. to S. of Maplewood) Road/Drainage Project – **Design (2019)**
- **Roundabout** (US 98/Citrus Way) – **Construction (2022)**

CITRUS COUNTY

- **US 19** (Hernando County Line to W. Green Acres) – Resurfacing/Complete Street **Construction (2020)**
- **US 41** (SR 44 to S. Withlacoochee Trail Bridge) - 4 lane **Construction (2023)**
- **US 41** (E. Arlington St. to SR 200) - 4 lane **Right-of-Way (2019-2022)**
- **Withlacoochee-Dunnellon Trail Connector** – **Construction (2019)**
- **Forest Ridge Phase I Elementary sidewalk** (CR 486 to Lake Beverly Dr.) - **Construction (2021)**
- **Pleasant Grove Elementary sidewalk** – (Pleasant Grove to Druid Rd.) - **Construction (2020)**

- **City of Crystal River** – Three Sisters Springs (trails, fishing pier, tours, restrooms) – **Construction (2019)**
- **Crystal River High School Sidewalk** – (N. Turkey Oak Drive to US 19) – **Construction (2021)**

The MPO shall identify to FDOT District Seven, early in the TIP development, those major projects for which information is needed.

Public Involvement

As previously noted, it is the policy of the Hernando/Citrus MPO to agenda public input at all of its meetings. The public participation process is outlined in the MPO's Public Participation Plan which can be accessed at the following link: <http://www.hernandocitrusmpo.us/programs-plans/public-participation-plan> which was updated in September 2014. The Public Participation Plan outlines goals and objectives for actively engaging the public in its programs and processes to ensure transparency. In addition to the MPO providing a newsletter, the Citizens Advisory Committee (CAC) is utilized to enhance public involvement throughout the planning process. As part of the 2040 Long Range Transportation Plan update, a series of stakeholder interviews and subsequent workshops were conducted in 2013 and 2014. The MPO website is routinely updated with relevant announcements and information.

The draft FY 2019-2023 Transportation Improvement Program was posted on the MPO's website during the review process 30 days prior to adoption of the document by the MPO Board at its meeting on June 19, 2018. Additionally, the TIP Amendment process is outlined in Chapter 5, 5.14, of the MPO Handbook and found at the following link:

[http://www.fdot.gov/SearchResults.shtm?cx=017316194735045521938%3Avyo1fdrdg3g&cof=FORID%3A11&ie=UTF-8&q=mpo+handbook&sa=.](http://www.fdot.gov/SearchResults.shtm?cx=017316194735045521938%3Avyo1fdrdg3g&cof=FORID%3A11&ie=UTF-8&q=mpo+handbook&sa=)

Certification

In April 2014, Governor Rick Scott authorized the redesignation, planning area boundary expansion and reapportionment of the Hernando County MPO. This redesignation resulted in the renaming of the MPO to the Hernando/Citrus MPO. The MPO participates in an annual joint-certification process with Florida Department of Transportation District 7 staff, the last of which concluded in April 2018.

Five-Year Funded Projects



HERNANDO/CITRUS MPO FIVE-YEAR FUNDED PROJECTS

INTRODUCTION

This section of the Transportation Improvement Program (TIP) is based on input from the Florida Department of Transportation (FDOT). It incorporates all of the major bridge, highway, rail, intersection, maintenance, repair, reconstruction, replacement, and new construction projects currently programmed for accomplishment with State and/or Federal funds.

Specifically included are projects on the Interstate, National Highway System (NHS), and Strategic Intermodal System (SIS). Also included are projects on all other (non-interstate and non-NHS) categories of roads that needed to be highlighted.

The primary purpose of this section is to provide an indication of area priorities and the timings of countywide improvements projected for implementation for Surface Transportation Program (STP) and other non-local funds.

PHASE CODE DESCRIPTIONS

CEI	CONSTRUCTION ENGINEERING INSPECTION (CONSULTANTS)
CON	CONSULTANT
CST	CONSTRUCTION
DPD	DEPARTMENT PROPOSED DATE (LETTING DATE)
MNT	MAINTENANCE
PE	PRELIMINARY ENGINEERING - IN-HOUSE
PID	PLANS IN DISTRICT
PLN	PLANNING & PROJECT DEVELOPMENT - IN-HOUSE
REL	RIGHT-OF-WAY - RELOCATION
ROW	RIGHT-OF-WAY LAND ACQUISITION
UTL	RIGHT-OF-WAY - UTILITIES RELOCATION

FUNDING CODES PRESENT IN FDOT WORK PROGRAM

ACNP	ADVANCE CONSTRUCTION NHPP	LF	LOCAL FUNDS
ACSA	ADVANCE CONSTRUCTION (SA)	LFF	LOCAL FUND - FOR MATCHING F/A
BNIR	INTRASTATE R/W & BRIDGE BONDS	LFP	LOCAL FUNDS FOR PARTICIPATING
CIGP	COUNTY INCENTIVE GRANT PROGRAM	NHAC	NH (AC/REGULAR)
D	UNRESTRICTED STATE PRIMARY	NHPP	IM, BRDG REPL, NATNL HWY- MAP21
DDR	DDR DISTRICT DEDICATED REVENUE	PKYI	TURNPIKE IMPROVEMENT
DI	ST. - S/W INTER/INTRASTATE HWY	PL	METRO PLAN (85% FA; 15% OTHER)
DIH	STATE IN-HOUSE PRODUCT SUPPORT	PLAC	METRO PLAN (AC/REGULAR)
DIRS	ADV ACQ OF INTRASTATE CORR.	S115	STP EARMARKS - 2004
DPTO	STATE - PTO	SA	STP, ANY AREA
DS	STATE PRIMARY HIGHWAYS & PTO	SE	STP, ENHANCEMENT
DSF	STATE PRIMARY MATCHING FUNDS	SL	STP, AREAS <= 200K
DU	STATE PRIMARY/FEDERAL REIMB	TALL	TRANSPORTATION ALT - POPULATION
FAA	FEDERAL AVIATION ADMIN	TALT	TRANSPORTATION ALT – STATUTORY %
HPP	HIGH PRIORITY PROJECTS	TRIP	TRANS REGIONAL INCENTIVE PROGRAM
HSP	SAFETY (HIWAY SAFETY PROGRAM)		

TRANSPORTATION DEFINITIONS AND ACRONYMS

ADA – Americans with Disabilities Act of 1990: Federal law that requires public facilities (including transportation services) to be accessible to persons with disabilities including those with mental disabilities, temporary disabilities, and the conditions related to substance abuse.

BPAC - Bicycle/Pedestrian Advisory Committee: The Bicycle/Pedestrian Advisory Committee (BPAC) was established to provide a continuing forum with which to analyze and promote bicycle and pedestrian issues and projects as an integral part of a multi-modal transportation planning process. The BPAC initiates updates on the prioritization of transportation enhancement projects. The BPAC meets on a quarterly basis.

CAC - Citizens Advisory Committee: The Citizens Advisory Committee (CAC) provides a formal framework for continuing public input on the Unified Planning Work Program (UPWP), the Transportation Improvement Program (TIP), and the Long Range Transportation Plan (LRTP), as well as other elements of the transportation planning process. The CAC meets on a quarterly basis to provide public input at all stages of the planning process.

CIP - CAPITAL IMPROVEMENT PROGRAM: A multi-year schedule of capital improvement projects, including priorities and cost estimates, budgeted to fit the financial resources of the community. This plan is updated annually and is part of the County's Comprehensive Plan.

CTD – Commission for the Transportation Disadvantaged: State-level policy board for the coordination of transportation services for persons who because of disability, age or income are unable to transport themselves. The CTD adheres to the policies and procedures as set out in Chapter 427 F.S. and Rule 41-2, F.A.C.

ETDM – Efficient Transportation Decision Making: Florida's ETDM process defines the procedures for planning transportation projects, conducting environmental reviews, and developing and permitting projects.

FAST-ACT – Fixing America's Surface Transportation Act: Signed into law in December of 2015 by President Obama that provided long-term funding for surface transportation and infrastructure, planning and investment.

FDOT – Florida Department of Transportation: The State of Florida's multi-modal transportation agency. Organizationally, it is composed of one Central Office in Tallahassee, seven District Offices, and the Florida's Turnpike Enterprise.

FHWA – Federal Highway Administration: Division of the U.S. Department of Transportation responsible for administering federal highway transportation programs under Title 23 U.S.C. and Title 49 U.S.C.

FTA – Federal Transit Administration: Federal entity responsible for transit planning and programs under Title 49 U.S.C.

ITS – Intelligent Transportation System: Use of computer and communications technology to facilitate the flow of information between travelers and system operators to improve mobility and transportation productivity, enhance safety, maximize the use of existing transportation facilities, conserve energy resources and reduce adverse environmental effects; includes concepts such as “freeway management systems,” “automated fare collection,” and “transit information kiosks.”

LOS – Level of Service: A qualitative assessment of a road’s operating condition, generally described using a scale of A (little congestion) to E/F (severe congestion).

LRTP – Long Range Transportation Plan: A 25-year forecast plan required of state planning agencies and MPOs, which must consider a wide range of social, environmental, energy, and economic factors in determining overall regional goals and consider how transportation can best meet these goals.

MPO – Metropolitan Planning Organization: The forum for cooperative transportation decision-making, required for urbanized areas with populations over 50,000.

NHS – National Highway System: Specific major roads to be designated September 30, 1995; the NHS will consist of 155,000 (plus or minus 15%) miles of road and represents one category of roads eligible for Federal funds under ISTEA.

PD&E – Project Development and Environmental Study: A corridor study to establish conceptual design for a roadway and to determine its compliance with Federal, State, and local environmental permits, as required.

PPP - Public Participation Plan: One of the required elements under MAP-21 that (i) shall be developed in consultation with all interested parties, and (ii) shall provide that all interested parties have reasonable opportunities to comment on the contents of the transportation plan.

ROW – Right-of-Way: Real property that is used for transportation purposes, defines the extent of the corridor that can be used for the road and associated drainage.

SIS – Strategic Intermodal System: The SIS is a Florida network of high-priority transportation facilities, including the State’s largest and most significant commercial service airports, spaceport, deep-water seaports, freight rail terminals, passenger rail and intercity bus terminals, rail corridors, waterways and highways.

STIP – State Transportation Improvement Program: The FDOT’s Five-Year Work Program as prescribed by Federal law.

TAC – Technical Advisory Committee: A standing committee of most MPOs, function is to provide advice on plans or actions of the MPO from planners, engineers and other staff members (not general citizens).

TA - Transportation Alternatives: As defined under 23 U.S.C. 101(a)(29) (MAP-21 1103), these are specific activities which can be funded with Surface Transportation Program (STP) funds; activities include pedestrian/bicycle facilities, recreational trails program, Safe Routes to School (SRTS) activities, railway corridor preservation, construction of turnouts, overlooks and viewing areas, control/removal of outdoor advertising, historic preservation and rehabilitation of historic transportation facilities, invasive species control, archeological activities relating to impacts from eligible transportation projects, mitigation of highway storm water runoff water pollution, and reduce vehicle-caused wildlife mortality, planning, designing and construction of boulevards and other roadways largely in the right-of-way of former Interstate System routes or other divided highways.

TD - Transportation Disadvantaged: Persons who are unable to transport themselves or to purchase transportation due to disability, income status or age.

TDLCB - Transportation Disadvantaged Local Coordinating Board: The Transportation Disadvantaged Local Coordinating Board (TDLCB) is the technical level review Board established, consistent with Florida Statute, Chapter 427. The TDLCB oversees the activities of the Community Transportation Coordinator (CTC) and the overall Transportation Disadvantaged (TD) service program. The MPO serves as the Official Planning Agency (OPA) for the transportation disadvantaged program and functions as the appointing authority for the TDLCB. The TDLCB meets on a quarterly basis.

TIP – Transportation Improvement Program: A priority list of transportation projects developed by an MPO that is to be carried out within the four-year period following its adoption; must include documentation of Federal and State funding sources for each project and be consistent with adopted MPO Long Range Transportation Plan (LRTP) and local government comprehensive plans.

FULL PROJECT COSTS AND OTHER PROJECT DETAILS

Projects on the Strategic Intermodal System (SIS)

The normal project production sequence is to have a Project Development and Environment (PD&E) phase, a Design (PE) phase, a Right of Way (ROW) phase, and a Construction (CST) phase. Some projects may not have a ROW phase, if land is not needed to complete the project. Costs on the TIP pages for projects on the SIS will have historical costs, five years of the current TIP and five years beyond the current TIP, which may or may not be the total project cost. If there is no CST phase on the TIP page, then the entry will probably not be reflective of the total project cost. For some projects, such as resurfacing, safety or operational project, there may not be a total cost provided but rather additional details on that program.

The SIS is a network of high priority transportation facilities which includes the State’s largest and most significant commercial service airports, spaceport, deep-water seaports, freight rail terminals, passenger rail and intercity bus terminals, rail corridors, waterways and highways. All projects on the SIS will have a SIS identifier on the TIP page (see example TIP page below).

For costs beyond the ten-year window, access to the Long Range Transportation Plan (LRTP) is provided. Access the LRTP Appendix D (Cost and Revenue Table) here: [2040 Long Range Transportation Plan](#). The LRTP reference on the TIP page provides the information necessary to locate the full project costs and/or additional details regarding the project in the LRTP (see example TIP page below).

Fund	<2017	2017	2018	2019	2020	2021	>2021	All Years
Item Number: 411012 2 Project Description: I-75 (SR 93) FROM N OF SR 50 TO HERNANDO/SUMTER CO/L *SIS*								
LRTP: Objectives 1.2, 1.4, 1.8, 1.9 (Pages 5-11, 6-6 through 6-7); Appendix H								
District: 07 County: HERNANDO Type of Work: ADD LANES & REHABILITATE PVMNT Project Length: 13.084								
PRELIMINARY ENGINEERING / MANAGED BY FDOT								
-TOTAL OUTSIDE YEARS	4,176,639	0	0	0	0	0	0	4,176,639
RIGHT OF WAY / MANAGED BY FDOT								
-TOTAL OUTSIDE YEARS	604,682	0	0	0	0	0	0	604,682
ENVIRONMENTAL / MANAGED BY FDOT								
-TOTAL OUTSIDE YEARS	37,767	0	0	0	0	0	0	37,767
DESIGN BUILD / MANAGED BY FDOT								
-TOTAL OUTSIDE YEARS	23,439,964	0	0	0	0	0	0	23,439,964
Item 411012 2 Totals:	28,259,052	0	0	0	0	0	0	28,259,052

Non- SIS Projects

The normal project production sequence is to have a Project Development and Environment (PD&E) phase, a Design (PE) phase, a Right of Way (ROW) phase, and a Construction (CST) phase. Some projects may not have a ROW phase, if land is not needed to complete the project. Costs on the TIP pages for projects not on the SIS will have historical costs and five years of the current TIP, which may or may not be the total project cost. If there is no CST phase on the TIP page, then the entry will probably not be reflective of the total project cost. For some projects, such as resurfacing, safety or operational projects, there may not be a total cost provided but rather additional details on that program.

Total project costs and other project details will be accessible in the TIP for all non-SIS projects in the TIP. All projects not on the SIS will have a Non-SIS identifier on the TIP page (see example TIP page below).

For costs beyond the five-year window, access to the Long Range Transportation Plan (LRTP) is provided. Access the LRTP Appendix D (Cost and Revenue Table) here: [2040 Long Range Transportation Plan](#). The LRTP reference on the TIP page provides the information necessary to locate the full project costs and/or additional details regarding the project in the LRTP (see example TIP page below). If there is no LRTP reference in the TIP, full project costs are provided in the TIP.

Fund	<2017	2017	2018	2019	2020	2021	>2021	All Years
Item Number: 436712 1 Project Description: BROOKSVILLE FROM CROOM RD TO US 41 (BROAD ST) *NON-SIS*								
LRTP: Objectives 2.3, 3.4, 3.5 (Pages 6-8 through 6-9); Appendix D-2								
District: 07 County: HERNANDO Type of Work: SIDEWALK Project Length: .819								
Extra Description: DESIGN AND CONSTRUCT 5' SIDEWALKS								
PRELIMINARY ENGINEERING / MANAGED BY HERNANDO COUNTY BOARD OF COUNTY								
SR2T -SAFE ROUTES - TRANSFER	0	54,799	0	0	0	0	0	54,799
CONSTRUCTION / MANAGED BY HERNANDO COUNTY BOARD OF COUNTY								
TALL -TRANSPORTATION ALTS- <200K	0	0	0	0	291,985	0	0	291,985
Item 436712 1 Totals:	0	54,799	0	0	291,985	0	0	346,784
Project Total:	0	54,799	0	0	291,985	0	0	346,784

DISCLAIMER:

The “Total Project Cost” amount displayed for each of the federal and state funded projects in the TIP represents 10 years of programming in the Florida Department of Transportation’s (FDOT’s) Work Program database for projects on the Strategic Intermodal System (SIS) (FYs 2018 through 2027), and 5 years of programming in the FDOT Work Program for non-SIS projects (FY 2019- FY 2023), plus historical cost information for all projects having expenditures paid by FDOT prior to FY 2019.

For a more comprehensive view of a particular project’s anticipated total project cost for all phases of the project, please refer to the Long Range Transportation Plan (LRTP).

Effective Date: 04/09/2018 Florida Department of Transportation Run: 04/10/2018 11.00.39

5 Year TIP

View 5 Year TIP Phase Grouping Crosswalk
07 = DISTRICT 7 - TAMPA

Fund	<2019	2019	2020	2021	2022	2023	>2023	All Years
HIGHWAYS								
LRTP Objectives: 1.3, 1.4, 1.8 (pages 6-6 through 6-7); Appendix H								
Item Number: 257165 2 Project Description: US 41 (SR 45) FROM E ARLINGTON ST TO N OF SR 200 *NON-SIS*								
District: 07 County: CITRUS Type of Work: ADD LANES & REHABILITATE PVMNT Project Length: 3.794								
Extra Description: 2 TO 4 LANES								
<u>RIGHT OF WAY / MANAGED BY FDOT</u>								
DDR -DISTRICT DEDICATED REVENUE	12,421	0	3,166,994	884,907	0	0	0	4,064,322
DIH -STATE IN-HOUSE PRODUCT SUPPORT	20,192	0	101	101	0	0	0	20,394
DS -STATE PRIMARY HIGHWAYS & PTO	1,688,999	0	43,000	0	0	0	0	1,731,999
Item 257165 2 Totals:	1,721,612	0	3,210,095	885,008	0	0	0	5,816,715

Fund	<2019	2019	2020	2021	2022	2023	>2023	All Years
LRTP Objectives: 1.3, 1.4, 1.8 (pages 6-6 through 6-7); Appendix H								
Item Number: 257165 3 Project Description: US 41 (SR 45) FROM SR 44 TO S OF WITHLACOOCHEE TRAIL BRIDGE *NON-SIS*								
District: 07 County: CITRUS Type of Work: ADD LANES & REHABILITATE PVMNT Project Length: .998								
Extra Description: 2 TO 4 LANES								
<u>RIGHT OF WAY / MANAGED BY FDOT</u>								
CM -CONGESTION MITIGATION - AQ	0	20,219	0	1,820,759	0	0	0	1,840,978
DDR -DISTRICT DEDICATED REVENUE	0	0	10,956,119	2,377,234	271,844	0	0	13,605,197
DIH -STATE IN-HOUSE PRODUCT SUPPORT	0	245,000	295,000	40,000	0	0	0	580,000
SN -STP, MANDATORY NON-URBAN <= 5K	0	645,249	648,128	675,624	675,624	0	0	2,644,625

Effective Date: 04/09/2018 Florida Department of Transportation Run: 04/10/2018 11.00.39

5 Year TIP

**View 5 Year TIP Phase Grouping Crosswalk
07 = DISTRICT 7 - TAMPA**

Fund	<2019	2019	2020	2021	2022	2023	>2023	All Years
LRTP Objectives: 1.3, 1.4, 1.8 (pages 6-6 through 6-7); Appendix H								
Item Number: 257165 3 Project Description: US 41 (SR 45) FROM SR 44 TO S OF WITHLACOOCHEE TRAIL BRIDGE *NON-SIS* (Continued)								
District: 07 County: CITRUS Type of Work: ADD LANES & REHABILITATE PVMNT Project Length: .998								
Extra Description: 2 TO 4 LANES								
CONSTRUCTION / MANAGED BY FDOT								
DDR -DISTRICT DEDICATED REVENUE	0	0	0	0	0	12,821,800	0	12,821,800
DIH -STATE IN-HOUSE PRODUCT SUPPORT	0	0	0	0	0	186,945	0	186,945
SN -STP, MANDATORY NON-URBAN <= 5K	0	0	0	0	0	675,624	0	675,624
Item 257165 3 Totals:	0	910,468	11,899,247	4,913,617	947,468	13,684,369	0	32,355,169
Project Total:	1,721,612	910,468	15,109,342	5,798,625	947,468	13,684,369	0	38,171,884

Fund	<2019	2019	2020	2021	2022	2023	>2023	All Years
LRTP Objectives: 1.3, 1.4, 1.8 (pages 6-6 through 6-7); Table 4-1 (page 4-2)								
Item Number: 405822 3 Project Description: US 19 (SR 55) FROM W JUMP COURT TO W FORT ISLAND TRAIL *SIS*								
District: 07 County: CITRUS Type of Work: ADD LANES & RECONSTRUCT Project Length: 4.805								
Extra Description: 4 TO 6 LANES								
PRELIMINARY ENGINEERING / MANAGED BY FDOT								
DDR -DISTRICT DEDICATED REVENUE	2,569,161	0	0	0	0	0	0	2,569,161
DEMW -ENVIRONMEN MITIGATION- WETLANDS	1,187	0	0	0	0	0	0	1,187
DIH -STATE IN-HOUSE PRODUCT SUPPORT	161,516	0	0	0	0	0	0	161,516
DS -STATE PRIMARY HIGHWAYS & PTO	4,396,329	0	0	0	0	0	0	4,396,329

Effective Date: 04/09/2018 Florida Department of Transportation Run: 04/10/2018 11.00.39

5 Year TIP

**View 5 Year TIP Phase Grouping Crosswalk
07 = DISTRICT 7 - TAMPA**

Fund	<2019	2019	2020	2021	2022	2023	>2023	All Years
LRTP Objectives: 1.3, 1.4, 1.8 (pages 6-6 through 6-7); Table 4-1 (page 4-2) <i>(Continued)</i>								
Item Number: 405822 3 Project Description: US 19 (SR 55) FROM W JUMP COURT TO W FORT ISLAND TRAIL *SIS*								
District: 07 County: CITRUS Type of Work: ADD LANES & RECONSTRUCT Project Length: 4.805								
Extra Description: 4 TO 6 LANES								
RIGHT OF WAY / MANAGED BY FDOT								
BNIR -INTRASTATE R/W & BRIDGE BONDS	1,853,062	0	0	0	0	0	0	1,853,062
DDR -DISTRICT DEDICATED REVENUE	1,354,703	0	0	0	0	0	0	1,354,703
DIH -STATE IN-HOUSE PRODUCT SUPPORT	127,516	0	0	0	0	0	0	127,516
DS -STATE PRIMARY HIGHWAYS & PTO	2,022,447	0	0	0	0	0	0	2,022,447
SA -STP, ANY AREA	820,427	0	0	0	0	0	0	820,427
SN -STP, MANDATORY NON-URBAN <= 5K	1,981,695	0	0	0	0	0	0	1,981,695
RAILROAD & UTILITIES / MANAGED BY FDOT								
LF -LOCAL FUNDS	1,981,652	0	0	0	0	0	0	1,981,652
LFU -LOCAL FUNDS_FOR UNFORSEEN WORK	2,238,911	0	0	0	0	0	0	2,238,911
CONSTRUCTION / MANAGED BY FDOT								
ACCM -ADVANCE CONSTRUCTION (CM)	680,520	0	0	0	0	0	0	680,520
ACNP -ADVANCE CONSTRUCTION NHPP	20,566,205	0	0	0	0	0	0	20,566,205
ACSA -ADVANCE CONSTRUCTION (SA)	1,369,619	0	0	0	0	0	0	1,369,619
ACTA -ADVANCE CONSTRUCTION TALT	492,302	0	0	0	0	0	0	492,302
DI -ST. - S/W INTER/INTRASTATE HWY	22,297,089	308,400	0	0	0	0	0	22,605,489
DIH -STATE IN-HOUSE PRODUCT SUPPORT	488,562	0	0	0	0	0	0	488,562
DS -STATE PRIMARY HIGHWAYS & PTO	8,344	0	0	0	0	0	0	8,344
LF -LOCAL FUNDS	76,598	0	0	0	0	0	0	76,598
SE -STP, ENHANCEMENT	145,000	0	0	0	0	0	0	145,000
SN -STP, MANDATORY NON-URBAN <= 5K	2,526	0	0	0	0	0	0	2,526

Effective Date: 04/09/2018 Florida Department of Transportation Run: 04/10/2018 11.00.39

5 Year TIP

**View 5 Year TIP Phase Grouping Crosswalk
07 = DISTRICT 7 - TAMPA**

Fund	<2019	2019	2020	2021	2022	2023	>2023	All Years
LRTP Objectives: 1.3, 1.4, 1.8 (pages 6-6 through 6-7); Table 4-1 (page 4-2) <i>(Continued)</i>								
Item Number: 405822 3 Project Description: US 19 (SR 55) FROM W JUMP COURT TO W FORT ISLAND TRAIL *SIS*								
District: 07 County: CITRUS Type of Work: ADD LANES & RECONSTRUCT Project Length: 4.805								
Extra Description: 4 TO 6 LANES								
ENVIRONMENTAL / MANAGED BY FDOT								
DDR -DISTRICT DEDICATED REVENUE	168,122	0	0	0	0	0	0	168,122
DS -STATE PRIMARY HIGHWAYS & PTO	386,155	0	0	0	0	0	0	386,155
SN -STP, MANDATORY NON-URBAN <= 5K	545,683	0	0	0	0	0	0	545,683
Item 405822 3 Totals:	66,735,331	308,400	0	0	0	0	0	67,043,731

Fund	<2019	2019	2020	2021	2022	2023	>2023	All Years
LRTP Objectives: 1.3, 1.4, 1.8 (pages 6-6 through 6-7); Appendix H								
Item Number: 405822 5 Project Description: US 19 FROM CARDINAL ST TO GREEN ACRES ST *SIS*								
District: 07 County: CITRUS Type of Work: ADD LANES & RECONSTRUCT Project Length: 4.090								
Extra Description: 4 TO 6 LANES								
PRELIMINARY ENGINEERING / MANAGED BY FDOT								
DDR -DISTRICT DEDICATED REVENUE	505,217	0	0	0	0	0	0	505,217
DIH -STATE IN-HOUSE PRODUCT SUPPORT	19,628	0	0	0	0	0	0	19,628
DS -STATE PRIMARY HIGHWAYS & PTO	54,927	0	0	0	0	0	0	54,927
SA -STP, ANY AREA	1,760,062	0	0	0	0	0	0	1,760,062
ENVIRONMENTAL / MANAGED BY FDOT								
SA -STP, ANY AREA	0	0	0	0	0	64,750	0	64,750
Item 405822 5 Totals:	2,339,834	0	0	0	0	64,750	0	2,404,584
Project Total:	69,075,165	308,400	0	0	0	64,750	0	69,448,315

Effective Date: 04/09/2018 Florida Department of Transportation Run: 04/10/2018 11.00.39

5 Year TIP

**View 5 Year TIP Phase Grouping Crosswalk
07 = DISTRICT 7 - TAMPA**

Fund	<2019	2019	2020	2021	2022	2023	>2023	All Years
LRTP Objectives: 1.4, 2.1, 3.1, 4.2 (pages 6-6 through 6-11)								
Item Number: 405920 2 Project Description: TRAFFIC SIGNAL MAINTENANCE AND OPERATION FOR LOCAL GOVERNMENT *NON-SIS*								
District: 07 County: CITRUS Type of Work: TRAFFIC SIGNALS Project Length: .001								
Extra Description: CITRUS COUNTY								
OPERATIONS / RESPONSIBLE AGENCY NOT AVAILABLE								
DDR -DISTRICT DEDICATED REVENUE	820,126	226,282	0	0	0	0	0	1,046,408
DITS -STATEWIDE ITS - STATE 100%.	481,009	0	0	0	0	0	0	481,009
Item 405920 2 Totals:	1,301,135	226,282	0	0	0	0	0	1,527,417
Project Total:	1,301,135	226,282	0	0	0	0	0	1,527,417

Fund	<2019	2019	2020	2021	2022	2023	>2023	All Years
LRTP Objectives: 2.2, 3.9, 3.10 (pages 6-8 through 6-10)								
Item Number: 435295 2 Project Description: W CITRUS SPRINGS BLD FROM N SANTOS TO US 41 *NON-SIS*								
District: 07 County: CITRUS Type of Work: RESURFACING Project Length: 2.323								
Extra Description: 2 LANES								
CONSTRUCTION / RESPONSIBLE AGENCY NOT AVAILABLE								
GRSC -GROWTH MANAGEMENT FOR SCOP	0	0	0	632,652	0	0	0	632,652
LF -LOCAL FUNDS	0	0	0	151,173	0	0	0	151,173
LFP -LOCAL FUNDS FOR PARTICIPATING	0	0	0	379,691	0	0	0	379,691
SCED -2012 SB1998-SMALL CO OUTREACH	0	0	0	102,240	0	0	0	102,240
SCOP -SMALL COUNTY OUTREACH PROGRAM	0	0	0	244,842	0	0	0	244,842
SCWR -2015 SB2514A-SMALL CO OUTREACH	0	0	0	8,166	0	0	0	8,166
Item 435295 2 Totals:	0	0	0	1,518,764	0	0	0	1,518,764
Project Total:	0	0	0	1,518,764	0	0	0	1,518,764

Effective Date: 04/09/2018 Florida Department of Transportation Run: 04/10/2018 11.00.39

5 Year TIP

**View 5 Year TIP Phase Grouping Crosswalk
07 = DISTRICT 7 - TAMPA**

Fund	<2019	2019	2020	2021	2022	2023	>2023	All Years
LRTP Objectives: 2.2, 3.9, 3.10 (pages 6-8 through 6-10)								
Item Number: 435296 1 Project Description: CR 491 FROM GROVER CLEVELAND BLVD TO OCALA STREET *NON-SIS*								
District: 07 County: CITRUS Type of Work: RESURFACING Project Length: 3.142								
Extra Description: 4 LANES								
CONSTRUCTION / RESPONSIBLE AGENCY NOT AVAILABLE								
GRSC -GROWTH MANAGEMENT FOR SCOP	0	0	605,287	0	0	0	0	605,287
LF -LOCAL FUNDS	0	0	499,162	0	0	0	0	499,162
SCED -2012 SB1998-SMALL CO OUTREACH	0	0	256,410	0	0	0	0	256,410
SCOP -SMALL COUNTY OUTREACH PROGRAM	0	0	245,599	0	0	0	0	245,599
SCWR -2015 SB2514A-SMALL CO OUTREACH	0	0	299,487	0	0	0	0	299,487
Item 435296 1 Totals:	0	0	1,905,945	0	0	0	0	1,905,945
Project Total:	0	0	1,905,945	0	0	0	0	1,905,945

Fund	<2019	2019	2020	2021	2022	2023	>2023	All Years
LRTP Objectives: 2.2, 3.9, 3.10 (pages 6-8 through 6-10)								
Item Number: 435297 1 Project Description: FOREST RIDGE BLVD FROM CR 486 TO CR 491 *NON-SIS*								
District: 07 County: CITRUS Type of Work: RESURFACING Project Length: 3.073								
Extra Description: 4 LANES								
CONSTRUCTION / RESPONSIBLE AGENCY NOT AVAILABLE								
GRSC -GROWTH MANAGEMENT FOR SCOP	0	149,854	0	0	0	0	0	149,854
LF -LOCAL FUNDS	0	309,958	0	0	0	0	0	309,958
SCED -2012 SB1998-SMALL CO OUTREACH	0	256,410	0	0	0	0	0	256,410

Effective Date: 04/09/2018 Florida Department of Transportation Run: 04/10/2018 11.00.39

5 Year TIP

View 5 Year TIP Phase Grouping Crosswalk
07 = DISTRICT 7 - TAMPA

Fund	<2019	2019	2020	2021	2022	2023	>2023	All Years
LRTP Objectives: 2.2, 3.9, 3.10 (pages 6-8 through 6-10)								
Item Number: 435297 1 Project Description: FOREST RIDGE BLVD FROM CR 486 TO CR 491 *NON-SIS* (Continued)								
District: 07 County: CITRUS Type of Work: RESURFACING Project Length: 3.073								
Extra Description: 4 LANES								
SCOP -SMALL COUNTY OUTREACH PROGRAM	0	230,310	0	0	0	0	0	230,310
Item 435297 1 Totals:	0	946,532	0	0	0	0	0	946,532
Project Total:	0	946,532	0	0	0	0	0	946,532

Fund	<2019	2019	2020	2021	2022	2023	>2023	All Years
LRTP Objectives: 2.2, 2.3, 3.4, 3.5, 3.9 (pages 6-8 through 6-10)								
Item Number: 437514 1 Project Description: US 19/US 98/SR 55/S SUNCOAST BLVD FR HERNANDO CO LN TO W GREEN ACRES *SIS*								
District: 07 County: CITRUS Type of Work: RESURFACING Project Length: 6.811								
Extra Description: 4 LANES								
PRELIMINARY ENGINEERING / MANAGED BY FDOT								
DC -STATE PRIMARY PE CONSULTANTS	1,626	0	0	0	0	0	0	1,626
DDR -DISTRICT DEDICATED REVENUE	2,553,843	0	0	0	0	0	0	2,553,843
DIH -STATE IN-HOUSE PRODUCT SUPPORT	31,923	0	0	0	0	0	0	31,923
DS -STATE PRIMARY HIGHWAYS & PTO	61,903	0	0	0	0	0	0	61,903
CONSTRUCTION / MANAGED BY FDOT								
DDR -DISTRICT DEDICATED REVENUE	0	0	11,181,276	0	0	0	0	11,181,276
DIH -STATE IN-HOUSE PRODUCT SUPPORT	0	0	274,821	0	0	0	0	274,821
DS -STATE PRIMARY HIGHWAYS & PTO	1,464	0	0	0	0	0	0	1,464
HSID -INTERSECTION CRASHES	0	0	1,374,106	0	0	0	0	1,374,106
NHRE -NAT HWY PERFORM - RESURFACING	0	0	2,181,284	0	0	0	0	2,181,284

Effective Date: 04/09/2018 Florida Department of Transportation Run: 04/10/2018 11.00.39

5 Year TIP

**View 5 Year TIP Phase Grouping Crosswalk
07 = DISTRICT 7 - TAMPA**

Fund	<2019	2019	2020	2021	2022	2023	>2023	All Years
LRTP Objectives: 2.2, 2.3, 3.4, 3.5, 3.9 (pages 6-8 through 6-10)								
Item Number: 437514 1 Project Description: US 19/US 98/SR 55/S SUNCOAST BLVD FR HERNANDO CO LN TO W GREEN ACRES *SIS* (Continued)								
District: 07 County: CITRUS Type of Work: RESURFACING Project Length: 6.811								
Extra Description: 4 LANES								
<u>ENVIRONMENTAL / MANAGED BY FDOT</u>								
DDR -DISTRICT DEDICATED REVENUE	0	50,000	0	0	0	0	0	50,000
Item 437514 1 Totals:	2,650,759	50,000	15,011,487	0	0	0	0	17,712,246

Fund	<2019	2019	2020	2021	2022	2023	>2023	All Years
LRTP Objectives: 2.2, 2.3, 3.4, 3.5, 3.9 (pages 6-8 through 6-10)								
Item Number: 437514 2 Project Description: US 19/US 98/SR 55/S SUNCOAST BLVD FR HERNANDO CO LN TO W GREEN ACRES *SIS*								
District: 07 County: CITRUS Type of Work: BIKE PATH/TRAIL Project Length: 6.811								
Extra Description: DESIGN AND CONSTRUCT 10FT SHARED USE PATH ON EAST SIDE OF 19								
<u>PRELIMINARY ENGINEERING / MANAGED BY FDOT</u>								
DIH -STATE IN-HOUSE PRODUCT SUPPORT	1,000	0	0	0	0	0	0	1,000
DS -STATE PRIMARY HIGHWAYS & PTO	503,295	600,000	0	0	0	0	0	1,103,295
<u>RIGHT OF WAY / MANAGED BY FDOT</u>								
DIH -STATE IN-HOUSE PRODUCT SUPPORT	0	40,000	0	0	0	0	0	40,000
DS -STATE PRIMARY HIGHWAYS & PTO	0	137,900	0	0	0	0	0	137,900
<u>CONSTRUCTION / MANAGED BY FDOT</u>								
DDR -DISTRICT DEDICATED REVENUE	0	0	2,574,544	0	0	0	0	2,574,544
DIH -STATE IN-HOUSE PRODUCT SUPPORT	0	0	38,618	0	0	0	0	38,618
DS -STATE PRIMARY HIGHWAYS & PTO	0	0	205,963	0	0	0	0	205,963
Item 437514 2 Totals:	504,295	777,900	2,819,125	0	0	0	0	4,101,320
Project Total:	3,155,054	827,900	17,830,612	0	0	0	0	21,813,566

Effective Date: 04/09/2018 Florida Department of Transportation Run: 04/10/2018 11.00.39

5 Year TIP

**View 5 Year TIP Phase Grouping Crosswalk
07 = DISTRICT 7 - TAMPA**

Fund	<2019	2019	2020	2021	2022	2023	>2023	All Years
LRTP Objectives: 2.2, 2.3, 3.4, 3.5, 3.9 (pages 6-8 through 6-10)								
Item Number: 438146 1 Project Description: N CITRUS SPRINGS BLVD FROM US 41 TO WITHLACOOCHEE TRAIL (CR 39) *NON-SIS*								
District: 07 County: CITRUS Type of Work: RESURFACING Project Length: 1.350								
Extra Description: 2 LANES								
CONSTRUCTION / RESPONSIBLE AGENCY NOT AVAILABLE								
GRSC -GROWTH MANAGEMENT FOR SCOP	0	423,209	0	0	0	0	0	423,209
LFP -LOCAL FUNDS FOR PARTICIPATING	0	410,308	0	0	0	0	0	410,308
SCOP -SMALL COUNTY OUTREACH PROGRAM	0	11,741	0	0	0	0	0	11,741
SCWR -2015 SB2514A-SMALL CO OUTREACH	0	293,606	0	0	0	0	0	293,606
Item 438146 1 Totals:	0	1,138,864	0	0	0	0	0	1,138,864
Project Total:	0	1,138,864	0	0	0	0	0	1,138,864

Fund	<2019	2019	2020	2021	2022	2023	>2023	All Years
LRTP Objectives: 2.3, 3.4, 3.5 (pages 6-8 through 6-9); Appendix D-4								
Item Number: 439698 1 Project Description: FOREST RIDGE BLVD FR CR486/NORVELL BRYANT HWY TO W LAKE BEVERLY DR *NON-SIS*								
District: 07 County: CITRUS Type of Work: SIDEWALK Project Length: 1.605								
Extra Description: CONSTRUCT 5'SIDEWALK FOREST RIDGE ELEM-SAFE ROUTES TO SCHOOL								
PRELIMINARY ENGINEERING / MANAGED BY FDOT								
SR2T -SAFE ROUTES - TRANSFER	553,830	0	0	0	0	0	0	553,830
CONSTRUCTION / MANAGED BY FDOT								
SR2T -SAFE ROUTES - TRANSFER	0	0	0	1,548,766	0	0	0	1,548,766
Item 439698 1 Totals:	553,830	0	0	1,548,766	0	0	0	2,102,596
Project Total:	553,830	0	0	1,548,766	0	0	0	2,102,596

Effective Date: 04/09/2018 Florida Department of Transportation Run: 04/10/2018 11.00.39

5 Year TIP

View 5 Year TIP Phase Grouping Crosswalk
07 = DISTRICT 7 - TAMPA

Fund	<2019	2019	2020	2021	2022	2023	>2023	All Years
LRTP Objectives: 2.3, 3.4, 3.5 (pages 6-8 through 6-9)								
Item Number: 439699 1 Project Description: PLEASANT GROVE ELEMENTARY - PLEASANT GROVE RD AND DRUID RD *NON-SIS*								
District: 07 County: CITRUS Type of Work: SIDEWALK Project Length: 11.897								
Extra Description: CONSTRUCT 5' SIDEWALK GROVE TO SR 44/LAKE REGION/CR 581								
<u>PRELIMINARY ENGINEERING / MANAGED BY FDOT</u>								
SR2T -SAFE ROUTES - TRANSFER	379,524	0	0	0	0	0	0	379,524
<u>CONSTRUCTION / MANAGED BY FDOT</u>								
SR2T -SAFE ROUTES - TRANSFER	0	0	549,382	0	0	0	0	549,382
Item 439699 1 Totals:	379,524	0	549,382	0	0	0	0	928,906
Project Total:	379,524	0	549,382	0	0	0	0	928,906

Fund	<2019	2019	2020	2021	2022	2023	>2023	All Years
LRTP Objectives: 2.2, 2.3, 3.4, 3.5, 3.9 (pages 6-8 through 6-10)								
Item Number: 439706 1 Project Description: S CANARY PALM TERRACE FROM W GREEN ACRE ST TO W OAKLAWN ST *NON-SIS*								
District: 07 County: CITRUS Type of Work: RESURFACING Project Length: .253								
Extra Description: 2 LANES								
<u>CONSTRUCTION / RESPONSIBLE AGENCY NOT AVAILABLE</u>								
LFP -LOCAL FUNDS FOR PARTICIPATING	0	0	0	31,125	0	0	0	31,125
SCWR -2015 SB2514A-SMALL CO OUTREACH	0	0	0	93,375	0	0	0	93,375
Item 439706 1 Totals:	0	0	0	124,500	0	0	0	124,500
Project Total:	0	0	0	124,500	0	0	0	124,500

Effective Date: 04/09/2018 Florida Department of Transportation Run: 04/10/2018 11.00.39

5 Year TIP

**View 5 Year TIP Phase Grouping Crosswalk
07 = DISTRICT 7 - TAMPA**

Fund	<2019	2019	2020	2021	2022	2023	>2023	All Years
LRTP Objectives: 2.2, 2.3, 3.4, 3.5, 3.9 (pages 6-8 through 6-10)								
Item Number: 439707 1 Project Description: N DELTONA BLVD FROM W HOMEWAY LOOP TO W CITRUS SPRINGS BLVD *NON-SIS*								
District: 07 County: CITRUS Type of Work: RESURFACING Project Length: .617								
Extra Description: 2 LANES								
CONSTRUCTION / RESPONSIBLE AGENCY NOT AVAILABLE								
GRSC -GROWTH MANAGEMENT FOR SCOP	0	0	0	10,610	0	0	0	10,610
LFP -LOCAL FUNDS FOR PARTICIPATING	0	0	0	122,500	0	0	0	122,500
SCED -2012 SB1998-SMALL CO OUTREACH	0	0	0	154,170	0	0	0	154,170
SCOP -SMALL COUNTY OUTREACH PROGRAM	0	0	0	3,876	0	0	0	3,876
SCWR -2015 SB2514A-SMALL CO OUTREACH	0	0	0	198,844	0	0	0	198,844
Item 439707 1 Totals:	0	0	0	490,000	0	0	0	490,000
Project Total:	0	0	0	490,000	0	0	0	490,000

Fund	<2019	2019	2020	2021	2022	2023	>2023	All Years
LRTP Objectives: 2.2, 2.3, 3.4, 3.5, 3.9 (pages 6-8 through 6-10)								
Item Number: 441090 1 Project Description: E WITHLACOOCHEE TR (CR 39) FROM E SCOTT LN TO SR 200 *NON-SIS*								
District: 07 County: CITRUS Type of Work: RESURFACING Project Length: .868								
Extra Description: 2 LANES								
CONSTRUCTION / RESPONSIBLE AGENCY NOT AVAILABLE								
GRSC -GROWTH MANAGEMENT FOR SCOP	0	0	0	0	270,768	0	0	270,768
LFP -LOCAL FUNDS FOR PARTICIPATING	0	0	0	0	90,256	0	0	90,256
Item 441090 1 Totals:	0	0	0	0	361,024	0	0	361,024
Project Total:	0	0	0	0	361,024	0	0	361,024

Effective Date: 04/09/2018 Florida Department of Transportation Run: 04/10/2018 11.00.39

5 Year TIP

**View 5 Year TIP Phase Grouping Crosswalk
07 = DISTRICT 7 - TAMPA**

Fund	<2019	2019	2020	2021	2022	2023	>2023	All Years
LRTP Objectives: 2.2, 2.3, 3.4, 3.5, 3.9 (pages 6-8 through 6-10)								
Item Number: 441091 1 Project Description: E TURNER CAMP RD (CR 581) FROM E BANKS RD TO E MATTHEW MEADOWS CT *NON-SIS*								
District: 07 County: CITRUS Type of Work: RESURFACING Project Length: 2.418								
Extra Description: 2 LANES								
CONSTRUCTION / RESPONSIBLE AGENCY NOT AVAILABLE								
GRSC -GROWTH MANAGEMENT FOR SCOP	0	0	0	0	407,745	0	0	407,745
LFP -LOCAL FUNDS FOR PARTICIPATING	0	0	0	0	188,678	0	0	188,678
SCOP -SMALL COUNTY OUTREACH PROGRAM	0	0	0	0	158,287	0	0	158,287
Item 441091 1 Totals:	0	0	0	0	754,710	0	0	754,710
Project Total:	0	0	0	0	754,710	0	0	754,710

Fund	<2019	2019	2020	2021	2022	2023	>2023	All Years
LRTP Objectives: 2.2, 2.3, 3.4, 3.5, 3.9 (pages 6-8 through 6-10)								
Item Number: 441092 1 Project Description: W YULEE DRIVE (CR 490) FROM W BRADSHAW ST TO US 19 *NON-SIS*								
District: 07 County: CITRUS Type of Work: RESURFACING Project Length: .690								
Extra Description: 2 LANES								
CONSTRUCTION / RESPONSIBLE AGENCY NOT AVAILABLE								
LFP -LOCAL FUNDS FOR PARTICIPATING	0	0	0	0	88,580	0	0	88,580
SCWR -2015 SB2514A-SMALL CO OUTREACH	0	0	0	0	265,739	0	0	265,739
Item 441092 1 Totals:	0	0	0	0	354,319	0	0	354,319
Project Total:	0	0	0	0	354,319	0	0	354,319

Effective Date: 04/09/2018 Florida Department of Transportation Run: 04/10/2018 11.00.39

5 Year TIP

View 5 Year TIP Phase Grouping Crosswalk
07 = DISTRICT 7 - TAMPA

Fund	<2019	2019	2020	2021	2022	2023	>2023	All Years
LRTP Objectives: 2.2, 2.3, 3.4, 3.5, 3.9 (pages 6-8 through 6-10)								
Item Number: 441093 1 Project Description: S GREAT OAKS DRIVE FROM FLORAL PARK DR TO E ORANGE AVE *NON-SIS*								
District: 07 County: CITRUS Type of Work: RESURFACING Project Length: 1.756								
Extra Description: 2 LANES								
CONSTRUCTION / RESPONSIBLE AGENCY NOT AVAILABLE								
LFP -LOCAL FUNDS FOR PARTICIPATING	0	0	0	0	121,419	0	0	121,419
SCED -2012 SB1998-SMALL CO OUTREACH	0	0	0	0	256,410	0	0	256,410
SCOP -SMALL COUNTY OUTREACH PROGRAM	0	0	0	0	93,397	0	0	93,397
SCWR -2015 SB2514A-SMALL CO OUTREACH	0	0	0	0	14,449	0	0	14,449
Item 441093 1 Totals:	0	0	0	0	485,675	0	0	485,675
Project Total:	0	0	0	0	485,675	0	0	485,675

Fund	<2019	2019	2020	2021	2022	2023	>2023	All Years
LRTP Objectives: 2.3, 3.4, 3.5 (pages 6-8 through 6-9)								
Item Number: 441104 1 Project Description: N TURKEY OAK DR FROM SR 44 TO US 19 *NON-SIS*								
District: 07 County: CITRUS Type of Work: SIDEWALK Project Length: 3.284								
Extra Description: CONSTRUCT 5' SIDEWALK. CRYSTAL RIVER HIGH SCHOOL SRTS								
PRELIMINARY ENGINEERING / MANAGED BY FDOT								
SR2T -SAFE ROUTES - TRANSFER	0	315,181	0	0	0	0	0	315,181
CONSTRUCTION / MANAGED BY FDOT								
SR2T -SAFE ROUTES - TRANSFER	0	0	0	482,791	0	0	0	482,791
Item 441104 1 Totals:	0	315,181	0	482,791	0	0	0	797,972
Project Total:	0	315,181	0	482,791	0	0	0	797,972

Effective Date: 04/09/2018 Florida Department of Transportation Run: 04/10/2018 11.00.39

5 Year TIP

**View 5 Year TIP Phase Grouping Crosswalk
07 = DISTRICT 7 - TAMPA**

Fund	<2019	2019	2020	2021	2022	2023	>2023	All Years
LRTP Objectives: 1.4, 2.3, 3.10 (pages 6-6 through 6-10); Table 4-1 (page 4-2)								
Item Number: 257298 5 Project Description: CR 578 (CO LINE RD) FROM SUNCOAST PARKWAY TO US41 AT AYERS RD *NON-SIS*								
District: 07 County: HERNANDO Type of Work: NEW ROAD CONSTRUCTION Project Length: 1.492								
Extra Description: 0 TO 4 LANES								
PRELIMINARY ENGINEERING / MANAGED BY FDOT								
ACSA -ADVANCE CONSTRUCTION (SA)	11,114	0	0	0	0	0	0	11,114
DSF -STATE PRIMARY MATCHING FUNDS	5,693	0	0	0	0	0	0	5,693
LFF -LOCAL FUND - FOR MATCHING F/A	5,694	0	0	0	0	0	0	5,694
LFP -LOCAL FUNDS FOR PARTICIPATING	900,000	0	0	0	0	0	0	900,000
SA -STP, ANY AREA	599,779	0	0	0	0	0	0	599,779
SL -STP, AREAS <= 200K	2,015,532	0	0	0	0	0	0	2,015,532
TRIP -TRANS REGIONAL INCENTIVE PROGM	900,000	0	0	0	0	0	0	900,000
RIGHT OF WAY / MANAGED BY FDOT								
CIGP -COUNTY INCENTIVE GRANT PROGRAM	2,747,990	0	0	0	0	0	0	2,747,990
HPP -HIGH PRIORITY PROJECTS	3,626,886	0	0	0	0	0	0	3,626,886
LF -LOCAL FUNDS	1,415	0	0	0	0	0	0	1,415
LFP -LOCAL FUNDS FOR PARTICIPATING	2,747,990	0	0	0	0	0	0	2,747,990
SA -STP, ANY AREA	288,826	0	0	0	0	0	0	288,826
SL -STP, AREAS <= 200K	2,615,202	0	0	0	0	0	0	2,615,202
TRIP -TRANS REGIONAL INCENTIVE PROGM	1,268	0	0	0	0	0	0	1,268
RAILROAD & UTILITIES / MANAGED BY FDOT								
LF -LOCAL FUNDS	0	1,605,124	0	0	0	0	0	1,605,124
SA -STP, ANY AREA	0	20,000	0	0	0	0	0	20,000

Effective Date: 04/09/2018 Florida Department of Transportation Run: 04/10/2018 11.00.39

5 Year TIP

**View 5 Year TIP Phase Grouping Crosswalk
07 = DISTRICT 7 - TAMPA**

Fund	<2019	2019	2020	2021	2022	2023	>2023	All Years
LRTP Objectives: 1.4, 2.3, 3.10 (pages 6-6 through 6-10); Table 4-1 (page 4-2)								
Item Number: 257298 5 Project Description: CR 578 (CO LINE RD) FROM SUNCOAST PARKWAY TO US41 AT AYERS RD *NON-SIS* (Continued)								
District: 07 County: HERNANDO Type of Work: NEW ROAD CONSTRUCTION Project Length: 1.492								
Extra Description: 0 TO 4 LANES								
CONSTRUCTION / MANAGED BY FDOT								
ACSA -ADVANCE CONSTRUCTION (SA)	0	9,164,432	0	0	0	0	0	9,164,432
ACSL -ADVANCE CONSTRUCTION (SL)	0	1,056,225	0	0	0	0	0	1,056,225
CM -CONGESTION MITIGATION - AQ	0	1,924,194	0	0	0	0	0	1,924,194
HPP -HIGH PRIORITY PROJECTS	0	1,180,194	0	0	0	0	0	1,180,194
LF -LOCAL FUNDS	0	67,504	0	0	0	0	0	67,504
SA -STP, ANY AREA	0	1,814,171	0	0	0	0	0	1,814,171
SL -STP, AREAS <= 200K	0	3,002,570	0	0	0	0	0	3,002,570
SU -STP, URBAN AREAS > 200K	0	5,018,626	0	0	0	0	0	5,018,626
ENVIRONMENTAL / MANAGED BY FDOT								
SA -STP, ANY AREA	137,419	0	0	0	0	0	0	137,419
Item 257298 5 Totals:	16,604,808	24,853,040	0	0	0	0	0	41,457,848
Project Total:	16,604,808	24,853,040	0	0	0	0	0	41,457,848

Fund	<2019	2019	2020	2021	2022	2023	>2023	All Years
LRTP Objectives: 1.4, 2.1, 3.1, 4.2 (pages 6-6 through 6-11)								
Item Number: 405920 3 Project Description: TRAFFIC SIGNAL MAINTENANCE AND OPERATION FOR LOCAL GOVERNMENT *NON-SIS*								
District: 07 County: HERNANDO Type of Work: TRAFFIC SIGNALS Project Length: .001								
OPERATIONS / RESPONSIBLE AGENCY NOT AVAILABLE								
DDR -DISTRICT DEDICATED REVENUE	1,258,351	193,708	0	0	0	0	0	1,452,059
DITS -STATEWIDE ITS - STATE 100%.	242,294	0	0	0	0	0	0	242,294
Item 405920 3 Totals:	1,500,645	193,708	0	0	0	0	0	1,694,353
Project Total:	1,500,645	193,708	0	0	0	0	0	1,694,353

Effective Date: 04/09/2018 Florida Department of Transportation Run: 04/10/2018 11.00.39

5 Year TIP

View 5 Year TIP Phase Grouping Crosswalk
07 = DISTRICT 7 - TAMPA

Fund	<2019	2019	2020	2021	2022	2023	>2023	All Years
LRTP Objectives: 5.2, 5.5 (pages 6-12 and 6-13); Table 5-5 (page 5-11); Table 4-1 (page 4-2); Appendix H								
Item Number: 411011 8 Project Description: I-75 (SR 93) FM S OF US98/SR50/CORTEZ TO N OF US98/SR50/CORTEZ *SIS*								
District: 07 County: HERNANDO Type of Work: LANDSCAPING Project Length: 2.986								
Extra Description: LANDSCAPE ONLY PROJECT. FUNDS FROM SEGMENT 4 FOR LANDSCAPE ITEMS.								
PRELIMINARY ENGINEERING / MANAGED BY FDOT								
DIH -STATE IN-HOUSE PRODUCT SUPPORT	1,000	0	0	0	0	0	0	1,000
DS -STATE PRIMARY HIGHWAYS & PTO	243,316	0	0	0	0	0	0	243,316
CONSTRUCTION / MANAGED BY FDOT								
DDR -DISTRICT DEDICATED REVENUE	0	1,138,480	0	0	0	0	0	1,138,480
DIH -STATE IN-HOUSE PRODUCT SUPPORT	0	15,960	0	0	0	0	0	15,960
Item 411011 8 Totals:	244,316	1,154,440	0	0	0	0	0	1,398,756
Project Total:	244,316	1,154,440	0	0	0	0	0	1,398,756

Fund	<2019	2019	2020	2021	2022	2023	>2023	All Years
LRTP Objectives: 1.1, 1.2, 1.4, 1.6, 1.8, 1.9, 2.3, 3.7, 3.9, 3.10, 4.1 (pages 6-6 through 6-11); Table 4-1 (page 4-2)								
Item Number: 416732 3 Project Description: SR 50 FROM US 98/MCKETHAN RD TO US 301 *SIS*								
District: 07 County: HERNANDO Type of Work: ADD LANES & REHABILITATE PVMNT Project Length: 4.462								
Extra Description: 2 TO 4 LANES								
PRELIMINARY ENGINEERING / MANAGED BY FDOT								
DDR -DISTRICT DEDICATED REVENUE	556,225	0	0	0	0	0	0	556,225
DIH -STATE IN-HOUSE PRODUCT SUPPORT	14,588	0	0	0	0	0	0	14,588
DS -STATE PRIMARY HIGHWAYS & PTO	1,512,781	0	0	0	0	0	0	1,512,781
SA -STP, ANY AREA	2,492,846	0	0	0	0	0	0	2,492,846
SL -STP, AREAS <= 200K	31,040	0	0	0	0	0	0	31,040

Effective Date: 04/09/2018 Florida Department of Transportation Run: 04/10/2018 11.00.39

5 Year TIP

View 5 Year TIP Phase Grouping Crosswalk 07 = DISTRICT 7 - TAMPA

Fund	<2019	2019	2020	2021	2022	2023	>2023	All Years
LRTP Objectives: 1.1, 1.2, 1.4, 1.6, 1.8, 1.9, 2.3, 3.7, 3.9, 3.10, 4.1 (pages 6-6 through 6-11); Table 4-1 (page 4-2)								
Item Number: 416732 3 Project Description: SR 50 FROM US 98/MCKETHAN RD TO US 301 *SIS* (Continued)								
District: 07 County: HERNANDO Type of Work: ADD LANES & REHABILITATE PVMNT Project Length: 4.462								
Extra Description: 2 TO 4 LANES								
RIGHT OF WAY / MANAGED BY FDOT								
ACSL -ADVANCE CONSTRUCTION (SL)	2,384,359	0	0	0	0	0	0	2,384,359
DDR -DISTRICT DEDICATED REVENUE	326,002	0	0	0	0	0	0	326,002
DIH -STATE IN-HOUSE PRODUCT SUPPORT	462,176	0	0	0	0	0	0	462,176
DS -STATE PRIMARY HIGHWAYS & PTO	1,366,272	0	0	0	0	0	0	1,366,272
RAILROAD & UTILITIES / MANAGED BY FDOT								
LF -LOCAL FUNDS	0	2,000,000	0	0	0	0	0	2,000,000
CONSTRUCTION / MANAGED BY FDOT								
DDR -DISTRICT DEDICATED REVENUE	0	2,333,796	0	0	0	0	0	2,333,796
DI -ST. - S/W INTER/INTRASTATE HWY	0	20,848,519	0	0	0	0	0	20,848,519
DIH -STATE IN-HOUSE PRODUCT SUPPORT	0	324,043	0	0	0	0	0	324,043
DS -STATE PRIMARY HIGHWAYS & PTO	521	0	0	0	0	0	0	521
ENVIRONMENTAL / MANAGED BY FDOT								
DDR -DISTRICT DEDICATED REVENUE	0	55,000	0	0	0	0	0	55,000
SA -STP, ANY AREA	46,032	0	0	0	0	0	0	46,032
SL -STP, AREAS <= 200K	39,732	0	0	0	0	0	0	39,732
Item 416732 3 Totals:	9,232,574	25,561,358	0	0	0	0	0	34,793,932

Effective Date: 04/09/2018 Florida Department of Transportation Run: 04/10/2018 11.00.39

5 Year TIP

View 5 Year TIP Phase Grouping Crosswalk
07 = DISTRICT 7 - TAMPA

Fund	<2019	2019	2020	2021	2022	2023	>2023	All Years
LRTP Objectives: 1.1, 1.2, 1.4, 1.6, 1.8, 1.9, 2.3, 3.7, 3.9, 3.10, 4.1 (pages 6-6 through 6-11); Map 5-2 (page 5-10); Table 4-1 (page 4-2)								
Item Number: 416732 4 Project Description: SR 50 FM WINDMERE RD/BRONSON BL TO US 98/MCKETHAN RD *SIS*								
District: 07 County: HERNANDO Type of Work: ADD LANES & REHABILITATE PVMNT Project Length: 7.096								
Extra Description: 4 TO 6 LANES								
PRELIMINARY ENGINEERING / MANAGED BY FDOT								
DDR -DISTRICT DEDICATED REVENUE	1,161,555	0	0	0	0	0	0	1,161,555
DIH -STATE IN-HOUSE PRODUCT SUPPORT	16,451	0	0	0	0	0	0	16,451
DS -STATE PRIMARY HIGHWAYS & PTO	183,986	0	0	0	0	0	0	183,986
SA -STP, ANY AREA	2,818,099	0	0	0	0	0	0	2,818,099
SL -STP, AREAS <= 200K	751,256	0	0	0	0	0	0	751,256
RIGHT OF WAY / MANAGED BY FDOT								
DDR -DISTRICT DEDICATED REVENUE	2,096,196	0	0	0	0	0	0	2,096,196
DIH -STATE IN-HOUSE PRODUCT SUPPORT	400,000	0	0	0	0	0	0	400,000
DS -STATE PRIMARY HIGHWAYS & PTO	815,392	0	0	0	0	0	0	815,392
RAILROAD & UTILITIES / MANAGED BY FDOT								
LF -LOCAL FUNDS	0	2,300,000	0	0	0	0	0	2,300,000
CONSTRUCTION / MANAGED BY FDOT								
DDR -DISTRICT DEDICATED REVENUE	0	27,235,000	0	0	0	0	0	27,235,000
DI -ST. - S/W INTER/INTRASTATE HWY	0	3,298,680	0	0	0	0	0	3,298,680
DIH -STATE IN-HOUSE PRODUCT SUPPORT	0	428,288	0	0	0	0	0	428,288
DS -STATE PRIMARY HIGHWAYS & PTO	108	0	0	0	0	0	0	108
ENVIRONMENTAL / MANAGED BY FDOT								
DDR -DISTRICT DEDICATED REVENUE	0	20,516	0	0	0	0	0	20,516
Item 416732 4 Totals:	8,243,043	33,282,484	0	0	0	0	0	41,525,527
Project Total:	17,475,617	58,843,842	0	0	0	0	0	76,319,459

Effective Date: 04/09/2018 Florida Department of Transportation Run: 04/10/2018 11.00.39

5 Year TIP

View 5 Year TIP Phase Grouping Crosswalk
07 = DISTRICT 7 - TAMPA

Fund	<2019	2019	2020	2021	2022	2023	>2023	All Years
LRTP Objectives: 1.1, 1.2, 1.4, 1.6, 1.8, 2.3, 3.7, 3.10, 4.1 (pages 6-6 through 6-11); Map 5-2 (page 5-10); Table 5-5 (page 5-11)								
Item Number: 416733 2 Project Description: SR 50/CORTEZ BLVD FROM COBB RD TO W OF BUCK HOPE RD *SIS*								
District: 07 County: HERNANDO Type of Work: ADD LANES & RECONSTRUCT Project Length: 1.283								
Extra Description: 4 TO 6 LANES								
PRELIMINARY ENGINEERING / MANAGED BY FDOT								
DDR -DISTRICT DEDICATED REVENUE	23,654	0	0	0	0	0	0	23,654
DI -ST. - S/W INTER/INTRASTATE HWY	0	600,000	0	0	0	0	0	600,000
DIH -STATE IN-HOUSE PRODUCT SUPPORT	64,252	0	0	0	0	0	0	64,252
DS -STATE PRIMARY HIGHWAYS & PTO	67,679	0	0	0	0	0	0	67,679
GMR -GROWTH MANAGEMENT FOR SIS	2,417,000	0	0	0	0	0	0	2,417,000
RIGHT OF WAY / MANAGED BY FDOT								
DI -ST. - S/W INTER/INTRASTATE HWY	1,367,700	0	0	0	0	0	0	1,367,700
DIH -STATE IN-HOUSE PRODUCT SUPPORT	80,000	0	0	0	0	0	0	80,000
CONSTRUCTION / MANAGED BY FDOT								
DI -ST. - S/W INTER/INTRASTATE HWY	0	0	0	0	0	13,303,654	0	13,303,654
DIH -STATE IN-HOUSE PRODUCT SUPPORT	0	0	0	0	0	184,774	0	184,774
ENVIRONMENTAL / MANAGED BY FDOT								
DDR -DISTRICT DEDICATED REVENUE	0	75,000	0	0	144,974	0	0	219,974
Item 416733 2 Totals:	4,020,285	675,000	0	0	144,974	13,488,428	0	18,328,687
Project Total:	4,020,285	675,000	0	0	144,974	13,488,428	0	18,328,687

Effective Date: 04/09/2018 Florida Department of Transportation Run: 04/10/2018 11.00.39

5 Year TIP

View 5 Year TIP Phase Grouping Crosswalk
07 = DISTRICT 7 - TAMPA

Fund	<2019	2019	2020	2021	2022	2023	>2023	All Years
LRTP Objectives: 1.1, 1.2, 1.4, 1.6, 1.8, 2.3, 3.7, 3.10, 4.1 (pages 6-6 through 6-11); Map 5-2 (page 5-10); Table 5-5 (page 5-11)								
Item Number: 416735 1 Project Description: SR 50/CORTEZ BLVD FROM W OF BUCK HOPE RD TO W OF JEFFERSON STREET *SIS*								
District: 07 County: HERNANDO Type of Work: ADD LANES & REHABILITATE PVMNT Project Length: 2.517								
Extra Description: 4 TO 6 LANES								
PRELIMINARY ENGINEERING / MANAGED BY FDOT								
ACNP -ADVANCE CONSTRUCTION NHPP	0	3,400,000	0	0	0	0	0	3,400,000
ACSA -ADVANCE CONSTRUCTION (SA)	1,030,739	0	0	0	0	0	0	1,030,739
ACSL -ADVANCE CONSTRUCTION (SL)	188,981	0	0	0	0	0	0	188,981
DDR -DISTRICT DEDICATED REVENUE	53,226	0	0	0	0	0	0	53,226
DIH -STATE IN-HOUSE PRODUCT SUPPORT	60,418	0	0	0	0	0	0	60,418
DS -STATE PRIMARY HIGHWAYS & PTO	74,584	0	0	0	0	0	0	74,584
SL -STP, AREAS <= 200K	1,780,148	0	0	0	0	0	0	1,780,148
RIGHT OF WAY / MANAGED BY FDOT								
DDR -DISTRICT DEDICATED REVENUE	0	0	2,932,000	0	0	0	0	2,932,000
DIH -STATE IN-HOUSE PRODUCT SUPPORT	0	0	140,000	0	0	0	0	140,000
SL -STP, AREAS <= 200K	0	0	0	3,259,200	0	0	0	3,259,200
CONSTRUCTION / MANAGED BY FDOT								
ACNP -ADVANCE CONSTRUCTION NHPP	0	0	0	0	0	34,053,371	0	34,053,371
ENVIRONMENTAL / MANAGED BY FDOT								
DDR -DISTRICT DEDICATED REVENUE	16,944	75,000	0	0	111,446	0	0	203,390
Item 416735 1 Totals:	3,205,040	3,475,000	3,072,000	3,259,200	111,446	34,053,371	0	47,176,057
Project Total:	3,205,040	3,475,000	3,072,000	3,259,200	111,446	34,053,371	0	47,176,057

Effective Date: 04/09/2018 Florida Department of Transportation Run: 04/10/2018 11.00.39

5 Year TIP

View 5 Year TIP Phase Grouping Crosswalk
07 = DISTRICT 7 - TAMPA

Fund	<2019	2019	2020	2021	2022	2023	>2023	All Years
LRTP Objectives: 1.1, 1.2, 1.4, 1.6, 1.8, 1.9, 2.3, 3.7, 3.9, 3.10, 4.1 (pages 6-6 through 6-11); Table 4-1 (page 4-2); Appendix H								
Item Number: 430051 2 Project Description: SR 50 FROM LOCKHART RD TO E OF REMINGTON RD *SIS*								
District: 07 County: HERNANDO Type of Work: ADD LANES & REHABILITATE PVMNT Project Length: .355								
Extra Description: 4 TO 6 LANES								
PRELIMINARY ENGINEERING / MANAGED BY FDOT								
ACNP -ADVANCE CONSTRUCTION NHPP	18,720	0	0	0	0	0	0	18,720
DDR -DISTRICT DEDICATED REVENUE	92,256	0	0	0	0	0	0	92,256
DIH -STATE IN-HOUSE PRODUCT SUPPORT	49,764	0	0	0	0	0	0	49,764
DS -STATE PRIMARY HIGHWAYS & PTO	46,908	0	0	0	0	0	0	46,908
NHPP -IM, BRDG REPL, NATNL HWY-MAP21	817,845	0	0	0	0	0	0	817,845
RAILROAD & UTILITIES / MANAGED BY FDOT								
LF -LOCAL FUNDS	0	0	350,000	0	0	0	0	350,000
CONSTRUCTION / MANAGED BY FDOT								
CM -CONGESTION MITIGATION - AQ	0	0	75,580	0	0	0	0	75,580
DDR -DISTRICT DEDICATED REVENUE	0	0	2,525,650	0	0	0	0	2,525,650
DS -STATE PRIMARY HIGHWAYS & PTO	6,091	0	0	0	0	0	0	6,091
SA -STP, ANY AREA	0	0	390,987	0	0	0	0	390,987
SL -STP, AREAS <= 200K	0	0	2,058,177	0	0	0	0	2,058,177
Item 430051 2 Totals:	1,031,584	0	5,400,394	0	0	0	0	6,431,978
Project Total:	1,031,584	0	5,400,394	0	0	0	0	6,431,978

Effective Date: 04/09/2018 Florida Department of Transportation Run: 04/10/2018 11.00.39

5 Year TIP

View 5 Year TIP Phase Grouping Crosswalk 07 = DISTRICT 7 - TAMPA

Fund	<2019	2019	2020	2021	2022	2023	>2023	All Years
LRTP Objectives: 2.3, 3.4, 3.5 (pages 6-8 through 6-9); Appendix D-2								
Item Number: 433714 1 Project Description: LINDEN DR FROM CORONADO DR TO SPRING HILL DR *NON-SIS*								
District: 07 County: HERNANDO Type of Work: SIDEWALK Project Length: .953								
Extra Description: DESIGN AND CONSTRUCT 5' SIDEWALK								
<u>PRELIMINARY ENGINEERING / MANAGED BY HERNANDO COUNTY BOARD OF COUNTY</u>								
TALT -TRANSPORTATION ALTS- ANY AREA	1,000	45,000	0	0	0	0	0	46,000
<u>CONSTRUCTION / MANAGED BY HERNANDO COUNTY BOARD OF COUNTY</u>								
TALL -TRANSPORTATION ALTS- <200K	0	0	0	339,011	0	0	0	339,011
TALT -TRANSPORTATION ALTS- ANY AREA	0	0	0	62,893	0	0	0	62,893
Item 433714 1 Totals:	1,000	45,000	0	401,904	0	0	0	447,904
Project Total:	1,000	45,000	0	401,904	0	0	0	447,904

Fund	<2019	2019	2020	2021	2022	2023	>2023	All Years
LRTP Objectives: 1.2, 1.5, 1.7 (pages 6-6 to 6-7)								
Item Number: 433863 1 Project Description: US 98 (SR 700) FM N OF OAKDALE AVE TO S OF MANECKE RD *NON-SIS*								
District: 07 County: HERNANDO Type of Work: RAILROAD CROSSING Project Length: .145								
Extra Description: REPLACE RR CROSSING SURFACE @ NGCN: 624893H (SR LINE)								
<u>PRELIMINARY ENGINEERING / MANAGED BY FDOT</u>								
DDR -DISTRICT DEDICATED REVENUE	199,845	0	0	0	0	0	0	199,845
DIH -STATE IN-HOUSE PRODUCT SUPPORT	6,138	0	0	0	0	0	0	6,138
DS -STATE PRIMARY HIGHWAYS & PTO	5,294	0	0	0	0	0	0	5,294
<u>RAILROAD & UTILITIES / MANAGED BY FDOT</u>								
DDR -DISTRICT DEDICATED REVENUE	220,000	0	0	0	0	0	0	220,000

Effective Date: 04/09/2018 Florida Department of Transportation Run: 04/10/2018 11.00.39

5 Year TIP

**View 5 Year TIP Phase Grouping Crosswalk
07 = DISTRICT 7 - TAMPA**

Fund	<2019	2019	2020	2021	2022	2023	>2023	All Years
LRTP Objectives: 1.2, 1.5, 1.7 (pages 6-6 to 6-7)								
Item Number: 433863 1 Project Description: US 98 (SR 700) FM N OF OAKDALE AVE TO S OF MANECKE RD *NON-SIS* (Continued)								
District: 07 County: HERNANDO Type of Work: RAILROAD CROSSING Project Length: .145								
Extra Description: REPLACE RR CROSSING SURFACE @ NGCN: 624893H (SR LINE)								
CONSTRUCTION / MANAGED BY FDOT								
DDR -DISTRICT DEDICATED REVENUE	0	176,821	0	0	0	0	0	176,821
DIH -STATE IN-HOUSE PRODUCT SUPPORT	0	3,084	0	0	0	0	0	3,084
Item 433863 1 Totals:	431,277	179,905	0	0	0	0	0	611,182
Project Total:	431,277	179,905	0	0	0	0	0	611,182

Fund	<2019	2019	2020	2021	2022	2023	>2023	All Years
LRTP Objectives: 1.2, 1.5, 1.7 (pages 6-6 to 6-7)								
Item Number: 433864 1 Project Description: US 41 (JEFFERSON ST) FM E OF GARY ST TO E OF N MILDRED AVE *NON-SIS*								
District: 07 County: HERNANDO Type of Work: RAILROAD CROSSING Project Length: .108								
Extra Description: REPLACE RR SURFACE @ NGCN: 624896D								
PRELIMINARY ENGINEERING / MANAGED BY FDOT								
DDR -DISTRICT DEDICATED REVENUE	63,992	0	0	0	0	0	0	63,992
DIH -STATE IN-HOUSE PRODUCT SUPPORT	23,263	0	0	0	0	0	0	23,263
DS -STATE PRIMARY HIGHWAYS & PTO	18,906	0	0	0	0	0	0	18,906
RAILROAD & UTILITIES / MANAGED BY FDOT								
DDR -DISTRICT DEDICATED REVENUE	220,000	0	0	0	0	0	0	220,000
CONSTRUCTION / MANAGED BY FDOT								
DDR -DISTRICT DEDICATED REVENUE	0	161,586	0	0	0	0	0	161,586
DIH -STATE IN-HOUSE PRODUCT SUPPORT	0	6,689	0	0	0	0	0	6,689
Item 433864 1 Totals:	326,161	168,275	0	0	0	0	0	494,436
Project Total:	326,161	168,275	0	0	0	0	0	494,436

Effective Date: 04/09/2018 Florida Department of Transportation Run: 04/10/2018 11.00.39

5 Year TIP

**View 5 Year TIP Phase Grouping Crosswalk
07 = DISTRICT 7 - TAMPA**

Fund	<2019	2019	2020	2021	2022	2023	>2023	All Years
LRTP Objectives: 2.2, 2.3, 3.4, 3.5, 3.9 (pages 6-8 through 6-10)								
Item Number: 436480 1 Project Description: US 98/SR 700/PONCE DE LEON BLVD FROM BROAD ST TO WARD AVE *NON-SIS*								
District: 07 County: HERNANDO Type of Work: RESURFACING Project Length: .542								
Extra Description: 2 LANES								
PRELIMINARY ENGINEERING / MANAGED BY FDOT								
DIH -STATE IN-HOUSE PRODUCT SUPPORT	152,554	0	0	0	0	0	0	152,554
DS -STATE PRIMARY HIGHWAYS & PTO	170,011	0	0	0	0	0	0	170,011
CONSTRUCTION / MANAGED BY FDOT								
DDR -DISTRICT DEDICATED REVENUE	0	1,016,500	0	0	0	0	0	1,016,500
DIH -STATE IN-HOUSE PRODUCT SUPPORT	0	14,250	0	0	0	0	0	14,250
Item 436480 1 Totals:	322,565	1,030,750	0	0	0	0	0	1,353,315
Project Total:	322,565	1,030,750	0	0	0	0	0	1,353,315

Fund	<2019	2019	2020	2021	2022	2023	>2023	All Years
LRTP Objectives: 2.3, 3.4, 3.5 (pages 6-8 through 6-9); Appendix D-2								
Item Number: 436708 1 Project Description: DELTONA BLVD FROM SPRING HILL DR TO BEGONIA ST *NON-SIS*								
District: 07 County: HERNANDO Type of Work: SIDEWALK Project Length: .634								
Extra Description: DESIGN AND CONSTRUCT 5' SIDEWALKS								
PRELIMINARY ENGINEERING / MANAGED BY FDOT								
SR2T -SAFE ROUTES - TRANSFER	943	0	0	0	0	0	0	943
PRELIMINARY ENGINEERING / MANAGED BY HERNANDO COUNTY BOARD OF COUNTY								
SR2T -SAFE ROUTES - TRANSFER	71,322	0	0	0	0	0	0	71,322
CONSTRUCTION / MANAGED BY HERNANDO COUNTY BOARD OF COUNTY								
TALL -TRANSPORTATION ALTS- <200K	0	0	0	10,935	0	0	0	10,935
TALT -TRANSPORTATION ALTS- ANY AREA	0	0	0	385,001	0	0	0	385,001
Item 436708 1 Totals:	72,265	0	0	395,936	0	0	0	468,201
Project Total:	72,265	0	0	395,936	0	0	0	468,201

Effective Date: 04/09/2018 Florida Department of Transportation Run: 04/10/2018 11.00.39

5 Year TIP

**View 5 Year TIP Phase Grouping Crosswalk
07 = DISTRICT 7 - TAMPA**

Fund	<2019	2019	2020	2021	2022	2023	>2023	All Years
LRTP Objectives: 2.3, 3.4, 3.5 (pages 6-8 through 6-9); Appendix D-2								
Item Number: 436709 1 Project Description: WESTSIDE ELEMENTARY *NON-SIS*								
District: 07 County: HERNANDO Type of Work: SIDEWALK Project Length: .000								
Extra Description: DESIGN AND CONSTRUCT 5'SIDEWALKS								
PRELIMINARY ENGINEERING / MANAGED BY HERNANDO COUNTY BOARD OF COUNTY								
SR2T -SAFE ROUTES - TRANSFER	65,479	0	0	0	0	0	0	65,479
CONSTRUCTION / MANAGED BY HERNANDO COUNTY BOARD OF COUNTY								
TALL -TRANSPORTATION ALTS- <200K	0	0	23,635	0	0	0	0	23,635
TALT -TRANSPORTATION ALTS- ANY AREA	0	0	253,382	0	0	0	0	253,382
Item 436709 1 Totals:	65,479	0	277,017	0	0	0	0	342,496
Project Total:	65,479	0	277,017	0	0	0	0	342,496

Fund	<2019	2019	2020	2021	2022	2023	>2023	All Years
LRTP Objectives: 2.3, 3.4, 3.5 (pages 6-8 through 6-9); Appendix D-2								
Item Number: 436710 1 Project Description: JD FLOYD ELEMENTARY SCHOOL *NON-SIS*								
District: 07 County: HERNANDO Type of Work: SIDEWALK Project Length: .000								
Extra Description: DESIGN AND CONSTRUCT 5' SIDEWALKS								
PRELIMINARY ENGINEERING / MANAGED BY HERNANDO COUNTY BOARD OF COUNTY								
SR2T -SAFE ROUTES - TRANSFER	69,702	0	0	0	0	0	0	69,702
CONSTRUCTION / MANAGED BY HERNANDO COUNTY BOARD OF COUNTY								
TALL -TRANSPORTATION ALTS- <200K	0	0	0	0	0	1,000	0	1,000
TALT -TRANSPORTATION ALTS- ANY AREA	0	0	0	0	0	474,208	0	474,208
Item 436710 1 Totals:	69,702	0	0	0	0	475,208	0	544,910
Project Total:	69,702	0	0	0	0	475,208	0	544,910

Effective Date: 04/09/2018 Florida Department of Transportation Run: 04/10/2018 11.00.39

5 Year TIP

**View 5 Year TIP Phase Grouping Crosswalk
07 = DISTRICT 7 - TAMPA**

Fund	<2019	2019	2020	2021	2022	2023	>2023	All Years
LRTP Objectives: 2.3, 3.4, 3.5 (pages 6-8 through 6-9); Appendix D-2								
Item Number: 436712 1 Project Description: HOWELL AVE FROM CROOM RD TO US 41 (BROAD ST) *NON-SIS*								
District: 07 County: HERNANDO Type of Work: SIDEWALK Project Length: .819								
Extra Description: BROOKSVILLE ELEMENTARY 5' SIDEWALKS SAFE ROUTES TO SCHOOL								
PRELIMINARY ENGINEERING / MANAGED BY HERNANDO COUNTY BOARD OF COUNTY								
SR2S -SAFE ROUTES - INFRASTRUCTURE	34,746	0	0	0	0	0	0	34,746
SR2T -SAFE ROUTES - TRANSFER	20,053	0	0	0	0	0	0	20,053
CONSTRUCTION / MANAGED BY HERNANDO COUNTY BOARD OF COUNTY								
TALL -TRANSPORTATION ALTS- <200K	0	0	279,750	0	0	0	0	279,750
Item 436712 1 Totals:	54,799	0	279,750	0	0	0	0	334,549
Project Total:	54,799	0	279,750	0	0	0	0	334,549

Fund	<2019	2019	2020	2021	2022	2023	>2023	All Years
LRTP Objectives: 1.2, 1.7, 2.3, 3.2, 3.4, 3.5 (pages 6-8 through 6-9); Map 4-9 (page 4-20); Appendix D-1								
Item Number: 437264 2 Project Description: GOOD NEIGHBOR TRAIL GAP FR W OF SR 50/CORTEZ BLVD TO GOOD NEIGHBOR TR *SIS*								
District: 07 County: HERNANDO Type of Work: BIKE PATH/TRAIL Project Length: 2.179								
Extra Description: CONNECT 12' TRAIL FR SUNCOAST TRL TO GOOD NEIGHBOR TRL-C2C								
P D & E / MANAGED BY FDOT								
TALT -TRANSPORTATION ALTS- ANY AREA	150,000	0	0	0	0	0	0	150,000
TLWR -2015 SB2514A-TRAIL NETWORK	358,669	0	0	0	0	0	0	358,669
PRELIMINARY ENGINEERING / MANAGED BY FDOT								
DIH -STATE IN-HOUSE PRODUCT SUPPORT	11,000	0	0	0	0	0	0	11,000
DS -STATE PRIMARY HIGHWAYS & PTO	43,840	0	0	0	0	0	0	43,840
TLWR -2015 SB2514A-TRAIL NETWORK	2,029,842	0	0	0	0	0	0	2,029,842
RIGHT OF WAY / MANAGED BY FDOT								
DIH -STATE IN-HOUSE PRODUCT SUPPORT	0	0	1,000	0	0	0	0	1,000
TLWR -2015 SB2514A-TRAIL NETWORK	0	2,877,970	3,122,030	0	0	0	0	6,000,000

Effective Date: 04/09/2018 Florida Department of Transportation Run: 04/10/2018 11.00.39

5 Year TIP

View 5 Year TIP Phase Grouping Crosswalk
07 = DISTRICT 7 - TAMPA

Fund	<2019	2019	2020	2021	2022	2023	>2023	All Years
LRTP Objectives: 1.2, 1.7, 2.3, 3.2, 3.4, 3.5 (pages 6-8 through 6-9); Map 4-9 (page 4-20); Appendix D-1								
Item Number: 437264 2 Project Description: GOOD NEIGHBOR TRAIL GAP FR W OF SR 50/CORTEZ BLVD TO GOOD NEIGHBOR TR *SIS* <i>(Continued)</i>								
District: 07 County: HERNANDO Type of Work: BIKE PATH/TRAIL Project Length: 2.179								
Extra Description: CONNECT 12' TRAIL FR SUNCOAST TRL TO GOOD NEIGHBOR TRL-C2C								
RAILROAD & UTILITIES / MANAGED BY FDOT								
DDR -DISTRICT DEDICATED REVENUE	75,000	0	0	0	0	0	0	75,000
CONSTRUCTION / MANAGED BY FDOT								
DIH -STATE IN-HOUSE PRODUCT SUPPORT	0	0	0	0	798,339	0	0	798,339
TALT -TRANSPORTATION ALTS- ANY AREA	0	0	0	0	1,623,827	0	0	1,623,827
TLWR -2015 SB2514A-TRAIL NETWORK	0	0	0	0	14,762,064	0	0	14,762,064
Item 437264 2 Totals:	2,668,351	2,877,970	3,123,030	0	17,184,230	0	0	25,853,581
Project Total:	2,668,351	2,877,970	3,123,030	0	17,184,230	0	0	25,853,581

Fund	<2019	2019	2020	2021	2022	2023	>2023	All Years
LRTP Objectives: 2.3, 3.4, 3.5 (pages 6-8 through 6-9); Appendix D-2								
Item Number: 437484 1 Project Description: W LANDOVER BLVD FROM NORTHCLIFFE BLVD TO ELGIN BLVD *NON-SIS*								
District: 07 County: HERNANDO Type of Work: SIDEWALK Project Length: 1.233								
Extra Description: DESIGN AND CONSTRUCT 5' SIDEWALK								
PRELIMINARY ENGINEERING / MANAGED BY HERNANDO COUNTY BOARD OF COUNTY								
TALT -TRANSPORTATION ALTS- ANY AREA	0	0	0	95,367	0	0	0	95,367
Item 437484 1 Totals:	0	0	0	95,367	0	0	0	95,367
Project Total:	0	0	0	95,367	0	0	0	95,367

Effective Date: 04/09/2018 Florida Department of Transportation Run: 04/10/2018 11.00.39

5 Year TIP

View 5 Year TIP Phase Grouping Crosswalk
07 = DISTRICT 7 - TAMPA

Fund	<2019	2019	2020	2021	2022	2023	>2023	All Years
LRTP Objectives: 2.3, 3.4, 3.5 (pages 6-8 through 6-9); Appendix D-2								
Item Number: 438651 1 Project Description: S LINDEN DR SIDEWALK FROM COUNTY LINE RD TO SPRING HILL DR *NON-SIS*								
District: 07 County: HERNANDO Type of Work: SIDEWALK Project Length: 2.610								
Extra Description: CONSTRUCT SIDEWALK ON WEST SIDE OF S LINDEN								
PRELIMINARY ENGINEERING / MANAGED BY HERNANDO COUNTY BOARD OF COUNTY								
TALT -TRANSPORTATION ALTS- ANY AREA	0	0	0	0	93,610	0	0	93,610
Item 438651 1 Totals:	0	0	0	0	93,610	0	0	93,610
Project Total:	0	0	0	0	93,610	0	0	93,610

Fund	<2019	2019	2020	2021	2022	2023	>2023	All Years
LRTP Objectives: 2.2, 2.3, 3.4, 3.5, 3.9, 5.5 (pages 6-8 through 6-13)								
Item Number: 439448 1 Project Description: US 98/SR 700/PONCE DE LEON FR S OF CITRUS WAY/CR491 TO N OF CITRUS WAY *NON-SIS*								
District: 07 County: HERNANDO Type of Work: ROUNDABOUT Project Length: .669								
Extra Description: DESIGN AND CONSTRUCT ROUNDABOUT								
PRELIMINARY ENGINEERING / MANAGED BY FDOT								
HSID -INTERSECTION CRASHES	0	0	597,388	0	0	0	0	597,388
HSP -SAFETY (HIWAY SAFETY PROGRAM)	100,000	0	0	0	0	0	0	100,000
CONSTRUCTION / MANAGED BY FDOT								
DIH -STATE IN-HOUSE PRODUCT SUPPORT	0	0	0	0	23,970	0	0	23,970
HSP -SAFETY (HIWAY SAFETY PROGRAM)	0	0	0	0	1,910,451	0	0	1,910,451
Item 439448 1 Totals:	100,000	0	597,388	0	1,934,421	0	0	2,631,809
Project Total:	100,000	0	597,388	0	1,934,421	0	0	2,631,809

Effective Date: 04/09/2018 Florida Department of Transportation Run: 04/10/2018 11.00.39

5 Year TIP

**View 5 Year TIP Phase Grouping Crosswalk
07 = DISTRICT 7 - TAMPA**

Fund	<2019	2019	2020	2021	2022	2023	>2023	All Years
LRTP Objectives: 2.3, 3.4, 3.5 (pages 6-8 through 6-9); Appendix D-2								
Item Number: 439508 1 Project Description: ELGIN BLVD FROM DELTONA BLVD TO MARINER BLVD *NON-SIS*								
District: 07 County: HERNANDO Type of Work: SIDEWALK Project Length: 2.540								
Extra Description: DESIGN AND CONSTRUCT 5' SIDEWALK ALONG SOUTH SIDE OF ELGIN								
PRELIMINARY ENGINEERING / MANAGED BY HERNANDO COUNTY BOARD OF COUNTY								
TALT -TRANSPORTATION ALTS- ANY AREA	0	0	102,070	0	0	0	0	102,070
CONSTRUCTION / MANAGED BY HERNANDO COUNTY BOARD OF COUNTY								
TALL -TRANSPORTATION ALTS- <200K	0	0	0	0	132,682	0	0	132,682
TALT -TRANSPORTATION ALTS- ANY AREA	0	0	0	0	741,771	0	0	741,771
Item 439508 1 Totals:	0	0	102,070	0	874,453	0	0	976,523
Project Total:	0	0	102,070	0	874,453	0	0	976,523

Fund	<2019	2019	2020	2021	2022	2023	>2023	All Years
LRTP Objectives: 2.3, 3.4, 3.5 (pages 6-8 through 6-9); Appendix D-2								
Item Number: 439509 1 Project Description: DELTONA BLVD FROM ELGIN BLVD TO SR 50 (CORTEZ BLVD) *NON-SIS*								
District: 07 County: HERNANDO Type of Work: SIDEWALK Project Length: .524								
Extra Description: DESIGN AND CONSTRUCT 5' SIDEWALK ON WEST SIDE OF DELTONA								
PRELIMINARY ENGINEERING / MANAGED BY HERNANDO COUNTY BOARD OF COUNTY								
TALT -TRANSPORTATION ALTS- ANY AREA	0	58,680	0	0	0	0	0	58,680
CONSTRUCTION / MANAGED BY HERNANDO COUNTY BOARD OF COUNTY								
TALT -TRANSPORTATION ALTS- ANY AREA	0	0	0	165,683	0	0	0	165,683
Item 439509 1 Totals:	0	58,680	0	165,683	0	0	0	224,363
Project Total:	0	58,680	0	165,683	0	0	0	224,363

Effective Date: 04/09/2018 Florida Department of Transportation Run: 04/10/2018 11.00.39

5 Year TIP

View 5 Year TIP Phase Grouping Crosswalk
07 = DISTRICT 7 - TAMPA

Fund	<2019	2019	2020	2021	2022	2023	>2023	All Years
LRTP Objectives: 2.3, 3.4, 3.5 (pages 6-8 through 6-9); Appendix D-2								
Item Number: 441103 1 Project Description: FREEPORT DR FROM DELTONA BLVD TO NORTHCLIFFE BLVD *NON-SIS*								
District: 07 County: HERNANDO Type of Work: SIDEWALK Project Length: 1.550								
Extra Description: SRTS 5' SIDEWALK, FOX CHAPEL MIDDLE SCHOOL								
PRELIMINARY ENGINEERING / MANAGED BY HERNANDO COUNTY BOARD OF COUNTY								
SR2T -SAFE ROUTES - TRANSFER	0	0	0	0	270,555	0	0	270,555
Item 441103 1 Totals:	0	0	0	0	270,555	0	0	270,555
Project Total:	0	0	0	0	270,555	0	0	270,555

Fund	<2019	2019	2020	2021	2022	2023	>2023	All Years
LRTP Objectives: 2.3, 3.4, 3.5 (pages 6-8 through 6-9); Appendix D-2								
Item Number: 441107 1 Project Description: RALEY RD FROM US 98/SR 50/CORTEZ BLVD TO ROPER ROAD *NON-SIS*								
District: 07 County: HERNANDO Type of Work: SIDEWALK Project Length: .782								
Extra Description: CONSTRUCT 5' SIDEWALK, EAST SIDE ELEMENTARY								
PRELIMINARY ENGINEERING / MANAGED BY HERNANDO COUNTY BOARD OF COUNTY								
SR2T -SAFE ROUTES - TRANSFER	0	0	0	0	239,996	0	0	239,996
Item 441107 1 Totals:	0	0	0	0	239,996	0	0	239,996
Project Total:	0	0	0	0	239,996	0	0	239,996

Fund	<2019	2019	2020	2021	2022	2023	>2023	All Years
LRTP Objectives: 2.2, 2.3, 3.4, 3.5, 3.9, 5.5 (pages 6-8 through 6-13)								
Item Number: 441386 1 Project Description: US 41/SR 45/BROAD ST FR S OF INGRAM ST TO S OF SR 700/PONCE DE LEON *NON-SIS*								
District: 07 County: HERNANDO Type of Work: RESURFACING Project Length: 1.650								
Extra Description: 6 LANES, CONCRETE INTERSECTION @ WISCON RD								
PRELIMINARY ENGINEERING / MANAGED BY FDOT								
DIH -STATE IN-HOUSE PRODUCT SUPPORT	1,000	1,000	0	0	0	0	0	2,000
DS -STATE PRIMARY HIGHWAYS & PTO	6,445	890,241	0	0	0	0	0	896,686

Effective Date: 04/09/2018 Florida Department of Transportation Run: 04/10/2018 11.00.39

5 Year TIP

**View 5 Year TIP Phase Grouping Crosswalk
07 = DISTRICT 7 - TAMPA**

Fund	<2019	2019	2020	2021	2022	2023	>2023	All Years
LRTP Objectives: 2.2, 2.3, 3.4, 3.5, 3.9, 5.5 (pages 6-8 through 6-13)								
Item Number: 441386 1 Project Description: US 41/SR 45/BROAD ST FR S OF INGRAM ST TO S OF SR 700/PONCE DE LEON *NON-SIS* (Continued)								
District: 07 County: HERNANDO Type of Work: RESURFACING Project Length: 1.650								
Extra Description: 6 LANES, CONCRETE INTERSECTION @ WISCON RD								
CONSTRUCTION / MANAGED BY FDOT								
ACNP -ADVANCE CONSTRUCTION NHPP	0	0	0	5,731,720	0	0	0	5,731,720
DDR -DISTRICT DEDICATED REVENUE	0	0	0	5,065,330	0	0	0	5,065,330
DIH -STATE IN-HOUSE PRODUCT SUPPORT	0	0	0	169,115	0	0	0	169,115
DS -STATE PRIMARY HIGHWAYS & PTO	0	0	0	789,204	0	0	0	789,204
Item 441386 1 Totals:	7,445	891,241	0	11,755,369	0	0	0	12,654,055
Project Total:	7,445	891,241	0	11,755,369	0	0	0	12,654,055

Fund	<2019	2019	2020	2021	2022	2023	>2023	All Years
LRTP Objectives: 2.2, 2.3, 3.4, 3.5, 3.9, 5.5 (pages 6-8 through 6-13)								
Item Number: 443369 1 Project Description: CYRIL DR BYPASS FROM KETTERING RD TO CYRIL DR *NON-SIS*								
District: 07 County: HERNANDO Type of Work: NEW ROAD CONSTRUCTION Project Length: .000								
Extra Description: DESIGN AND CONSTRUCT NEW ROAD FOR FLOOD EVACUATION								
PRELIMINARY ENGINEERING / RESPONSIBLE AGENCY NOT AVAILABLE								
EM19 -GAA EARMARKS FY 2019	0	300,000	0	0	0	0	0	300,000
CONSTRUCTION / RESPONSIBLE AGENCY NOT AVAILABLE								
EM19 -GAA EARMARKS FY 2019	0	1,000,000	0	0	0	0	0	1,000,000
LF -LOCAL FUNDS	0	700,000	0	0	0	0	0	700,000
Item 443369 1 Totals:	0	2,000,000	0	0	0	0	0	2,000,000
Project Total:	0	2,000,000	0	0	0	0	0	2,000,000

Effective Date: 04/09/2018 Florida Department of Transportation Run: 04/10/2018 11.00.39

5 Year TIP

View 5 Year TIP Phase Grouping Crosswalk
07 = DISTRICT 7 - TAMPA

Fund	<2019	2019	2020	2021	2022	2023	>2023	All Years
LRTP Objectives: 2.2, 2.3, 3.4, 3.5, 3.9 (pages 6-8 through 6-10)								
Item Number: 443372 1 Project Description: CALIENTA ST FROM SHOAL LINE BLVD TO S OF MAPLEWOOD DR *NON-SIS*								
District: 07 County: HERNANDO Type of Work: PRELIMINARY ENGINEERING Project Length: .000								
Extra Description: DESIGN OF ROADWAY/DRAINAGE PLANS TO IMPRV FLOOD EVACUATION AND IMPROVE GULF WATER QUALITY								
PRELIMINARY ENGINEERING / RESPONSIBLE AGENCY NOT AVAILABLE								
EM19 -GAA EARMARKS FY 2019	0	260,000	0	0	0	0	0	260,000
LF -LOCAL FUNDS	0	140,000	0	0	0	0	0	140,000
Item 443372 1 Totals:	0	400,000	0	0	0	0	0	400,000
Project Total:	0	400,000	0	0	0	0	0	400,000

Effective Date: 04/01/2018 Florida Department of Transportation Run: 04/16/2018 10.20.34

5 Year TIP

**View 5 Year TIP Phase Grouping Crosswalk
08 = TURNPIKE**

Fund	<2019	2019	2020	2021	2022	2023	>2023	All Years
TURNPIKE								
LRTP: Objectives 1.9, 5.5 (Pages 6-7 through 6-13); Appendix H								
Item Number: 405270 2 Project Description: SUNCOAST PARKWAY 2 LANDSCAPING *SIS*								
District: 07 County: CITRUS Type of Work: LANDSCAPING Project Length: 26.000								
CONSTRUCTION / MANAGED BY FDOT								
-TOTAL OUTSIDE YEARS	4,000	0	0	0	0	0	0	4,000
Item 405270 2 Totals:	4,000	0	0	0	0	0	0	4,000

Fund	<2019	2019	2020	2021	2022	2023	>2023	All Years
LRTP: Objectives 1.3, 1.4, 1.8, 1.9 (Pages 6-6 through 6-10); Appendix H								
Item Number: 405270 3 Project Description: SUNCOAST PARKWAY 2 - HERNANDO C/L TO SOUTH OF W GROVER CLEVELAND BLVD *SIS*								
District: 07 County: CITRUS Type of Work: NEW ROAD CONSTRUCTION Project Length: 7.410								
Extra Description: S/O FROM 405270-1								
PRELIMINARY ENGINEERING / MANAGED BY FDOT								
PKYI -TURNPIKE IMPROVEMENT	6,562,019	0	0	0	0	0	0	6,562,019
RIGHT OF WAY / MANAGED BY FDOT								
PKYI -TURNPIKE IMPROVEMENT	17,665,798	10,000	0	0	0	0	0	17,675,798
RAILROAD & UTILITIES / MANAGED BY FDOT								
PKYI -TURNPIKE IMPROVEMENT	11,605,553	0	0	0	0	0	0	11,605,553
CONSTRUCTION / MANAGED BY FDOT								
PKBD -TURNPIKE MASTER BOND FUND	62,853,327	0	0	0	0	0	0	62,853,327
PKYI -TURNPIKE IMPROVEMENT	5,849,588	0	0	0	0	0	0	5,849,588
ENVIRONMENTAL / MANAGED BY FDOT								
PKYI -TURNPIKE IMPROVEMENT	90,000	0	0	0	0	0	0	90,000
Item 405270 3 Totals:	104,626,285	10,000	0	0	0	0	0	104,636,285

Effective Date: 04/01/2018 Florida Department of Transportation Run: 04/16/2018 10.20.34

5 Year TIP

**View 5 Year TIP Phase Grouping Crosswalk
08 = TURNPIKE**

Fund	<2019	2019	2020	2021	2022	2023	>2023	All Years
LRTP: Objectives 1.3, 1.4, 1.8, 1.9 (Pages 6-6 through 6-10); Appendix H								
Item Number: 405270 4 Project Description: SUNCOAST PARKWAY 2 - SOUTH OF W GROVER CLEVELAND BLVD TO SR 44 *SIS*								
District: 07 County: CITRUS Type of Work: NEW ROAD CONSTRUCTION Project Length: 4.525								
PRELIMINARY ENGINEERING / MANAGED BY FDOT								
PKYI -TURNPIKE IMPROVEMENT	4,193,756	0	0	0	0	0	0	4,193,756
RIGHT OF WAY / MANAGED BY FDOT								
PKYI -TURNPIKE IMPROVEMENT	16,326,936	10,000	0	0	0	0	0	16,336,936
RAILROAD & UTILITIES / MANAGED BY FDOT								
PKYI -TURNPIKE IMPROVEMENT	1,970,651	0	0	0	0	0	0	1,970,651
CONSTRUCTION / MANAGED BY FDOT								
DDR -DISTRICT DEDICATED REVENUE	652	0	0	0	0	0	0	652
PKBD -TURNPIKE MASTER BOND FUND	43,149,053	0	0	0	0	0	0	43,149,053
PKYI -TURNPIKE IMPROVEMENT	5,512,354	0	0	0	0	0	0	5,512,354
ENVIRONMENTAL / MANAGED BY FDOT								
PKYI -TURNPIKE IMPROVEMENT	45,000	0	0	0	0	0	0	45,000
Item 405270 4 Totals:	71,198,402	10,000	0	0	0	0	0	71,208,402

Fund	<2019	2019	2020	2021	2022	2023	>2023	All Years
LRTP: Objectives 1.3, 1.4, 1.8, 1.9 (Pages 6-6 through 6-10); Appendix H								
Item Number: 405270 5 Project Description: SUNCOAST PARKWAY 2 - SR 44 TO US19 *SIS*								
District: 07 County: CITRUS Type of Work: NEW ROAD CONSTRUCTION Project Length: 13.086								
PRELIMINARY ENGINEERING / MANAGED BY FDOT								
PKYI -TURNPIKE IMPROVEMENT	172,537	3,700,000	0	0	0	0	0	3,872,537
RIGHT OF WAY / MANAGED BY FDOT								
PKYI -TURNPIKE IMPROVEMENT	19,229	0	0	0	0	0	0	19,229
CONSTRUCTION / MANAGED BY FDOT								
PKYI -TURNPIKE IMPROVEMENT	785	0	0	0	0	0	0	785
ENVIRONMENTAL / MANAGED BY FDOT								
PKYI -TURNPIKE IMPROVEMENT	1,000	0	0	0	0	0	0	1,000
Item 405270 5 Totals:	193,551	3,700,000	0	0	0	0	0	3,893,551

Effective Date: 04/01/2018 Florida Department of Transportation Run: 04/16/2018 10.20.34

5 Year TIP

**View 5 Year TIP Phase Grouping Crosswalk
08 = TURNPIKE**

Fund	<2019	2019	2020	2021	2022	2023	>2023	All Years
LRTP: Objectives 1.3, 1.4, 1.8, 1.9 (Pages 6-6 through 6-10); Appendix H								
Item Number: 405270 6 Project Description: SUNCOAST PARKWAY *SIS*								
District: 07 County: CITRUS Type of Work: NEW ROAD CONSTRUCTION Project Length: 10.207								
PRELIMINARY ENGINEERING / MANAGED BY FDOT								
-TOTAL OUTSIDE YEARS	61,220	0	0	0	0	0	0	61,220
Item 405270 6 Totals:	61,220	0	0	0	0	0	0	61,220
Project Total:	176,083,458	3,720,000	0	0	0	0	0	179,803,458

Fund	<2019	2019	2020	2021	2022	2023	>2023	All Years
LRTP: Objectives 1.3, 1.4, 1.8, 1.9 (Pages 6-6 through 6-10); Appendix H								
Item Number: 442764 1 Project Description: SUNCOAST PARKWAY 2 - SR 44 TO CR 486 *SIS*								
District: 07 County: CITRUS Type of Work: NEW ROAD CONSTRUCTION Project Length: 3.000								
PRELIMINARY ENGINEERING / MANAGED BY FDOT								
PKYI -TURNPIKE IMPROVEMENT	2,894	7,633,789	0	0	0	0	0	7,636,683
RIGHT OF WAY / MANAGED BY FDOT								
PKYI -TURNPIKE IMPROVEMENT	2,201,500	4,240,000	0	0	0	0	0	6,441,500
Item 442764 1 Totals:	2,204,394	11,873,789	0	0	0	0	0	14,078,183
Project Total:	2,204,394	11,873,789	0	0	0	0	0	14,078,183

Fund	<2019	2019	2020	2021	2022	2023	>2023	All Years
LRTP: Objectives 1.3, 1.4, 1.8, 1.9 (Pages 6-6 through 6-10); Appendix H								
Item Number: 405270 1 Project Description: SUNCOAST PARKWAY 2 - US 98 TO HERNANDO/CITRUS COUNTY LINE *SIS*								
District: 07 County: HERNANDO Type of Work: NEW ROAD CONSTRUCTION Project Length: 1.451								
PLANNING / MANAGED BY FDOT								
PKYI -TURNPIKE IMPROVEMENT	958	0	0	0	0	0	0	958
P D & E / MANAGED BY FDOT								
PKYI -TURNPIKE IMPROVEMENT	3,188,278	0	0	0	0	0	0	3,188,278
PRELIMINARY ENGINEERING / MANAGED BY FDOT								
DI -ST. - S/W INTER/INTRASTATE HWY	19,400,000	0	0	0	0	0	0	19,400,000
PKYI -TURNPIKE IMPROVEMENT	12,549,422	0	0	0	0	0	0	12,549,422
PKYR -TURNPIKE RENEWAL & REPLACEMENT	4,145	0	0	0	0	0	0	4,145
RIGHT OF WAY / MANAGED BY FDOT								
DI -ST. - S/W INTER/INTRASTATE HWY	650,597	0	0	0	0	0	0	650,597
PKYI -TURNPIKE IMPROVEMENT	17,832,445	2,000,000	0	0	0	0	0	19,832,445

Effective Date: 04/01/2018 Florida Department of Transportation Run: 04/16/2018 10.20.34

5 Year TIP

**View 5 Year TIP Phase Grouping Crosswalk
08 = TURNPIKE**

Fund	<2019	2019	2020	2021	2022	2023	>2023	All Years
LRTP: Objectives 1.3, 1.4, 1.8, 1.9 (Pages 6-6 through 6-10); Appendix H								
Item Number: 405270 1 Project Description: SUNCOAST PARKWAY 2 - US 98 TO HERNANDO/CITRUS COUNTY LINE *SIS* (Continued)								
District: 07 County: HERNANDO Type of Work: NEW ROAD CONSTRUCTION Project Length: 1.451								
<u>RAILROAD & UTILITIES / MANAGED BY FDOT</u>								
PKYI -TURNPIKE IMPROVEMENT	40,209	0	0	0	0	0	0	40,209
<u>CONSTRUCTION / MANAGED BY FDOT</u>								
DDR -DISTRICT DEDICATED REVENUE	761	0	0	0	0	0	0	761
PKBD -TURNPIKE MASTER BOND FUND	28,597,413	0	0	0	0	0	0	28,597,413
PKYI -TURNPIKE IMPROVEMENT	2,875,195	0	0	0	0	0	0	2,875,195
<u>ENVIRONMENTAL / MANAGED BY FDOT</u>								
PKYI -TURNPIKE IMPROVEMENT	565,262	0	0	0	0	0	0	565,262
Item 405270 1 Totals:	85,704,685	2,000,000	0	0	0	0	0	87,704,685
Project Total:	85,704,685	2,000,000	0	0	0	0	0	87,704,685
District 07 Totals:	263,992,537	17,593,789	0	0	0	0	0	281,586,326
Grand Total	263,992,537	17,593,789	0	0	0	0	0	281,586,326

Effective Date: 04/09/2018 Florida Department of Transportation Run: 04/10/2018 11.00.39

5 Year TIP

**View 5 Year TIP Phase Grouping Crosswalk
07 = DISTRICT 7 - TAMPA**

Fund	<2019	2019	2020	2021	2022	2023	>2023	All Years
TRANSPORTATION PLANNING								
LRTP Objectives: 1.1, 1.8, 2.1, 3.1, 3.2 (pages 6-6 through 6-9)								
Item Number: 438747 5 Project Description: CITRUS PLANNING MODEL STUDIES *NON-SIS*								
District: 07 County: CITRUS Type of Work: PLANNING MODELS/DATA UPDATE Project Length: .000								
Extra Description: CONDUCT SURVEYS TO UPDATE PLANNING MODELS/DATA								
PLANNING / MANAGED BY FDOT								
D -UNRESTRICTED STATE PRIMARY	25,000	12,500	12,500	12,500	12,500	12,500	0	87,500
SN -STP, MANDATORY NON-URBAN <= 5K	25,000	12,500	12,500	12,500	12,500	12,500	0	87,500
Item 438747 5 Totals:	50,000	25,000	25,000	25,000	25,000	25,000	0	175,000
Project Total:	50,000	25,000	25,000	25,000	25,000	25,000	0	175,000

Fund	<2019	2019	2020	2021	2022	2023	>2023	All Years
LRTP Objectives: 1.1, 1.8, 2.1, 3.1, 3.2 (pages 6-6 through 6-9)								
Item Number: 438747 4 Project Description: HERNANDO PLANNING MODEL STUDIES *NON-SIS*								
District: 07 County: HERNANDO Type of Work: PLANNING MODELS/DATA UPDATE Project Length: .000								
Extra Description: CONDUCT SURVEYS TO UPDATE PLANNING MODELS/DATA								
PLANNING / MANAGED BY FDOT								
D -UNRESTRICTED STATE PRIMARY	25,000	12,500	12,500	12,500	12,500	12,500	0	87,500
SL -STP, AREAS <= 200K	25,000	12,500	12,500	12,500	12,500	12,500	0	87,500
Item 438747 4 Totals:	50,000	25,000	25,000	25,000	25,000	25,000	0	175,000
Project Total:	50,000	25,000	25,000	25,000	25,000	25,000	0	175,000

Effective Date: 04/09/2018 Florida Department of Transportation Run: 04/10/2018 11.00.39

5 Year TIP

View 5 Year TIP Phase Grouping Crosswalk 07 = DISTRICT 7 - TAMPA

Fund	<2019	2019	2020	2021	2022	2023	>2023	All Years
L RTP Objectives: 1.1, 1.7, 1.8, 2.1, 3.1, 3.2 (pages 6-6 through 6-9)								
Item Number: 439335 2 Project Description: HERNANDO/CITRUS FY 2018/2019-2019/2020 UPWP *NON-SIS*								
District: 07 County: HERNANDO Type of Work: TRANSPORTATION PLANNING Project Length: .000								
<u>PLANNING / HERNANDO/CITRUS MPO</u>								
PL -METRO PLAN (85% FA; 15% OTHER)	0	500,523	507,012	0	0	0	0	1,007,535
Item 439335 2 Totals:	0	500,523	507,012	0	0	0	0	1,007,535
L RTP Objectives: 1.1, 1.7, 1.8, 2.1, 3.1, 3.2 (pages 6-6 through 6-9)								
Item Number: 439335 3 Project Description: HERNANDO/CITRUS FY 2020/2021-2021/2022 UPWP *NON-SIS*								
District: 07 County: HERNANDO Type of Work: TRANSPORTATION PLANNING Project Length: .000								
<u>PLANNING / HERNANDO/CITRUS MPO</u>								
PL -METRO PLAN (85% FA; 15% OTHER)	0	0	0	507,012	507,012	0	0	1,014,024
Item 439335 3 Totals:	0	0	0	507,012	507,012	0	0	1,014,024
L RTP Objectives: 1.1, 1.7, 1.8, 2.1, 3.1, 3.2 (pages 6-6 through 6-9)								
Item Number: 439335 4 Project Description: HERNANDO/CITRUS FY 2022/2023-2023/2024 UPWP *NON-SIS*								
District: 07 County: HERNANDO Type of Work: TRANSPORTATION PLANNING Project Length: .000								
<u>PLANNING / HERNANDO/CITRUS MPO</u>								
PL -METRO PLAN (85% FA; 15% OTHER)	0	0	0	0	0	507,012	0	507,012
Item 439335 4 Totals:	0	0	0	0	0	507,012	0	507,012
Project Total:	0	500,523	507,012	507,012	507,012	507,012	0	2,528,571

Effective Date: 04/09/2018 Florida Department of Transportation Run: 04/10/2018 11.00.39

5 Year TIP

**View 5 Year TIP Phase Grouping Crosswalk
07 = DISTRICT 7 - TAMPA**

Fund	<2019	2019	2020	2021	2022	2023	>2023	All Years
MAINTENANCE								
LRTP Objectives: 2.1, 3.1, 4.2 (pages 6-8 through 6-11)								
Item Number: 259756 1 Project Description: CITRUS CO (02) *NON-SIS*								
District: 07 County: CITRUS Type of Work: ROUTINE MAINTENANCE Project Length: .000								
BRDG/RDWY/CONTRACT MAINT / MANAGED BY FDOT								
D -UNRESTRICTED STATE PRIMARY	3,508,708	70,000	70,000	70,000	70,000	70,000	0	3,858,708
Item 259756 1 Totals:	3,508,708	70,000	70,000	70,000	70,000	70,000	0	3,858,708
Project Total:	3,508,708	70,000	70,000	70,000	70,000	70,000	0	3,858,708

Fund	<2019	2019	2020	2021	2022	2023	>2023	All Years
LRTP Objectives: 2.1, 3.1, 4.2 (pages 6-8 through 6-11)								
Item Number: 405298 1 Project Description: CITRUS CO (02) ASSET MANAGEMENT CONTRACT *NON-SIS*								
District: 07 County: CITRUS Type of Work: ROUTINE MAINTENANCE Project Length: .000								
BRDG/RDWY/CONTRACT MAINT / MANAGED BY FDOT								
D -UNRESTRICTED STATE PRIMARY	12,565,880	960,960	960,960	960,960	960,960	960,960	0	17,370,680
Item 405298 1 Totals:	12,565,880	960,960	960,960	960,960	960,960	960,960	0	17,370,680
Project Total:	12,565,880	960,960	960,960	960,960	960,960	960,960	0	17,370,680

Fund	<2019	2019	2020	2021	2022	2023	>2023	All Years
LRTP Objectives: 2.1, 3.1, 4.2 (pages 6-8 through 6-11)								
Item Number: 400490 1 Project Description: HERNANDO CO (08) *NON-SIS*								
District: 07 County: HERNANDO Type of Work: ROUTINE MAINTENANCE Project Length: .000								
BRDG/RDWY/CONTRACT MAINT / MANAGED BY FDOT								
D -UNRESTRICTED STATE PRIMARY	30,147,268	2,000,000	2,000,000	2,000,000	2,000,000	2,000,000	0	40,147,268
Item 400490 1 Totals:	30,147,268	2,000,000	2,000,000	2,000,000	2,000,000	2,000,000	0	40,147,268
Project Total:	30,147,268	2,000,000	2,000,000	2,000,000	2,000,000	2,000,000	0	40,147,268

Effective Date: 04/09/2018 Florida Department of Transportation Run: 04/10/2018 11.00.39

5 Year TIP

View 5 Year TIP Phase Grouping Crosswalk

07 = DISTRICT 7 - TAMPA

Fund	<2019	2019	2020	2021	2022	2023	>2023	All Years
LRTP Objectives: 2.1, 3.1, 4.2 (pages 6-8 through 6-11)								
Item Number: 401185 1 Project Description: HERNANDO CO (08) *SIS*								
District: 07 County: HERNANDO Type of Work: ROUTINE MAINTENANCE Project Length: .000								
Extra Description: NONE								
BRDG/RDWY/CONTRACT MAINT / MANAGED BY FDOT								
D -UNRESTRICTED STATE PRIMARY	137,833	15,000	15,000	15,000	15,000	15,000	0	212,833
Item 401185 1 Totals:	137,833	15,000	15,000	15,000	15,000	15,000	0	212,833
Project Total:	137,833	15,000	15,000	15,000	15,000	15,000	0	212,833

Effective Date: 04/09/2018 Florida Department of Transportation Run: 04/10/2018 11.00.39

5 Year TIP

**View 5 Year TIP Phase Grouping Crosswalk
07 = DISTRICT 7 - TAMPA**

Fund	<2019	2019	2020	2021	2022	2023	>2023	All Years
FLP: AVIATION								
LRTP Objective: 4.1 (page 6-11)								
Item Number: 435219 1 Project Description: CRYSTAL RIVER AIRPORT - CONSTRUCT HANGAR *NON-SIS*								
District: 07 County: CITRUS Type of Work: AVIATION REVENUE/OPERATIONAL Project Length: .000								
CAPITAL / RESPONSIBLE AGENCY NOT AVAILABLE								
DDR -DISTRICT DEDICATED REVENUE	0	875,000	0	0	0	0	0	875,000
LF -LOCAL FUNDS	0	875,000	0	0	0	0	0	875,000
Item 435219 1 Totals:	0	1,750,000	0	0	0	0	0	1,750,000
Project Total:	0	1,750,000	0	0	0	0	0	1,750,000

Fund	<2019	2019	2020	2021	2022	2023	>2023	All Years
LRTP Objective: 4.1 (page 6-11)								
Item Number: 436828 1 Project Description: INVERNESS AIRPORT - CONSTRUCT TAXIWAY TO T HANGERS (PHASE 1 OF 2) *NON-SIS*								
District: 07 County: CITRUS Type of Work: AVIATION CAPACITY PROJECT Project Length: .000								
Extra Description: DESIGN AND CONSTRUCT								
CAPITAL / RESPONSIBLE AGENCY NOT AVAILABLE								
DPTO -STATE - PTO	0	0	55,000	0	0	0	0	55,000
FAA -FEDERAL AVIATION ADMIN	0	0	990,000	0	0	0	0	990,000
LF -LOCAL FUNDS	0	0	21,326	0	0	0	0	21,326
Item 436828 1 Totals:	0	0	1,066,326	0	0	0	0	1,066,326
Project Total:	0	0	1,066,326	0	0	0	0	1,066,326

Effective Date: 04/09/2018 Florida Department of Transportation Run: 04/10/2018 11.00.39

5 Year TIP

**View 5 Year TIP Phase Grouping Crosswalk
07 = DISTRICT 7 - TAMPA**

Fund	<2019	2019	2020	2021	2022	2023	>2023	All Years
LRTP Objective: 4.1 (page 6-11)								
Item Number: 436829 1 Project Description: INVERNESS AIRPORT - MAINTENANCE AND REMARKING OF RUNWAY/TAXIWAY *NON-SIS*								
District: 07 County: CITRUS Type of Work: AVIATION PRESERVATION PROJECT Project Length: .000								
CAPITAL / RESPONSIBLE AGENCY NOT AVAILABLE								
DPTO -STATE - PTO	0	0	165,000	0	0	0	0	165,000
LF -LOCAL FUNDS	0	0	41,250	0	0	0	0	41,250
Item 436829 1 Totals:	0	0	206,250	0	0	0	0	206,250
Project Total:	0	0	206,250	0	0	0	0	206,250

Fund	<2019	2019	2020	2021	2022	2023	>2023	All Years
LRTP Objective: 4.1 (page 6-11)								
Item Number: 436830 1 Project Description: INVERNESS AIRPORT - DESIGN AND CONSTRUCT VEHICLE PARKING FOR T-HANGERS *NON-SIS*								
District: 07 County: CITRUS Type of Work: AVIATION REVENUE/OPERATIONAL Project Length: .000								
CAPITAL / RESPONSIBLE AGENCY NOT AVAILABLE								
DPTO -STATE - PTO	0	0	124,800	0	0	0	0	124,800
LF -LOCAL FUNDS	0	0	31,200	0	0	0	0	31,200
Item 436830 1 Totals:	0	0	156,000	0	0	0	0	156,000
Project Total:	0	0	156,000	0	0	0	0	156,000

Fund	<2019	2019	2020	2021	2022	2023	>2023	All Years
LRTP Objective: 4.1 (page 6-11)								
Item Number: 438511 1 Project Description: INVERNESS AIRPORT - REHABILITATE AIRFIELD SECURITY FENCING AND GATES *NON-SIS*								
District: 07 County: CITRUS Type of Work: AVIATION SECURITY PROJECT Project Length: .000								
CAPITAL / RESPONSIBLE AGENCY NOT AVAILABLE								
DPTO -STATE - PTO	0	0	0	409,600	0	0	0	409,600
LF -LOCAL FUNDS	0	0	0	102,400	0	0	0	102,400
Item 438511 1 Totals:	0	0	0	512,000	0	0	0	512,000
Project Total:	0	0	0	512,000	0	0	0	512,000

Effective Date: 04/09/2018 Florida Department of Transportation Run: 04/10/2018 11.00.39

5 Year TIP

View 5 Year TIP Phase Grouping Crosswalk 07 = DISTRICT 7 - TAMPA

Fund	<2019	2019	2020	2021	2022	2023	>2023	All Years
LRTP Objective: 4.1 (page 6-11)								
Item Number: 440559 1 Project Description: INVERNESS AIRPORT - TAXILANES FOR T-HANGARS *NON-SIS*								
District: 07 County: CITRUS Type of Work: AVIATION REVENUE/OPERATIONAL Project Length: .000								

CAPITAL / RESPONSIBLE AGENCY NOT AVAILABLE

DPTO -STATE - PTO	0	0	0	0	84,880	0	0	84,880
FAA -FEDERAL AVIATION ADMIN	0	0	0	0	954,900	0	0	954,900
LF -LOCAL FUNDS	0	0	0	0	21,220	0	0	21,220
Item 440559 1 Totals:	0	0	0	0	1,061,000	0	0	1,061,000
Project Total:	0	0	0	0	1,061,000	0	0	1,061,000

Fund	<2019	2019	2020	2021	2022	2023	>2023	All Years
LRTP Objective: 4.1 (page 6-11)								
Item Number: 440582 1 Project Description: CRYSTAL RIVER - CAPTAIN TIM DAVIS FIELD - NORTH OF RUNWAY 18 *NON-SIS*								
District: 07 County: CITRUS Type of Work: AVIATION SAFETY PROJECT Project Length: .000								
Extra Description: ACQUIRE PARCELS - PHASE 2								
CAPITAL / RESPONSIBLE AGENCY NOT AVAILABLE								
DPTO -STATE - PTO	0	0	285,000	0	0	0	0	285,000
LF -LOCAL FUNDS	0	0	71,250	0	0	0	0	71,250
Item 440582 1 Totals:	0	0	356,250	0	0	0	0	356,250
Project Total:	0	0	356,250	0	0	0	0	356,250

Effective Date: 04/09/2018 Florida Department of Transportation Run: 04/10/2018 11.00.39

5 Year TIP

**View 5 Year TIP Phase Grouping Crosswalk
07 = DISTRICT 7 - TAMPA**

Fund	<2019	2019	2020	2021	2022	2023	>2023	All Years
LRTP Objective: 4.1 (page 6-11)								
Item Number: 442111 1 Project Description: INVERNESS AIRPORT - BUS PARKING *NON-SIS*								
District: 07 County: CITRUS Type of Work: AVIATION REVENUE/OPERATIONAL Project Length: .000								
CAPITAL / RESPONSIBLE AGENCY NOT AVAILABLE								
DPTO -STATE - PTO	0	93,750	0	0	0	0	0	93,750
LF -LOCAL FUNDS	0	93,750	0	0	0	0	0	93,750
Item 442111 1 Totals:	0	187,500	0	0	0	0	0	187,500
Project Total:	0	187,500	0	0	0	0	0	187,500

Fund	<2019	2019	2020	2021	2022	2023	>2023	All Years
LRTP Objective: 4.1 (page 6-11)								
Item Number: 435240 1 Project Description: BROOKSVILLE-TAMPA BAY REGIONAL AIRPORT - RUNWAY REHABILITATION *NON-SIS*								
District: 07 County: HERNANDO Type of Work: AVIATION SECURITY PROJECT Project Length: .000								
Extra Description: DESIGN AND CONSTRUCT								
CAPITAL / RESPONSIBLE AGENCY NOT AVAILABLE								
DPTO -STATE - PTO	0	160,000	0	0	0	0	0	160,000
LF -LOCAL FUNDS	0	40,000	0	0	0	0	0	40,000
Item 435240 1 Totals:	0	200,000	0	0	0	0	0	200,000
Project Total:	0	200,000	0	0	0	0	0	200,000

Fund	<2019	2019	2020	2021	2022	2023	>2023	All Years
LRTP Objective: 4.1 (page 6-11)								
Item Number: 438513 1 Project Description: BROOKSVILLE-TAMPA BAY REGIONAL AIRPORT - WESTSIDE INFRASTRUCTURE *NON-SIS*								
District: 07 County: HERNANDO Type of Work: AVIATION PRESERVATION PROJECT Project Length: .000								
Extra Description: IMPROVEMENTS								
CAPITAL / RESPONSIBLE AGENCY NOT AVAILABLE								
DPTO -STATE - PTO	0	0	0	600,000	0	0	0	600,000
LF -LOCAL FUNDS	0	0	0	150,000	0	0	0	150,000
Item 438513 1 Totals:	0	0	0	750,000	0	0	0	750,000
Project Total:	0	0	0	750,000	0	0	0	750,000

Effective Date: 04/09/2018 Florida Department of Transportation Run: 04/10/2018 11.00.39

5 Year TIP

View 5 Year TIP Phase Grouping Crosswalk
07 = DISTRICT 7 - TAMPA

Fund	<2019	2019	2020	2021	2022	2023	>2023	All Years
LRTP Objective: 4.1 (page 6-11)								
Item Number: 438514 1 Project Description: BROOKSVILLE-TAMPA BAY REGIONAL AIRPORT - WILDLIFE HAZARD REMEDIATION *NON-SIS*								
District: 07 County: HERNANDO Type of Work: AVIATION PRESERVATION PROJECT Project Length: .000								
CAPITAL / RESPONSIBLE AGENCY NOT AVAILABLE								
DPTO -STATE - PTO	0	0	0	43,200	0	0	0	43,200
FAA -FEDERAL AVIATION ADMIN	0	0	0	486,000	0	0	0	486,000
LF -LOCAL FUNDS	0	0	0	10,800	0	0	0	10,800
Item 438514 1 Totals:	0	0	0	540,000	0	0	0	540,000
Project Total:	0	0	0	540,000	0	0	0	540,000

Effective Date: 04/09/2018 Florida Department of Transportation Run: 04/10/2018 11.00.39

5 Year TIP

**View 5 Year TIP Phase Grouping Crosswalk
07 = DISTRICT 7 - TAMPA**

Fund	<2019	2019	2020	2021	2022	2023	>2023	All Years
FLP: TRANSIT								
LRTP Objectives: 3.1, 3.2, 3.6 (page 6-9)								
Item Number: 402628 1 Project Description: FTA SECTION 5311 OPERATING *NON-SIS*								
District: 07 County: CITRUS Type of Work: CAPITAL FOR FIXED ROUTE Project Length: .000								
Extra Description: CITRUS COUNTY BOCC - FTA SECTION 5311								
OPERATIONS / MANAGED BY BOARD CO COMMISSNRS CITRUS CO								
DDR -DISTRICT DEDICATED REVENUE	31,314	0	0	0	0	0	0	31,314
DU -STATE PRIMARY/FEDERAL REIMB	4,250,889	184,446	184,446	104,040	108,771	112,000	0	4,944,592
LF -LOCAL FUNDS	4,336,478	184,446	184,446	104,040	108,771	112,000	0	5,030,181
Item 402628 1 Totals:	8,618,681	368,892	368,892	208,080	217,542	224,000	0	10,006,087

Fund	<2019	2019	2020	2021	2022	2023	>2023	All Years
LRTP Objectives: 3.1, 3.2, 3.6 (page 6-9)								
Item Number: 402628 2 Project Description: FTA SECTION 5311 *NON-SIS*								
District: 07 County: CITRUS Type of Work: OPERATING/ADMIN. ASSISTANCE Project Length: .000								
Extra Description: CITRUS COUNTY BOCC - FTA SECTION 5311								
OPERATIONS / MANAGED BY BOARD CO COMMISSNRS CITRUS CO								
DU -STATE PRIMARY/FEDERAL REIMB	393,063	0	0	100,000	117,542	120,000	0	730,605
LF -LOCAL FUNDS	393,063	0	0	100,000	117,542	120,000	0	730,605
CAPITAL / MANAGED BY BOARD CO COMMISSNRS CITRUS CO								
DU -STATE PRIMARY/FEDERAL REIMB	3,790,457	301,236	0	0	0	0	0	4,091,693
LF -LOCAL FUNDS	596,494	75,309	0	0	0	0	0	671,803
Item 402628 2 Totals:	5,173,077	376,545	0	200,000	235,084	240,000	0	6,224,706

Effective Date: 04/09/2018 Florida Department of Transportation Run: 04/10/2018 11.00.39

5 Year TIP

View 5 Year TIP Phase Grouping Crosswalk 07 = DISTRICT 7 - TAMPA

Fund	<2019	2019	2020	2021	2022	2023	>2023	All Years
Fund	<2019	2019	2020	2021	2022	2023	>2023	All Years
LRTP Objectives: 3.1, 3.2, 3.6 (page 6-9)								
Item Number: 402628 4 Project Description: CITRUS COUNTY BOCC - FTA SECTION 5307 *NON-SIS*								
District: 07 County: CITRUS Type of Work: OPERATING/ADMIN. ASSISTANCE Project Length: .000								
Extra Description: SMALL URBANIZED AREA GOVERNOR'S APPORTIONMENT								
CAPITAL / MANAGED BY CITRUS COUNTY TRANSIT								
FTA -FEDERAL TRANSIT ADMINISTRATION	2,545,165	900,000	900,000	900,000	900,000	0	0	6,145,165
LF -LOCAL FUNDS	2,545,165	900,000	900,000	900,000	900,000	0	0	6,145,165
Item 402628 4 Totals:	5,090,330	1,800,000	1,800,000	1,800,000	1,800,000	0	0	12,290,330
Project Total:	18,882,088	2,545,437	2,168,892	2,208,080	2,252,626	464,000	0	28,521,123

Fund	<2019	2019	2020	2021	2022	2023	>2023	All Years
Fund	<2019	2019	2020	2021	2022	2023	>2023	All Years
LRTP Objectives: 3.1, 3.2, 3.6 (page 6-9)								
Item Number: 438845 1 Project Description: CITRUS COUNTY BOCC - STATE TRANSIT BLOCK GRANT *NON-SIS*								
District: 07 County: CITRUS Type of Work: OPERATING/ADMIN. ASSISTANCE Project Length: .000								
Extra Description: HOMOSSASSA SPRINGS								
OPERATIONS / MANAGED BY CITRUS COUNTY TRANSIT								
DDR -DISTRICT DEDICATED REVENUE	8,884	0	285,787	0	315,081	0	0	609,752
DPTO -STATE - PTO	489,619	274,725	0	300,077	0	330,835	0	1,395,256
LF -LOCAL FUNDS	498,503	274,725	285,787	300,077	315,081	330,835	0	2,005,008
Item 438845 1 Totals:	997,006	549,450	571,574	600,154	630,162	661,670	0	4,010,016
Project Total:	997,006	549,450	571,574	600,154	630,162	661,670	0	4,010,016

Fund	<2019	2019	2020	2021	2022	2023	>2023	All Years
Fund	<2019	2019	2020	2021	2022	2023	>2023	All Years
LRTP Objectives: 3.1, 3.2, 3.6 (page 6-9)								
Item Number: 401982 1 Project Description: HERNANDO COUNTY SECTION 5311 *NON-SIS*								
District: 07 County: HERNANDO Type of Work: OPERATING/ADMIN. ASSISTANCE Project Length: .000								
Extra Description: HERNANDO COUNTY BOCC - FTA SECTION 5311								
OPERATIONS / MANAGED BY HERNANDO								
DU -STATE PRIMARY/FEDERAL REIMB	1,727,471	120,432	146,769	247,246	257,178	287,159	0	2,786,255
LF -LOCAL FUNDS	1,756,922	120,432	146,769	247,246	257,178	287,159	0	2,815,706

Effective Date: 04/09/2018 Florida Department of Transportation Run: 04/10/2018 11.00.39

5 Year TIP

**View 5 Year TIP Phase Grouping Crosswalk
07 = DISTRICT 7 - TAMPA**

Fund	<2019	2019	2020	2021	2022	2023	>2023	All Years
LRTP Objectives: 3.1, 3.2, 3.6 (page 6-9)								
Item Number: 401982 1 Project Description: HERNANDO COUNTY SECTION 5311 *NON-SIS* (Continued)								
District: 07 County: HERNANDO Type of Work: OPERATING/ADMIN. ASSISTANCE Project Length: .000								
Extra Description: HERNANDO COUNTY BOCC - FTA SECTION 5311								
CAPITAL / MANAGED BY HERNANDO								
LF -LOCAL FUNDS	22,000	0	0	0	0	0	0	22,000
Item 401982 1 Totals:	3,506,393	240,864	293,538	494,492	514,356	574,318	0	5,623,961

Fund	<2019	2019	2020	2021	2022	2023	>2023	All Years
LRTP Objectives: 3.1, 3.2, 3.6 (page 6-9)								
Item Number: 401982 2 Project Description: HERNANDO COUNTY BOCC - FTA SECTION 5311 *NON-SIS*								
District: 07 County: HERNANDO Type of Work: CAPITAL FOR FIXED ROUTE Project Length: .000								
Extra Description: THE BUS								
OPERATIONS / MANAGED BY HERNANDO COUNTY MPO								
DU -STATE PRIMARY/FEDERAL REIMB	7,159	0	138,430	103,034	111,805	121,805	0	482,233
LF -LOCAL FUNDS	7,159	0	138,430	103,034	111,805	121,805	0	482,233
Item 401982 2 Totals:	14,318	0	276,860	206,068	223,610	243,610	0	964,466
Project Total:	3,520,711	240,864	570,398	700,560	737,966	817,928	0	6,588,427

Fund	<2019	2019	2020	2021	2022	2023	>2023	All Years
LRTP Objectives: 3.1, 3.2, 3.6 (page 6-9)								
Item Number: 401983 1 Project Description: HERNANDO COUNTY MPO TRANSIT PLANNING FUNDS SECTION 5303 *NON-SIS*								
District: 07 County: HERNANDO Type of Work: PTO STUDIES Project Length: .000								
Extra Description: SECTION 5303 MPO TRANSPORTATION PLANNING								
PLANNING / MANAGED BY HERNANDO COUNTY MPO								
DDR -DISTRICT DEDICATED REVENUE	60,740	8,893	9,159	9,587	9,875	0	0	98,254
DPTO -STATE - PTO	61,275	0	0	0	0	10,172	0	71,447
DS -STATE PRIMARY HIGHWAYS & PTO	5,176	0	0	0	0	0	0	5,176
DU -STATE PRIMARY/FEDERAL REIMB	1,020,298	71,142	73,275	76,701	79,004	81,374	0	1,401,794
LF -LOCAL FUNDS	128,506	8,893	9,159	9,587	9,875	10,172	0	176,192
Item 401983 1 Totals:	1,275,995	88,928	91,593	95,875	98,754	101,718	0	1,752,863
Project Total:	1,275,995	88,928	91,593	95,875	98,754	101,718	0	1,752,863

Effective Date: 04/09/2018 Florida Department of Transportation Run: 04/10/2018 11.00.39

5 Year TIP

View 5 Year TIP Phase Grouping Crosswalk 07 = DISTRICT 7 - TAMPA

Fund	<2019	2019	2020	2021	2022	2023	>2023	All Years
L RTP Objectives: 3.1, 3.2, 3.6 (page 6-9)								
Item Number: 408104 1 Project Description: HERNANDO COUNTY BLOCK GRANT *NON-SIS*								
District: 07 County: HERNANDO Type of Work: OPERATING FOR FIXED ROUTE Project Length: .000								
Extra Description: HERNANDO COUNTY BOCC - STATE TRANSIT BLOCK GRANT - THE BUS								
OPERATIONS / MANAGED BY HERNANDO								
DDR -DISTRICT DEDICATED REVENUE	1,601,140	17,391	300,000	375,904	394,700	0	0	2,689,135
DPTO -STATE - PTO	1,387,180	326,749	58,004	0	0	414,435	0	2,186,368
DS -STATE PRIMARY HIGHWAYS & PTO	1,397,737	0	0	0	0	0	0	1,397,737
LF -LOCAL FUNDS	4,352,954	344,140	358,004	375,904	394,700	414,435	0	6,240,137
Item 408104 1 Totals:	8,739,011	688,280	716,008	751,808	789,400	828,870	0	12,513,377
Project Total:	8,739,011	688,280	716,008	751,808	789,400	828,870	0	12,513,377

Fund	<2019	2019	2020	2021	2022	2023	>2023	All Years
L RTP Objectives: 3.1, 3.2, 3.6 (page 6-9)								
Item Number: 408715 1 Project Description: HERNANDO COUNTY BOCC - FTA SECTION 5307 *NON-SIS*								
District: 07 County: HERNANDO Type of Work: TRANSIT IMPROVEMENT Project Length: .000								
Extra Description: THE BUS - SMALL URBANIZED GOV. APPROPRIATION								
CAPITAL / MANAGED BY HERNANDO								
FTA -FEDERAL TRANSIT ADMINISTRATION	5,748,621	900,000	900,000	900,000	900,000	900,000	0	10,248,621
Item 408715 1 Totals:	5,748,621	900,000	900,000	900,000	900,000	900,000	0	10,248,621
Project Total:	5,748,621	900,000	900,000	900,000	900,000	900,000	0	10,248,621

Effective Date: 04/09/2018 Florida Department of Transportation Run: 04/10/2018 11.00.39

5 Year TIP

**View 5 Year TIP Phase Grouping Crosswalk
07 = DISTRICT 7 - TAMPA**

Fund	<2019	2019	2020	2021	2022	2023	>2023	All Years
MISCELLANEOUS								
LRTP Objectives: 2.3, 3.4, 3.5 (pages 6-8 through 6-9); Map 4-10 (page 4-21); Appendix D-3								
Item Number: 437349 1 Project Description: WITHLACOOCHEE-DUNNELLO TRAIL CONNECTOR FM N END WITHLA. TO S END DUNN *NON-SIS*								
District: 07 County: CITRUS Type of Work: BIKE PATH/TRAIL Project Length: .000								
Extra Description: PAVED TRAIL. PEDESTRIAN OVERPASS AT US 41								
PRELIMINARY ENGINEERING / MANAGED BY FDOT								
DIH -STATE IN-HOUSE PRODUCT SUPPORT	5,290	0	0	0	0	0	0	5,290
DS -STATE PRIMARY HIGHWAYS & PTO	38,558	0	0	0	0	0	0	38,558
TALN -TRANSPORTATION ALTS- < 5K	56,997	0	0	0	0	0	0	56,997
TALT -TRANSPORTATION ALTS- ANY AREA	208,314	0	0	0	0	0	0	208,314
TLWR -2015 SB2514A-TRAIL NETWORK	780,000	0	0	0	0	0	0	780,000
CONSTRUCTION / MANAGED BY FDOT								
DDR -DISTRICT DEDICATED REVENUE	0	1,069,247	0	0	0	0	0	1,069,247
DIH -STATE IN-HOUSE PRODUCT SUPPORT	0	83,333	0	0	0	0	0	83,333
DS -STATE PRIMARY HIGHWAYS & PTO	19,867	134,614	0	0	0	0	0	154,481
REPE -REPURPOSED FEDERAL EARMARKS	0	381,921	0	0	0	0	0	381,921
SA -STP, ANY AREA	0	1,180,192	0	0	0	0	0	1,180,192
TLWR -2015 SB2514A-TRAIL NETWORK	0	3,178,428	0	0	0	0	0	3,178,428
Item 437349 1 Totals:	1,109,026	6,027,735	0	0	0	0	0	7,136,761
Project Total:	1,109,026	6,027,735	0	0	0	0	0	7,136,761

Effective Date: 04/09/2018 Florida Department of Transportation Run: 04/10/2018 11.00.39

5 Year TIP

View 5 Year TIP Phase Grouping Crosswalk
07 = DISTRICT 7 - TAMPA

Fund	<2019	2019	2020	2021	2022	2023	>2023	All Years
LRTP Objectives: 2.3, 3.4, 3.5 (pages 6-8 through 6-9); Map 4-10 (page 4-21); Appendix D-3								
Item Number: 443371 1 Project Description: CITY OF CRYSTAL RIVER THREE SISTERS SPRINGS INFRASTRUCTURE IMPROVEMENT *NON-SIS*								
District: 07 County: CITRUS Type of Work: BIKE PATH/TRAIL Project Length: .000								
Extra Description: CONSTRUCT TRAILS, FISHING PIER, TOURS AND RESTROOMS								
CONSTRUCTION / RESPONSIBLE AGENCY NOT AVAILABLE								
EM19 -GAA EARMARKS FY 2019	0	400,000	0	0	0	0	0	400,000
LF -LOCAL FUNDS	0	200,000	0	0	0	0	0	200,000
Item 443371 1 Totals:	0	600,000	0	0	0	0	0	600,000
Project Total:	0	600,000	0	0	0	0	0	600,000

Fund	<2019	2019	2020	2021	2022	2023	>2023	All Years
LRTP Objectives: 2.3, 3.4, 3.5 (pages 6-8 through 6-9); Map 4-9 (page 4-20); Appendix D-1								
Item Number: 435720 1 Project Description: GOOD NEIGHBOR TRL CONNECTOR FM W OF SUNCOAST PKWY TO SR 50/CORTEZ BLVD *SIS*								
District: 07 County: HERNANDO Type of Work: BIKE PATH/TRAIL Project Length: 4.725								
Extra Description: 12'-15' MULTI USE TRAIL - C2C								
PRELIMINARY ENGINEERING / MANAGED BY FDOT								
DDR -DISTRICT DEDICATED REVENUE	14,153	0	0	0	0	0	0	14,153
DIH -STATE IN-HOUSE PRODUCT SUPPORT	88,210	0	0	0	0	0	0	88,210
DS -STATE PRIMARY HIGHWAYS & PTO	55,427	0	0	0	0	0	0	55,427
EB -EQUITY BONUS	1,009,491	0	0	0	0	0	0	1,009,491
RED -REDISTR. OF FA (SEC 1102F)	48,983	0	0	0	0	0	0	48,983
TALL -TRANSPORTATION ALTS- <200K	15,626	0	0	0	0	0	0	15,626
TALT -TRANSPORTATION ALTS- ANY AREA	535,210	0	0	0	0	0	0	535,210
TLWR -2015 SB2514A-TRAIL NETWORK	475,358	0	0	0	0	0	0	475,358

Effective Date: 04/09/2018 Florida Department of Transportation Run: 04/10/2018 11.00.39

5 Year TIP

View 5 Year TIP Phase Grouping Crosswalk
07 = DISTRICT 7 - TAMPA

Fund	<2019	2019	2020	2021	2022	2023	>2023	All Years
LRTP Objectives: 2.3, 3.4, 3.5 (pages 6-8 through 6-9); Map 4-9 (page 4-20); Appendix D-1								
Item Number: 435720 1 Project Description: GOOD NEIGHBOR TRL CONNECTOR FM W OF SUNCOAST PKWY TO SR 50/CORTEZ BLVD *SIS* (Continued)								
District: 07 County: HERNANDO Type of Work: BIKE PATH/TRAIL Project Length: 4.725								
Extra Description: 12'-15' MULTI USE TRAIL - C2C								
RIGHT OF WAY / MANAGED BY FDOT								
ACSL -ADVANCE CONSTRUCTION (SL)	412,316	0	0	0	0	0	0	412,316
DIH -STATE IN-HOUSE PRODUCT SUPPORT	339,999	0	0	0	0	0	0	339,999
DS -STATE PRIMARY HIGHWAYS & PTO	506,617	0	0	0	0	0	0	506,617
SE -STP, ENHANCEMENT	139,871	0	0	0	0	0	0	139,871
TALL -TRANSPORTATION ALTS- <200K	308	0	0	0	0	0	0	308
TALT -TRANSPORTATION ALTS- ANY AREA	76,785	0	0	0	0	0	0	76,785
TLWR -2015 SB2514A-TRAIL NETWORK	1,650,811	0	0	0	0	0	0	1,650,811
CONSTRUCTION / MANAGED BY FDOT								
DIH -STATE IN-HOUSE PRODUCT SUPPORT	0	0	70,597	0	0	0	0	70,597
TLWR -2015 SB2514A-TRAIL NETWORK	0	0	5,082,979	0	0	0	0	5,082,979
ENVIRONMENTAL / MANAGED BY FDOT								
ACSA -ADVANCE CONSTRUCTION (SA)	37,058	0	0	0	0	0	0	37,058
Item 435720 1 Totals:	5,406,223	0	5,153,576	0	0	0	0	10,559,799
Project Total:	5,406,223	0	5,153,576	0	0	0	0	10,559,799

Fund	<2019	2019	2020	2021	2022	2023	>2023	All Years
LRTP Objectives: 2.3, 3.4, 3.5 (pages 6-8 through 6-9); Appendix D-2								
Item Number: 436711 1 Project Description: EXPLORER K8 SCHOOL VARIOUS LOCATIONS *NON-SIS*								
District: 07 County: HERNANDO Type of Work: SIDEWALK Project Length: .000								
Extra Description: DESIGN AND CONSTRUCT 5' SIDEWALKS								
PRELIMINARY ENGINEERING / MANAGED BY FDOT								
DS -STATE PRIMARY HIGHWAYS & PTO	416	0	0	0	0	0	0	416
PRELIMINARY ENGINEERING / MANAGED BY HERNANDO COUNTY BOARD OF COUNTY								
SR2T -SAFE ROUTES - TRANSFER	104,407	0	0	0	0	0	0	104,407

Effective Date: 04/09/2018 Florida Department of Transportation Run: 04/10/2018 11.00.39

5 Year TIP

View 5 Year TIP Phase Grouping Crosswalk
07 = DISTRICT 7 - TAMPA

Fund	<2019	2019	2020	2021	2022	2023	>2023	All Years
LRTP Objectives: 2.3, 3.4, 3.5 (pages 6-8 through 6-9); Appendix D-2								
Item Number: 436711 1 Project Description: EXPLORER K8 SCHOOL VARIOUS LOCATIONS *NON-SIS* (Continued)								
District: 07 County: HERNANDO Type of Work: SIDEWALK Project Length: .000								
Extra Description: DESIGN AND CONSTRUCT 5' SIDEWALKS								
CONSTRUCTION / MANAGED BY HERNANDO COUNTY BOARD OF COUNTY								
TALL -TRANSPORTATION ALTS- <200K	0	1,000	0	0	217,264	0	0	218,264
TALT -TRANSPORTATION ALTS- ANY AREA	0	0	0	0	576,113	0	0	576,113
Item 436711 1 Totals:	104,823	1,000	0	0	793,377	0	0	899,200
Project Total:	104,823	1,000	0	0	793,377	0	0	899,200
District 07 Totals:	216,630,852	118,896,155	63,806,769	36,698,354	34,623,138	69,143,284	0	539,798,552
Grand Total	216,630,852	118,896,155	63,806,769	36,698,354	34,623,138	69,143,284	0	539,798,552

Effective Date: 04/09/2018 Florida Department of Transportation Run: 04/10/2018 11.03.19

5 Year TIP - Fund Summary

07 = DISTRICT 7 - TAMPA

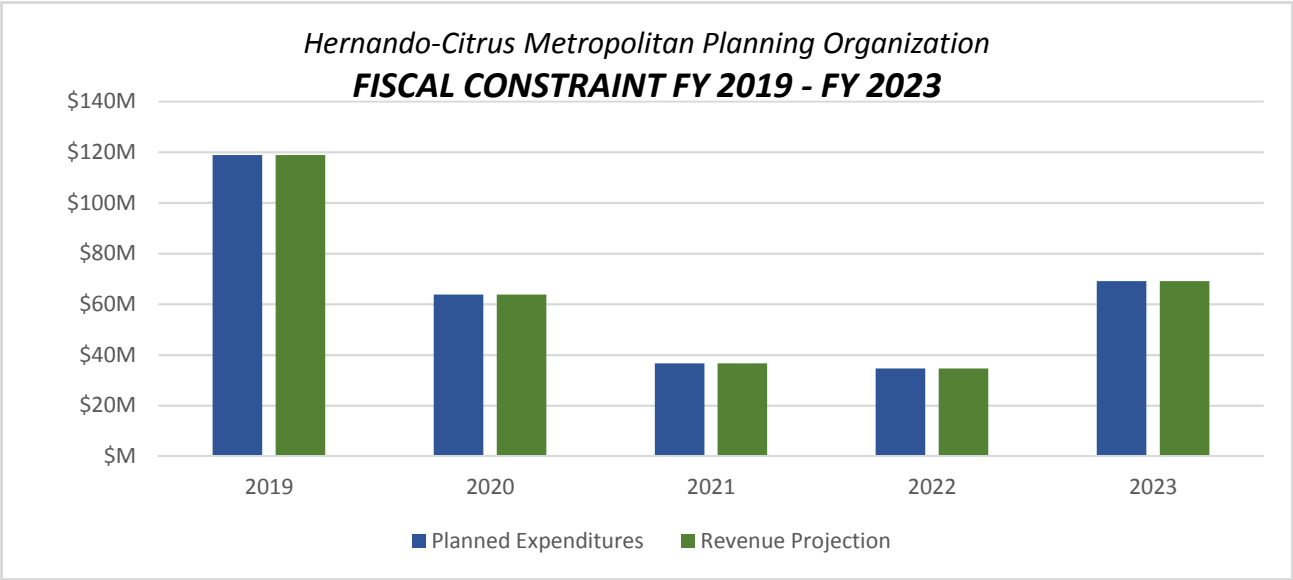
Fund	Fund Name	<2019	2019	2020	2021	2022	2023	>2023	All Years
ACCM	ADVANCE CONSTRUCTION (CM)	680,520	0	0	0	0	0	0	680,520
ACNP	ADVANCE CONSTRUCTION NHPP	20,584,925	3,400,000	0	5,731,720	0	34,053,371	0	63,770,016
ACSA	ADVANCE CONSTRUCTION (SA)	2,448,530	9,164,432	0	0	0	0	0	11,612,962
ACSL	ADVANCE CONSTRUCTION (SL)	2,985,656	1,056,225	0	0	0	0	0	4,041,881
ACTA	ADVANCE CONSTRUCTION TALT	492,302	0	0	0	0	0	0	492,302
BNIR	INTRASTATE R/W & BRIDGE BONDS	1,853,062	0	0	0	0	0	0	1,853,062
CIGP	COUNTY INCENTIVE GRANT PROGRAM	2,747,990	0	0	0	0	0	0	2,747,990
CM	CONGESTION MITIGATION - AQ	0	1,944,413	75,580	1,820,759	0	0	0	3,840,752
D	UNRESTRICTED STATE PRIMARY	46,409,689	3,070,960	3,070,960	3,070,960	3,070,960	3,070,960	0	61,764,489
DC	STATE PRIMARY PE CONSULTANTS	1,626	0	0	0	0	0	0	1,626
DDR	DISTRICT DEDICATED REVENUE	16,063,070	34,728,220	33,931,529	8,712,962	1,247,920	12,821,800	0	107,505,501
DEMW	ENVIRONMEN MITIGATION-WETLANDS	1,187	0	0	0	0	0	0	1,187
DI	ST. - S/W INTER/INTRASTATE HWY	23,664,789	25,055,599	0	0	0	13,303,654	0	62,024,042
DIH	STATE IN-HOUSE PRODUCT SUPPORT	2,626,440	1,161,647	820,137	209,216	822,309	371,719	0	6,011,468
DITS	STATEWIDE ITS - STATE 100%.	723,303	0	0	0	0	0	0	723,303
DPTO	STATE - PTO	1,938,074	855,224	687,804	1,352,877	84,880	755,442	0	5,674,301
DS	STATE PRIMARY HIGHWAYS & PTO	15,709,795	1,762,755	248,963	789,204	0	0	0	18,510,717
DSF	STATE PRIMARY MATCHING FUNDS	5,693	0	0	0	0	0	0	5,693
DU	STATE PRIMARY/FEDERAL REIMB	11,189,337	677,256	542,920	631,021	674,300	722,338	0	14,437,172
EB	EQUITY BONUS	1,009,491	0	0	0	0	0	0	1,009,491
EM19	GAA EARMARKS FY 2019	0	1,960,000	0	0	0	0	0	1,960,000
FAA	FEDERAL AVIATION ADMIN	0	0	990,000	486,000	954,900	0	0	2,430,900
FTA	FEDERAL TRANSIT ADMINISTRATION	8,293,786	1,800,000	1,800,000	1,800,000	1,800,000	900,000	0	16,393,786
GMR	GROWTH MANAGEMENT FOR SIS	2,417,000	0	0	0	0	0	0	2,417,000
GRSC	GROWTH MANAGEMENT FOR SCOP	0	573,063	605,287	643,262	678,513	0	0	2,500,125
HPP	HIGH PRIORITY PROJECTS	3,626,886	1,180,194	0	0	0	0	0	4,807,080
HSID	INTERSECTION CRASHES	0	0	1,971,494	0	0	0	0	1,971,494

Effective Date: 04/09/2018 Florida Department of Transportation Run: 04/10/2018 11.03.19

5 Year TIP - Fund Summary

07 = DISTRICT 7 - TAMPA

Fund	Fund Name	<2019	2019	2020	2021	2022	2023	>2023	All Years
HSP	SAFETY (HIWAY SAFETY PROGRAM)	100,000	0	0	0	1,910,451	0	0	2,010,451
LF	LOCAL FUNDS	16,696,909	10,239,281	3,036,783	2,554,261	2,236,172	1,396,406	0	36,159,812
LFF	LOCAL FUND - FOR MATCHING F/A	5,694	0	0	0	0	0	0	5,694
LFP	LOCAL FUNDS FOR PARTICIPATING	3,647,990	410,308	0	533,316	488,933	0	0	5,080,547
LFU	LOCAL FUNDS_FOR UNFORSEEN WORK	2,238,911	0	0	0	0	0	0	2,238,911
NHPP	IM, BRDG REPL, NATNL HWY-MAP21	817,845	0	0	0	0	0	0	817,845
NHRE	NAT HWY PERFORM - RESURFACING	0	0	2,181,284	0	0	0	0	2,181,284
PL	METRO PLAN (85% FA; 15% OTHER)	0	500,523	507,012	507,012	507,012	507,012	0	2,528,571
RED	REDISTR. OF FA (SEC 1102F)	48,983	0	0	0	0	0	0	48,983
REPE	REPURPOSED FEDERAL EARMARKS	0	381,921	0	0	0	0	0	381,921
SA	STP, ANY AREA	8,963,490	3,014,363	390,987	0	0	64,750	0	12,433,590
SCED	2012 SB1998-SMALL CO OUTREACH	0	256,410	256,410	256,410	256,410	0	0	1,025,640
SCOP	SMALL COUNTY OUTREACH PROGRAM	0	242,051	245,599	248,718	251,684	0	0	988,052
SCWR	2015 SB2514A-SMALL CO OUTREACH	0	293,606	299,487	300,385	280,188	0	0	1,173,666
SE	STP, ENHANCEMENT	284,871	0	0	0	0	0	0	284,871
SL	STP, AREAS <= 200K	7,257,910	3,015,070	2,070,677	3,271,700	12,500	12,500	0	15,640,357
SN	STP, MANDATORY NON-URBAN <= 5K	2,554,904	657,749	660,628	688,124	688,124	688,124	0	5,937,653
SR2S	SAFE ROUTES - INFRASTRUCTURE	34,746	0	0	0	0	0	0	34,746
SR2T	SAFE ROUTES - TRANSFER	1,265,260	315,181	549,382	2,031,557	510,551	0	0	4,671,931
SU	STP, URBAN AREAS > 200K	0	5,018,626	0	0	0	0	0	5,018,626
TALL	TRANSPORTATION ALTS- <200K	15,934	1,000	303,385	349,946	349,946	1,000	0	1,021,211
TALN	TRANSPORTATION ALTS- < 5K	56,997	0	0	0	0	0	0	56,997
TALT	TRANSPORTATION ALTS- ANY AREA	971,309	103,680	355,452	708,944	3,035,321	474,208	0	5,648,914
TLWR	2015 SB2514A-TRAIL NETWORK	5,294,680	6,056,398	8,205,009	0	14,762,064	0	0	34,318,151
TRIP	TRANS REGIONAL INCENTIVE PROGM	901,268	0	0	0	0	0	0	901,268
Grand Total		216,630,852	118,896,155	63,806,769	36,698,354	34,623,138	69,143,284	0	539,798,552



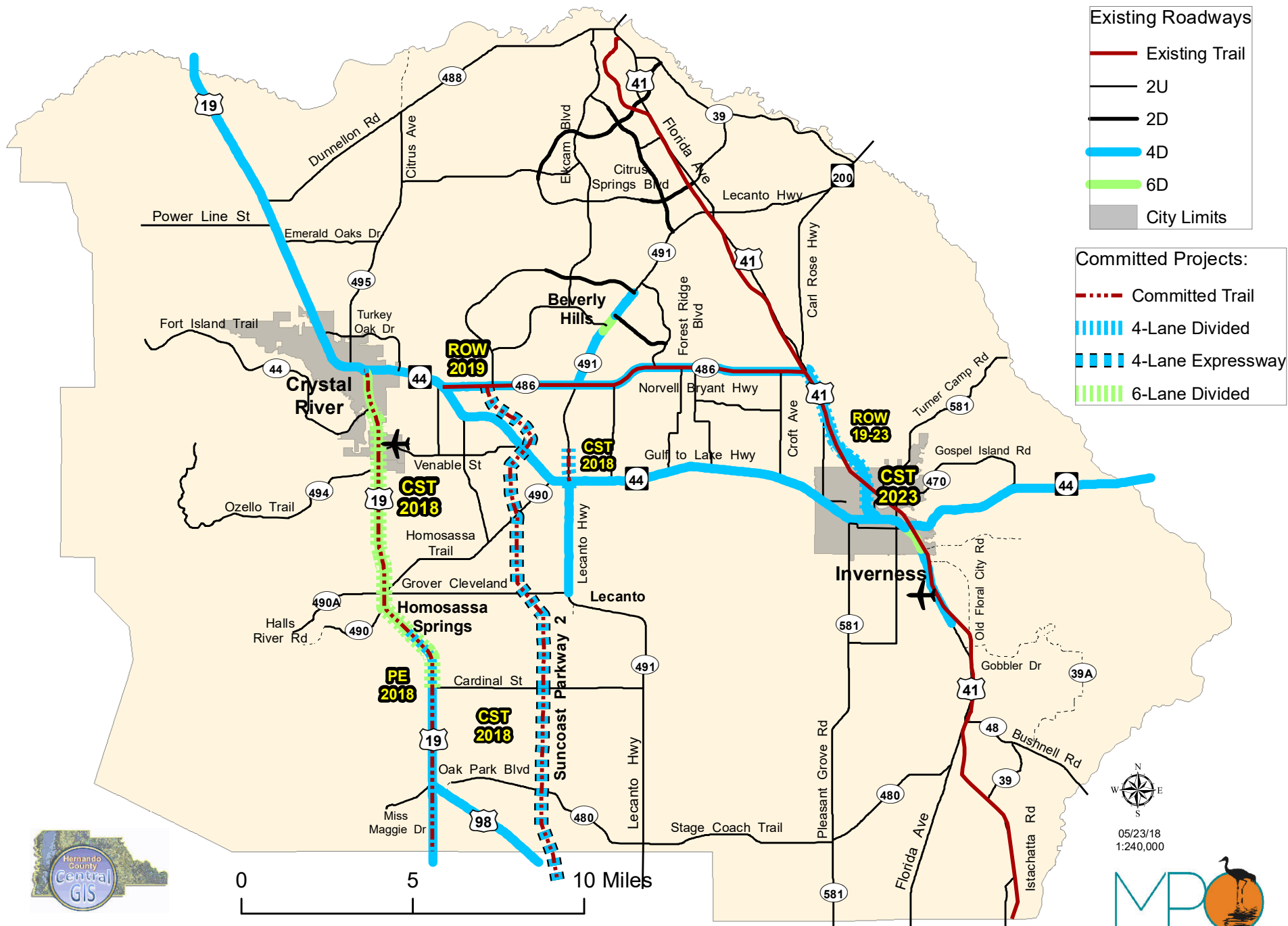
	<i>2019</i>	<i>2020</i>	<i>2021</i>	<i>2022</i>	<i>2023</i>
PLANNED EXPENDITURES (Total Programmed Projects Estimates - see <i>Five Year TIP</i>)	\$119M	\$64M	\$37M	\$35M	\$69M
REVENUE PROJECTIONS (Total State & Federal Funding - see <i>Fund Summary</i>)	\$119M	\$64M	\$37M	\$35M	\$69M

Local Government Roadway Work Programs



Citrus County

FY 2019 - FY 2023: Transportation Improvement Program (TIP)



TIP FY 2019 - FY 2023 - Adopted: 6-19-2018, Amended: 9-18-18
 Source: Hernando County Property Appraiser
 GIS.CitrusStreetsBOCC

s:\share\mpo_gis\citrus\citrus_tip_05232018.mxd
 s:\share\mpo_gis\citrus\citrus_tip_05232018.pdf



METROPOLITAN PLANNING ORGANIZATION
 HERNANDO/CITRUS

CITRUS COUNTY PROGRAM PROJECTS TABLE

June 19, 2018

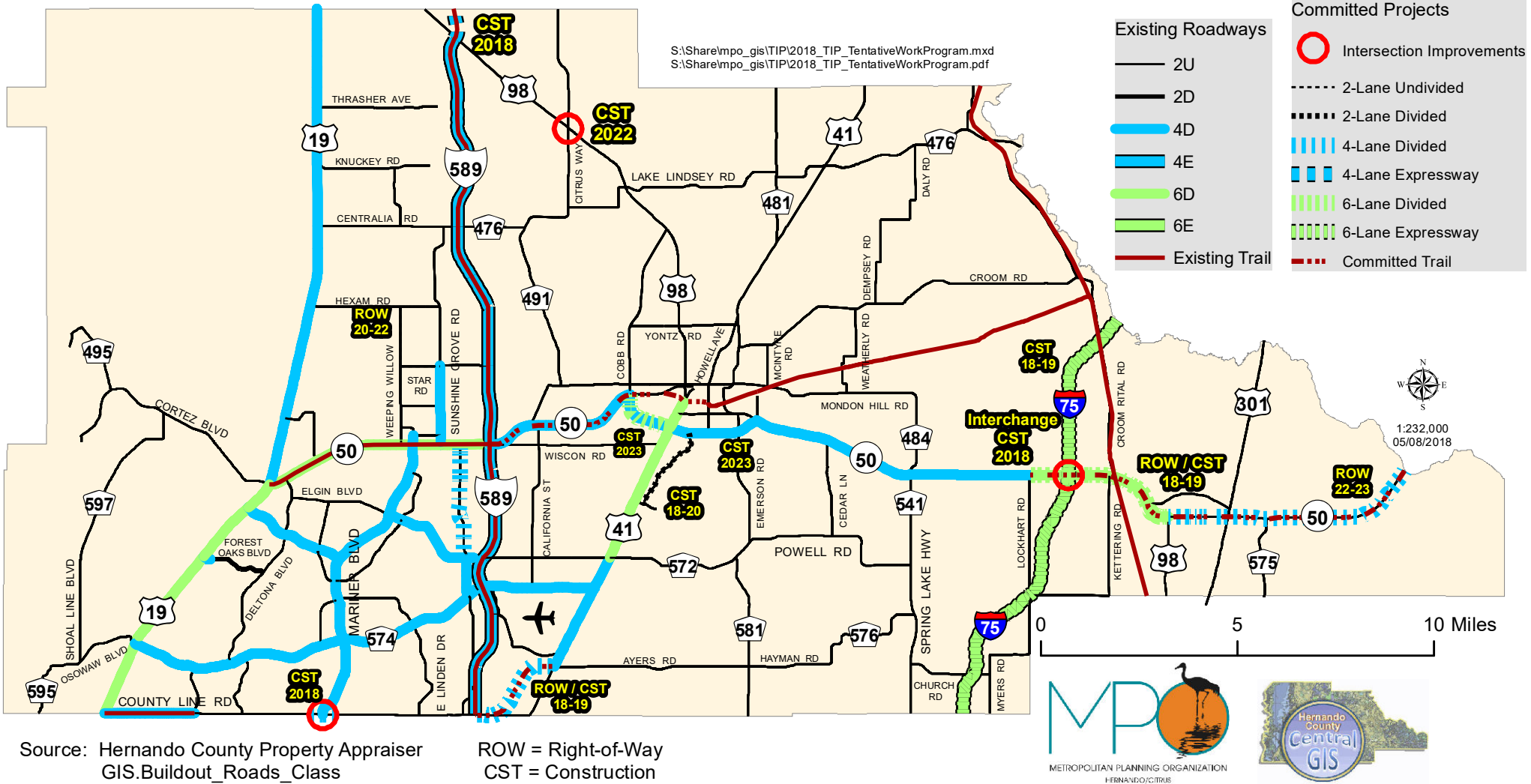
CAPACITY AND REHABILITATION PROJECTS

No.	Name	Description	Phase	Fund	2018/19	2019/20	2020/21	2021/22	2022/23
1	CR 491 (N. Lecanto Hwy.) From: current phase To: Horace Allen St.	4-lane divided urban with sidewalk and multiuse path	PE ROW CST	Grants		\$2,000,000	\$2,000,000	\$200,000	
CATEGORY EXPENDITURE					\$0	\$4,000,000	\$4,000,000	\$400,000	\$0

SURFACE TREATMENTS

No.	Name	Description	Phase	Fund	2018/19	2019/20	2020/21	2021/22	2022/23
1	W. Citrus Springs Blvd. From: N. Santos Dr. To: US 41 (N. Florida Ave.)	resurface	PE ROW CST	SCOP, gas tax			\$1,569,909		
2	N. Deltona Blvd. From: W. Homeway Loop To: W. Citrus Springs Blvd.	resurface	PE ROW CST	SCOP, gas tax			\$490,000		
3	Forest Ridge Blvd. From: CR 486 (W. Norvell Bryant Hwy.) To: CR 491 (N. Lecanto Hwy.)	resurface	PE ROW CST	SCOP, gas tax	\$1,019,857				
4	CR 491 (S. Lecanto Hwy.) From: W. Grover Cleveland Blvd. To: W. Ocala St.	resurface	PE ROW CST	SCOP, gas tax		\$1,926,621			
5	S.Canary Palm Terrace From: W. Green Acres St. To: CR 39 (W. Withlacoochee Trl.)	resurface	PE ROW CST	SCOP, gas tax			\$124,500		
6	N. Citrus Springs Blvd. From: US 41 (N. Florida Ave.) To: W. Oaklawn	resurface	PE ROW CST	SCOP, gas tax			\$1,225,000		
7	E. Withlacoochee Trail From: E. Scott Lane To: SR 200	resurface	PE ROW CST	SCOP gas tax			\$397,125		
8	W. Yulee Drive From: W. Bradshaw St To: US 19	resurface	PE ROW CST	SCOP gas tax			\$389,750		
9	S. Great Oaks Drive From: E. Floral Park Dr. To: E. Orange Age	resurface	PE ROW CST	SCOP gas tax			\$534,241		

Hernando County FY 2019 - FY 2023: Transportation Improvement Program (TIP)



Source: Hernando County Property Appraiser
GIS.Buildout_Roads_Class

ROW = Right-of-Way
CST = Construction

HERNANDO COUNTY PROGRAM PROJECTS TABLE

June 19, 2018

CAPACITY AND REHABILITATION PROJECTS

No.	Name	Description	Phase	Fund	2018/19	2019/20	2020/21	2021/22	2022/23
1	Barclay Ave. From: San Antonio Rd. To: Powell Rd. / Elgin Blvd.	2 to 4 lane expansion	PE DES ROW CST	3334		\$6,000,000			
2	Barclay Ave. From: Lucky Lane To: San Antonio Rd.	2 to 4 lane expansion	PE DES ROW CST	3334 3334		\$520,000		\$1,250,000	\$1,250,000
3	SR 50 Frontage Road From: Kadri Blvd. To: Evergreen Woods Trail	2 lane frontage road with sidewalk	PE DES ROW CST	3334 3334	\$530,000	\$385,000			
4	Coastal Way @ SR 50 From: SR 50 To: Chambord Street	add turn lanes Intersection Improvements	PE DES ROW CST	3331	\$590,000				
5	Howell Ave @ US 41 Intersection Improvements	Intersection Improvements (schedule w/LAP Project)	PE DES ROW CST	1015	\$75,000				
6	Forest Oaks at US 19 Intersection Improvements	Intersection Improvements add turn lanes and sidewalks	PE DES ROW CST	3334	\$900,000				
7	Mariner West Frontage Rd From: Evergreen Woods To: Mariner Blvd.	2-lane frontage road with sidewalks	PE DES ROW CST	3334 3334 3334	\$129,000	\$345,000	\$525,000		
8	Cobblestone @ Spring Hill Drive Intersection Improvement		PE DES ROW CST	1015 1015	\$63,000	\$175,000			
9	SR 50 Frontage Road East of I-75/North & South of SR 50	2-lane frontage road with sidewalks	PE DES ROW CST	50/50 SPLIT 3332/ 3333	\$2,500,000		(<\$625K ea)		
10	Mariner @ Landover South Intersection Improvements	Signal upgrade for dedicated left turn lanes	PE DES ROW CST	1015 1015		\$125,000	\$450,000		

HERNANDO COUNTY PROGRAM PROJECTS TABLE

June 19, 2018

CAPACITY AND REHABILITATION PROJECTS (Continued)

No.	Name	Description	Phase	Fund	2018/19	2019/20	2020/21	2021/22	2022/23	
11	Star Road From: Sunshine Grove To: Weeping Willow	Construct road and ROW to collector road standards	PE DES ROW CST	3331		\$250,000	\$250,000	\$250,000		
12	Weeping Willow Road From: Montour Street TO: Star Road	Construct road and ROW to collector road standards	PE DES ROW CST	3331 3331		\$250,000	\$250,000	\$250,000		
CATEGORY EXPENDITURE						\$4,787,000	\$8,050,000	\$1,475,000	\$1,750,000	\$1,250,000

HERNANDO COUNTY PROGRAM PROJECTS TABLE

June 19, 2018

PAVEMENT MANAGEMENT - COLLECTOR

No.	Name	Description	Phase	Fund	2018/19	2019/20	2020/21	2021/22	2022/23
1	Lake Lindsey Phase 4 From: Snow Memorial Hwy. To: US 41	Widen with 4' shoulder and overlay	PE ROW CST	1022			\$140,000		
				1022				\$1,260,000	
2	Croom Rd. From: Jacobson Rd. To: 600' E. of Withrow Rd.	Mill and replace with 2" asphalt	PE ROW CST	1022				\$835,000	
3	California St. From: Spring Hill Dr. To: Wiscon Rd.	Mill and replace with 2" asphalt	PE ROW CST	1022		1,140,000			
4	Thrasher Rd. From: Mellon Rd. To: Pomp Pkwy.	Widening w. 2' shoulders overlay 1.5"	PE ROW CST	1022	\$51,000	\$480,000			
5	Thrasher Rd. From: US 19 To: Mellon Rd.	Widening w. 2' shoulders overlay 1.5"	PE ROW CST	1022	\$462,000				
6	Culbreath Road From: Pasco County Line To: Powell Rd.	Mill and replace with 2" asphalt Rebuild sections	PE ROW CST	1022	\$833,000	\$833,000	\$833,000		
7	Cobb Rd. From: SR 50 To: Ponce de Leon Blvd.	Mill and replace with 2" asphalt	PE ROW CST	1022			\$1,805,000		
CATEGORY EXPENDITURE					\$1,346,000	\$2,453,000	\$2,778,000	\$2,095,000	\$0

HERNANDO COUNTY PROGRAM PROJECTS TABLE

June 19, 2018

CITY OF BROOKSVILLE

No.	Name	Description	Phase	Fund	2018/19	2019/20	2020/21	2021/22	2022/23
1	Governor Blvd. From: SR 50 To: Southern Hills Blvd.	new 2-lane divided collector road	PE/CST	Developer Via D.A.					\$11,200,000
2	Providence Blvd. From: W. Jefferson St (SR 50-A) To: Emerald Springs Way	New 2-lane reverse frontage road	PE/ROW CST	RdlmFee IF/FDOT/EDA	\$2,053,289				
CATEGORY EXPENDITURE					\$2,053,289	\$0	\$0	\$0	\$11,200,000

Transportation Alternatives / Complete Streets Program



TRANSPORTATION ALTERNATIVES/COMPLETE STREETS PROGRAM

INTRODUCTION

Federal transportation legislation provides specific set-aside funds designated for the construction of non-highway projects to enhance the quality of the local transportation system. The following Transportation Alternatives Program Priority (TAP) (included in the Complete Streets Projects) List depicts those projects which are eligible under the single funding source provided via that TAP. The projects listed below were selected through a ranking process. The Technical Advisory, Bicycle/Pedestrian Advisory, and Citizens Advisory committees suggested projects and provided comment on each project in relation to the overall goals, objectives, and policies of the comprehensive bicycle and pedestrian plans. The MPO Board selected the final ranking of the projects, as shown on the attached Complete Streets Project Priority List.

A small portion of Highway Trust Funds were earmarked for transportation alternative (TA) projects. TA funds are formula driven and allocated based on population. These funds cannot be expended on traditional highway construction projects. The new list of eligible projects which qualify for transportation alternative fund allocations include:

- 1) **Construction, planning, and design** of on-road and off-road trail facilities for pedestrians, bicyclists, and other non-motorized forms of transportation;
- 2) **Construction, planning, and design of infrastructure**-related projects and systems that will provide safe routes for non-drivers, including children, older adults, and individuals with disabilities to access daily needs;
- 3) **Conversion and use of abandoned railroad** corridors for trails for pedestrians, bicyclists, or other non-motorized transportation users;
- 4) **Construction of turnouts, overlooks, and viewing area;**
- 5) **Community improvement activities**, including:
 - o inventory, control, or removal of outdoor advertising;
 - o historic preservation and rehabilitation of historic transportation facilities;

- vegetation management practices in transportation rights-of-way to improve roadway safety, prevent against invasive species, and provide erosion control; and
- archaeological activities relating to impacts from implementation of a transportation project eligible under 23 USC;

6) **Any environmental mitigation activity**, including pollution prevention and pollution abatement activities and mitigation to:

- address stormwater management, control, and water pollution prevention or abatement related to highway construction or due to highway runoff; or
- reduce vehicle-caused wildlife mortality or to restore and maintain connectivity among terrestrial or aquatic habitats.

CITRUS COUNTY BICYCLE AND PEDESTRIAN PROJECTS TABLE

June 19, 2018

No.	Name	Description	Phase	Fund	2018/19	2019/20	2020/21	2021/22	2022/23
1	N. Turkey Oak From: CR 44 To: US 19	5' sidewalk	PE ROW CST	SRTS	\$315,181		\$482,791		
2	Forest Ridge Elementary From: CR486/Norvell Bryant To: W Lake Beverly Dr	5' sidewalk	PE ROW CST	SRTS			\$1,548,766		
3	Pleasant Grove Elementary From: Pleasant Grove Rd To: Druid Rd	5' sidewalk	PE ROW CST	SRTS		\$549,382			
4	US 19 (SR55) From: Cardinal St To: Green Acres St	Add lanes and Reconstruct	PE ROW CST	DDR					
5	US 19/US98/SR55/S Suncoast Blvd From: Hernando County Ln To: W Green Acres	Resurfacing	PE ROW CST	DDR		\$15,011,487			
6	Withlacoochee-Dunnellon Trail Connector From: N End Withlacoochee State Trail To: S End Dunnellon Trail	BikePath/Trail	PE ROW CST	TLWR	\$3,178,428				
CATEGORY EXPENDITURE					\$3,493,609	\$15,560,869	\$2,031,557	\$0	\$0

HERNANDO COUNTY BICYCLE AND PEDESTRIAN PROJECTS TABLE

June 19, 2018

No.	Name	Description	Phase	Fund	2018/19	2019/20	2020/21	2021/22	2022/23
1	Brooksville Elementary School From: Croom Rd. To: US 41 (Broad St.)	5' sidewalk on east side of Howell Ave.	PE ROW CST	TALL		\$279,750			
2	Deltona Blvd. From: Spring Hill Dr. To: Begonia St.	5' sidewalk	PE ROW CST	SRTS			\$373,379		
3	Deltona Blvd. From: Elgin Blvd To: SR 50/Cortez Blvd	5' sidewalk on west side of street	PE ROW CST	TA	\$58,680		\$143,080		
4	Elgin Blvd From: Deltona Blvd To: Mariner Blvd	5' sidewalk on south side of street	PE ROW CST	TA		\$102,070		\$741,771	
5	Explorer K8 School From: 2-mile radius of school	5' sidewalk	PE ROW CST	SRTS	\$104,407			\$793,377	
6	Good Neighbor Trail Gap From: SR50/Cortez Blvd To: Good Neighbor Trail	12' paved trail Resurfacing/Reconstruction	ROW ROW CST CST CST	DIH TLWR DIH TALT TLWR	\$2,877,970	\$1,000 \$3,122,030		\$798,339 \$1,623,827 \$14,762,064	
7	Good Neighbor Trail Connector From: Suncoast Pkwy To: SR50/Cortez Blvd	12' paved trail Resurfacing/Reconstruction	ROW PE CST CST	DIH TLWR		\$70,597 \$5,082,979			

HERNANDO COUNTY BICYCLE AND PEDESTRIAN PROJECTS TABLE

June 19, 2018

Hernando County Bicycle and Pedestrian Table continued

No.	Name	Description	Phase	Fund	2018/19	2019/20	2020/21	2021/22	2022/23	
8	Landover Blvd From: Northcliffe Blvd To: Elgin Blvd Linden	5' sidewalk	PE ROW CST	TA			\$95,367			
9	Linden Dr. From: County Line Rd To: Spring Hill Dr.	5' sidewalk	PE ROW CST	TA			\$95,435			
10	Linden Dr. From: Coronado Dr To: Spring Hill Dr.	5' sidewalk	PE ROW CST	TA	\$45,000		\$423,301			
11	Quality Dr. From: Mariner Blvd. To: Farnsworth Blvd.	5' sidewalk	PE ROW CST	TA	\$379,735					
12	JD Floyd Elementary From: 2-mile radius of school	5' sidewalks, painted crosswalks' and beacons	PE ROW CST	SRTS					\$464,273	
13	West Side Elementary School From: 2-mile radius of school	5' sidewalks, painted crosswalks' and beacons	PE ROW CST	SRTS			\$299,073			
14	Freeport Drive - Fox Chapel From: 2-mile radius of school	5' sidewalks,	PE ROW CST	SRTS				\$270,555		
15	Raley Road Eastside Elementary Sidewalks From: SR 50 to Roper Road	5' sidewalks,	PE ROW CST	SRTS				\$238,996		
CATEGORY EXPENDITURE						\$3,465,792	\$8,658,426	\$1,429,635	\$18,719,378	\$464,273

Transit



**Hernando County Transit System (TheBus) - Tentative Capital & Operating
Draft Transportation Improvement Program
FY 2018/19-FY 2022/23**

Project ID	Project Name	FY 2019	FY 2020	FY 2021	FY 2022	FY 2023	5-Year Total
Capital Projects:							
108210	Bus Stop Improvements	\$140,000	\$140,000	\$0	\$0	\$0	\$280,000
108200	Replace ADA Paratransit Van(s)	\$0	\$0	\$160,000	\$160,000	\$80,000	\$400,000
108190	Replace Heavy Duty Transit Vehicle(s)	\$450,000	\$450,000	\$450,000	\$450,000	\$0	\$1,800,000
108180	Transit Preventive Maintenance (Capital)	\$225,000	\$229,500	\$280,000	\$285,600	\$285,600	\$1,305,700
108220	Transit System Transfer Facility	\$0	\$100,000	\$0	\$0	\$0	\$100,000
109220	Transit Amenities	\$15,000	\$60,000	\$0	\$0	\$0	\$75,000
109240	Replace ADA Specialty Vehicle	\$0	\$50,000	\$0	\$0	\$0	\$50,000
Total Capital		\$830,000	\$1,029,500	\$890,000	\$895,600	\$365,600	\$4,010,700
Funding Sources:							
Federal Grant - Section 5307		\$830,000	\$1,029,500	\$890,000	\$895,600	\$365,600	\$4,010,700
Operating & Administrative Expenses:							
Administrative Services, Fuel, Contract Services, Travel, Communications, Preventative Maintenance (Non-Capital), Legal Notices, Postage, Communications, General Operating Expenses							
Funding Sources:							
Federal Grant - Section 5307		\$898,432	\$907,416	\$916,490	\$925,655	\$934,912	\$4,582,906
Federal Grant - Section 5311		\$182,238	\$184,060	\$185,901	\$187,760	\$189,638	\$929,597
State Service Development Funding		\$86,334	\$87,197	\$0	\$0	\$0	\$173,531
State Block Grant		\$286,866	\$289,735	\$292,632	\$295,558	\$298,514	\$1,463,305
Local (Includes Farebox & Program Income)		\$637,575	\$643,951	\$650,390	\$656,894	\$663,463	\$3,252,273
Total Operating & Administrative		\$2,091,445	\$2,112,359	\$2,045,414	\$2,065,868	\$2,086,527	\$10,401,613
Total Transit Program		\$2,921,445	\$3,141,859	\$2,935,414	\$2,961,468	\$2,452,127	\$14,412,313

Note: State and Federal grants are multi-year awards covering more than one fiscal year. Federal Grants are 100% Utilizing Softmatch State Toll Revenue credits (20%). Project administration is capitalized under federal grants. Grant funds estimated are based upon net expenses. Funding shown is subject to grant awards.

*Transportation
Disadvantaged*



**TRANSPORTATION DISADVANTAGED FIVE YEAR WORK PROGRAM
FISCAL YEARS 2019-2023**

PROJECT DESCRIPTION	FISCAL YEARS				
	2019	2020	2021	2022	2023
Citrus County					
Section 5311 - Capital for fixed route	\$0	\$605,734	\$0	\$644,022	\$0
Section 5311 – Operating/Admin. assistance	\$800,000	\$825,000	\$850,000	\$875,000	\$900,000
Section 5310 – Operating assistance	\$0	\$0	\$0	\$0	\$0
Commission for the Transportation Disadvantaged – Planning Grant	MISC \$22,447 TDTF	MISC \$22,447 TDTF	MISC \$22,447 TDTF	MISC \$22,447 TDTF	MISC \$22,447 TDTF
Hernando County					
Section 5311 – Operating/Administrative Assistance	\$250,000 (Has not been awarded)	\$250,000	\$250,000	\$250,000	\$250,000
Section 5310 – Operating Assistance	\$258,000 (Has not been awarded)	\$300,000	\$325,000	\$350,000	\$375,000
CTD Trip & Equipment Grant	\$552,004 (Has not been awarded)	\$650,000	\$700,000	\$800,000	\$800,000
CTD Mobility Enhancement Grant	\$220,000 (Has not been awarded)	\$0	\$0	\$0	\$0
Shirley Conroy Grant	\$34,000 (Has not been awarded)	\$132,000	\$0	\$132,000	\$0
Commission for the Transportation Disadvantaged – Planning Grant	MISC \$23,237 TDTF	MISC \$23,237 TDTF	MISC \$23,237 TDTF	MISC \$23,237 TDTF	MISC \$23,237 TDTF

The amounts listed include the local funding match of the participating agency.

Appendix



HERNANDO/CITRUS MPO STATE HIGHWAY SYSTEM LIST OF PRIORITY PROJECTS

It is the policy of the Hernando/Citrus MPO that the following projects on the State Highway System should be implemented consistent with the attached List of Priority Projects, which were adopted by the MPO Board on June 19, 2018.

The MPO recognizes that actual construction dates will be a function of:

- 1) project development activities completed to date;
- 2) the complexity of the project development activities; and
- 3) available funding by eligible funding categories.

However, all efforts should be put forward to advance State highway projects with the following priority sequence.

The following List of Priority Projects was developed for the purpose of providing the FDOT with a sequence of projects for advancement in their work program for the respective Urban Areas. These lists include projects on the State, County and City transportation networks, and must be considered flexible to respond to the results of the requested Corridor Studies, continuing technical evaluations, and public comment. It is the intent of the MPO to periodically reevaluate priority lists as appropriate.



HERNANDO/ CITRUS MPO
MAJOR IMPROVEMENT and CONGESTION MANAGEMENT PROGRAMS
FY 2019/2020 LIST OF PRIORITY PROJECTS
Amended: September 18, 2018

RANK	FPN	Agency	FACILITY	FROM	TO	ACTIVITY	PROJECT PHASE/ COST ESTIMATE
↓ FUNDED FOR CONSTRUCTION ↓							
PRODUCTION	411011 2,3,4	FDOT	I-75 (SR 93)	Pasco County	Sumter County	Add 2 lanes (existing 4)	Design Build/ \$140,379,975
	405270 1	FTE	Suncoast Parkway II (SR 589)	US 98	CR 486 / Norvell Bryant Highway	New 4 lane Toll Road	CONST/ \$ 41,335,232
	405270 3	"	"	Hernando/Citrus Co. Line	S. of W. Grover Cleveland Blvd.	"	CONST/ \$ 89,774,831
	405270 4	"	"	S. of W. Grover Cleveland Blvd.	SR 44 (W. Gulf to Lake Hwy.)	"	CONST/ \$ 59,975,115
	430051 2	FDOT	SR 50/US 98 (Cortez Blvd.)	Lockhart Road	E. of Remington Road	Add 2 lanes (existing 4)	CONST/ \$ 4,931,393
	416732 4	FDOT	SR 50/US 98 (Cortez Blvd.)	Windmere Rd.	US 98 (McKethan Rd.)	Add 2 lanes (existing 4)	CONST/ \$ 23,493,112
	416732 3	FDOT	SR 50 (Cortez Blvd.)	US 98 (McKethan Rd.)	US 301 (Treiman Blvd.)	Add 2 lanes (existing 2)	CONST/ \$ 22,462,315
	257298 5	FDOT	CR 578 (County Line Rd.)	Toll 589 (Suncoast Pkwy.)	US 41 (Broad St.)	Construct 4 lanes	CONST/ \$ 28,333,252
	257298 6	FDOT	CR 578 (County Line Rd.)	Springtime St.	E. of Mariner Blvd.	Construct 4 lanes	CONST/ \$10,785,542
	4058220 2	FDOT	US 19 (SR 55)/US 98	W. Green Acres St.	W. Jump Ct.	Add 2 lanes (existing 4)	CONST/ \$ 29,268,982
	4058220 3	FDOT	US 19 (SR 55)/US 98	W. Jump Ct.	W. Fort Island Trail	Add 2 lanes (existing 4)	CONST/ \$ 37,962,912
	4344981	Citrus Co.	CR 491 (N. Lecanto Hwy.) Phase 1	W. Laurel St.	S. of W. Audubon Park Path	Add 2 lanes (existing 2)	CONST/\$17,866,368
	416733 2	FDOT	SR 50 Bypass	CR 485 (Cobb Rd.)	W. of Buck Hope Road	Add 2 lanes (existing 4)	CONST/\$13,488,428
	416735 1	FDOT	SR 50 Bypass	W. of Buck Hope Road	Jefferson Street (50A)	Add 2 lanes (existing 4)	CONST/\$34,053,371
257165 1	FDOT	US 41 (SR 45) (N. Florida Ave.)	SR 44 (E. Gulf to Lake Hwy.)	E. Arlington St.	Add 2 lanes (existing 2)	PE ONLY	
257165 3	FDOT	US 41 (SR 45) (N. Florida Ave.)	SR 44 (E. Gulf to Lake Hwy.)	S of Withlacoochee Trail Bridge	Add 2 lanes (existing 2)	CONST/\$15,808,500	
↓ NOT FUNDED FOR CONSTRUCTION ↓							
1	257165 4	FDOT	US 41 (SR 45) (N. Florida Ave.)	S of Withlacoochee Trail Bridge	Live Oak Ln.	Add 2 lanes (existing 2)	
	257165 5	FDOT	US 41 (SR 45) (N. Florida Ave.)	Live Oak Ln.	Arlington St.	Add 2 lanes (existing 2)	
	257165 2	FDOT	US 41 (SR 45) (N. Florida Ave.)	E. Arlington St.	SR 200 (N. Carl G Rose Hwy.)	Add 2 lanes (existing 2)	
2		Hernando Co.	Frontage Rd.	Weeping Willow Street	Sunshine Grove Road	Congestion Project	
3		Citrus Co.	US 41 (N. Florida Ave.) (SR 45)	N. Independence Hwy.	Intersection	Congestion Project	
4	442835 1	FDOT	SR 50 (Cortez Blvd.)	US 301/SR 35 (Treiman Blvd.)	Hernando/Sumter Co. Line	Add 2 lanes (existing 2)	
5		FDOT	US 41/SR 50A One Way Pairs	W. of Mildred Ave.	US 41/SR 50A intersection	Complete Streets	
6		Citrus Co.	Croft Ave.	SR 44 (E. Gulf to Lake Hwy.)	E. Hayes St.	Add 2 lanes (existing 2)	
7		FDOT	US 98 Realignment to (CR 485)	US 98 (Ponce de Leon Blvd.)	SR 50 (Cortez Blvd.)	Add 2 lanes (existing 2)	
8		Citrus Co.	CR 490A (W. Grover Cleveland Blvd.)	US 19 (SR 55)/US 98	CR 491 (S. Lecanto Hwy.)	Add 2 lanes (existing 2)	
9		Citrus Co.	CR 491 (N. Lecanto Hwy.)	W. Pine Bridge Blvd.	US 41/SR 45	Add 2 lanes (existing 2)	
10	438613 1	FDOT	US 41 (SR 45) (Broad St.)	Spring Hill Dr.	Powell Rd.	Add 2 lanes (existing 4)	
11		Citrus Co.	CR 490 (Homosassa Trail)	US 19 (SR 55)/US 98	SR 44 (W. Gulf to Lake Hwy.)	Add 2 lanes (existing 2)	
12	405822 5	Citrus Co.	US 19 (SR 55)/US 98	Cardinal Street	Green Acres	Add 2 lanes (existing 4)	

Blue - Hernando County
Orange - Citrus County

Terms Key

CONST
PD&E
PE
ROW

Construction
Project Development and Environment
Preliminary Engineering/Design
Right-of-Way



**HERNANDO/ CITRUS MPO
CONGESTION MANAGEMENT PROGRAM
FY 2019/2020 LIST OF PRIORITY PROJECTS
Adoption June 19, 2018**

PRIORITY	FPN/ Agency	Agency	ROADWAY	LOCATION	PROJECT DESCRIPTION
FULLY FUNDED					
	257298 6	FDOT	CR 578 (County Line Rd.)	CR 587 (Mariner Blvd. Intersection)	Multi-Lane Intersection Improvement
UNFUNDED/PARTIALLY FUNDED					
1			SR 50 (Cortez Blvd.)	Weeping Willow St. to Sunshine Grove Rd.	Traffic management and frontage road action plan
2			CR 578 (County Line Rd.)	Waterfall Blvd. Intersection	Signalization with turn lanes

PRIORITY			ROADWAY	LOCATION	PROJECT DESCRIPTION
UNFUNDED/PARTIALLY FUNDED					
1			US 41 (N. Florida Ave.) (SR 45) N. Independence Hwy.	Inverness	Intersection Improvement
2			US 41 (S. Florida Ave.) (SR 45)/SR 48 (E. Orange Ave.)	Floral City	Intersection Improvement
3			US 41/SR 44/E. Highland Blvd.	Inverness	Intersection Improvement

Blue - Hernando County

Orange - Citrus County



**Citrus County
FY 2019/2020
Complete Streets Priority Projects
Amended: September 18, 2018**

Project Rank	Previous Rank	FPN / Resp. Agency	Project/Description	From	To	Area	Project Type	Project Phase/ Year
PRODUCTION		4325811 / FDOT	W. Yulee Dr. - Sidewalk	W. Central St.	US 19 (S Suncoast Blvd.)	CC	TA	CST 2018
		4375141 / FDOT	US 19/SR 55/S. Suncoast Blvd. - Multi-Use Trail	Hernando/Citrus County Line	W. Green Acres St.	CCR	RRR	CST 2020
		4058223 / FDOT	US 19/SR 55/S. Suncoast Blvd. - Multi-Use Trail	W. Jump Ct.	Ft. Island Trail	CC/CR	RRR	CST 2018
		4396981 / FDOT	Forest Ridge Elementary - Phase I Sidewalk	W. Norvell Bryant Hwy (CR 486)	W. Lake Beverly Dr.	CC	SRTS	CST 2021
		4373491 / FDOT	Withlacoochee State Trail (WST) Connector	WST Northern Terminus	Dunnellon Trailhead	CC	ST	CST 2019
		4396991 / FDOT	Pleasant Grove Elementary (CR 581) - Sidewalk	Pleasant Grove Rd.	W. Gulf to Lake Hwy (SR 44)	CC/INV	SRTS	CST 2020
	4411041 / FDOT	N Turkey Oak Dr.	SR 44	US 19	CC/INV	SRTS	CST 2021	
1			Withlacoochee State Trail (WST) - Rehabilitation	Hernando/Citrus County Line	Citrus/Marion County Line	CC	ST	Application Submitted
2			Forest Ridge Elementary - Phase II Sidewalk	W. Lake Beverly Dr.	N. Lecanto Hwy (CR 491)	CC	TA	Application Submitted
Deleted	3		Crystal River Middle School - Covered Sidewalk	On-Site		CCR	SRTS	
3			Rock Crusher Elementary - Sidewalk	W. Homosassa Trail (CR 490)	Duval Island Boat Ramp	CC	TA	
4			Three Sisters Springs Connector - Multi-Use Trail	US 19/Kings Bay Drive	486 Trail	CC/CCR	TA	Consultant Study Complete
5			Ft. Island Trail - Multi-Use Trail	Gulf of Mexico	Three Sisters Trail	CC/CCR	TA	Consultant Study Complete
6			Floral City Sidewalks/Bicycle Route	Floral City	Floral City	CC	TA	Under Review
7			Sugarmill Woods - Multi-Use Trail along US 98	Oak Village Blvd.	Trailhead/Parking lot near the Suncoast Parkway I	CC	TA	
8			W. Cardinal St. - Sidewalk	US 19 (S. Suncoast Blvd.)	S. Lecanto Hwy (CR 491)	CC	TA	
9			E. Vine St. & E. Gospel Is. Rd. - Sidewalk	N. Apopka Ave.	W. Gulf to Lake Hwy (SR 44)	CC	TA	
10			N. Independence Hwy. - PS/Sidewalk	E. Gulf to Lake Hwy (SR 44)	N. Florida Ave (US 41)	CC	TA	
11			US 19 Trailhead & Crossing	Crosstown Trail at US 19 - (In City of Crystal River)		CR	TA	
12			South Apoka Connector - Phase I	Dampier St.	Highland Blvd.	CC/INV	TA	
13			W. Halls River Rd. (CR 490A) - Sidewalk	S. Riverview Circle	US 19 (S. Suncoast Blvd.)	CC	TA	
14			Eden Dr. Connector/Sidewalk	WST	Martinis Dr.	CC/INV	TA	
15			Forest Dr. Sidewalk	W. Main St. (SR44)	Independence Hwy.	CC	TA	
16			Turner Camp Rd./Ella Ave. - PS/Sidewalk	US 41	Inverness MS	CC	TA	
17			Citrus Springs Blvd. - Bicycle Lane/PS	Dunklin Blvd.	W. Deltona Blvd.	CC	TA	
18			Elkcam Blvd. - Bicycle Lane/PS	Pine Ridge Blvd	N Citrus Springs Blvd.	CC	TA	
19			Pine Ridge Blvd. - Bicycle Lane/PS	CR 486	CR 491	CC	TA	
20			South Apoka Connector - Phase II	Highland Blvd.	E Anna Jo Dr.	CC/INV	TA	
21			Mossy Oak Sidewalk	US 41 and Eden Dr.	WST	WST	TA	
22			Sugarmill Woods Bicycle Lane along:			CC	TA	
			a. W. Oak Park Blvd.	Shoppes at Sugarmill Woods	Corkwood Blvd.	CC	TA	
			b. Cypress Blvd. E	W. Oak Park Blvd.	Cypress Circle E	CC	TA	
			c. Corkwood Blvd.	W. Oak Park Blvd.	Cypress Blvd. E	CC	TA	
U			Suncoast Parkway - Ext. to 486	CR 491 - possible trail extension	CR 486 trail	CC	TA	ROW issues
U			W. Miss Maggie Dr. (CR 480) - Sidewalk/PS	Chassowitzka River Campground	US 19 (S. Suncoast Blvd.)	CC	TA	ROW issues

Terms Key

CC	Citrus County	P	Programmed for a production phase	ST	SunTrail Funding
CCR	City of Crystal River	PE	Preliminary Engineering/Design	TA	Transportation Alternatives
CR	Crystal River	PS	Paved Shoulders	U	Unranked
CST	Construction	ROW	Right-of-Way	WST	Withlacoochee State Trail
INV	Inverness	RRR	Resurfacing, Restoration and Rehabilitation	RED	New Projects
OGT	Office of Greenways & Trails	SRTS	Safe Routes to School	REHAB	Rehabilitation (funding TBD)



**Hernando County
FY 2019/2020
Complete Streets Priority Projects
Amended: September 18, 2018**

Project Rank	Previous Rank	FPN Resp. Agency	Project/Corridor	From	To	Area	Project Type	Project Phase/Year
PRODUCTION		4343091 FDOT	Spring Hill Elementary - Sidewalk (SRTS Application)	w/n 2-mile radius of school		HC	SRTS	CST 2018
		4336951 FDOT	Deltona Blvd. - Sidewalk	Deltona Elem. School	Philatelic Dr.	HC	TA	CST 2018
		4279963 FDOT	Powell Rd. - Sidewalk/Multi-Use Trail	Spring Park Way	California St.	HC	TA	CST 2018
		4344991 FDOT	Quality Dr./Medical Blvd. - Sidewalk	Mariner Blvd.	Farnsworth Blvd.	HC	TA	CST 2018
		4367111 FDOT	Explorer K-8 - Sidewalks (SRTS Application)	w/n 2-mile radius of school		HC	SRTS	CST 2022
		4367101 FDOT	JD Floyd K-8 - Sidewalks (SRTS Application)	w/n 2-mile radius of school		HC	SRTS	CST 2023
		4367121 FDOT	Brooksville Elementary - Sidewalk (SRTS Application)	w/n 2-mile radius of school		COB	SRTS	CST 2020
		4367091 FDOT	Westside Elementary - Sidewalk (SRTS application)	w/n 2-mile radius of school		HC	SRTS	CST 2020
		4372642 FDOT	GNT Gap Connector Trail - Multi-Use Trail	SR50/Cortez Blvd.	GNT Trailhead	HC/COB	ST	CST 2020
		4357201 FDOT	West GNT Trail Connector - Multi-Use Trail	W Suncoast PKWY	SR 50/Cortez Blvd.	HC/COB	ST	CST 2020
		4395091 FDOT	Deltona Blvd. - Sidewalk	Elgin Blvd.	SR 50	HC	TA	CST 2021
		4367081 FDOT	Deltona Blvd. - Sidewalk	Spring Hill Dr.	Begonia St.	HC	TA	CST 2021
	4337141 FDOT	E. Linden Dr. - Sidewalk	Coronado Dr.	Spring Hill Dr.	HC	TA	CST 2021	
	4395081 FDOT	Elgin Blvd. - Sidewalk	Deltona Blvd.	Mariner Blvd.	HC	TA	CST 2022	
1	Production	4411071 FDOT	Eastside Elementary - Sidewalk	w/n 2-mile radius of school		HC	SRTS	PE 2022
2	Production	4411031 FDOT	Fox Chapel Middle School - Sidewalk	w/n 2-mile radius of school		HC	SRTS	PE 2022
3	Production	4386511 FDOT	S Linden Dr. - Sidewalk	County Line Rd.	Spring Hill Dr.	HC	TA	PE 2022
4	Production	4374841 FDOT	W. Landover Blvd.	Northcliffe Blvd.	Elgin Blvd.	HC	TA	PE 2021
5	1		Sunshine Grove Rd. - Sidewalk	Ken Austin Pkwy.	Hexam Rd.	HC	TA	Application Submitted
6	2		California St./Powell Rd. - Sidewalk	Spring Hill Dr./California St.	Powell Rd./Rowan Rd.	HC	TA	Application Submitted
7	3		Cobblestone Dr. - Sidewalk	Pinehurst Dr.	County Line Rd.	HC	TA	Application Submitted
8	4		W. Linden Dr. - Sidewalk	Spring Hill Dr.	Mariner Blvd.	HC	TA	Application Submitted
9	5		Amero Ln. - Sidewalk	Coronado Dr.	Anderson Snow Rd.	HC	TA	Application Submitted
10	6		Nightwalker Rd. - Sidewalk	Cortez Blvd. (SR 50)	Madrid Rd.	HC	TA	Application Submitted
11	7		Good Neighbor Trail (GNT) - Rehabilitation	Jefferson St.	Jasmine St.	COB	TA	Application Submitted
12	8		Withlacoochee State Trail (WST) - Reconstruction	Pasco/Hernando County Line	Citrus/Marion County Line	HC	TA	No Application
13	9		Suncoast Trail/U.S. 98 - Trailhead/Restroom	Suncoast Trail/US 98		HC	TA	No Application
14	10		Spring Hill Dr. - Sidewalk	US 19	Ken Lake Ave.	HC	TA	No Application
15	11		Spring Hill Dr. - Sidewalk	Spring Park Way	US 41	HC	TA	Application Submitted
16	12		North Ave. - Sidewalk	Howell Ave.	Zoller St.	COB	TA	ROW issues
17	13		Kass Circle Improvements	Kass Circle		HC	TA	Under Review
18	14		Suncoast Trail (SCT) - Rehabilitation	County Line Rd	US 98	HC	TA	Application Submitted

Terms Key

CST Construction	P Programmed for a production phase	SRTS Safe Routes to School	WST Withlacoochee State Trail
COB City of Brooksville	PE Preliminary Engineering/Design	ST SunTrail Funding	RED New Projects
GNT Good Neighbor Trail	PS Paved Shoulders	TA Transportation Alternatives	REHAB Rehabilitation (funding TBD)
HC Hernando County	ROW Right-of-Way	TBD To Be Determined	
OGT Office of Greenways & Trails	RRR Resurfacing, Restoration and Rehabilitation	U Unranked	



**FY 2019/2020
 Transportation Alternatives (TA) Rehabilitation List of Priority Projects*
 Adoption June 19, 2018**

Hernando County

Project Rank	Project/Corridor	Distance	From	To	Area	Project Phase/Year
1	Good Neighbor Trail (GNT) - Resurfacing/Reconstruction		Jefferson St.	Jasmine Rd.	COB	Application Submitted
2	Withlacoochee State Trail (WST) - Resurfacing					
	Section a	3.15 Miles	Pasco/Hernando Border	SR 50	HC	No Application
	Section b	5.15 Miles	SR 50	Croom Rd.	HC	No Application
	Section c	5.90 Miles	Croom Rd.	Hernando/Citrus Border	HC	No Application
3	Suncoast Trail (SCT) - Resurfacing/Reconstruction					No Application
	Section a		County Line Rd.	Spring Hill Dr.	HC	
	Section b		Spring Hill Dr.	SR 50	HC	
	Section c		SR 50	Centralia Rd.	HC	
	Section d		Centralia Rd.	US 98	HC	

Terms Key

P Programmed for a production phase

PE Preliminary Engineering (Design)
 CST Construction

GNT Good Neighbor Trail
 WST Withlacoochee State Trail

* Annual Rehabilitation program funding is to be in the range of \$400,000 to \$2,000,000.

Citrus County

Project Rank	Project/Corridor	Distance	From	To	Area	Project Phase/Year
1	Withlacoochee State Trail (WST) - Resurfacing					No Application
	Section d	6.38 Miles	Citrus/Hernando County Border	Floral City	CC	
	Section e	6.97 Miles	Floral City	North Apopka Ave.	CC	
	Section f	5.07 Miles	North Apopka Ave.	Norvell Bryant Hwy.	CC/INV	
	Section g	5.05 Miles	Norvell Bryant Hwy.	CR 491	CC	
	Section h	5.34 Miles	CR 491	Citrus/Marion County Border	CC	

Terms Key

P Programmed for a production phase

PE Preliminary Engineering (Design)
 CST Construction

SCT Suncoast Trail
 WST Withlacoochee State Trail
 INV City of Inverness

* Annual Rehabilitation program funding is to be in the range of \$400,000 to \$2,000,000.

Transportation Improvement Program Amendments





Florida Department of Transportation

RICK SCOTT
GOVERNOR

11201 N. McKinley Drive
Tampa, FL 33612

MIKE DEW
SECRETARY

July 5, 2018

Mr. Steven R. Diez
Executive Director
Hernando/Citrus Metropolitan Planning Organization
1661 Blaise Drive
Brooksville, FL, 34601

Dear Mr. Diez,

The purpose of this letter is to request the MPO's approval of the Annual Roll-Forward Amendment to the adopted Transportation Improvement Program (TIP) for FY 2018/19 through 2022/23 to reconcile differences between the TIP and the Department's Adopted Five-Year Work Program. The FY 2018/19 through 2022/23 TIP will take effect on October 1, 2018. This is a routine, annual process to assist Hillsborough County MPO in identifying projects that were not committed in the previous Fiscal Year (2017/18) and have automatically rolled into FY 2019 of the FDOT Work Program. This amendment ensures that year one of the TIP, adopted by the Board on June 19, 2018, matches year one of the FDOT Work Program.

The affected projects submitted for the MPO's approval are listed in the attached Roll Forward Report.

Please acknowledge the MPO's approval of this Roll-Forward Amendment to your current TIP by signing this letter and returning it to this office for further processing. The Department appreciates your expeditious handling of this request. If you have any questions, please feel free to contact me at (813) 975-6411.

Sincerely,

Roger Roscoe, Government Liaison

Attachment: Hernando/Citrus Roll Forward Report

cc: Stephen Benson, FDOT; Jim Martin, Turnpike Enterprise Liaison

Approved by: _____


Steven R. Diez, J.D.
Executive Director, Hernando/Citrus Metropolitan Planning Organization

7/19/18
Date

FLORIDA DEPARTMENT OF TRANSPORTATION
OFFICE OF WORK PROGRAM
MPO ROLLFORWARD REPORT
=====

HERNANDO-CITRUS MPO

HIGHWAYS
=====

ITEM NUMBER:257165 1
DISTRICT:07
EX DESC:2 TO 4 LANES

PROJECT DESCRIPTION:US 41 (SR 45) FROM SR 44 TO N OF SR 200
COUNTY:CITRUS

NON-SIS
TYPE OF WORK:ADD LANES & REHABILITATE PVMNT

ROADWAY ID:02010000

PROJECT LENGTH: 2.784MI

LANES EXIST/IMPROVED/ADDED: 2/ 2/ 3

FUND CODE	LESS THAN 2019	2019	2020	2021	2022	2023	GREATER THAN 2023	ALL YEARS
PHASE: PRELIMINARY ENGINEERING / RESPONSIBLE AGENCY: MANAGED BY FDOT								
BA	740,031	0	0	0	0	0	0	740,031
DDR	2,775,101	500,000	0	0	0	0	0	3,275,101
DIH	251,223	1,657	0	0	0	0	0	252,880
DS	151,240	0	0	0	0	0	0	151,240
SN	1,761,050	0	0	0	0	0	0	1,761,050
PHASE: RIGHT OF WAY / RESPONSIBLE AGENCY: MANAGED BY FDOT								
DDR	93,583	0	0	0	0	0	0	93,583
DIH	5,741	271,019	0	0	0	0	0	276,760
DS	381,555	0	0	0	0	0	0	381,555
PHASE: ENVIRONMENTAL / RESPONSIBLE AGENCY: MANAGED BY FDOT								
DS	62,715	0	0	0	0	0	0	62,715
TOTAL 257165 1	6,222,239	772,676	0	0	0	0	0	6,994,915
TOTAL PROJECT:	6,222,239	772,676	0	0	0	0	0	6,994,915

ITEM NUMBER:405822 2
DISTRICT:07
EX DESC:4 TO 6 LANES

PROJECT DESCRIPTION:US 19 (SR 55) FROM W GREEN ACRES ST TO W JUMP CT
COUNTY:CITRUS

SIS
TYPE OF WORK:ADD LANES & REHABILITATE PVMNT

ROADWAY ID:02030000

PROJECT LENGTH: 2.069MI

LANES EXIST/IMPROVED/ADDED: 4/ 4/ 2

FUND CODE	LESS THAN 2019	2019	2020	2021	2022	2023	GREATER THAN 2023	ALL YEARS
PHASE: PRELIMINARY ENGINEERING / RESPONSIBLE AGENCY: MANAGED BY FDOT								
DDR	3,410,648	0	0	0	0	0	0	3,410,648
DIH	245,314	0	0	0	0	0	0	245,314
DS	1,103,556	0	0	0	0	0	0	1,103,556
PHASE: RIGHT OF WAY / RESPONSIBLE AGENCY: MANAGED BY FDOT								
DDR	163,327	0	0	0	0	0	0	163,327
DIH	106,785	0	0	0	0	0	0	106,785
PHASE: RAILROAD & UTILITIES / RESPONSIBLE AGENCY: MANAGED BY FDOT								
LF	2,546,964	9,923	0	0	0	0	0	2,556,887
PHASE: CONSTRUCTION / RESPONSIBLE AGENCY: MANAGED BY FDOT								
DDR	10,365,430	0	0	0	0	0	0	10,365,430
DI	0	205,400	0	0	0	0	0	205,400
DIH	221,106	4,212	0	0	0	0	0	225,318
DS	12,406,930	0	0	0	0	0	0	12,406,930
GMR	7,293,401	0	0	0	0	0	0	7,293,401
LF	109,235	0	0	0	0	0	0	109,235
PHASE: CONTRACT INCENTIVES / RESPONSIBLE AGENCY: MANAGED BY FDOT								
DI	0	500,000	0	0	0	0	0	500,000
PHASE: ENVIRONMENTAL / RESPONSIBLE AGENCY: MANAGED BY FDOT								
DDR	134,817	0	0	0	0	0	0	134,817
DS	144,923	0	0	0	0	0	0	144,923
TOTAL 405822 2	38,252,436	719,535	0	0	0	0	0	38,971,971

TIP FY 2019 - FY 2023 - Adopted: 6-19-2018, Amended: 9-18-18

FLORIDA DEPARTMENT OF TRANSPORTATION
 OFFICE OF WORK PROGRAM
 MPO ROLLFORWARD REPORT
 =====
HIGHWAYS
 =====

HERNANDO-CITRUS MPO

ITEM NUMBER:405822 3
 DISTRICT:07
 EX DESC:4 TO 6 LANES

PROJECT DESCRIPTION:US 19 (SR 55) FROM W JUMP COURT TO W FORT ISLAND TRAIL
 COUNTY:CITRUS

SIS
 TYPE OF WORK:ADD LANES & RECONSTRUCT

ROADWAY ID:02030000

PROJECT LENGTH: 4.805MI

LANES EXIST/IMPROVED/ADDED: 6/ 4/ 2

FUND CODE	LESS THAN 2019	2019	2020	2021	2022	2023	GREATER THAN 2023	ALL YEARS
PHASE: PRELIMINARY ENGINEERING / RESPONSIBLE AGENCY: MANAGED BY FDOT								
DDR	2,564,107	0	0	0	0	0	0	2,564,107
DEM	1,187	0	0	0	0	0	0	1,187
DIH	165,798	0	0	0	0	0	0	165,798
DS	4,430,159	0	0	0	0	0	0	4,430,159
PHASE: RIGHT OF WAY / RESPONSIBLE AGENCY: MANAGED BY FDOT								
BNIR	1,853,062	0	0	0	0	0	0	1,853,062
DDR	1,354,703	0	0	0	0	0	0	1,354,703
DIH	127,517	0	0	0	0	0	0	127,517
DS	2,022,447	0	0	0	0	0	0	2,022,447
SA	820,427	0	0	0	0	0	0	820,427
SN	1,981,695	0	0	0	0	0	0	1,981,695
PHASE: RAILROAD & UTILITIES / RESPONSIBLE AGENCY: MANAGED BY FDOT								
DS	50,574	0	0	0	0	0	0	50,574
LF	1,676,181	305,471	0	0	0	0	0	1,981,652
LFU	2,227,797	11,114	0	0	0	0	0	2,238,911
PHASE: CONSTRUCTION / RESPONSIBLE AGENCY: MANAGED BY FDOT								
ACCM	680,520	0	0	0	0	0	0	680,520
ACNP	20,566,205	0	0	0	0	0	0	20,566,205
ACSA	1,868,010	0	0	0	0	0	0	1,868,010
ACTA	492,302	0	0	0	0	0	0	492,302
DDR	191,252	0	0	0	0	0	0	191,252
DI	25,886,843	308,400	0	0	0	0	0	26,195,243
DIH	11,627	36,935	0	0	0	0	0	48,562
DS	14,671	0	0	0	0	0	0	14,671
LF	76,598	0	0	0	0	0	0	76,598
SE	145,000	0	0	0	0	0	0	145,000
SN	2,526	0	0	0	0	0	0	2,526
PHASE: ENVIRONMENTAL / RESPONSIBLE AGENCY: MANAGED BY FDOT								
DDR	154,816	0	0	0	0	0	0	154,816
DS	386,155	0	0	0	0	0	0	386,155
SN	545,683	0	0	0	0	0	0	545,683
TOTAL 405822 3	70,297,862	661,920	0	0	0	0	0	70,959,782

ITEM NUMBER:405822 5
 DISTRICT:07
 EX DESC:4 TO 6 LANES

PROJECT DESCRIPTION:US 19 FROM CARDINAL ST TO GREEN ACRES ST
 COUNTY:CITRUS

SIS
 TYPE OF WORK:ADD LANES & RECONSTRUCT

ROADWAY ID:02030000

PROJECT LENGTH: 4.090MI

LANES EXIST/IMPROVED/ADDED: 8/ 8/ 4

FUND CODE	LESS THAN 2019	2019	2020	2021	2022	2023	GREATER THAN 2023	ALL YEARS
PHASE: PRELIMINARY ENGINEERING / RESPONSIBLE AGENCY: MANAGED BY FDOT								
DDR	505,217	0	0	0	0	0	0	505,217
DIH	14,879	4,749	0	0	0	0	0	19,628
DS	55,010	0	0	0	0	0	0	55,010
SA	1,760,062	0	0	0	0	0	0	1,760,062

FLORIDA DEPARTMENT OF TRANSPORTATION
 OFFICE OF WORK PROGRAM
 MPO ROLLFORWARD REPORT
 =====
HIGHWAYS
 =====

HERNANDO-CITRUS MPO

PHASE: ENVIRONMENTAL / RESPONSIBLE AGENCY: MANAGED BY FDOT									
SA	0	0	0	0	0	0	64,750	0	64,750
TOTAL 405822 5	2,335,168	4,749	0	0	0	0	64,750	0	2,404,667
TOTAL PROJECT:	110,885,466	1,386,204	0	0	0	0	64,750	0	112,336,420

ITEM NUMBER:421527 2 PROJECT DESCRIPTION:SR 44 (GULF TO LAKE) FROM E OF S HIGHVIEW AVE TO FOREST DR *SIS*
 DISTRICT:07 COUNTY:CITRUS TYPE OF WORK:RESURFACING
 EX DESC:4 LANES

ROADWAY ID:02050000 PROJECT LENGTH: 5.525MI LANES EXIST/IMPROVED/ADDED: 4/ 4/ 0

FUND CODE	LESS THAN 2019	2019	2020	2021	2022	2023	GREATER THAN 2023	ALL YEARS	
PHASE: PRELIMINARY ENGINEERING / RESPONSIBLE AGENCY: MANAGED BY FDOT									
DDR	6,506	0	0	0	0	0	0	6,506	
DIH	26,296	0	0	0	0	0	0	26,296	
DS	4,094	0	0	0	0	0	0	4,094	
SA	165,114	0	0	0	0	0	0	165,114	
SN	1,106,921	0	0	0	0	0	0	1,106,921	
PHASE: CONSTRUCTION / RESPONSIBLE AGENCY: MANAGED BY FDOT									
DDR	960,117	0	0	0	0	0	0	960,117	
DIH	6,733	244	0	0	0	0	0	6,977	
DS	99	0	0	0	0	0	0	99	
SA	3,448,506	0	0	0	0	0	0	3,448,506	
TOTAL 421527 2	5,724,386	244	0	0	0	0	0	5,724,630	
TOTAL PROJECT:	5,724,386	244	0	0	0	0	0	5,724,630	

ITEM NUMBER:427148 1 PROJECT DESCRIPTION:US 41 (SR 45) FROM HERNANDO/CITRUS CO/L TO S RIP TERRACE *NON-SIS*
 DISTRICT:07 COUNTY:CITRUS TYPE OF WORK:RESURFACING
 EX DESC:2 LANES

ROADWAY ID:02010000 PROJECT LENGTH: 6.127MI LANES EXIST/IMPROVED/ADDED: 2/ 2/ 0

FUND CODE	LESS THAN 2019	2019	2020	2021	2022	2023	GREATER THAN 2023	ALL YEARS	
PHASE: PRELIMINARY ENGINEERING / RESPONSIBLE AGENCY: MANAGED BY FDOT									
DDR	25,382	0	0	0	0	0	0	25,382	
DIH	42,842	0	0	0	0	0	0	42,842	
DS	19,926	0	0	0	0	0	0	19,926	
SN	1,314,278	0	0	0	0	0	0	1,314,278	
PHASE: CONSTRUCTION / RESPONSIBLE AGENCY: MANAGED BY FDOT									
DDR	290,047	0	0	0	0	0	0	290,047	
DIH	7,207	385	0	0	0	0	0	7,592	
DS	55,906	0	0	0	0	0	0	55,906	
LF	8,600	0	0	0	0	0	0	8,600	
SA	2,233,378	0	0	0	0	0	0	2,233,378	
SN	893,948	0	0	0	0	0	0	893,948	
TOTAL 427148 1	4,891,514	385	0	0	0	0	0	4,891,899	
TOTAL PROJECT:	4,891,514	385	0	0	0	0	0	4,891,899	

FLORIDA DEPARTMENT OF TRANSPORTATION
 OFFICE OF WORK PROGRAM
 MPO ROLLFORWARD REPORT
 =====
HIGHWAYS
 =====

HERNANDO-CITRUS MPO

ITEM NUMBER:427155 1		PROJECT DESCRIPTION:US 41 (SR 44/45) FM N OF SR44/E GULF TO LK TO CHERRY AVENUE					TYPE OF WORK:RESURFACING		*SIS*
DISTRICT:07		COUNTY:CITRUS							
EX DESC:4 LANES		ROADWAY ID:02010000					PROJECT LENGTH: 1.023MI		LANES EXIST/IMPROVED/ADDED: 4/ 4/ 0
FUND CODE	LESS THAN 2019	2019	2020	2021	2022	2023	GREATER THAN 2023	ALL YEARS	
PHASE: PRELIMINARY ENGINEERING / RESPONSIBLE AGENCY: MANAGED BY FDOT									
DDR	586,460	0	0	0	0	0	0	586,460	
DIH	30,881	0	0	0	0	0	0	30,881	
DS	43,635	0	0	0	0	0	0	43,635	
PHASE: CONSTRUCTION / RESPONSIBLE AGENCY: MANAGED BY FDOT									
DDR	1,956,192	0	0	0	0	0	0	1,956,192	
DIH	108,907	684	0	0	0	0	0	109,591	
DS	72,916	0	0	0	0	0	0	72,916	
PHASE: ENVIRONMENTAL / RESPONSIBLE AGENCY: MANAGED BY FDOT									
DDR	85,168	0	0	0	0	0	0	85,168	
TOTAL 427155 1	2,884,159	684	0	0	0	0	0	2,884,843	
TOTAL PROJECT:	2,884,159	684	0	0	0	0	0	2,884,843	

ITEM NUMBER:430021 1		PROJECT DESCRIPTION:CR490A/HALLS RIVER FROM W OF HALLS RIVER TO E OF HALLS RIVER					TYPE OF WORK:BRIDGE REPLACEMENT		*NON-SIS*
DISTRICT:07		COUNTY:CITRUS					LANES EXIST/IMPROVED/ADDED: 2/ 2/ 0		
ROADWAY ID:02610000		PROJECT LENGTH: .333MI							
FUND CODE	LESS THAN 2019	2019	2020	2021	2022	2023	GREATER THAN 2023	ALL YEARS	
PHASE: PRELIMINARY ENGINEERING / RESPONSIBLE AGENCY: MANAGED BY FDOT									
BRT	67,105	0	0	0	0	0	0	67,105	
NHBR	175,979	0	0	0	0	0	0	175,979	
SABR	580,926	0	0	0	0	0	0	580,926	
PHASE: RIGHT OF WAY / RESPONSIBLE AGENCY: MANAGED BY FDOT									
SA	8,000	0	0	0	0	0	0	8,000	
PHASE: RAILROAD & UTILITIES / RESPONSIBLE AGENCY: MANAGED BY FDOT									
LF	226,683	64,276	0	0	0	0	0	290,959	
PHASE: CONSTRUCTION / RESPONSIBLE AGENCY: MANAGED BY FDOT									
ACBR	3,281,479	9,999	0	0	0	0	0	3,291,478	
ACSA	91,392	0	0	0	0	0	0	91,392	
BRT	110,909	0	0	0	0	0	0	110,909	
DDR	150,000	0	0	0	0	0	0	150,000	
EB	71,922	0	0	0	0	0	0	71,922	
LF	4,534	0	0	0	0	0	0	4,534	
NHBR	3,957,734	0	0	0	0	0	0	3,957,734	
SA	420,674	0	0	0	0	0	0	420,674	
SN	714,404	0	0	0	0	0	0	714,404	
TALN	216,907	0	0	0	0	0	0	216,907	
PHASE: CONTRACT INCENTIVES / RESPONSIBLE AGENCY: MANAGED BY FDOT									
SN	0	200,000	0	0	0	0	0	200,000	
PHASE: ENVIRONMENTAL / RESPONSIBLE AGENCY: MANAGED BY FDOT									
SN	15,695	0	0	0	0	0	0	15,695	

FLORIDA DEPARTMENT OF TRANSPORTATION
 OFFICE OF WORK PROGRAM
 MPO ROLLFORWARD REPORT
 =====
HIGHWAYS
 =====

HERNANDO-CITRUS MPO

PHASE: MISCELLANEOUS / RESPONSIBLE AGENCY: MANAGED BY FDOT									
ACSA	1,387	0	0	0	0	0	0	0	1,387
TOTAL 430021 1	10,095,730	274,275	0	0	0	0	0	0	10,370,005
TOTAL PROJECT:	10,095,730	274,275	0	0	0	0	0	0	10,370,005

ITEM NUMBER:432581 1 PROJECT DESCRIPTION:YULEE DRIVE SIDEWALK FROM W CENTRAL STREET TO US 19 *NON-SIS*
 DISTRICT:07 COUNTY:CITRUS TYPE OF WORK:SIDEWALK
 EX DESC:CONSTRUCT 5' SIDEWALK

ROADWAY ID:02550000 PROJECT LENGTH: 2.759MI LANES EXIST/IMPROVED/ADDED: 2/ 0/ 0

FUND CODE	LESS THAN 2019	2019	2020	2021	2022	2023	GREATER THAN 2023	ALL YEARS	
PHASE: PRELIMINARY ENGINEERING / RESPONSIBLE AGENCY: MANAGED BY CITRUS COUNTY BOCC									
TALN	83,140	0	0	0	0	0	0	83,140	
TALT	66,936	0	0	0	0	0	0	66,936	
PHASE: PRELIMINARY ENGINEERING / RESPONSIBLE AGENCY: MANAGED BY FDOT									
ACTN	4,072	40,509	0	0	0	0	0	44,581	
TALT	1,186	14	0	0	0	0	0	1,200	
PHASE: CONSTRUCTION / RESPONSIBLE AGENCY: MANAGED BY CITRUS COUNTY BOCC									
TALN	44,077	11,791	0	0	0	0	0	55,868	
TALT	580,794	0	0	0	0	0	0	580,794	
PHASE: CONSTRUCTION / RESPONSIBLE AGENCY: MANAGED BY FDOT									
TALT	46,925	940	0	0	0	0	0	47,865	
TOTAL 432581 1	827,130	53,254	0	0	0	0	0	880,384	
TOTAL PROJECT:	827,130	53,254	0	0	0	0	0	880,384	

ITEM NUMBER:434536 1 PROJECT DESCRIPTION:SR 44 FROM N LOPP PT TO W OF FOREST DRIVE *SIS*
 DISTRICT:07 COUNTY:CITRUS TYPE OF WORK:SIGNING/PAVEMENT MARKINGS
 EX DESC:POST CONSTRUCTION THERMOPLASTIC

ROADWAY ID:02050000 PROJECT LENGTH: 11.100MI LANES EXIST/IMPROVED/ADDED: 4/ 0/ 0

FUND CODE	LESS THAN 2019	2019	2020	2021	2022	2023	GREATER THAN 2023	ALL YEARS	
PHASE: CONSTRUCTION / RESPONSIBLE AGENCY: MANAGED BY FDOT									
DDR	730	0	0	0	0	0	0	730	
DIH	349	3,349	0	0	0	0	0	3,698	
DS	279,130	0	0	0	0	0	0	279,130	
TOTAL 434536 1	280,209	3,349	0	0	0	0	0	283,558	
TOTAL PROJECT:	280,209	3,349	0	0	0	0	0	283,558	

ITEM NUMBER:439400 1 PROJECT DESCRIPTION:US 98/US 19/SR 55/N SUNCOAST BLVD AT INTERSEC OF SR 44/NE 5TH ST *SIS*
 DISTRICT:07 COUNTY:CITRUS TYPE OF WORK:DRAINAGE IMPROVEMENTS
 EX DESC:RETROFIT THE EXISTING POND AT SE QUADRANT OF INTERSECTION

ROADWAY ID:02030000 PROJECT LENGTH: .001MI LANES EXIST/IMPROVED/ADDED: 4/ 0/ 0

FUND CODE	LESS THAN 2019	2019	2020	2021	2022	2023	GREATER THAN 2023	ALL YEARS	
PHASE: PRELIMINARY ENGINEERING / RESPONSIBLE AGENCY: MANAGED BY FDOT									
DIH	2,841	0	0	0	0	0	0	1222,841	

FLORIDA DEPARTMENT OF TRANSPORTATION
 OFFICE OF WORK PROGRAM
 MPO ROLLFORWARD REPORT
 =====
HIGHWAYS
 =====

HERNANDO-CITRUS MPO

DS	3,755	0	0	0	0	0	0	3,755
PHASE: CONSTRUCTION / RESPONSIBLE AGENCY: MANAGED BY FDOT								
DDR	136,015	0	0	0	0	0	0	136,015
DIH	25,346	1,385	0	0	0	0	0	26,731
DS	35,897	0	0	0	0	0	0	35,897
PHASE: ENVIRONMENTAL / RESPONSIBLE AGENCY: MANAGED BY FDOT								
DDR	20,699	0	0	0	0	0	0	20,699
TOTAL 439400 1	224,553	1,385	0	0	0	0	0	225,938
TOTAL PROJECT:	224,553	1,385	0	0	0	0	0	225,938

FLORIDA DEPARTMENT OF TRANSPORTATION
OFFICE OF WORK PROGRAM
MPO ROLLFORWARD REPORT
=====

HERNANDO-CITRUS MPO

HIGHWAYS
=====

ITEM NUMBER:257298 6 PROJECT DESCRIPTION:CR 578 @ MARINER INT FM SPRINGTIME STREET TO EAST OF MARINER BLVD *NON-SIS*
DISTRICT:07 COUNTY:HERNANDO TYPE OF WORK:INTERSECTION IMPROVEMENT
EX DESC:INTERSECTION OF COUNTY LINE ROAD AND MARINER BLVD

ROADWAY ID:08000050 PROJECT LENGTH: .674MI LANES EXIST/IMPROVED/ADDED: 2/ 2/ 0

FUND CODE	LESS THAN 2019	2019	2020	2021	2022	2023	GREATER THAN 2023	ALL YEARS
PHASE: RIGHT OF WAY / RESPONSIBLE AGENCY: MANAGED BY FDOT								
DS		9	0	0	0	0	0	9
SA	5,173,901		2	0	0	0	0	5,173,903
SL	10,789,643		0	0	0	0	0	10,789,643
S115	1,250,000		0	0	0	0	0	1,250,000
PHASE: RAILROAD & UTILITIES / RESPONSIBLE AGENCY: MANAGED BY FDOT								
LF	422,064	362,027		0	0	0	0	784,091
PHASE: CONSTRUCTION / RESPONSIBLE AGENCY: MANAGED BY FDOT								
ACSA	83,346		0	0	0	0	0	83,346
ACSL	67,871		0	0	0	0	0	67,871
DDR	81,000		0	0	0	0	0	81,000
LF	20,688	57,722		0	0	0	0	78,410
SA	5,111,381		0	0	0	0	0	5,111,381
SL	3,651,005	39,178		0	0	0	0	3,690,183
PHASE: CONTRACT INCENTIVES / RESPONSIBLE AGENCY: MANAGED BY FDOT								
ACSA	0	250,000		0	0	0	0	250,000
PHASE: ENVIRONMENTAL / RESPONSIBLE AGENCY: MANAGED BY FDOT								
SL	8,583		0	0	0	0	0	8,583
TOTAL 257298 6	26,659,491	708,929	0	0	0	0	0	27,368,420
TOTAL PROJECT:	26,659,491	708,929	0	0	0	0	0	27,368,420

ITEM NUMBER:407951 2 PROJECT DESCRIPTION:SR 50 (CORTEZ BLVD) FROM CR587 (MARINER BLVD) TO SR589(SUNCOAST PARKWY) *SIS*
DISTRICT:07 COUNTY:HERNANDO TYPE OF WORK:ADD LANES & RECONSTRUCT
EX DESC:4 TO 6 LANES

ROADWAY ID:08040000 PROJECT LENGTH: 2.019MI LANES EXIST/IMPROVED/ADDED: 4/ 4/ 2

FUND CODE	LESS THAN 2019	2019	2020	2021	2022	2023	GREATER THAN 2023	ALL YEARS
PHASE: PRELIMINARY ENGINEERING / RESPONSIBLE AGENCY: MANAGED BY FDOT								
DDR	248,262		0	0	0	0	0	248,262
DI	2,962,090		0	0	0	0	0	2,962,090
DIH	110,469		0	0	0	0	0	110,469
DS	25,861		0	0	0	0	0	25,861
PKYI	3,433		0	0	0	0	0	3,433
PHASE: RIGHT OF WAY / RESPONSIBLE AGENCY: MANAGED BY FDOT								
DIH	5,840		0	0	0	0	0	5,840
DS	881,011		0	0	0	0	0	881,011
PHASE: RAILROAD & UTILITIES / RESPONSIBLE AGENCY: MANAGED BY FDOT								
LF	1,216,369	79,224		0	0	0	0	1,295,593
PHASE: CONSTRUCTION / RESPONSIBLE AGENCY: MANAGED BY FDOT								
DDR	79,158		0	0	0	0	0	79,158
DIH	1,926	719		0	0	0	0	2,645
DS	805,734		0	0	0	0	0	805,734
EB	5,247,216		0	0	0	0	0	5,247,216
LF	35,633		0	0	0	0	0	35,633

HB 11-19-18 Adopted: 6-19-2018, Amended: 9-18-18

FLORIDA DEPARTMENT OF TRANSPORTATION
 OFFICE OF WORK PROGRAM
 MPO ROLLFORWARD REPORT
 =====
HIGHWAYS
 =====

HERNANDO-CITRUS MPO

PHASE: ENVIRONMENTAL / RESPONSIBLE AGENCY: MANAGED BY FDOT										
	DS	138,085	0	0	0	0	0	0	0	138,085
TOTAL 407951 2		21,661,566	79,943	0	0	0	0	0	0	21,741,509

ITEM NUMBER:407951 3 PROJECT DESCRIPTION:SR 50 (CORTEZ BLVD) FROM US 19 (SR 55) TO W OF CR587/MARINER BVD *SIS*
 DISTRICT:07 COUNTY:HERNANDO TYPE OF WORK:ADD LANES & REHABILITATE PVMNT
 EX DESC:4 TO 6 LANES

ROADWAY ID:08040000 PROJECT LENGTH: 7.520MI LANES EXIST/IMPROVED/ADDED: 8/ 8/ 4

FUND CODE	LESS THAN 2019	2019	2020	2021	2022	2023	GREATER THAN 2023	ALL YEARS	
PHASE: PRELIMINARY ENGINEERING / RESPONSIBLE AGENCY: MANAGED BY FDOT									
DDR	161,027	0	0	0	0	0	0	161,027	
DIH	164,986	0	0	0	0	0	0	164,986	
DS	9,070	0	0	0	0	0	0	9,070	
SL	4,262,909	0	0	0	0	0	0	4,262,909	
PHASE: RIGHT OF WAY / RESPONSIBLE AGENCY: MANAGED BY FDOT									
CM	702,690	0	0	0	0	0	0	702,690	
DIH	140,372	0	0	0	0	0	0	140,372	
DS	6,171	0	0	0	0	0	0	6,171	
FSSL	274,702	0	0	0	0	0	0	274,702	
SL	5,918,584	0	0	0	0	0	0	5,918,584	
PHASE: RAILROAD & UTILITIES / RESPONSIBLE AGENCY: MANAGED BY FDOT									
LF	1,477,758	130,635	0	0	0	0	0	1,608,393	
PHASE: CONSTRUCTION / RESPONSIBLE AGENCY: MANAGED BY FDOT									
DDR	112,248	0	0	0	0	0	0	112,248	
DIH	315,017	219	0	0	0	0	0	315,236	
DS	449,167	0	0	0	0	0	0	449,167	
EB	62,021	0	0	0	0	0	0	62,021	
EBNH	994,617	0	0	0	0	0	0	994,617	
GMR	22,834,730	52,389	0	0	0	0	0	22,887,119	
LF	30,448	0	0	0	0	0	0	30,448	
PHASE: ENVIRONMENTAL / RESPONSIBLE AGENCY: MANAGED BY FDOT									
DDR	51,560	0	0	0	0	0	0	51,560	
DS	128,557	0	0	0	0	0	0	128,557	
TOTAL 407951 3	38,096,634	183,243	0	0	0	0	0	38,279,877	
TOTAL PROJECT:	59,758,200	263,186	0	0	0	0	0	60,021,386	

ITEM NUMBER:411011 2 PROJECT DESCRIPTION:I-75 (SR 93) FROM PASCO/HERNANDO CO/L TO N OF US98/SR50/CORTEZ *SIS*
 DISTRICT:07 COUNTY:HERNANDO TYPE OF WORK:ADD LANES & RECONSTRUCT
 EX DESC:4 TO 6 LANES, CONSTRUCTION PROGRAMMED ON SEGMENTS 3 & 4

ROADWAY ID:08150000 PROJECT LENGTH: 8.346MI LANES EXIST/IMPROVED/ADDED: 4/ 4/ 2

FUND CODE	LESS THAN 2019	2019	2020	2021	2022	2023	GREATER THAN 2023	ALL YEARS	
PHASE: PRELIMINARY ENGINEERING / RESPONSIBLE AGENCY: MANAGED BY FDOT									
DDR	2,468,706	0	0	0	0	0	0	2,468,706	
DI	7,516,227	0	0	0	0	0	0	7,516,227	
DIH	319,205	0	0	0	0	0	0	319,205	
DS	193,663	0	0	0	0	0	0	193,663	
PHASE: RIGHT OF WAY / RESPONSIBLE AGENCY: MANAGED BY FDOT									
BNDS	300,000	0	0	0	0	0	0	300,000	
BNIR	4,804,994	42,645	0	0	0	0	0	4,847,639	
DI	3,983,730	0	0	0	0	0	0	3,983,730	

DP FY 2019 - FY 2023 Adopted: 6-19-2018, Amended: 9-18-18

FLORIDA DEPARTMENT OF TRANSPORTATION
OFFICE OF WORK PROGRAM
MPO ROLLFORWARD REPORT
=====

HERNANDO-CITRUS MPO

HIGHWAYS
=====

DIH	628,870	44	0	0	0	0	0	628,914
DS	364,152	0	0	0	0	0	0	364,152
EBNH	5,971,591	0	0	0	0	0	0	5,971,591
NHPP	12,304,256	0	0	0	0	0	0	12,304,256
SA	210,000	0	0	0	0	0	0	210,000
SIWR	674,399	0	0	0	0	0	0	674,399
SL	4,081,494	0	0	0	0	0	0	4,081,494
PHASE: ENVIRONMENTAL / RESPONSIBLE AGENCY: MANAGED BY FDOT								
DDR	59,523	0	0	0	0	0	0	59,523
DI	84,971	0	0	0	0	0	0	84,971
TOTAL 411011 2	46,242,242	52,771	0	0	0	0	0	46,295,013
TOTAL PROJECT:	46,242,242	52,771	0	0	0	0	0	46,295,013

ITEM NUMBER:411012 5 PROJECT DESCRIPTION:I-75 (SR 93) FROM N OF SR 50 TO HERNANDO/SUMTER CO/L. *SIS*
DISTRICT:07 COUNTY:HERNANDO TYPE OF WORK:LANDSCAPING
EX DESC:LANDSCAPE ONLY PROJECT. FUNDS FROM SEGMENT 2 FOR LANDSCAPE ITEMS.

ROADWAY ID:08150000 PROJECT LENGTH: 3.117MI LANES EXIST/IMPROVED/ADDED: 4/ 0/ 0

FUND CODE	LESS THAN 2019	2019	2020	2021	2022	2023	GREATER THAN 2023	ALL YEARS
PHASE: PRELIMINARY ENGINEERING / RESPONSIBLE AGENCY: MANAGED BY FDOT								
DDR	802	0	0	0	0	0	0	802
DIH	364	1,158	0	0	0	0	0	1,522
DS	255,141	0	0	0	0	0	0	255,141
TOTAL 411012 5	256,307	1,158	0	0	0	0	0	257,465
TOTAL PROJECT:	256,307	1,158	0	0	0	0	0	257,465

ITEM NUMBER:416735 1 PROJECT DESCRIPTION:SR 50/CORTEZ BLVD FROM W OF BUCK HOPE RD TO W OF JEFFERSON STREET *SIS*
DISTRICT:07 COUNTY:HERNANDO TYPE OF WORK:ADD LANES & REHABILITATE PVMNT
EX DESC:4 TO 6 LANES

ROADWAY ID:08002000 PROJECT LENGTH: 2.517MI LANES EXIST/IMPROVED/ADDED: 4/ 4/ 2

FUND CODE	LESS THAN 2019	2019	2020	2021	2022	2023	GREATER THAN 2023	ALL YEARS
PHASE: PRELIMINARY ENGINEERING / RESPONSIBLE AGENCY: MANAGED BY FDOT								
ACNP	0	3,400,000	0	0	0	0	0	3,400,000
ACSA	45,739	477,442	0	0	0	0	0	523,181
ACSL	108,641	0	0	0	0	0	0	108,641
DDR	53,226	0	0	0	0	0	0	53,226
DIH	60,746	1,672	0	0	0	0	0	62,418
DS	77,073	0	0	0	0	0	0	77,073
SL	1,860,488	0	0	0	0	0	0	1,860,488
PHASE: RIGHT OF WAY / RESPONSIBLE AGENCY: MANAGED BY FDOT								
DDR	0	0	2,932,000	0	0	0	0	2,932,000
DIH	0	0	140,000	0	0	0	0	140,000
SL	0	0	0	3,259,200	0	0	0	3,259,200
PHASE: CONSTRUCTION / RESPONSIBLE AGENCY: MANAGED BY FDOT								
ACNP	0	0	0	0	0	34,053,371	0	34,053,371
PHASE: ENVIRONMENTAL / RESPONSIBLE AGENCY: MANAGED BY FDOT								
DDR	16,944	75,000	0	0	111,446	0	0	203,390
TOTAL 416735 1	2,222,857	3,954,114	3,072,000	3,259,200	111,446	34,053,371	0	46,672,988
TOTAL PROJECT:	2,222,857	3,954,114	3,072,000	3,259,200	111,446	34,053,371	0	46,672,988

FLORIDA DEPARTMENT OF TRANSPORTATION
 OFFICE OF WORK PROGRAM
 MPO ROLLFORWARD REPORT
 =====
HIGHWAYS
 =====

HERNANDO-CITRUS MPO

ITEM NUMBER:427151 1 PROJECT DESCRIPTION:SR 50 (CORTEZ BLVD) FROM W OF SUNCOAST PRKWAY TO W OF WISCON RD TYPE OF WORK:RESURFACING *SIS*
 DISTRICT:07 COUNTY:HERNANDO
 EX DESC:4 LANES

ROADWAY ID:08040000 PROJECT LENGTH: .238MI LANES EXIST/IMPROVED/ADDED: 4/ 4/ 0

FUND CODE	LESS THAN 2019	2019	2020	2021	2022	2023	GREATER THAN 2023	ALL YEARS
PHASE: PRELIMINARY ENGINEERING / RESPONSIBLE AGENCY: MANAGED BY FDOT								
DDR	480,936	0	0	0	0	0	0	480,936
DIH	22,868	0	0	0	0	0	0	22,868
DS	21,245	0	0	0	0	0	0	21,245
PHASE: CONSTRUCTION / RESPONSIBLE AGENCY: MANAGED BY FDOT								
DDR	507	0	0	0	0	0	0	507
DIH	6,928	4,277	0	0	0	0	0	11,205
DS	2,257,770	0	0	0	0	0	0	2,257,770
PHASE: ENVIRONMENTAL / RESPONSIBLE AGENCY: MANAGED BY FDOT								
DS	20,285	0	0	0	0	0	0	20,285
TOTAL 427151 1	2,810,539	4,277	0	0	0	0	0	2,814,816
TOTAL PROJECT:	2,810,539	4,277	0	0	0	0	0	2,814,816

ITEM NUMBER:427996 3 PROJECT DESCRIPTION:POWELL RD FROM SPRING PARK WAY TO W OF CALIFORNIA ST TYPE OF WORK:SIDEWALK *NON-SIS*
 DISTRICT:07 COUNTY:HERNANDO
 EX DESC:DESIGN AND CONSTRUCT 5' SIDEWALK

ROADWAY ID:08000036 PROJECT LENGTH: .790MI LANES EXIST/IMPROVED/ADDED: 2/ 0/ 0

FUND CODE	LESS THAN 2019	2019	2020	2021	2022	2023	GREATER THAN 2023	ALL YEARS
PHASE: PRELIMINARY ENGINEERING / RESPONSIBLE AGENCY: MANAGED BY FDOT								
TALT	1,908	860	0	0	0	0	0	2,768
PHASE: PRELIMINARY ENGINEERING / RESPONSIBLE AGENCY: MANAGED BY HERNANDO COUNTY BOARD OF COUNTY								
TALT	231,001	0	0	0	0	0	0	231,001
PHASE: CONSTRUCTION / RESPONSIBLE AGENCY: MANAGED BY FDOT								
TALT	0	14,637	0	0	0	0	0	14,637
PHASE: CONSTRUCTION / RESPONSIBLE AGENCY: MANAGED BY HERNANDO COUNTY BOARD OF COUNTY								
ACTA	613,779	0	0	0	0	0	0	613,779
TALL	358,562	0	0	0	0	0	0	358,562
TALT	750,684	0	0	0	0	0	0	750,684
TOTAL 427996 3	1,955,934	15,497	0	0	0	0	0	1,971,431
TOTAL PROJECT:	1,955,934	15,497	0	0	0	0	0	1,971,431

FLORIDA DEPARTMENT OF TRANSPORTATION
 OFFICE OF WORK PROGRAM
 MPO ROLLFORWARD REPORT
 =====
HIGHWAYS
 =====

HERNANDO-CITRUS MPO

ITEM NUMBER:430948 1 PROJECT DESCRIPTION:US 41 (SR 45/BROAD) FM S OF CR 481/SNOW MEMRL TO HERNANDO/CITRUS CO LN *NON-SIS*
 DISTRICT:07 COUNTY:HERNANDO TYPE OF WORK:RESURFACING
 EX DESC:2 LANES

ROADWAY ID:08010000 PROJECT LENGTH: 4.741MI LANES EXIST/IMPROVED/ADDED: 2/ 2/ 0

FUND CODE	LESS THAN 2019	2019	2020	2021	2022	2023	GREATER THAN 2023	ALL YEARS
PHASE: PRELIMINARY ENGINEERING / RESPONSIBLE AGENCY: MANAGED BY FDOT								
DC	1,650	0	0	0	0	0	0	1,650
DDR	32,240	0	0	0	0	0	0	32,240
DIH	29,404	0	0	0	0	0	0	29,404
DS	572,489	0	0	0	0	0	0	572,489
PHASE: CONSTRUCTION / RESPONSIBLE AGENCY: MANAGED BY FDOT								
DDR	2,781,489	0	0	0	0	0	0	2,781,489
DIH	46,897	16,491	0	0	0	0	0	63,388
DS	36,167	0	0	0	0	0	0	36,167
TOTAL 430948 1	3,500,336	16,491	0	0	0	0	0	3,516,827
TOTAL PROJECT:	3,500,336	16,491	0	0	0	0	0	3,516,827

ITEM NUMBER:432720 1 PROJECT DESCRIPTION:US 19 (SR 55) FROM S OF TOUCAN TRL TO CORTEZ BLVD *SIS*
 DISTRICT:07 COUNTY:HERNANDO TYPE OF WORK:RESURFACING
 EX DESC:6 LANES

ROADWAY ID:08020000 PROJECT LENGTH: 3.428MI LANES EXIST/IMPROVED/ADDED: 6/ 6/ 0

FUND CODE	LESS THAN 2019	2019	2020	2021	2022	2023	GREATER THAN 2023	ALL YEARS
PHASE: PRELIMINARY ENGINEERING / RESPONSIBLE AGENCY: MANAGED BY FDOT								
DDR	1,708,855	0	0	0	0	0	0	1,708,855
DIH	118,850	0	0	0	0	0	0	118,850
DS	141,065	0	0	0	0	0	0	141,065
PHASE: RAILROAD & UTILITIES / RESPONSIBLE AGENCY: MANAGED BY FDOT								
LF	2,420,276	51,069	0	0	0	0	0	2,471,345
PHASE: CONSTRUCTION / RESPONSIBLE AGENCY: MANAGED BY FDOT								
ACSA	896,751	0	0	0	0	0	0	896,751
DDR	2,027,480	0	0	0	0	0	0	2,027,480
DS	1,431,627	0	0	0	0	0	0	1,431,627
HSP	377,381	0	0	0	0	0	0	377,381
LF	44,895	0	0	0	0	0	0	44,895
SA	8,038,902	19,714	0	0	0	0	0	8,058,616
TOTAL 432720 1	17,206,082	70,783	0	0	0	0	0	17,276,865
TOTAL PROJECT:	17,206,082	70,783	0	0	0	0	0	17,276,865

FLORIDA DEPARTMENT OF TRANSPORTATION
OFFICE OF WORK PROGRAM
MPO ROLLFORWARD REPORT
=====

HERNANDO-CITRUS MPO

HIGHWAYS
=====

ITEM NUMBER:433695 1 PROJECT DESCRIPTION:DELTONA BLVD FROM S OF FOUNDER RD TO PHILATELIC DR *NON-SIS*
DISTRICT:07 COUNTY:HERNANDO TYPE OF WORK:SIDEWALK
EX DESC:CONSTRUCT 5' SIDEWALK ALONG THE EAST SIDE OF DELTONA BLVD

ROADWAY ID:08000010 PROJECT LENGTH: 1.723MI LANES EXIST/IMPROVED/ADDED: 2/ 0/ 0

FUND CODE	LESS THAN 2019	2019	2020	2021	2022	2023	GREATER THAN 2023	ALL YEARS
PHASE: PRELIMINARY ENGINEERING / RESPONSIBLE AGENCY: MANAGED BY FDOT								
TALT		2,362	682	0	0	0	0	3,044
PHASE: PRELIMINARY ENGINEERING / RESPONSIBLE AGENCY: MANAGED BY HERNANDO COUNTY BOARD OF COUNTY								
TALT		72,021	0	0	0	0	0	72,021
PHASE: CONSTRUCTION / RESPONSIBLE AGENCY: MANAGED BY HERNANDO COUNTY BOARD OF COUNTY								
TALL		4,418	0	0	0	0	0	4,418
TALT		507,568	11,597	0	0	0	0	519,165
TOTAL 433695 1		586,369	12,279	0	0	0	0	598,648
TOTAL PROJECT:		586,369	12,279	0	0	0	0	598,648

ITEM NUMBER:433714 1 PROJECT DESCRIPTION:LINDEN DR FROM CORONADO DR TO SPRING HILL DR *NON-SIS*
DISTRICT:07 COUNTY:HERNANDO TYPE OF WORK:SIDEWALK
EX DESC:DESIGN AND CONSTRUCT 5' SIDEWALK

ROADWAY ID:08900002 PROJECT LENGTH: .953MI LANES EXIST/IMPROVED/ADDED: 2/ 0/ 0

FUND CODE	LESS THAN 2019	2019	2020	2021	2022	2023	GREATER THAN 2023	ALL YEARS
PHASE: PRELIMINARY ENGINEERING / RESPONSIBLE AGENCY: MANAGED BY HERNANDO COUNTY BOARD OF COUNTY								
TALT		0	46,000	0	0	0	0	46,000
PHASE: CONSTRUCTION / RESPONSIBLE AGENCY: MANAGED BY HERNANDO COUNTY BOARD OF COUNTY								
TALL		0	0	0	339,011	0	0	339,011
TALT		0	0	0	62,893	0	0	62,893
TOTAL 433714 1		0	46,000	0	401,904	0	0	447,904
TOTAL PROJECT:		0	46,000	0	401,904	0	0	447,904

ITEM NUMBER:434499 1 PROJECT DESCRIPTION:QUALITY DR/MED BLVD FM MARINER TO FARNSWORTH FM QUALITY DR TO CR 578 *NON-SIS*
DISTRICT:07 COUNTY:HERNANDO TYPE OF WORK:SIDEWALK
EX DESC:CONSTRUCT 5' SIDEWALK

ROADWAY ID:08900005 PROJECT LENGTH: 1.186MI LANES EXIST/IMPROVED/ADDED: 1/ 0/ 0

FUND CODE	LESS THAN 2019	2019	2020	2021	2022	2023	GREATER THAN 2023	ALL YEARS
PHASE: PRELIMINARY ENGINEERING / RESPONSIBLE AGENCY: MANAGED BY FDOT								
TALL		1,958	0	0	0	0	0	1,958
PHASE: PRELIMINARY ENGINEERING / RESPONSIBLE AGENCY: MANAGED BY HERNANDO COUNTY BOARD OF COUNTY								
TALL		29	0	0	0	0	0	29
TALT		29,619	0	0	0	0	0	29,619
PHASE: CONSTRUCTION / RESPONSIBLE AGENCY: MANAGED BY FDOT								
ACTL		0	26,668	0	0	0	0	26,668
TOTAL FY 2019 - FY 2023 - Adopted: 6-19-2018, Amended: 9-18-18		0	0	0	0	0	0	7,471

FLORIDA DEPARTMENT OF TRANSPORTATION
 OFFICE OF WORK PROGRAM
 MPO ROLLFORWARD REPORT
 =====
HIGHWAYS
 =====

HERNANDO-CITRUS MPO

PHASE: CONSTRUCTION / RESPONSIBLE AGENCY: MANAGED BY HERNANDO COUNTY BOARD OF COUNTY									
ACTL	134,615	0	0	0	0	0	0	0	134,615
TALL	201,146	0	0	0	0	0	0	0	201,146
TALT	59,213	0	0	0	0	0	0	0	59,213
TOTAL 434499 1	432,959	27,760	0	0	0	0	0	0	460,719
TOTAL PROJECT:	432,959	27,760	0	0	0	0	0	0	460,719

ITEM NUMBER:437264 2 PROJECT DESCRIPTION:GOOD NEIGHBOR TRAIL GAP FR W OF SR 50/CORTEZ BLVD TO GOOD NEIGHBOR TR *SIS*
 DISTRICT:07 COUNTY:HERNANDO TYPE OF WORK:BIKE PATH/TRAIL
 EX DESC:CONNECT 12' TRAIL FR SUNCOAST TRL TO GOOD NEIGHOR TRL-C2C

ROADWAY ID:08040000 PROJECT LENGTH: 2.179MI LANES EXIST/IMPROVED/ADDED: 4/ 0/ 0

FUND CODE	LESS THAN 2019	2019	2020	2021	2022	2023	GREATER THAN 2023	ALL YEARS
PHASE: P D & E / RESPONSIBLE AGENCY: MANAGED BY FDOT								
TALT	0	150,000	0	0	0	0	0	150,000
TLWR	358,669	0	0	0	0	0	0	358,669
PHASE: PRELIMINARY ENGINEERING / RESPONSIBLE AGENCY: MANAGED BY FDOT								
DIH	10,149	851	0	0	0	0	0	11,000
DS	51,077	0	0	0	0	0	0	51,077
TLWR	2,029,842	0	0	0	0	0	0	2,029,842
PHASE: RIGHT OF WAY / RESPONSIBLE AGENCY: MANAGED BY FDOT								
DIH	0	0	1,000	0	0	0	0	1,000
TLWR	0	2,877,970	3,122,030	0	0	0	0	6,000,000
PHASE: RAILROAD & UTILITIES / RESPONSIBLE AGENCY: MANAGED BY FDOT								
DDR	20,000	0	0	0	0	0	0	20,000
PHASE: CONSTRUCTION / RESPONSIBLE AGENCY: MANAGED BY FDOT								
DIH	0	0	0	0	798,339	0	0	798,339
TALT	0	0	0	0	1,623,827	0	0	1,623,827
TLWR	0	0	0	0	14,762,064	0	0	14,762,064
TOTAL 437264 2	2,469,737	3,028,821	3,123,030	0	17,184,230	0	0	25,805,818
TOTAL PROJECT:	2,469,737	3,028,821	3,123,030	0	17,184,230	0	0	25,805,818
TOTAL DIST: 07	306,136,439	10,694,522	6,195,030	3,661,104	17,295,676	34,118,121	0	378,100,892
TOTAL HIGHWAYS	306,136,439	10,694,522	6,195,030	3,661,104	17,295,676	34,118,121	0	378,100,892

FLORIDA DEPARTMENT OF TRANSPORTATION
OFFICE OF WORK PROGRAM
MPO ROLLFORWARD REPORT
=====

HERNANDO-CITRUS MPO

TURNPIKE
=====

ITEM NUMBER:405270 3 PROJECT DESCRIPTION:SUNCOAST PARKWAY 2 - HERNANDO C/L TO SOUTH OF W GROVER CLEVELAND BLVD *SIS*
DISTRICT:07 COUNTY:CITRUS TYPE OF WORK:NEW ROAD CONSTRUCTION
EX DESC:S/O FROM 405270-1

ROADWAY ID:02470000 PROJECT LENGTH: 7.410MI LANES EXIST/IMPROVED/ADDED: 0/ 0/ 4

FUND CODE	LESS THAN 2019	2019	2020	2021	2022	2023	GREATER THAN 2023	ALL YEARS
PHASE: PRELIMINARY ENGINEERING / RESPONSIBLE AGENCY: MANAGED BY FDOT								
PKYI	6,562,019	0	0	0	0	0	0	6,562,019
PHASE: RIGHT OF WAY / RESPONSIBLE AGENCY: MANAGED BY FDOT								
PKYI	17,196,698	84,169	0	0	0	0	0	17,280,867
PHASE: RAILROAD & UTILITIES / RESPONSIBLE AGENCY: MANAGED BY FDOT								
PKYI	11,605,553	0	0	0	0	0	0	11,605,553
PHASE: CONSTRUCTION / RESPONSIBLE AGENCY: MANAGED BY FDOT								
PKBD	62,983,129	0	0	0	0	0	0	62,983,129
PKYI	5,876,593	2,500	0	0	0	0	0	5,879,093
PHASE: ENVIRONMENTAL / RESPONSIBLE AGENCY: MANAGED BY FDOT								
PKYI	0	1,000	0	0	0	0	0	1,000
TOTAL 405270 3	104,223,992	87,669	0	0	0	0	0	104,311,661

ITEM NUMBER:405270 4 PROJECT DESCRIPTION:SUNCOAST PARKWAY 2 - SOUTH OF W GROVER CLEVELAND BLVD TO SR 44 *SIS*
DISTRICT:07 COUNTY:CITRUS TYPE OF WORK:NEW ROAD CONSTRUCTION
ROADWAY ID:02470000 PROJECT LENGTH: 4.525MI LANES EXIST/IMPROVED/ADDED: 0/ 0/ 4

FUND CODE	LESS THAN 2019	2019	2020	2021	2022	2023	GREATER THAN 2023	ALL YEARS
PHASE: PRELIMINARY ENGINEERING / RESPONSIBLE AGENCY: MANAGED BY FDOT								
PKYI	4,193,756	0	0	0	0	0	0	4,193,756
PHASE: RIGHT OF WAY / RESPONSIBLE AGENCY: MANAGED BY FDOT								
PKYI	16,141,839	132,656	0	0	0	0	0	16,274,495
PHASE: RAILROAD & UTILITIES / RESPONSIBLE AGENCY: MANAGED BY FDOT								
PKYI	1,970,652	0	0	0	0	0	0	1,970,652
PHASE: CONSTRUCTION / RESPONSIBLE AGENCY: MANAGED BY FDOT								
DDR	652	0	0	0	0	0	0	652
PKBD	43,151,204	0	0	0	0	0	0	43,151,204
PKYI	5,543,830	2,500	0	0	0	0	0	5,546,330
PHASE: ENVIRONMENTAL / RESPONSIBLE AGENCY: MANAGED BY FDOT								
PKYI	0	35,000	0	0	0	0	0	35,000
TOTAL 405270 4	71,001,933	170,156	0	0	0	0	0	71,172,089

ITEM NUMBER:405270 5 PROJECT DESCRIPTION:SUNCOAST PARKWAY 2 - SR 44 TO US19 *SIS*
DISTRICT:07 COUNTY:CITRUS TYPE OF WORK:NEW ROAD CONSTRUCTION
ROADWAY ID:02470000 PROJECT LENGTH: 13.086MI LANES EXIST/IMPROVED/ADDED: 0/ 0/ 2

FUND CODE	LESS THAN 2019	2019	2020	2021	2022	2023	GREATER THAN 2023	ALL YEARS
PHASE: PRELIMINARY ENGINEERING / RESPONSIBLE AGENCY: MANAGED BY FDOT								
PKYI	180,388	3,701,463	0	0	0	0	0	3,881,851
PHASE: RIGHT OF WAY / RESPONSIBLE AGENCY: MANAGED BY FDOT								
PKYI	17,153	2,076	0	0	0	0	0	19,229

TIP FY 2019 - FY 2023 - Adopted: 6-19-2018, Amended: 9-18-18

FLORIDA DEPARTMENT OF TRANSPORTATION
 OFFICE OF WORK PROGRAM
 MPO ROLLFORWARD REPORT
 =====
TURNPIKE
 =====

HERNANDO-CITRUS MPO

ITEM NUMBER:427324 2
 DISTRICT:07
 ROADWAY ID:08470000

PROJECT DESCRIPTION:THERMOPLASTIC FOR SUNCOAST RESURFACING IN HERNANDO COUNTY, MP 37-46
 COUNTY:HERNANDO
 PROJECT LENGTH: 7.212MI

SIS
 TYPE OF WORK:SIGNING/PAVEMENT MARKINGS
 LANES EXIST/IMPROVED/ADDED: 4/ 0/ 0

FUND CODE	LESS THAN 2019	2019	2020	2021	2022	2023	GREATER THAN 2023	ALL YEARS
PHASE: PRELIMINARY ENGINEERING / RESPONSIBLE AGENCY: MANAGED BY FDOT								
PKYR	87	0	0	0	0	0	0	87
PHASE: CONSTRUCTION / RESPONSIBLE AGENCY: MANAGED BY FDOT								
PKYR	195,064	2,036	0	0	0	0	0	197,100
TOTAL 427324 2	195,151	2,036	0	0	0	0	0	197,187
TOTAL PROJECT:	195,151	2,036	0	0	0	0	0	197,187
TOTAL DIST: 07	175,744,157	17,893,806	0	0	0	0	0	193,637,963
TOTAL TURNPIKE	175,744,157	17,893,806	0	0	0	0	0	193,637,963

FLORIDA DEPARTMENT OF TRANSPORTATION
 OFFICE OF WORK PROGRAM
 MPO ROLLFORWARD REPORT
 =====
TRANSIT
 =====

HERNANDO-CITRUS MPO

ITEM NUMBER:402628 4 PROJECT DESCRIPTION:CITRUS COUNTY BOCC - FTA SECTION 5307 *NON-SIS*
 DISTRICT:07 COUNTY:CITRUS TYPE OF WORK:OPERATING/ADMIN. ASSISTANCE
 EX DESC:SMALL URBANIZED AREA GOVERNOR'S APPORTIONMENT

ROADWAY ID: PROJECT LENGTH: .000 LANES EXIST/IMPROVED/ADDED: 0/ 0/ 0

FUND CODE	LESS THAN 2019	2019	2020	2021	2022	2023	GREATER THAN 2023	ALL YEARS
PHASE: CAPITAL / RESPONSIBLE AGENCY: MANAGED BY CITRUS COUNTY TRANSIT								
FTA	0	3,445,165	900,000	900,000	900,000	900,000	0	6,145,165
LF	0	3,445,165	900,000	900,000	900,000	900,000	0	6,145,165
TOTAL 402628 4	0	6,890,330	1,800,000	1,800,000	1,800,000	1,800,000	0	12,290,330
TOTAL PROJECT:	0	6,890,330	1,800,000	1,800,000	1,800,000	1,800,000	0	12,290,330

FLORIDA DEPARTMENT OF TRANSPORTATION
 OFFICE OF WORK PROGRAM
 MPO ROLLFORWARD REPORT
 =====
TRANSIT
 =====

HERNANDO-CITRUS MPO

ITEM NUMBER:408715 1 PROJECT DESCRIPTION:HERNANDO COUNTY BOCC - FTA SECTION 5307 *NON-SIS*
 DISTRICT:07 COUNTY:HERNANDO TYPE OF WORK:TRANSIT IMPROVEMENT
 EX DESC:THE BUS - SMALL URBANIZED GOV. APPROPRIATION

ROADWAY ID:		PROJECT LENGTH: .000					LANES EXIST/IMPROVED/ADDED: 0/ 0/ 0		
FUND CODE	LESS THAN 2019	2019	2020	2021	2022	2023	GREATER THAN 2023	ALL YEARS	
PHASE: CAPITAL / RESPONSIBLE AGENCY: MANAGED BY HERNANDO									
FTA	3,836,122	2,812,499	900,000	900,000	900,000	900,000	0	10,248,621	
TOTAL 408715 1	3,836,122	2,812,499	900,000	900,000	900,000	900,000	0	10,248,621	
TOTAL PROJECT:	3,836,122	2,812,499	900,000	900,000	900,000	900,000	0	10,248,621	
TOTAL DIST: 07	3,836,122	9,702,829	2,700,000	2,700,000	2,700,000	900,000	0	22,538,951	
TOTAL TRANSIT	3,836,122	9,702,829	2,700,000	2,700,000	2,700,000	900,000	0	22,538,951	
GRAND TOTAL	485,716,718	38,291,157	8,895,030	6,361,104	19,995,676	35,018,121	0	594,277,806	