

**HERNANDO/CITRUS
METROPOLITAN PLANNING ORGANIZATION
TECHNICAL ADVISORY COMMITTEE (TAC)**

WEDNESDAY, June 5, 2019 – 10:00 a.m.

MEETING LOCATION

Citrus County Transit Center
1300 South Lecanto Highway
Lecanto Florida

AGENDA

- A. CALL TO ORDER AND INTRODUCTIONS**
- B. REVIEW/APPROVAL OF MINUTES – May 8, 2019**
- C. INFORMATIONAL ITEMS**
 - 1. 2045 LRTP Consultant Scope of Services Scope D, Kimley Horn
 - 2. Complete Streets Scope of Services, Tindale Oliver and Associates
 - 3. General Planning Consultant Contract Extensions – Kimley Horn and Associates, and Tindale Oliver and Associates
- D. FY 2019/20 – FY 2023/24 TRANSPORTATION IMPROVEMENT PROGRAM (TIP) ADOPTION**
- E. FY 2020/21 – ANNUAL LIST OF PRIORITY PROJECTS (LOPP) ADOPTION**
- F. 2045 LONG RANGE TRANSPORTATION PLAN MAJOR UPDATE STATUS**
- G. OTHER ISSUES / CITIZENS COMMENTS**
- H. ADJOURNMENT AND NEXT MEETING** – The next TAC meeting will be held on Wednesday, September 4, 2019, beginning at 10:00 a.m., at the Hernando County Building Division Training Facility, 1661 Blaise Drive, Brooksville

The meeting agenda a back-up materials are available online at:

www.HernandoCounty.us/HernandoCitrusMPO.

AGENDA ITEM B

B. REVIEW/APPROVAL OF MINUTES – MAY 8, 2019

The minutes from the May 8, 2019, meeting of the Hernando/Citrus Technical Advisory Committee (TAC) are attached for review and approval.

Attachment: Meeting Minutes of May 8, 2019

**HERNANDO/CITRUS METROPOLITAN
PLANNING ORGANIZATION TECHNICAL
ADVISORY COMMITTEE (TAC)**

Meeting Minutes – May 8, 2019

DRAFT

The Hernando/Citrus Metropolitan Planning Organization (MPO) Technical Advisory Committee (TAC) held a regular meeting on Wednesday, May 8, 2019, at the Hernando County Building Division Training Facility, 1661 Blaise Drive, Brooksville. The meeting was advertised in the Tampa Bay Times and the Citrus Chronicle and the agenda was available online at:

www.hernandocountyus/hernandocitrusmpo.com.

MEMBERS PRESENT

Walt Eastmond, Citrus County Public Works Department
Chris Hanning, Hernando County Department of Public Works
Chris Mundell, Hernando County School District
Michelle Miller, Hernando County Planning Department
Steve Gouldman, City of Brooksville
Jannina Stampfli, Hernando County Transit
Lon Frye, Citrus County Transit

MEMBERS ABSENT

Cynthia Jones, Citrus County Planning
Chuck Dixon, Citrus County Schools
Myra Monreal, City of Inverness
Vacant, City of Crystal River

OTHERS PRESENT

Steve Diez, MPO Executive Director
Cayce Dagenhart, Transportation Planner II
Roger Roscoe, Florida Department of Transportation, District Seven

CALL TO ORDER AND INTRODUCTIONS

Chairman Eastmond called the meeting to order at 10:00 a.m. Introductions were made. A quorum was declared.

Proofs of publications of the Notice of Public Meeting were entered into the record by Mr. Diez.

REVIEW/APPROVAL OF MINUTES – MARCH 7, 2019

MOTIONED: Jannina Stampfli

SECONDED: Chris Mundell

Motion: **Jannina Stampfli** moved to approve the March 7, 2019, TAC Meeting Minutes as presented. **Chris Mundell** seconded, and the motion carried unanimously.

INFORMATIONAL ITEMS

1. 2019 Federal Transit Administration (FTA) Certifications and Assurances

Mr. Diez relayed the need to execute and submit the FY 2019 Certifications and Assurances to FTA within 90 days from the date of publication. The Hernando / Citrus MPO is required to do this as a recipient of federal funding for transit planning.

2. 5305(d) Grant Agreement and Memorandum of Agreement (MOA)

Mr. Diez spoke to the group about the annual Memorandum of Agreement (MOA) between Hernando and Citrus Counties for the reimbursement of the local funds required under the associated Joint Participation Agreement (JPA) for Section 5305(d) funding through the FTA and FDOT. He explained the next step: once approved and executed by the Hernando/Citrus MPO, the MOA will be sent to each county for action by their respective boards.

The total amount of the funding per FDOT for FY 2019 as reflected in the UPWP and the application is \$105,500.00, with a funding allocation of 80% federal (84,400.00), 10% state (\$10,550.00). The local match per county is \$5,275.00

3. Grant Extensions: G0D90 and G0T22

Mr. Diez communicated that, due to staffing issues and timing associated with the G0D90 and the G0T22 contracts, MPO staff was not able to expend all the funds before June 30, 2019 (the end of the State's Fiscal Year). Extensions of these grants was requested and granted for an additional 12 months.

Chairperson Eastmond pointed out a discrepancy in the numbers of one of the tables provided for the G0T90 and G0D90 contracts. Mr. Diez stated that he and Ms. Mary Elwin would to get together and get it corrected.

FY 2018/19 – FY 2019/20 UNIFIED PLANNING WORK PROGRAM (UPWP) AMENDMENT AND ANNUAL MPO CERTIFICATION

Mr. Diez explained the purpose of the Unified Planning Work Program (UPWP) and how it identifies the work tasks of the Metropolitan Planning Organization's (MPO's) annual transportation planning effort with the proposed budget cost and funding sources. The executed Joint Certification Statement and Summary, required by FHWA and FDOT, will be part of the 2019 certification. Included in the agenda were the modifications and Annual MPO Joint Certification Package. The MPO recommended that the TAC make a motion to recommend approval to the Hernando/Citrus MPO Board.

Ms. Jannina Stampfli made a request to have stated clearly in the UPWP update, that Mass Transit is a Division under the County Planning Department. Mr. Diez responded saying that it would be stated in the document clearly.

Going into detail about some of the updates, he informed the TAC that the MPO is now the planning agency for both the Citrus County Transportation Disadvantaged Program and the Hernando County Transportation Disadvantaged Program. Mr. Diez stated that we have additional funding to provide a Complete Streets Plan and Program, but no plan in place. Complete Streets designs should be incorporated into all our projects.

Finally, the Long Range Transportation Plan (LRTP) for 2045, which was last updated in 2014, is on schedule to be completed by December of 2019.

Activities have also been added to fulfill the requirements for the Strategic Freight Plan section.

MOTIONED: Chris Mundell

SECONDED: Jannina Stampfli

Motion: **Chris Mundell** moved to recommend approval of the FY 2018/19 – FY 2019/20 Unified Planning Work Program (UPWP) amendment and annual MPO Certification to the Hernando/Citrus Metropolitan Planning Organization (MPO) pending the revision of the GOD90 and GOT22 financial table. **Jannina Stampfli** seconded, and the motion carried unanimously.

FY 2019 – FY 2023 TRANSPORTATION IMPROVEMENT PROGRAM (TIP) AMENDMENT

FDOT has requested the addition of a lighting project for the current TIP, so it must be amended Mr. Diez explained.

Chair Eastman opened the subject for comments from the Committee. After no comments were offered, he opened the floor for a motion.

MOTIONED: Chris Mundell

SECONDED: Lon Frye

Motion: **Chris Mundell** moved to recommend approval of the FY 2019 – FY 2023 Transportation Improvement Program (TIP) amendment. **Lon Frye** seconded, and the motion carried unanimously.

AGENCY UPDATES / OTHER BUSINESS

Mr. Lon Frye spoke about passenger data Citrus County Transit is gathering to better suit the needs of the County.

Mr. Diez let the Committee know that FDOT has selected six trails in the State on which they are going to collect data, and they have chosen the Good Neighbor Trail as one of those trails. They are installing counters on Friday which will stay down for two weeks then taken back to FDOT for recommendations. Mr. Diez also mentioned the MPO is looking into getting counters for a couple of our trails, which have never been counted.

ADJOURNMENT AND NEXT MEETING

There being no further business to discuss, Chairman Eastmond adjourned the meeting at 10:40. It was announced that the next TAC meeting will be held on Wednesday, June 5, 2019, beginning at 10:00 a.m., at the Citrus Transit Center, 1300 South Lecanto Highway, Lecanto, Florida.

The May 8, 2019, TAC meeting minutes are anticipated to be approved at the June 5, 2019 TAC meeting.

Walt Eastmond, TAC Chairman

AGENDA ITEM C

C. INFORMATIONAL ITEMS

1. 2045 LRTP Consultant Scope of Services, Scope D, Kimley Horn and Associates

This scope of services will complete the 2045 LRTP work effort. The consultant will prepare the MPO Adoption Package (Document A), Final Report, Technical Appendix, and Summary Report. The work will include tabular listings and maps of the recommended 2045 Multimodal Needs and Cost Affordable Plans and the 2035 Interim Cost Affordable Plan. The scope also includes public workshop support and regional coordination and technical support.

Kimley Horn and Associates, Inc., has submitted a proposal to complete the work outlined in the Scope of Services for \$86,992.

Staff Recommendation: *No formal action needed, for informational purposes only.*

Attachment: Kimley Horn and Associates, LRTP Scope D

2. Complete Streets, Scope of Services, Tindale Oliver and Associates, Inc.

The Hernando/Citrus Metropolitan Planning Organization (MPO) has solicited assistance in the research, development, and implementation of a Complete Streets Policy and Plan. Complete Streets is a transportation policy and design approach that necessitates that streets are planned, designed, operated, and maintained to enable safe access for all users, including pedestrians, bicyclists, motorists, and transit riders of all ages and abilities. The development of a Complete Streets Policy and Implementation Plan will provide the MPO with the necessary guidance to move forward with implementing a formal Complete Streets Program.

Project Deliverables are as follows:

- Draft Complete Streets Policy
- Draft Complete Streets Implementation Plan Strategy Technical Memorandum
- Draft Context Classification Scheme and Map

Tindale Oliver and Associates, Inc., has submitted a proposal to complete the work outlined in the Scope of Services for \$59,932.

Staff Recommendation: *No formal action is needed, for informational purposes only.*

Attachments: Complete Streets, Scope of Services

3. General Planning Consultant Contract Extensions

The Hernando/Citrus MPO has two executed General Planning Consultant Contracts:

1. Kimley-Horn and Associates, Inc
2. Tindale-Oliver and Associates, Inc.

The initial contract terms for both consultants were approved on June 25, 2015. The initial term was 3 years with the option to extend for up to two (2) additional one (1) year periods, not to exceed five (5) years maximum, upon mutual consent of the MPO and the Consultant. Both contracts can be extended for one additional (and final) year. The extension request will be presented to the MPO Board at their June 18, 2019, meeting.

Staff Recommendation: *No formal action is needed, for informational purposes only.*

SCOPE OF SERVICES
2045 LONG RANGE TRANSPORTATION PLAN – SCOPE D
PLAN DEVELOPMENT
HERNANDO/CITRUS METROPOLITAN PLANNING ORGANIZATION
(APRIL 25, 2019)

A. TASK OBJECTIVE DESCRIPTION

Background

The Hernando/Citrus MPO is required to update its Long Range Transportation Plan (LRTP) every five years. The next update of the LRTP will have a horizon year of 2045 and must be adopted by the MPO Board and submitted to the Florida Department of Transportation (FDOT), the Federal Highway Administration (FHWA), and the Federal Transit Administration (FTA) by December 2019. The 2045 plan must address the Federal requirements of the FAST Act and subsequent rule making. Additionally, F.S. 339.175 requires that LRTP's must be coordinated with and consistent with local government Comprehensive Plans.

Overview

This scope of services provides support to the Hernando/Citrus MPO in the development of the 2045 Transportation Plan. The tasks in this scope will assist the MPO in developing a summary and adoption plan for the following plan elements:

- Plan Documentation
- Public Engagement Support
- Regional Coordination and Technical Support

The following tasks are necessary to the project goal and objectives:

- Task 1: Plan Documentation
- Task 2: Public Engagement Support
- Task 3 Regional Coordination and Technical Support

B. SCOPE OF SERVICES

Task 1: Plan Documentation

This task results in the completion of the MPO Adoption Package (Document A), Final Report, Technical Appendix, and Summary Report. This work effort includes tabular listings and maps of the recommended 2045 Multimodal Needs and Cost Affordable Plans and the 2035 Interim Cost Affordable Plan.

MPO Adoption Package Document A

A series of draft MPO Adoption Packages (Document A) will be prepared as summarized below:

1. An initial draft will be provided for MPO staff review
2. A draft version will be formally submitted to the FDOT. A meeting will be held with the MPO and FDOT staffs to review comments on the draft Document A report.
3. A final version of Document A will be developed based on comments from the FDOT, MPO, public, etc., that will serve as the adoption package that will be used to present the plan for the public hearing as part of the plan adoption. The Consultant will provide the Final MPO Adoption Package to the MPO in an electronic version only.

It is anticipated that changes to the Adoption Document A will occur between each draft.

Responsibilities of the Consultant:

- Prepare initial draft MPO Adoption Package (Document A);
- Prepare a revised draft MPO Adoption Package (Document A) to the FDOT;
- Meet With MPO and FDOT Staff to Review Draft Package;
- Prepare Final MPO Adoption Package; and
- Provide 5 Copies of the Final MPO Adoption Package to the MPO and electronic version.

Responsibilities of the MPO:

- Review initial draft MPO Adoption Package Document A;
- Meet With Consultant and FDOT to Review Draft Package Document A; and
- Receive Final MPO Adoption Package Document A.
- Additional hard copies as necessary will be provided by MPO staff.

2045 LRTP Final Report, Technical Appendix, and Summary Report

This task results in the completion of the 2045 LRTP Final Report, Technical Appendix, Summary Report that will summarize the key components of the plan, specifically the Multi-modal Needs Plan, Cost Affordable Plan, Interim Cost Affordable Plan as well as other sections as agreed upon by the Consultant and MPO staff. The report could include the following in a summary format:

- Certification of Adoption
- Introduction

- Goals, Objectives, Policies, and Measures of Effectiveness
- Applicable Legislation
- Certification and Past LRTP Comments
- Planning Emphasis Areas
- Procedures and Processes
- Public Involvement Plan and Process
- Community Impact Assessment and Environmental Justice
- Transportation and Land Use, and Socioeconomic Data Development
- Transportation Plan Development Process
- Inventory of Existing Conditions
- Costs and Revenue Projections
- Description of the Multi-Modal 2045 Needs Plan
- Description of the Multi-Modal 2045 and Interim Cost Affordable Plans
- Performance Evaluation
- Freight and Goods Movement
- Plan Adoption Process
- Summary and Conclusion
- Glossary of Terms and Acronyms

A revised table of contents will be prepared and provided to the MPO for review and comment prior to preparing the report.

Drafts of the 2045 Long Range Transportation Plan Final Report, Technical Appendix, and Summary Report will be prepared and submitted to the MPO and FDOT for review. A meeting will be held with the MPO to review comments on the draft reports. The Consultant will provide electronic versions of the reports to the MPO staff.

The Summary Report will be designed to be visually appealing and will be printed in color to enhance the document's user-friendliness. This document will likely be an 11 x 17-inch document that will capture the core elements of the plan making use of graphics, maps, and tables to present the key highlights of the plan. The Consultant and MPO staff will discuss necessary documentation components needed in addition to the Summary Report. It is the intent that the Summary Report will be the final report that will be submitted as part of the adoption package.

Responsibilities of the Consultant:

- Prepare Draft Summary Report
- Prepare Final Summary Report

- Prepare Draft Final Report
- Prepare Final Report
- Prepare Draft Technical Appendix
- Prepare Final Technical Appendix
- Meet with MPO staff to review draft Report
- Prepare final reports and the electronic version.

Responsibilities of the MPO:

- Review table of contents and provide direction on format and content.
- Meet with Consultant staff (as well as FDOT staff if necessary).
- Review and provide comments draft reports.
- Printing will be provided by MPO staff.

Task 2: Public Workshop Support

This task provides for the consultant to attend and support the MPO staff at up to 4 public workshops and 2 environmental justice workshops. The effort to develop materials for the 4 public workshops and 2 environmental justice workshops are provided for in previous scopes of work.

Task 3 Regional Coordination and Technical Support

The CONSULTANT will provide on-going technical support to the Hernando/Citrus MPO staff in the plan development process. This includes preparation and attendance meetings with local agencies and at regional coordination meetings such as TBARTA, the CCC, and Technical Review Team (TRT). This also includes attendance at Hernando/Citrus MPO TAC, CAC, and Board meetings. Preparation and attendance at meetings under this task will only occur at the direction of the MPO staff. This task element also provides for technical support to the MPO staff as requested, and has a limit of \$3,000.

C. TIME OF COMPLETION

Tasks 1 to 3 will be developed consistent with the FDOT and TBARTA MPOs CCC schedule for developing the next series of long range transportation plans and associated modeling efforts. It is anticipated that Task 1 will be completed by March 15, 2020.

D. COMPENSATION

The budget for this scope of services is \$86,992.50.

E. RECORD KEEPING

The CONSULTANT shall prepare an invoice on a monthly basis. The invoice will be based on the percent complete achieved for each authorized task. The invoice will also show the total amount previously invoiced and the net amount due for the current invoice. The CONSULTANT shall provide a monthly

status report illustrating the work accomplished during the monthly reporting period. Invoices are due and payable upon receipt. Tasks 1 through 2 will be billed on a lump sum fee basis as summarized in the attached man hours and budget summary included as part of this scope of services.

Attachment A

Hernando/Citrus MPO							
2045 Long Range Transportation Plan							
Scope D (April 25, 2019)							
Task	Description	Hours					Labor Cost
		Principal	Senior Planner	Project Engineer	Engineer	Support Staff	
1.00	Plan Documentation	72	180	36	240	60	\$78,240.00
2.00	Public Workshop Support	16	12			3.5	\$5,752.50
3.00	Regional Coordination and Technical Support			24			\$3,000.00
Totals:		88	192	60	240	63.5	\$86,992.50

SCOPE OF SERVICES

COMPLETE STREETS POLICY AND IMPLEMENTATION HERNANDO/CITRUS METROPOLITAN PLANNING ORGANIZATION (MPO)

Tindale Oliver

April 2019

INTRODUCTION

The Hernando/Citrus Metropolitan Planning Organization (MPO) has solicited assistance in the research, development, and implementation of a Complete Streets Policy and Plan. Complete Streets is a transportation policy and design approach that necessitates that streets are planned, designed, operated, and maintained to enable safe access for all users, including pedestrians, bicyclists, motorists, and transit riders of all ages and abilities. The development of a Complete Streets Policy and Implementation Plan will provide the MPO with the necessary guidance to move forward with implementing a formal Complete Streets Program.

This Scope of Services and Budget has been prepared at the request of the Hernando/Citrus MPO as a follow-up to the recently completed Bikeways and Trails Master Plan and includes researching and developing strategies towards the implementation of a Complete Streets Policy and Implementation Plan. The development of a Complete Streets Policy and Implementation Plan strategies will include engagement with various agencies represented by the Hernando/Citrus MPO

I. SCOPE OF SERVICES

Task 1: Project Management and Coordination

Upon Notice-to-Proceed, the Consultant will prepare for and facilitate a kick-off meeting (via conference call) with MPO staff to review the project scope, discuss data needs, resources, background information, project expectations and priorities, project schedule, and identify key agency stakeholders. In addition to the kickoff meeting, the Consultant will schedule and conduct up to four (4) coordination conference calls/meetings with MPO staff that will focus on coordinating project activities, schedule, deliverables, and reviews. The Consultant will also provide written monthly progress reports indicating recent and expected activities.

Deliverables

- Kick-Off Meeting/Teleconference
- Project Schedule
- Four (4) Project Coordination Calls
- Monthly Progress Reports
- All work products (documents, fliers, pdfs, etc.) must be ADA accessible and compliant.

Task 2: Policy and Plan Review

This task includes the review of existing Complete Streets policies and plans from local governments, MPOs, and the Florida Department of Transportation (FDOT), and a review of the existing planning and design principles for the Hernando Citrus MPO and its representative governments and agencies. The findings of this task will assist in the identification of existing policy, planning, and design elements that conform to Complete Streets principles and standards.

2.1 – Peer Review of Existing Complete Streets Policies and Plans

The Consultant will review and evaluate adopted Complete Streets Policies and Implementation Plans from up to five (5) peer agencies, including a review of FDOT's Complete Streets policy, guidance, and initiatives. This peer review will provide insight into the development of a Complete Streets policy and implementation plan that will best serve the MPO by comparing goals, objectives, and approaches taken by other similar agencies. This will review will also aid in the discussions with stakeholders and in the development of a draft Complete Streets policy and implementation plan that will be completed in subsequent tasks of this Scope. A summary of the reviewed policies and plans will be included as part of a policy and plans review technical memorandum.

2.2 – Review Existing Plans, Standards, and Practices

The Consultant will review existing MPO, local government, and transit agency plans and programs to establish the status of Complete Street concepts and elements within the current planning and design process. This will help to establish a base from which to build and demonstrate the level that Complete Streets elements exist within current policy and planning programs and will identify opportunities for consistency and a definition of terms and policies that can be used to implement a Complete Streets policy and plan. A summary of the plans, standards, and practices review will be included as part of the policy and plans review technical memorandum.

2.3 – Policy and Plans Review Presentation

The Consultant will take the key elements from the policy and plans review technical memorandum and develop a summary presentation that will be delivered to the MPO Board. The presentation will provide information on current local policy as well as a review of state-wide and national approaches towards implementing Complete Streets.

It is anticipated that, at a minimum, the following local plans, policies, and documents will be reviewed:

- Hernando/Citrus MPO 2040 Long Range Transportation Plan (LRTP)
- Hernando/Citrus MPO Bikeways and Trails Master Plan
- Transportation Improvement Program (TIP)
- Hernando County Comprehensive Plan
- Citrus County Comprehensive Plan
- Hernando County Transit Development Plan (TDP)
- Citrus County Transit Development Plan (TDP)

Deliverables

- Policy and Plans Review Technical Memorandum
- Policy and Plans Review Summary Presentation

Task 3: Stakeholder and Agency Coordination

The Consultant will meet with the stakeholders and agencies identified during the kick-off meeting to review findings from Task 2 and to discuss and gauge the anticipated direction for developing a Complete Streets policy and implementation plan. While an attempt will be made to conduct these meetings in-person, due to scheduling constraints some of the meetings may need to be conducted over the phone.

It is anticipated that, at a minimum, the following stakeholders will be included:

- Hernando County Public Works
- Hernando County Planning Department
- Citrus County Public Works
- Citrus County Planning Department
- Hernando County Transit
- Citrus County Transit
- FDOT District 7 Complete Streets Coordinator

Deliverables

- Schedule and Facilitate Meetings with Stakeholder and Agency Staff
- Summary of Stakeholder and Agency Meetings

Task 4: Complete Streets Policy and Implementation Plan

4.1 – Prepare Draft Complete Street Policy

A Complete Streets policy is a formal recognition of the intent to plan, design, operate, and maintain streets that are safe for all users of all ages and abilities and directs decision-making to consistently fund, plan for, design, and construct streets to accommodate all anticipated users. Using the information gathered in Tasks 2 and 3, the Consultant will work with MPO staff to develop a draft Complete Streets policy.

4.2 – Complete Streets Implementation Plan Strategies

A Complete Streets Implementation Plan lays the foundation for integrating a context-sensitive approach to decision-making during the visioning, planning, programming, project development, design, operations, and maintenance that considers the needs of all users the transportation system. The Consultant will develop a Complete Streets Implementation technical memorandum that will outline strategies that the Hernando/Citrus MPO and its representative agencies can use to integrate a Complete Streets approach into their various practices. This technical memorandum will serve as the basis for the development of a more detailed Implementation Plan that could guide the Complete Streets implementation process in the future.

4.3 – Defining Context Classification

A central component of Complete Streets is the recognition that the context of a street dictates the design, function, and multimodal treatments of that street. The Consultant will work with MPO staff to develop a context classification scheme that could be applied to Hernando and Citrus County's major road network if and when a Complete Streets Policy is adopted. It is anticipated that the context classification scheme will be consistent and compatible with FDOT's adopted classification process.

Deliverables

- Draft Complete Streets Policy
- Draft Complete Streets Implementation Plan Strategy Technical Memorandum
- Draft Context Classification Scheme and Map

Task 5: Documentation and Presentations

After receiving and responding to review comments, the Consultant will prepare the Final Draft Complete Streets Policy, Implementation Plan Strategy Technical Memorandum, and Context Classification Map. Additionally, the Consultant will prepare a summary presentation for use with the MPO Board, various MPO committees, and other groups.

The Consultant will present a summary of the draft Complete Streets Policy, Implementation Plan Strategy Technical Memorandum, and Context Classification Map at up to three (3) MPO Committees and one (1) MPO Board meeting, any other presentations will be made by MPO staff. Upon review and approval by the MPO Committees and Board, all project deliverables will be finalized and provided to the MPO Project Manager in both print and digital copies along with any pertinent data files.

Deliverables

- Final Draft Complete Streets Policy
- Draft and Final Complete Streets Implementation Plan Strategy Technical Memorandum
- Summary Presentation
- Data Files
- All final work products must be ADA accessible and compliant.

II. SCHEDULE

It is anticipated that the tasks described in this Scope of Services will be completed within eight (8) months of notice-to-proceed. A more detailed project schedule will be established as part of Task 1, Project Management and Coordination.

III. BUDGET

The tasks outlined in this Scope of Services shall be completed for a fee of **\$59,932**. A detailed breakdown of the fee estimate including estimated hours by staff category is provided in Attachment A.

Attachment A

Hernando/Citrus MPO Complete Streets Policy and Implementation Staff Hour Estimate (April 2019) Tindale Oliver

Task #	SUBTASK DESCRIPTION	Principal \$215.00	Project Manager \$146.00	Senior Planner \$130.00	Project Planner \$107.00	Planner \$82.00	Admin/ Clerical \$55.00	Total Task Hours	Cost Per Task
1	Project Management and Coordination	2	2	20	8	16	4	52	\$5,710
2	Policy and Plan Review	2	8	32	20	52	2	116	\$12,272
2.1	<i>Peer Review of Existing Complete Streets Policies and Plans</i>	0	2	12	8	20	0	42	\$4,348
2.2	<i>Review of Existing Plans, Standards, and Practices</i>	1	4	12	10	24	0	51	\$5,397
2.3	<i>Policy and Plans Review Presentation</i>	1	2	8	2	8	2	23	\$2,527
3	Stakeholder and Agency Coordination	2	8	24	12	28	2	76	\$8,408
4	Complete Streets Policy and Implementation Plan	4	20	76	30	96	2	228	\$24,852
4.1	<i>Prepare Draft Complete Streets Policy</i>	2	8	24	8	16	2	60	\$6,996
4.2	<i>Complete Streets Implementation Plan Strategies</i>	2	8	44	20	56	0	130	\$14,050
4.3	<i>Defining Context Classification</i>	0	4	8	2	24	0	38	\$3,806
5	Documentation and Presentations	2	6	20	12	40	4	84	\$8,690
TOTALS		12	44	172	82	232	14	556	\$59,932
DISTRIBUTION OF HOURS BY CLASSIFICATION		2%	8%	31%	15%	42%	3%	100%	

AGENDA ITEM D

D. FY 2019/20 – FY 2023/24 TRANSPORTATION IMPROVEMENT PROGRAM (TIP) ADOPTION

Attached for review and approval is the Draft Five-Year TIP for FY 2019/20 - FY 2023/24. The TIP contains the funded FDOT Five-Year Work Program and the local jurisdiction Transportation Work Programs. The TIP implements the projects contained in the 2040 Long Range Transportation Plan (LRTP). Projects are required to be shown in the TIP for inclusion into the State Transportation Improvement Program (STIP) and subsequent funding through joint participation agreements.

Staff Recommendation: *It is recommended that the TAC review the FY 2019/20 – FY 2023/24 Transportation Improvement Program (TIP), provide comments, and recommend approval to the Hernando/Citrus MPO Board.*

Attachment: Proposed FY 2019/20-FY 2023/24 Transportation Improvement Program

FY 2019/20-2023/24
Adopted June 18, 2019

Transportation Improvement Program



1661 Blaise Drive
Brooksville, Florida 34601
Phone: 352-754-4082

**HERNANDO/CITRUS METROPOLITAN PLANNING
ORGANIZATION (MPO) MEMBERS**

Hernando County

Commissioner Wayne Dukes
Commissioner John Allocco, Vice-Chairman
Commissioner Steve Champion
Commissioner Jeff Holcomb
Commissioner John Mitten, Alternate

Citrus County

Commissioner Jeff Kinnard, Chairman
Commissioner Ronald Kitchen
Commissioner Scott Carnahan, Alternate
Commissioner Jimmie T. Smith, Alternate

City of Brooksville

Vice Mayor Robert Battista
Council Member William Kemerer, Alternate

City of Crystal River

Council Member Pat Fitzpatrick
Council Member Robert Holmes, Alternate

City of Inverness

Council Member Cabot McBride
Council Member Jacquie Hepfer, Alternate

Florida Department of Transportation, Nonvoting Advisor
David Gwynn P.E., Secretary

HERNANDO/CITRUS METROPOLITAN PLANNING ORGANIZATION

Steven Diez, MPO Executive Director

The preparation of this report has been financed in part through grant[s] from the Federal Highway Administration and Federal Transit Administration, U.S. Department of Transportation, under the State Planning and Research Program, Section 505 [or Metropolitan Planning Program, Section 104(f)] of Title 23, U.S. Code. The contents of this report do not necessarily reflect the official views or policy of the U.S. Department of Transportation.

ADOPTION: JUNE 18, 2019

Table of Contents

HERNANDO/CITRUS METROPOLITAN PLANNING ORGANIZATION (MPO) MEMBERS.....	I
HERNANDO/CITRUS MPO TRANSPORTATION IMPROVEMENT PROGRAM.....	V
ENDORSEMENT.....	V
INTRODUCTION	1
INTRODUCTION.....	1
PURPOSE.....	1
FINANCIAL PLAN	1
PROJECT SELECTION PROCESS.....	2
PROJECT CONSISTENCY WITH LOCAL PLANS.....	3
ANNUAL LISTING OF PROJECTS	3
PROJECT PRIORITY STATEMENT.....	4
HERNANDO/CITRUS MPO TRANSPORTATION PERFORMANCE MEASURES / TRANSPORTATION IMPROVEMENT PLAN (TIP) COMPLIANCE.....	5
INTRODUCTION.....	5
HERNANDO/CITRUS MPO SYSTEM PERFORMANCE TARGETS	6
MPO SAFETY PERFORMANCE TARGET ESTABLISHED	7
HERNANDO/CITRUS MPO SAFETY PERFORMANCE MEASURES AND TARGETS.....	9
TRANSIT ASSET MANAGEMENT TARGETS.....	10
HERNANDO/CITRUS MPO TRANSIT ASSET MANAGEMENT TARGETS	11
<i>TAM Performance Measures and Targets, Hernando County: Age</i>	<i>11</i>
<i>TAM Performance Measures and Targets, Citrus County: Age</i>	<i>14</i>
MAJOR PROJECTS	16
COMPLETE STREETS.....	17
PUBLIC INVOLVEMENT	18
AMENDMENTS	18
CERTIFICATION	18
FIVE-YEAR FUNDED PROJECTS.....	19
HERNANDO/CITRUS MPO FIVE-YEAR FUNDED PROJECTS.....	21
INTRODUCTION.....	21
FISCAL SUMMARY OF TIP PROJECTS FOR FY 2019/20 - 2023/24	21

FULL PROJECT COSTS AND OTHER PROJECT DETAILS	25
PROJECTS ON THE STRATEGIC INTERMODAL SYSTEM (SIS)	25
NON- SIS PROJECTS	26
<i>Five-Year TIP 2020-2024 Project Listings: Highway</i>	<i>29</i>
<i>Five-Year TIP 2020-2024 Project Listings: Turnpike.....</i>	<i>79</i>
<i>Five-Year TIP 2020-2024 Project Listings: Transportation Planning.....</i>	<i>83</i>
<i>Five-Year TIP 2020-2024 Project Listings: Maintenance</i>	<i>88</i>
<i>Five-Year TIP 2020-2024 Project Listings: FLP Aviation</i>	<i>93</i>
<i>Five-Year TIP 2020-2024 Project Listings: FLP: TRANSIT</i>	<i>106</i>
<i>Five-Year TIP 2020-2024 Project Listings: Miscellaneous.....</i>	<i>115</i>
CITRUS AND HERNANDO COUNTY CAPITAL IMPROVEMENT PROGRAM.....	119
CITRUS COUNTY PROGRAM PROJECT TABLES 2019 - 2024 FISCAL YEARS, HERNANDO / CITRUS MPO	123
HERNANDO COUNTY PROGRAM PROJECT TABLES 2019 - 2024 FISCAL YEARS, HERNANDO / CITRUS MPO	129
TRANSPORTATION DISADVANTAGED	137
TRANSPORTATION DISADVANTAGED FIVE YEAR WORK PROGRAM FY 2020-2024.....	139
LIST OF TRANSPORTATION PRIORITY PROJECTS	141
HERNANDO/CITRUS MPO STATE HIGHWAY SYSTEM LIST OF PRIORITY PROJECTS	142
TRANSPORTATION ALTERNATIVES PROGRAM.....	145
CITRUS COUNTY FY2019/2020 COMPLETE STREETS PRIORITY PROJECTS	147
HERNANDO COUNTY FY2019/2020 COMPLETE STREETS PRIORITY PROJECTS	148
TRANSIT	149
TRANSPORTATION IMPROVEMENT PROGRAM AMENDMENTS	151
APPEND TIP AMENDMENTS HERE AS APPROVED	153
TRANSPORTATION DEFINITIONS, ACRONYMS AND INITIALIZATIONS	153
APPENDIX A ANNUAL OBLIGATIONS LIST	157
APPENDIX B 2017 FDOT PERFORMANCE REPORT.....	169

**HERNANDO/CITRUS MPO
TRANSPORTATION IMPROVEMENT PROGRAM
(FISCAL YEARS 2019/2020-2023/2024)**

Endorsement

This document was prepared by the Hernando/Citrus Metropolitan Planning Organization (MPO) Staff, and was developed consistent with State/Federal Requirements, in cooperation with the Florida Department of Transportation (FDOT) District Seven Office, Hernando County Transportation Services, the Citrus County Engineering Division, the City of Brooksville, the City of Crystal River, and the City of Inverness.

The Hernando/Citrus MPO, at its regular meeting on June 18, 2019, endorsed the FY 2019/2020-2023/2024 Hernando/Citrus Transportation Improvement Program (TIP).

Further, it is hereby certified that the planning process of the Hernando/Citrus Area Transportation Study is being carried on in conformance with the provisions of 23 C.F.R. 450, 23 U.S.C. 134, and 339.175 (7) F.S.

This certification determination is being made based on an in-depth review, utilizing a checklist provided by FDOT and covering all aspects of the transportation planning process in the Spring Hill Urbanized Area, the Homosassa Springs-Beverly Hills- Citrus Springs Urbanized Area, and the remainder of Hernando County and Citrus County.

Jeff Kinnard, Chairman
Hernando/Citrus MPO

Date: June 18, 2019

APPROVED AS TO FORM
AND LEGAL SUFFICIENCY

BY _____
MPO Attorney

INTRODUCTION

HERNANDO/CITRUS MPO TRANSPORTATION IMPROVEMENT PROGRAM (TIP)

Introduction

The Hernando/Citrus Transportation Improvement Program (TIP) is developed and updated annually as part of the Hernando/Citrus Area Transportation Study Certification Process. Preparation and maintenance of the TIP is one of several prerequisites to continued receipt of Federal Assistance for Transportation Improvements.

The TIP, a multi-modal program consisting of improvements recommended from the transportation systems management and long-range elements of the Transportation Plan, is developed through a continuing comprehensive and coordinated effort involving the Florida Department of Transportation (FDOT). The FDOT's Final Tentative 5-Year Work Program is the basic input source for the Strategic Intermodal System (SIS), National Highway System (NHS), non-NHS, and Mass Transit portions of the TIP. Data required for the balance of the TIP is assembled from input provided through the Technical Advisory Committee (TAC), the Transportation Systems Operations Committee, the Bicycle/Pedestrian Advisory Committee (BPAC), and the Citizens Advisory Committee (CAC).

Purpose

The TIP is a 5-year financially feasible program of multi-modal transportation improvement projects, as adopted by state and local government jurisdictions and transportation agencies. The Hernando/Citrus MPO TIP is updated annually by the Metropolitan Planning Organization (MPO) as one of several prerequisites for continued receipt of federal assistance for transportation improvements.

The projects listed in the TIP are capital and non-capital surface transportation projects proposed for funding under Title 23 U.S.C. and Title 49 U.S.C. Chapter 53 (including bicycle facilities, sidewalks, and transportation alternatives projects). Also included are all regionally significant projects requiring an action by the Federal Highway Administration (FHWA) or Federal Transit Administration (FTA) regardless of funding source. In addition, the TIP identifies major improvement projects funded with local sources.

Financial Plan

The TIP is a financially constrained plan for 5 years from FY 2019/2020 – 2023/2024 (See Table 10: Five-Year TIP Fund Summary for the FDOT District 7 by Fund Name, 2020-2024 on page 21). Current and proposed Federal, State and locally dedicated revenue sources

are reliable and provide a high level of assurance that the Tentative Work Program will be fully implemented. The TIP is also financially constrained for all locally funded projects. For all projects in the TIP, costs and revenues are shown in Year of Expenditure (YOE) dollars

Project Selection Process

The federally funded projects included within this TIP were selected in accordance with Title 23, CFR 450.330(b). The project selection process with the FDOT, FHWA, FTA, the Hernando/Citrus MPO, the Community Transportation Coordinator (CTC), and the municipalities within the urbanized area of the MPO resulted in the adoption of a State of Florida Department of Transportation Five Year Work Program for FY 2019/2020-2023/2024. Projects funded by Title 23 and Title 49 funds and all regionally significant projects in this TIP reflect year of expenditure (YOE) costs based on the year in which funding is anticipated to be available consistent with the requirements of 23 CFR Part 450.324(a) and 339.175(8), F.S.

Components of this process include project prioritization by the MPO, the FDOT Tentative Work Program public hearing, and local government project review. A brief description of each of these components includes:

- Project Prioritization by the MPO - The MPO, working through its Technical Advisory, Bicycle/Pedestrian Advisory, and Citizens Advisory committees (a part of the public involvement process), prioritized projects on the State Highway System based upon projects identified through the Cost Feasible Plan of the Long Range Transportation Plan. Prioritization includes a technical analysis of State maintained roadways considering such variables as level of service, performance measure evaluation, cost of upgrading the facility, and project connectivity with the existing roadway system.
- FDOT Tentative 5-Year Work Program Public Hearing - FDOT conducted an on-line Public Meeting for the Tentative Work Program that provided interactive maps, videos, downloadable/searchable documents, and opportunity to comment on projects in the Tentative Work Program. FDOT also presented highlights from the Tentative 5- Year Work Program at MPO Board and committee meetings fall of 2018, making all documents and maps available and held a full-day open house at FDOT headquarters in Tampa. The public was encouraged to submit comments throughout the D7 Work Program website or by mailing in comments.
- Local Government Project Review - As part of the local adoption of the Hernando/Citrus MPO TIP, the process nominally includes a public hearing, as well as review by the Technical Advisory and Citizens Advisory committees. The TIP adoption process enables a project prioritization selection to be completed by the MPO, adequate funding to be anticipated, and project phasing to be developed.

Project Consistency with Local Plans

The project selection process used for adoption of the Hernando/Citrus MPO TIP is based upon the requirements of the Federal surface transportation legislation of 2015, Fixing America's Surface Transportation FAST Act.

Regarding project selection, the adopted Hernando/Citrus TIP is consistent with the following FHWA work program development requirements:

- Only major categories of federal and state funding are included within the TIP.
- The federally funded projects within the TIP have been reviewed and found to be consistent with the MPO priorities as determined through the project selection process.
- The projects selected for the Hernando/Citrus TIP are consistent with:
 - ▢ FDOT's 5-Year Work Program and SIS Plan
 - ▢ The Brooksville-Tampa Bay Regional, Crystal River and Inverness Airport Master Plans
 - ▢ Hernando/Citrus MPO 2040 Long Range Transportation Plan
 - ▢ FY 2015-2024 Hernando County Transit Development Plan
 - ▢ Transportation Disadvantaged Program as incorporated in the Transportation Disadvantaged Service Plan (TDSP) for both Hernando County and Citrus County
 - ▢ FY 2016-2025 Citrus County Transit Development Plan
 - ▢ Adopted comprehensive plans of the six affected local governments, which include Hernando County, Citrus County, the City of Brooksville, the City of Crystal River, the City of Inverness, and the City of Weeki Wachee
- Based upon the project selection process and anticipated funding levels from Federal, State and local funding sources are reasonably expected to be available for all projects within the Transportation Project Listings.

Annual Listing of Projects

Pursuant to the provisions of 23 U.S.C. 134 (j)(7)(B) and 49 U.S.C. 5303(c)(5)(B), and Subsection 339.175 (7) (h), F.S., the MPO has published an annual listing of projects for which Federal funds have been obligated in the preceding year.

These projects are summarized in Appendix A and also can be found on the FDOT website www.fdot.gov/workprogram/Federal/fa-MPO-ObligDet.shtm.

Project Priority Statement

The development of the FDOT Tentative 5-Year Work Program includes those projects approved by the MPO within the List of Priority Projects (LOPP). The LOPP’s Major Improvement & Congestion Management, and Complete Streets (formerly known as Transportation Alternatives) categories, contain projects that are considered of highest priority for improvement by the MPO and its advisory committees. The criteria for the ranking of transportation projects include existing and projected facilities levels of service; safety considerations; anticipated funding levels; ability to complete the project; and overall modal performance and system connectivity. Consistent with federal requirements and the LRTP, the prioritization process considers the recommendations of the MPO’s advisory committees. Facility specific projects are ranked consistent with the LRTP’s prioritization of the major transportation corridors within the MPO's jurisdiction. Consistent with the adopted Public Participation Plan (PPP), the MPO holds at least one public meeting prior to the TIP adoption.

HERNANDO/CITRUS MPO TRANSPORTATION PERFORMANCE MEASURES / TRANSPORTATION IMPROVEMENT PLAN (TIP) COMPLIANCE

Introduction

The Moving Ahead for Progress in the 21st Century Act (MAP-21) which was enacted in 2012, requires State DOTs and MPOs to conduct performance-based planning by tracking performance measures and setting data-driven targets to improve those measures. Performance-based planning ensures the most efficient investment of federal transportation funds by increasing accountability, transparency, and providing for better investment decisions that focus on key outcomes related to seven national goals:

- Improving Safety
- Maintaining Infrastructure Condition
- Reducing Traffic Congestion
- Improving the Efficiency of the System and Freight Movement
- Protecting the Environment
- Reducing Delays in Project Delivery

In 2015, The Fixing America's Surface Transportation (FAST) Act supported and continued the goals and overall performance of the MAP-21. This legislation established required performance measures and timelines for State DOTs and MPOs to comply with the requirements of MAP-21. The Federally required performance measures were incorporated into the Hernando/Citrus MPO's Congestion Management Process (May 2017) and include specific measures to address the following:

- Safety (Fatalities and Severe Injuries)
- System Performance (Reliable Travel Time)
- Goods Movement (Reliable Travel Time for Trucks)
- System Preservation (Pavement and Bridge Condition)
- Transit Asset Management

State DOTs are required to establish statewide targets for the required performance measures and MPOs have the option to support the statewide targets or adopt their own. Currently, Hernando/Citrus MPO has adopted the FDOT performance targets to be in compliance. The current 2017 Performance Report can be found in Appendix B.

These performance measures and targets only apply to the National Highway System which includes the Interstate Highway System and typically the Principal Arterials. NHS roadways in Citrus and Hernando Counties include:

- Interstate 75
- Suncoast Parkway
- US 19
- US 41
- US 98
- US 301
- SR 44
- SR 50
- SR 200
- CR 485 (Cobb Road)

Hernando/Citrus MPO System Performance Targets

On September 18, 2018, the Hernando/Citrus MPO agreed to support FDOT's statewide system performance targets, thus agreeing to plan and program projects in the TIP that will, once implemented, make progress toward achieving the statewide targets.

The Hernando/Citrus MPO TIP was developed and is managed in cooperation with FDOT, TheBUS, and Citrus County Transit. It reflects the investment priorities established in the Hernando/Citrus 2040 Long Range Transportation Plan (LRTP). The focus of the Hernando/Citrus MPO's investments to maintain system performance may include but is not limited to projects and programs in the following areas:

- Corridor improvements
- Intersection improvements (on NHS roads)
- Intersection improvements
- Projects evaluated in the CMP and selected for the TIP

-
- Investments in transit, bicycle, or pedestrian systems that are expected to promote mode shift
 - TSMO projects or programs
 - Travel demand management programs

The Hernando/Citrus MPO TIP has been evaluated and the anticipated effect of the overall program is that, once implemented, progress will be made towards achieving the statewide performance targets.

MPO Safety Performance Target Established

Safety was the first category of performance measures under the new Federal rules requiring adoption of performance targets. In March of 2016, the Highway Safety Improvement Program (HSIP) and Safety Performance Management Measures Rule (Safety PM Rule) was finalized and published in the *Federal Register*. The rule requires MPOs to set targets for the following safety-related performance measures and report progress to the State DOT:

- Fatalities;
- Serious Injuries;
- Nonmotorized Fatalities and Serious Injuries;
- Rate of Fatalities per 100 Million Vehicle Miles Traveled (VMT); and
- Rate of Serious Injuries per 100 Million VMT.

The 2016 Florida Strategic Highway Safety Plan (SHSP) is the statewide plan that focuses on how to accomplish the vision of eliminating fatalities and reducing serious injuries on all public roads. The SHSP was developed in coordination with Florida's 27 metropolitan planning organizations (MPOs) through Florida's Metropolitan Planning Organization Advisory Council (MPOAC). The SHSP development process included review of safety-related goals, objectives, and strategies in MPO plans. The SHSP guides FDOT, MPOs, and other safety partners in addressing safety and defines a framework for implementation activities to be carried out throughout the State.

The Florida SHSP and the Florida Transportation Plan (FTP) both commit to a visionary performance target of zero deaths. The FDOT Florida Highway Safety Improvement Program (HSIP) annual report documents the statewide interim performance measures toward that zero deaths vision.

Table 1: Historical Statistics by Performance Measure and Year, Hernando/Citrus MPO

Performance Measure	2011-2015 Average	2011-2015 % Change	2012-2016 Average	2012-2016 % Change	2013-2017 Average	2013-2017 % Change
Average Annual Fatalities ¹	49.2	4.7%	49.6	.8%	54	8.9%
Average Annual Serious Injuries ²	445	3.8%	461.2	3.6%	482.4	4.6%
Average Annual Fatality Rates ³	1.71	3.9%	1.458	-0.9%	1.541	5.7%
Average Annual Serious Injury Rates ⁴	13.329	3.1%	13.560	1.7%	13.794	1.7%
Average Annual Pedestrian and Bicyclist Fatalities and Serious Injuries ⁵	41	13.3%	43	4.9%	42.8	-0.5%
Average Annual Fatalities ¹	49.2	4.7%	49.6	.8%	54	8.9%

- 1 The average number of fatalities per year is the sum of the annual total fatalities for each year in the range divided by 5, to one decimal place. Fatalities are individuals listed on a Florida Traffic Crash Report (FTCR) form with injury code "5" – fatal (within 30 days).
- 2 The average number of serious injuries per year is the sum of the annual total serious injuries for each year in the range divided by 5, to one decimal place. Serious injuries are individuals listed on an FTCT form with injury code "4" – incapacitating.
- 3 The average fatality rate is an average of the yearly rate figures for the years in the range, to three decimal places. Each yearly rate is calculated by dividing the total number of fatalities for the year by the total traffic volume for the year. Traffic volume is expressed in 100 Million Vehicle-Miles and is the Daily Vehicle-Miles Traveled (sum for the region of the counts of vehicles per day times the length of the segments associated with the traffic) times the number of days in the year, divided by 100,000,000. This yields an annual volume of Vehicle-Miles. The number of fatalities divided by the traffic volume is the annual fatality rate. This measure averages the five annual rates within the measurement window and does NOT use the cumulative five-year fatalities over the cumulative five-year traffic volume.
- 4 The average serious injury rate is an average of the yearly rate figures for the years in the range, to three decimal places. Each yearly rate is calculated by dividing the total number of serious injuries for the year by the total traffic volume for the year. See (3) above for an explanation of traffic volume. The same traffic volume figure is used here in the same way.
- 5 The average serious injury rate is an average of the yearly rate figures for the years in the range, to three decimal places. Each yearly rate is calculated by dividing the total number of serious injuries for the year by the total traffic volume for the year. See (3) above for an explanation of traffic volume. The same traffic volume figure is used here in the same way.

**Source: fatality and serious injury counts from Florida Dept. of Transportation (FDOT) State Safety Office's Crash Analysis Reporting (CAR) database as of December 19, 2018; traffic volumes as published by the FDOT office of Transportation Data and Analytics at <http://www.fdot.gov/planning/statistics/mileage-rpts/>*

The MPO acknowledges FDOT statewide HSIP interim safety performance measures and FDOT's 2018 safety targets, which set the target at "0" for each performance measure to reflect the Department's goal of zero deaths. However, the MPO is setting its safety performance targets based upon data collected within the MPO planning area for previous years related to safety performance measures. On January 30, 2018, the MPO adopted Resolution 2018-01 to establish its own targets, a 5% reduction based on a five-year rolling average for the required safety performance measures. On February 19, 2019, the MPO adopted Resolution 2019-01 and reaffirmed its commitment to a 5% reduction based on a five-year rolling average for the required safety measures.

The 2019 targets documented in MPO Resolution 2019-01 are in the tables following.

Hernando/Citrus MPO Safety Performance Measures and Targets

The TIP considers potential projects that fall into specific investment priorities established by the MPO in the LRTP. For the Hernando/Citrus MPO this includes safety programs such as:

- Continued involvement and support for the Community Traffic Safety Team (CTST) and/or the Safe Routes to Schools (SRTS) Team to address infrastructure or behavior safety.
- Infrastructure examples: Installation of school flashing signals, roadway lighting, traffic calming, traffic signals.
- Behavioral safety examples: SRTS education/enforcement activities, pedestrian/bicycle safety education.

The TIP includes specific investment priorities that support each of the MPO's goals including safety, using a prioritization and project selection process established in the LRTP. The TIP prioritization process continues to use a data-driven method and stakeholder input to evaluate projects that have an anticipated effect of reducing both fatal and injury crashes. The MPO's goal of reducing fatal and serious injury crashes is linked to this investment plan and the process used in prioritizing the projects is consistent with Federal requirements.

Transit Asset Management Targets

The Transit Asset Management rule from the Federal Transit Administration (FTA) became effective on October 1, 2016. This rule applies to all recipients and subrecipients of Federal transit funding that own, operate, or manage public transportation capital assets. The rule introduces three key requirements: 1) new State of Good Repair (SGR) performance measures and targets, 2) revised National Transit Database (NTD) reporting requirements, and 3) new Transit Asset Management (TAM) Plan. MPOs are encouraged to incorporate Transit Asset Measures and targets in the LRTP and TIP through a process that includes a written agreement between the transit providers, the MPO, and FDOT.

“State of good repair” is defined as the condition in which a capital asset is able to operate at a full level of performance. This means the asset:

1. Is able to perform its designed function.
2. Does not pose a known unacceptable safety risk.
3. Its lifecycle investments have been met or recovered.

Transit agencies are required to report performance measures and targets annually, while MPOs may choose to revise or maintain their performance targets when they update their TIPs or LRTPs. MPOs are encouraged to consult and communicate with State DOTs and transit providers to ensure alignment of targets any time these agencies update or establish new targets.

Hernando/Citrus MPO Transit Asset Management Targets

On September 18, 2018, the MPO adopted Resolution 2018-11 to incorporate the performance targets and measures identified in the Transit Asset Management Plan for TheBus into the TIP shown in Table 2, Table 3, and Table 4 below.

TAM Performance Measures and Targets, Hernando County: Age

Age is the percent of revenue vehicles within a particular asset class that have met or exceeded their Useful Life Benchmark (ULB) for Hernando County, Florida by Vehicle Type and year, 2019-2023

Table 2: Percentage of Revenue Vehicles in Hernando County, Florida that have met or exceeded their ULB, by Revenue Vehicle Type and Target Year, 2019 to 2023

Revenue Vehicle Type	2019 Target	2020 Target	2021 Target	2022 Target	2023 Target
AB - Articulated Bus	N/A	N/A	N/A	N/A	N/A
AO – Automobile	N/A	N/A	N/A	N/A	N/A
BR- Over-the-road Bus	N/A	N/A	N/A	N/A	N/A
BU – Bus	10%	10%	10%	10%	N/A
CY – Cutaway Bus	10%	20%	20%	10%	10%
DB – Double Decked Bus	N/A	N/A	N/A	N/A	N/A
FB – Ferry Boat	N/A	N/A	N/A	N/A	N/A
MB – Mini-bus	N/A	N/A	N/A	N/A	N/A
MV – Mini-van	N/A	100%			
RT – Rubber-tire Vintage Trolley	N/A	N/A	N/A	N/A	N/A
SB – School Bus	N/A	N/A	N/A	N/A	N/A
SV – Sports Utility	N/A	N/A	N/A	N/A	N/A
TB – Trolley Bus	N/A	N/A	N/A	N/A	N/A
VN – Van	N/A	N/A	N/A	N/A	N/A
Custom 1	N/A	N/A	N/A	N/A	N/A
Custom 2	N/A	N/A	N/A	N/A	N/A

Revenue Vehicle Type	2019 Target	2020 Target	2021 Target	2022 Target	2023 Target
Custom 3	N/A	N/A	N/A	N/A	N/A

Table 3: Percentage of Equipment in Hernando County, Florida that have met or exceeded their ULB, by Equipment Type and Target Year, 2019 to 2013

Equipment Type	2019 Target	2020 Target	2021 Target	2022 Target	2023 Target
Non-Revenue / Service Automobile	N/A	N/A	N/A	N/A	N/A
Steel Wheel Vehicles	N/A	N/A	N/A	N/A	N/A
Trucks and other Rubber Tire Vehicles	N/A	N/A	N/A	N/A	N/A
Intelligent Transportation System	N/A	N/A	N/A	N/A	N/A
Electronic Farebox System	N/A	N/A	N/A	N/A	N/A
Custom 3	N/A	N/A	N/A	N/A	N/A

**This table is included in the document to provide information for the State and Federal Governments*

Table 4: Percentage of Facilities in Hernando County, Florida that have met or exceeded their ULB, by Facility Type and Target Year, 2019 to 2023

Facility Type	2019 Target	2020 Target	2021 Target	2022 Target	2023 Target
Administration	N/A	N/A	N/A	N/A	N/A
Maintenance	N/A	N/A	N/A	N/A	N/A
Parking Structures	N/A	N/A	N/A	N/A	N/A
Passenger Facilities	N/A	N/A	N/A	N/A	N/A
Equipment Storage Facility	N/A	N/A	N/A	N/A	N/A
Custom 2	N/A	N/A	N/A	N/A	N/A
Custom 3	N/A	N/A	N/A	N/A	N/A

**This table is included in the document to provide information for the State and Federal Governments*

TAM Performance Measures and Targets, Citrus County: Age

On September 18, 2018, the MPO adopted Resolution 2018-11 to incorporate the performance targets and measures identified in the Citrus County Asset Management Plan for Citrus Transit into the TIP shown in Table 5, Table 6, and Table 7 below.

Table 5: Percentage of Revenue Vehicles in Citrus County, Florida that have met or exceeded their ULB, by Revenue Vehicle Type and Target Year, 2019 to 2013

Revenue Vehicle Type	2019 Target	2020 Target	2021 Target	2022 Target	2023 Target
AB-Articulated Bus	N/A	N/A	N/A	N/A	N/A
AO – Automobile	N/A	N/A	N/A	N/A	N/A
BR- Over-the-road Bus	N/A	N/A	N/A	N/A	N/A
BU – Bus	N/A	N/A	N/A	N/A	N/A
CY – Cutaway Bus	20%	20%	20%	20%	20%
DB – Double Decked Bus	N/A	N/A	N/A	N/A	N/A
FB – Ferry Boat	N/A	N/A	N/A	N/A	N/A
MB – Mini-bus	N/A	N/A	N/A	N/A	N/A
MV – Mini-van	100%	N/A	N/A	N/A	N/A
RT – Rubber-tire Vintage Trolley	N/A	N/A	N/A	N/A	N/A
SB – School Bus	N/A	N/A	N/A	N/A	N/A
SV – Sports Utility	N/A	N/A	N/A	N/A	N/A
TB – Trolley Bus	N/A	N/A	N/A	N/A	N/A
VN – Van	N/A	N/A	N/A	N/A	N/A
Generator	0%	N/A	N/A	N/A	N/A
Custom 2	N/A	N/A	N/A	N/A	N/A
Custom 3	N/A	N/A	N/A	N/A	N/A

Table 6: Percentage of Equipment in Citrus County, Florida that have met or exceeded their ULB, by Equipment Type and Target Year, 2019 to 2023

Equipment Type	2019 Target	2020 Target	2021 Target	2022 Target	2023 Target
Non-Revenue / Service Automobile	N/A	N/A	N/A	N/A	N/A
Steel Wheel Vehicles	N/A	N/A	N/A	N/A	N/A
Trucks and other Rubber Tire Vehicles	N/A	N/A	N/A	N/A	N/A
Intelligent Transportation System	N/A	N/A	N/A	N/A	N/A
Electronic Farebox System	N/A	N/A	N/A	N/A	N/A
Custom 3	N/A	N/A	N/A	N/A	N/A

**This table contains no values for the target years. It is included in the document to provide information for the State and Federal Governments*

Table 7: Percentage of Facilities in Citrus County, Florida that have met or exceeded their ULB, by Facility Type and Target Year, 2019 to 2023

Facility Type	2019 Target	2020 Target	2021 Target	2022 Target	2023 Target
Administration	N/A	N/A	N/A	N/A	N/A
Maintenance	N/A	N/A	N/A	N/A	N/A
Parking Structures	N/A	N/A	N/A	N/A	N/A
Passenger Facilities	N/A	N/A	N/A	N/A	N/A
Equipment Storage Facility	N/A	N/A	N/A	N/A	N/A
Custom 2	N/A	N/A	N/A	N/A	N/A
Custom 3	N/A	N/A	N/A	N/A	N/A

**This table contains no values for the target years. It is included in the document to provide information for the State and Federal Governments*

Major Projects

The following Major Capacity/Congestion projects were initiated or scheduled for a production phase in FY 2020:

Table 8: Major Capacity/Congestion Projects for Citrus and Hernando Counties, By Facility, 2019

Facility	From	To	Activity	Project Phase	Year
Suncoast Parkway II (SR 589)	SR 44	CR 486	New 4 lane Toll Road	CONST	2024
SR 50/US 98 (Cortez Blvd.)	Lockhart Road	E. of Remington Road	Add 2 lanes (existing 4)	CONST	2020
SR 50/US 98 (Cortez Blvd.)	Windmere Rd.	US 98 (McKethan Rd.)	Add 2 lanes (existing 4)	CONST	2020
SR 50 (Cortez Blvd.)	US 98 (McKethan Rd.)	US 301 (Treiman Blvd.)	Add 2 lanes (existing 2)	CONST	2020
CR 578 (County Line Rd.)	Toll 589 (Suncoast Pkwy.)	US 41 (Broad St.)	Construct 4 lanes	CONST	2019
SR 50 Bypass	CR 485 (Cobb Rd.)	W. of Buck Hope Road	Add 2 lanes (existing 4)	CONST	2023
SR 50 Bypass	W. of Buck Hope Road	Jefferson Street (50A)	Add 2 lanes (existing 4)	CONST	2024
US 41 (SR 45) (N. Florida Ave.)	SR 44 (E. Gulf to Lake Hwy.)	S of Withlacoochee Trail Bridge	Add 2 lanes (existing 2)	CONST	2023
US 41 (SR 45) (N. Florida Ave.)	S of Withlacoochee Trail Bridge	Live Oak Ln.	Add 2 lanes (existing 2)	ROW	2020-2021
US 41 (SR 45) (N. Florida Ave.)	Live Oak Ln.	Arlington St.	Add 2 lanes (existing 2)	ROW	2024
SR 50 (Cortez Blvd.)	US 301/SR 35 (Treiman Blvd.)	Hernando/Sumter Co. Line	Add 2 lanes (existing 2)	ADV ROW	2022

Complete Streets

The following Complete Streets Transportation Alternative projects were initiated or scheduled for a production phase in FY 2020:

Table 9: Complete Streets Transportation Alternative Projects for Hernando/Citrus MPO, by Project/Corridor, 2019

Project/Corridor	From	To	Project Type	Project Phase/Year
Explorer K-8 - Sidewalks (SRTS Application)	w/n 2-mile radius of school		SRTS	CST 2022
JD Floyd K-8 - Sidewalks (SRTS Application)	w/n 2-mile radius of school		SRTS	CST 2020
Brooksville Elementary - Sidewalk (SRTS Application)	w/n 2-mile radius of school		SRTS	CST 2020
Westside Elementary - Sidewalk (SRTS application)	w/n 2-mile radius of school		SRTS	CST 2020
GNT Gap Connector Trail - Multi-Use Trail	SR50/Cortez Blvd.	GNT	ST	CST 2020
West GNT Trail Connector - Multi-Use Trail	W Suncoast Pkwy	SR 50/Cortez Blvd.	ST	CST 2020
Deltona Blvd. - Sidewalk	Elgin Blvd.	SR 50	TA	CST 2021
Deltona Blvd. - Sidewalk	Spring Hill Dr.	Begonia St.	TA	CST 2021
E. Linden Dr.- Sidewalk	Coronado Dr.	Spring Hill Dr.	TA	CST 2021
Elgin Blvd. - Sidewalk	Deltona Blvd.	Mariner Blvd.	TA	CST 2022
S Linden Dr. - Sidewalk	County Line Rd.	Spring Hill Dr.	TA	CST 2024
US 19/SR 55/S. Suncoast Blvd. - Multi-Use Trail	Hernando/Citrus County Line	W. Green Acres St.	RRR	CST 2020
Forest Ridge Elementary - Phase I Sidewalk	W. Norvell Bryant Hwy (CR 486)	W. Lake Beverly Dr.	SRTS	CST 2021
Withlacoochee State Trail (WST) Connector	WST Northern Terminus	Dunnellon Trailhead	ST	CST 2019
Pleasant Grove Elementary (CR 581) - Sidewalk	Pleasant Grove Rd.	W. Gulf to Lake Hwy (SR 44)	SRTS	CST 2020
N Turkey Oak Dr.	SR 44	US 19	SRTS	CST 2021
Withlacoochee State Trail (WST) - Rehabilitation	Hernando/Citrus County Line	Citrus/Marion County Line	TBD	Feasibility Study 2020
Eastside Elementary - Sidewalk	w/n 2-mile radius of school		SRTS	PE 2022

Project/Corridor	From	To	Project Type	Project Phase/Year
Fox Chapel Middle School - Sidewalk	w/n 2-mile radius of school		SRTS	PE 2022
W. Landover Blvd.	Northcliffe Blvd.	Elgin Blvd.	TA	CST 2023

Public Involvement

As previously noted, it is the policy of the Hernando/Citrus MPO to agenda public input at all of its meetings. The public participation process is outlined in the MPO's Public Participation Plan (PPP) which can be accessed at the following link: **Error! Hyperlink reference not valid.** <https://www.hernandocounty.us/departments/departments-f-m/metropolitan-planning-organization-new/get-involved> The PPP was updated in September 2018 . The PPP outlines goals and objectives for actively engaging the public in its programs and processes to ensure transparency. In addition to the MPO providing a newsletter, the Citizens Advisory Committee (CAC) and Bicycle Advisory Committee (BPAC) is used to enhance public involvement throughout the planning process. As part of the LRTP update, a series of stakeholder interviews and workshops are being conducted in 2019. The MPO website is routinely updated with relevant announcements and information. The draft FY 2019/2020-2023/2024 TIP was posted on the MPO's website during the review process 30 days prior to adoption of the document by the MPO Board at its meeting on June 18, 2019. <https://www.fdot.gov/planning/policy/metrosupport/>

Amendments

At times, the TIP may require changes that are necessitated by the addition of a new project to the FDOT 5-Year Work Program that is not yet in the TIP or changes due to monetary revisions to the State's Budget. Such changes are reflected in the TIP through amendments. Proposed amendments are generally presented to the public as part of the MPO's regularly advertised meetings. Copies of the proposed amendments are made part of the agenda package which is available for public review on the MPO's website. After approval by the MPO, amendments are attached at the end of the original TIP, and submitted to the State for inclusion in the STIP.

Certification

In April 2014, Governor Rick Scott authorized the redesignation, planning area boundary expansion and reapportionment of the Hernando County MPO. This redesignation resulted in the renaming and expansion of the MPO to the Hernando/Citrus MPO. The MPO participates in an annual joint-certification process with FDOT District 7 staff, the last of which concluded in April 2018.

FIVE-YEAR FUNDED PROJECTS

HERNANDO/CITRUS MPO FIVE-YEAR FUNDED PROJECTS

Introduction

This section of the TIP is based on input from the FDOT. It incorporates all the major bridge, highway, rail, intersection, maintenance, repair, reconstruction, replacement, and new construction projects currently programmed for accomplishment with State and/or Federal funds in the Hernando/Citrus MPO Area.

Specifically included are projects on the Interstate, National Highway System (NHS), and Strategic Intermodal System (SIS). Also included are projects on all other (non-interstate and non-NHS) categories of roads that needed to be highlighted.

The primary purpose of this section is to provide details of area priorities, funding, phasing, cost estimates, and the timings of the Hernando/Citrus MPO improvements projected for implementation for Surface Transportation Program (STP) and other non-local funds.

Fiscal Summary of TIP Projects for FY 2019/20 - 2023/24

A Fund Summary of the TIP is provided below to demonstrate financial feasibility of the projects programmed in the next five years.

Table 10: Five-Year TIP Fund Summary for the FDOT District 7 by Fund Name, 2020-2024

Fund	Fund Name	> 2020	2020	2021	2022	2023	2024	> 2024	All Years
ACID	ADV CONSTRUCTION SAFETY (HSID)	0	1,414,509	0	0	0	0	0	1,414,509
ACNP	ADVANCE CONSTRUCTION NHPP	3,545,395	60,902,585	6,055,711	0	0	36,932,171	0	107,435,862
ACSA	ADVANCE CONSTRUCTION (SA)	533,181	0	0	0	0	0	0	533,181
ACSL	ADVANCE CONSTRUCTION (SL)	31,902	0	0	0	0	0	0	31,902
ACSS	ADVANCE CONSTRUCTION (SS, HSP)	0	71,732	2,296,421	0	0	0	0	2,368,153

Fund	Fund Name	> 2020	2020	2021	2022	2023	2024	> 2024	All Years
CM	CONGESTION MITIGATION - AQ	0	73,503	0	1,843,091	0	0	0	1,916,594
D	UNRESTRICTED STATE PRIMARY	50,105,906	3,150,000	3,230,000	3,230,000	3,230,000	3,230,000	0	66,175,906
DC	STATE PRIMARY PE CONSULTANTS	\$1,626	0	0	0	0	0	0	1,626
DDR	DISTRICT DEDICATED REVENUE	10,484,229	13,452,442	21,236,122	14,861,121	7,653,746	0	0	67,687,660
DI	ST. - S/W INTER/INTRASTATE HWY	22,408,597	0	0	0	8,564,545	0	0	30,973,142
DIH	STATE IN-HOUSE PRODUCT SUPPORT	1,741,524	2,184,630	634,284	472,868	287,236	0	0	5,320,542
DPTO	STATE - PTO	2,541,205	991,510	1,346,190	1,180,081	888,106	1,109,480	0	8,056,572
DS	STATE PRIMARY HIGHWAYS & PTO	9,080,583	1,011,267	0	5,096,376	3,916,244	0	0	19,104,470
DU	STATE PRIMARY/FEDERAL REIMB	11,633,398	525,543	614,001	669,656	705,884	734,671	0	14,883,153
EB	EQUITY BONUS	1,009,491	0	0	0	0	0	0	1,009,491
FAA	FEDERAL AVIATION ADMIN	0	7,394,300	486,000	12,219,900	0	0	0	20,100,200
FTA	FEDERAL TRANSIT ADMINISTRATION	10,093,786	1,800,000	1,800,000	1,800,000	900,000	0	0	16,393,786
GFSA	GF STPBG ANY AREA	0	9,188,493	0	0	0	0	0	9,188,493
GFSL	GF STPBG <200K<5K (SMALL URB)	0	1,836,008	0	0	0	0	0	1,836,008
GFSN	GF STPBG <5K (RURAL)	0	291,351	0	0	0	0	0	291,351
GMR	GROWTH MANAGEMENT FOR SIS	2,417,000	0	0	0	0	0	0	2,417,000
GRSC	GROWTH MANAGEMENT FOR SCOP	0	605,287	653,795	678,513	731,923	0	0	2,669,518
HSP	SAFETY (HIWAY SAFETY PROGRAM)	100,709	0	0	0	0	0	0	100,709

Fund	Fund Name	> 2020	2020	2021	2022	2023	2024	> 2024	All Years
LF	LOCAL FUNDS	16,676,320	9,782,537	2,522,738	3,095,397	1,410,616	1,540,868	0	35,028,476
LFP	LOCAL FUNDS FOR PARTICIPATING	0	499,162	533,316	488,933	486,428	0	0	2,007,839
NHPP	IM, BRDG REPL, NATNL HWY-MAP21	821,170	0	0	0	0	0	0	821,170
NHRE	NAT HWY PERFORM - RESURFACING	0	2,181,385	0	0	0	0	0	2,181,385
PKBD	TURNPIKE MASTER BOND FUND	92,476,314	0	0	12,000,000	0	64,714,000	0	169,190,314
PKED	2012 SB1998-TURNPIKE FEEDER RD	6,524,808	0	0	0	0	0	0	6,524,808
PKYI	TURNPIKE IMPROVEMENT	83,695,742	5,968,372	2,200,000	7,041,004	0	0	0	98,905,118
PKYO	TURNPIKE TOLL COLLECTION/OPER.	0	82,080	0	0	0	0	0	82,080
PKYR	TURNPIKE RENEWAL & REPLACEMENT	4,145	0	0	0	0	0	0	4,145
PL	METRO PLAN (85% FA; 15% OTHER)	896,637	507,012	507,012	507,012	507,012	0	0	2,924,685
RED	REDISTR. OF FA (SEC 1102F)	48,983	0	0	0	0	0	0	48,983
SA	STP, ANY AREA	7,541,030	6,513,200	0	0	64,750	0	0	14,118,980
SCED	2012 SB1998-SMALL CO OUTREACH	0	256,410	256,410	256,410	256,410	0	0	1,025,640
SCOP	SMALL COUNTY OUTREACH PROGRAM	0	245,599	249,231	251,684	167,618	0	0	914,132
SCWR	2015 SB2514A-SMALL CO OUTREACH	0	299,487	300,385	280,188	303,333	0	0	1,183,393
SL	STP, AREAS <= 200K	5,181,114	2,014,102	3,262,479	12,500	12,500	12,500	0	10,495,195
SN	STP, MANDATORY NON-URBAN <= 5K	682,749	1,385,819	686,660	684,162	670,360	684,458	0	4,794,208
SR2S	SAFE ROUTES - INFRASTRUCTURE	34,746	0	0	0	0	0	0	34,746
SR2T	SAFE ROUTES - TRANSFER	1,533,513	648,898	2,234,516	510,551	0	0	0	4,927,478

Fund	Fund Name	> 2020	2020	2021	2022	2023	2024	> 2024	All Years
TALL	TRANSPORTATION ALTS- <200K	16,626	344,553	338,573	348,236	348,774	348,387	0	1,745,149
TALN	TRANSPORTATION ALTS- < 5K	0	54,693	0	0	0	0	0	54,693
TALT	TRANSPORTATION ALTS- ANY AREA	762,879	1,109,544	525,782	2,470,716	246,242	314,982	0	5,430,145
TLWR	2015 SB2514A-TRAIL NETWORK	5,553,619	7,755,285	0	14,376,388	0	0	0	27,685,292
	Grand Total	348,178,927	144,541,298	51,969,626	84,374,787	31,351,727	109,621,517	0	770,037,882

**Effective Date: 04/03/2019 Florida Department of Transportation Run: 04/05/2019 15.01.31*

FULL PROJECT COSTS AND OTHER PROJECT DETAILS

Projects on the Strategic Intermodal System (SIS)

The normal project production sequence is to have a Project Development and Environment (PD&E) phase, a Design (PE) phase, a Right of Way (ROW) phase, and a Construction (CST) phase. Some projects may not have a ROW phase, if land is not needed to complete the project. Costs on the TIP pages for projects on the SIS will have historical costs, five years of the current TIP and five years beyond the current TIP, which may or may not be the total project cost. If there is no CST phase on the TIP page, then the entry will probably not be reflective of the total project cost. For some projects, such as resurfacing, safety or operational project, there may not be a total cost provided but rather additional details on that program.

The SIS is a network of high priority transportation facilities which includes the State's largest and most significant commercial service airports, spaceport, deep-water seaports, freight rail terminals, passenger rail and intercity bus terminals, rail corridors, waterways and highways. All projects on the SIS will have a SIS identifier on the TIP page (see example TIP page below).

For costs beyond the ten-year window, access to the LRTP is provided. The LRTP reference on the TIP page provides the information necessary to locate the full project costs and/or additional details regarding the project in the LRTP (see example Table 11 and Table 12 below).

Table 11: Example TIP Project Listing, Five-Year TIP 2020-2024 Descriptive Information for Project Item Number 411012 2

Descriptor	Descriptor Information
Project Item Number:	411012 2
LRTP:	Objectives 1.2, 1.4, 1.8, 1.9 (Pages 5-11, 6-6 through 6-7); Appendix H
District:	07
County:	Hernando
Project Description:	I-75 (SR) From N of SR 60 to Hernando/Sumter Co/L *SIS*
Type of Work:	Add Lanes & Rehabilitate Pvmnt
Project Length:	13.084

Table 12: Example TIP Project Listing Funding Table for Project Item Number 411012 2 by Fund and Phase, Hernando/Citrus MPO

Fund	< 2017	2017	2018	2019	2020	2021	> 2021	All Years
Preliminary Engineering / Managed by FDOT								
-Total Outside Years	4,176,639	0	0	0	0	0	0	4,176,639
Right of Way / Managed by FDOT								
-Total Outside Years	604,682							604,682
Environmental / Managed by FDOT								
-Total Outside Years	37,767							37,767
Design Build / Managed by FDOT								
-Total Outside Years	23,439,964							23,439,964
Item 411012 2 Totals	28,259,052							28,259,052

Non- SIS Projects

The normal project production sequence is to have a Project Development and Environment (PD&E) phase, a Design (PE) phase, a Right of Way (ROW) phase, and a Construction (CST) phase. Some projects may not have a ROW phase, if land is not needed to complete the project. Costs on the TIP pages for projects not on the SIS will have historical costs and five years of the current TIP, which may or may not be the total project cost. If there is no CST phase on the TIP page, then the entry will probably not be reflective of the total project cost. For some projects, such as resurfacing, safety or operational projects, there may not be a total cost provided but rather additional details on that program.

Total project costs and other project details will be accessible in the TIP for all non-SIS projects in the TIP. All projects not on the SIS will have a Non-SIS identifier on the TIP page (see example TIP page below).

For costs beyond the five-year window, access to the LRTP is provided. The LRTP reference on the TIP page provides the information necessary to locate the full project costs and/or additional details regarding the project in the LRTP (see example Table 13 and Table 14 below). If there is no LRTP reference in the TIP, full project costs are provided in the TIP.

Table 13: Example TIP Project Listing Five-Year TIP 2020-2024 Descriptive Information for Project Item Number 436712 1, Hernando/Citrus MPO

Descriptor	Descriptor Information
Project Item Number:	436712 1
LRTP Objectives:	Objectives 2.3, 3.4, 3.5 (Pages 6-8 through 6-9); Appendix H
District:	07
County:	Hernando
Type of Work:	Brooksville from Croom Road to US 41 (Broad Street) *Non-SIS*
Extra Description	Sidewalk, Design and Construct 5' sidewalks
Project Length:	.819

Table 14: Example TIP Project Listing Five-Year TIP 2020-2024 Funding Table for Project Item Number 436712 1 by Fund and Phase, Hernando/Citrus MPO

Fund	< 2017	2017	2018	2019	2020	2021	> 2021	All Years
Preliminary Engineering / Managed by Hernando County Board of County Commissioners								
-SR2T – Safe Routes - Transfer	0	54,799	0	0	0	0	0	54,799
Construction / Managed by Hernando County Board of County Commissioners								
Tall – Transportation Alts- < 200K	0	0	0	0	291,985			291,985
Item 436712 1 Totals	0	54,799	0	0	291,985			291,985
Project Total	28,259,052							28,259,052

Disclaimer:

The “Total Project Cost” amount displayed for each of the federal and state funded projects in the TIP represents 10 years of programming in the Florida Department of Transportation’s (FDOT’s) Work Program database for projects on the Strategic Intermodal System (SIS) (FYs 2019-2028), and 5 years of programming in the FDOT Work Program for non-SIS projects (FY 2020-2024), plus historical cost information for all projects having expenditures paid by FDOT prior to FY 2020 .

For a more comprehensive view of a particular project's anticipated total project cost for all phases of the project, please refer to the Long Range Transportation Plan (LRTP). The Effective Date for the following tables is 04/03/2019 they are from the Florida Department of Transportation Run: 04/05/2019 14.58.54

Five-Year TIP 2020-2024 Project Listings: Highway

Project Item Number: 257165 3

Table 15: Five-Year TIP 2020-2024 Descriptive Information for Project Item Number 257165 3, Hernando/Citrus MPO

Descriptor	Descriptor Information
Project Item Number:	257165 3
LRTP Objectives:	1.3, 1.4, 1.8 (pages 6-6 through 6-7): Appendix H
District:	07
County:	Citrus
Project Description	US 41 (SR 45) FROM SR 44 TO S OF WITHLACOOCHEE TRAIL BRIDGE *NON-SIS*
Type of Work:	ADD LANES & REHABILITATE PVMNT
Extra Description:	2 TO 4 LANES
Project Length:	.998

Table 16: Five-Year TIP 2020-2024 Funding Table for Project Item Number 257165 3, by Fund and Phase, Hernando/Citrus MPO

Fund	< 2020	2020	2021	2022	2023	2024	> 2024	All Years
Right of Way / Managed by FDOT								
CM -Congestion Management - AQ	0	0	0	1,843,091	0	0	0	1,843,091
DDR -District Dedicated Revenue	0	1,827,635	2,659,525	3,180,561	0	0	0	7,667,721
DIH -State In-House Product Support	245,000	295,000	40,000	0	0	0	0	580,000
DS -State Primary Highways and PTO	3,459	92,366	0	20,656	0	0	0	116,481
GFSA -GF STPBG Any Area	0	4,740,206	0	0	0	0	0	4,740,206
GFSN -GF STPBG < 5K (Rural)	0	291,351	0	0	0	0	0	291,351
SN -STP, Mandatory Non-Urban ≤ 5K	645,249	1,373,319	674,160	671,662	0	0	0	3,364,390
Construction / Managed by FDOT								
DDR -District Dedicated Revenue	0	0	0	0	7,542,300	0	0	7,542,300

Fund	< 2020	2020	2021	2022	2023	2024	> 2024	All Years
DIH - State In-House Product Support	0	0	0	0	168,283	0	0	168,283
DS - State Primary Highways and PTO	0	0	0	0	3,916,244	0	0	3,916,244
SN - STP, Mandatory Non-Urban ≤ 5K	0	0	0	0	657,860	0	0	657,860
Item 257165 3 Totals:	893,708	8,619,877	3,373,685	5,715,970	12,284,687	0	0	30,887,927

Project Item Number: 257165 4

Table 17: Five-Year TIP 2020-2024 Descriptive Information for Project Item Number 257165 4, Hernando/Citrus MPO

Descriptor	Descriptor Information
Project Item Number:	257165 4
L RTP Objectives:	1.3, 1.4, 1.8 (pages 6-6 through 6-7): Appendix H
District:	07
County:	Citrus
Project Description	US 41 (SR 45) FROM S OF WITHLACOOCHEE TRAIL BRIDGE TO E OF LIVE OAK LN *NON-SIS*
Type of Work:	ADD LANES & REHABILITATE PVM
Extra Description:	2 TO 4 LANES
Project Length:	.899

Table 18: Five-Year TIP 2020-2024 Project Item Number 257165 4 Funding Table, by Fund and Phase, Hernando/Citrus MPO

Fund	<2020	2020	2021	2022	2023	2024	>2024	All Years
Right of Way / Managed by FDOT								
DDR -District Dedicated Revenue	0	330,189	3,289,242	3,912,869	0	0	0	7,532,300
DIH -State In-House Product Support	0	300,101	300,101	0	0	0	0	600,202
DS - State Primary Highways and PTO	0	43,000	0	0	0	0	0	43,000
Item 257165 4 Totals:	0	673,290	3,589,343	3,912,869	0	0	0	8,175,502

Project Item Number: 257165 5**Table 19: Five-Year TIP 2020-2024 Descriptive Information for Project Item Number 257165 5, Hernando/Citrus MPO**

Descriptor	Descriptor Information
Project Item Number:	257165 5
L RTP Objectives:	1.3, 1.4, 1.8 (pages 6-6 through 6-7): Appendix H
District:	07
County:	Citrus
Project Description	US 41 (SR 45) FROM E OF LIVE OAK LANE TO E OF ARLINGTON *NON-SIS*
Type of Work:	ADD LANES & REHABILITATE PVMNT
Extra Description:	2 TO 4 LANES
Project Length:	.897

Table 20: Five-Year TIP 2020-2024 Project Item Number 257165 5 Funding Table, by Fund and Phase, Hernando/Citrus MPO

Fund	<2020	2020	2021	2022	2023	2024	>2024	All Years
Right of Way / Managed by FDOT								
SN -STP, Mandatory Non-Urban ≤ 5K	0	0	0	0	0	671,958	0	671,958
Item 257165 5 Totals:	0	0	0	0	0	671,958	0	671,958
Project Total:	893,708	9,293,167	6,963,028	9,628,839	12,284,687	671,958	0	39,735,387

Project Item Number: 405822 5**Table 21: Five-Year TIP 2020-2024 Descriptive Information for Project Item Number 405822 5, Hernando/Citrus MPO**

Descriptor	Descriptor Information
Project Item Number:	405822 5
L RTP Objectives:	1.3, 1.4, 1.8 (pages 6-6 through 6-7): Appendix H
District:	07
County:	CITRUS
Project Description	US 19 FROM CARDINAL ST TO GREEN ACRES ST *SIS*
Type of Work:	ADD LANES & RECONSTRUCT
Extra Description:	4 TO 6 LANES
Project Length:	4.090

Table 22: Five-Year TIP 2020-2024 Project Item Number 405822 5 Funding Table, by Fund and Phase, Hernando/Citrus MPO

Fund	<2020	2020	2021	2022	2023	2024	>2024	All Years
Preliminary Engineering / Managed by FDOT								
DDR - District Dedicated Revenue	505,217	0	0	0	0	0	0	505,217
DIH - State In-House Product Support	19,628	0	0	0	0	0	0	19,628
DS - State Primary Highways and PTO	56,600	0	0	0	0	0	0	56,600
SA -STP, Any Area	1,760,062	0	0	0	0	0	0	1,760,062
Environmental / Managed by FDOT								
SA -STP, Any Area	0	0	0	0	64,750	0	0	64,750
Item 405822 5 Totals:	2,341,507	0	0	0	64,750	0	0	2,406,257
Project Total:	2,341,507	0	0	0	64,750	0	0	2,406,257

Project Item Number: 435295 2**Table 23: Five-Year TIP 2020-2024 Project Item Number 435295 2 Descriptive Information for Project Item, Hernando/Citrus MPO**

Descriptor	Descriptor Information
Project Item Number:	435295 2
L RTP Objectives:	2.2, 3.9, 3.10 (pages 6-8 through 6-10)
District:	07
County:	Citrus
Project Description	W CITRUS SPRINGS BLD FROM N SANTOS DR TO US 41 *NON-SIS*
Type of Work:	RESURFACING
Extra Description:	2 LANES
Project Length:	2.323

Table 24: Five-Year TIP 2020-2024 Project Item Number 435295 2 Funding Table, by Fund and Phase, Hernando/Citrus MPO

Fund	<2020	2020	2021	2022	2023	2024	>2024	All Years
Construction / Responsible Agency Not Available								
GRSC - Growth Management for Scop	0	0	643,185	0	0	0	0	643,185
LF - Local Funds	0	0	140,127	0	0	0	0	140,127
LFP -Local Funds for Participating	0	0	379,691	0	0	0	0	379,691
SCED -2012 SB1998-Small Co Outreach	0	0	102,240	0	0	0	0	102,240
SCOP -Small County Outreach Program	0	0	245,355	0	0	0	0	245,355
SCWR -2015 SB2514A-Small Co Outreach	0	0	8,166	0	0	0	0	8,166
Item 435295 2 Totals:	0	0	1,518,764	0	0	0	0	1,518,764
Project Total:	0	0	1,518,764	0	0	0	0	1,518,764

Project Item Number: 435296 1**Table 25: Five-Year TIP 2020-2024 Descriptive Information for Highways Project Item Number 435296 1, Hernando/Citrus MPO**

Descriptor	Descriptor Information
Project Item Number:	435296 1
LRTP Objectives:	2.2, 3.9, 3.10 (pages 6-8 through 6-10)
District:	07
County:	Citrus
Project Description	CR 491 FROM GROVER CLEVELAND BLVD TO OCALA STREET *NON-SIS*
Type of Work:	RESURFACING
Extra Description:	4 LANES
Project Length:	3.142

Table 26: Five-Year TIP 2020-2024 Project Item Number 435296 1 Funding Table, by Fund and Phase, Hernando/Citrus MPO

Fund	<2020	2020	2021	2022	2023	2024	>2024	All Years
Construction / Responsible Agency Not Available								
GRSC - Growth Management for Scop	0	605,287	0	0	0	0	0	605,287
LFP – Local Funds for Participating	0	499,162	0	0	0	0	0	499,162
SCED -2012 SB1998- Small Co Outreach	0	256,410	0	0	0	0	0	256,410
SCOP - Small County Outreach Program	0	245,599	0	0	0	0	0	245,599
SCWR -2015 SB2514A- Small Co Outreach	0	299,487	0	0	0	0	0	299,487
Item 435296 1 Totals:	0	1,905,945	0	0	0	0	0	1,905,945
Project Total:	0	1,905,945	0	0	0	0	0	1,905,945

Project Item Number: 437514 1**Table 27: Five-Year TIP 2020-2024 Descriptive Information for Project Item Number 437514 1, Hernando/Citrus MPO**

Descriptor	Descriptor Information
Project Item Number:	437514 1
L RTP Objectives:	2.2, 2.3, 3.4, 3.5, 3.9 (pages 6-8 through 6-10)
District:	07
County:	Citrus
Project Description	US 19/US 98/SR 55/S SUNCOAST BLVD FR HERNANDO CO LN TO W GREEN ACRES *SIS*
Type of Work:	RESURFACING
Extra Description:	4 LANES
Project Length:	6.811

Table 28: Five-Year TIP 2020-2024 Project Item Number 437514 1 Funding Table, by Fund and Phase, Hernando/Citrus MPO

Fund	<2020	2020	2021	2022	2023	2024	>2024	All Years
Preliminary Engineering / Managed by FDOT								
DC -State Primary PE Consultants	1,626	0	0	0	0	0	0	1,626
DDR - District Dedicated Revenue	2,553,843	0	0	0	0	0	0	2,553,843
DIH - State In-House Product Support	32,010	0	0	0	0	0	0	32,010
DS - State Primary Highways and PTO	138,155	0	0	0	0	0	0	138,155
Construction / Managed by FDOT								
ACID -Adv Construction Safety (HSID)	0	1,413,509	0	0	0	0	0	1,413,509
DDR - District Dedicated Revenue	0	3,256,839	0	0	0	0	0	3,256,839
DIH - State In-House Product Support	0	212,278	0	0	0	0	0	212,278
DS - State Primary Highways and PTO	1,464	0	0	0	0	0	0	1,464
GFS A -GF STPBG Any Area	0	1,919,062	0	0	0	0	0	1,919,062
NHRE -NAT HWY Perform – Resurfacing	0	2,181,385	0	0	0	0	0	2,181,385

Fund	<2020	2020	2021	2022	2023	2024	>2024	All Years
SA -STP, Any Area	0	6,513,200	0	0	0	0	0	6,513,200
Item 437514 1 Totals:	2,727,098	15,496,273	0	0	0	0	0	18,223,371

Project Item Number: 437514 2

Table 29: Five-Year TIP 2020-2024 Descriptive Information for Project Item Number 437514 2, Hernando/Citrus MPO

Descriptor	Descriptor Information
Project Item Number:	437514 2
LRTP Objectives:	2.2, 2.3, 3.4, 3.5, 3.9 (pages 6-8 through 6-10)
District:	07
County:	Citrus
Project Description	US 19/US 98/SR 55/S SUNCOAST BLVD FR HERNANDO CO LN TO W GREEN ACRES. *SIS*
Type of Work:	BIKE PATH/TRAIL
Extra Description:	DESIGN AND CONSTRUCT 10FT SHARED USE PATH ON EAST SIDE OF 19
Project Length:	6.811

Table 30: Five-Year TIP 2020-2024 Project Item Number 437514 2 Funding Table, by Fund and Phase, Hernando/Citrus MPO

Fund	<2020	2020	2021	2022	2023	2024	>2024	All Years
Preliminary Engineering / Managed by FDOT								
DIH - State In-House Product Support	3,000	0	0	0	0	0	0	3,000
DS - State Primary Highways and PTO	1,116,345	0	0	0	0	0	0	1,116,345
Right of Way / Managed by FDOT								
DIH - State In-House Product Support	509	0	0	0	0	0	0	509
Construction / Managed by FDOT								
DDR - District Dedicated Revenue	0	0	8,691,957	0	0	0	0	8,691,957
DIH - State In-House Product Support	0	0	125,109	0	0	0	0	125,109

Fund	<2020	2020	2021	2022	2023	2024	>2024	All Years
Item 437514 2 Totals:	1,119,854	0	8,817,066	0	0	0	0	9,936,920
Project Total:	3,846,952	15,496,273	8,817,066	0	0	0	0	28,160,291

Project Item Number: 439698 1

Table 31: Five-Year TIP 2020-2024 Descriptive Information for Project Item Number 439698 1, Hernando/Citrus MPO

Descriptor	Descriptor Information
Project Item Number:	439698 1
LRTP Objectives:	2.3, 3.4, 3.5 (pages 6-8 through 6-9)
District:	07
County:	Citrus
Project Description	FOREST RIDGE ELEM FR CR486/NORVELL BRYANT HWY TO W LAKE BEVERLY DR *NON-SIS*
Type of Work:	SIDEWALK
Extra Description:	CONSTRUCT 5'SIDEWALK FOREST RIDGE BLVD-SAFE ROUTES TO SCHOOL
Project Length:	1.605

Table 32: Five-Year TIP 2020-2024 Project Item Number 439698 1 Funding Table, by Fund and Phase, Hernando/Citrus MPO

Fund	<2020	2020	2021	2022	2023	2024	>2024	All Years
Preliminary Engineering / Managed by FDOT								
SR2T -Safe Routes - Transfer	539,548	0	0	0	0	0	0	539,548
Construction / Managed by FDOT								
SR2T -Safe Routes - Transfer	0	0	1,613,721	0	0	0	0	1,613,721
Item 439698 1 Totals:	539,548	0	1,613,721	0	0	0	0	2,153,269
Project Total:	539,548	0	1,613,721	0	0	0	0	2,153,269

Project Item Number: 439699 1**Table 33: Five-Year TIP 2020-2024 Descriptive Information for Project Item Number 439699 1, Hernando/Citrus MPO**

Descriptor	Descriptor Information
Project Item Number:	439699 1
L RTP Objectives:	2.3, 3.4, 3.5 (pages 6-8 through 6-9)
District:	07
County:	Citrus
Project Description	PLEASANT GROVE ELEMENTARY - PLEASANT GROVE RD AND DRUID RD *NON-SIS*
Type of Work:	SIDEWALK
Extra Description:	5' SIDEWALK GROVE TO SR 44/LAKE REGION/CR 581 - SRTS
Project Length:	11.897

Table 34: Five-Year TIP 2020-2024 Project Item Number 439699 1 Funding Table, by Fund and Phase, Hernando/Citrus MPO

Fund	<2020	2020	2021	2022	2023	2024	>2024	All Years
Preliminary Engineering / Managed by FDOT								
SR2T -Safe Routes - Transfer	384,292	0	0	0	0	0	0	384,292
Construction / Managed by FDOT								
SR2T -Safe Routes - Transfer	0	648,898	0	0	0	0	0	648,898
Item 439699 1 Totals:	384,292	648,898	0	0	0	0	0	1,033,190
Project Total:	384,292	648,898	0	0	0	0	0	1,033,190

Project Item Number: 439706 1**Table 35: Five-Year TIP 2020-2024 Descriptive Information for Project Item Number 439706 1, Hernando/Citrus MPO**

Descriptor	Descriptor Information
Project Item Number:	439706 1
LRTP Objectives:	2.2, 2.3, 3.4, 3.5, 3.9 (pages 6-8 through 6-10)
District:	07
County:	Citrus
Project Description	S CANARY PALM TERRACE FROM W GREEN ACRE ST TO W OAKLAWN ST *NON-SIS*
Type of Work:	RESURFACING
Extra Description:	2 LANES
Project Length:	.253

Table 36: Five-Year TIP 2020-2024 Project Item Number 439706 1 Funding Table, by Fund and Phase, Hernando/Citrus MPO

Fund	<2020	2020	2021	2022	2023	2024	>2024	All Years
Construction / Responsible Agency Not Available								
LFP -Local Funds for Participating	0	0	31,125	0	0	0	0	31,125
SCWR -2015 SB2514A-Small Co Outreach	0	0	93,375	0	0	0	0	93,375
Item 439706 1 Totals:	0	0	124,500	0	0	0	0	124,500
Project Total:	0	0	124,500	0	0	0	0	124,500

Project Item Number: 439707 1**Table 37: Five-Year TIP 2020-2024 Descriptive Information for Project Item Number 439707 1, Hernando/Citrus MPO**

Descriptor	Descriptor Information
Project Item Number:	439707 1
LRTP Objectives:	2.2, 2.3, 3.4, 3.5, 3.9 (pages 6-8 through 6-10)
District:	07
County:	Citrus
Project Description	N DELTONA BLVD FROM W HOMEWAY LOOP TO W CITRUS SPRINGS BLVD *NON-SIS*
Type of Work:	RESURFACING
Extra Description:	2 LANES
Project Length:	.617

Table 38: Five-Year TIP 2020-2024 Project Item Number 439707 1 Funding Table, by Fund and Phase, Hernando/Citrus MPO

Fund	<2020	2020	2021	2022	2023	2024	>2024	All Years
Construction / Responsible Agency Not Available								
GRSC - Growth Management for Scop	0	0	10,610	0	0	0	0	10,610
LFP - Local Funds for Participating	0	0	122,500	0	0	0	0	122,500
SCED -2012 SB1998- Small Co Outreach	0	0	154,170	0	0	0	0	154,170
SCOP - Small County Outreach Program	0	0	3,876	0	0	0	0	3,876
SCWR -2015 SB2514A-Small Co Outreach	0	0	198,844	0	0	0	0	198,844
Item 439707 1 Totals:	0	0	490,000	0	0	0	0	490,000
Project Total:	0	0	490,000	0	0	0	0	490,000

Project Item Number: 439829 7**Table 39: Five-Year TIP 2020-2024 Descriptive Information for Project Item Number 439829 7, Hernando/Citrus MPO**

Descriptor	Descriptor Information
Project Item Number:	439829 7
L RTP Objectives:	2.2, 2.3, 3.4, 3.5, 3.9 (pages 6-8 through 6-10)
District:	07
County:	Citrus
Project Description	US 41/N FLORIDA AVE AT E NORVELL BRYANT HWY/E PARSONS PT ROAD *NON-SIS*
Type of Work:	LIGHTING
Extra Description:	INTERSECTION LIGHTING
Project Length:	.040

Table 40: Five-Year TIP 2020-2024 Project Item Number 439829 7 Funding Table, by Fund and Phase, Hernando/Citrus MPO

Fund	<2020	2020	2021	2022	2023	2024	>2024	All Years
Construction / Managed by FDOT								
ACSS -Advance Construction (SS, HSP)	0	71,732	0	0	0	0	0	71,732
Item 439829 7 Totals:	0	71,732	0	0	0	0	0	71,732
Project Total:	0	71,732	0	0	0	0	0	71,732

Project Item Number: 441090 1**Table 41: Five-Year TIP 2020-2024 Descriptive Information for Project Item Number 441090 1, Hernando/Citrus MPO**

Descriptor	Descriptor Information
Project Item Number:	441090 1
LRTP Objectives:	2.2, 2.3, 3.4, 3.5, 3.9 (pages 6-8 through 6-10)
District:	07
County:	Citrus
Project Description	E WITHLACOOCHEE TR (CR 39) FROM E SCOTT LN TO SR 200 *NON-SIS*
Type of Work:	RESURFACING
Extra Description:	2 LANES
Project Length:	.868

Table 42: Five-Year TIP 2020-2024 Project Item Number 441090 1 Funding Table, by Fund and Phase, Hernando/Citrus MPO

Fund	<2020	2020	2021	2022	2023	2024	>2024	All Years
Construction / Responsible Agency Not Available								
GRSC - Growth Management for Scop	0	0	0	270,768	0	0	0	270,768
LFP - Local Funds for Participating	0	0	0	90,256	0	0	0	90,256
Item 441090 1 Totals:	0	0	0	361,024	0	0	0	361,024
Project Total:	0	0	0	361,024	0	0	0	361,024

Project Item Number: 441091 1**Table 43: Five-Year TIP 2020-2024 Descriptive Information for Project Item Number 441091 1, Hernando/Citrus MPO**

Descriptor	Descriptor Information
Project Item Number:	441091 1
LRTP Objectives:	2.2, 2.3, 3.4, 3.5, 3.9 (pages 6-8 through 6-10)
District:	07
County:	Citrus
Project Description	E TURNER CAMP RD (CR 581) FROM E BANKS RD TO E MATTHEW MEADOW CT *NON-SIS*
Type of Work:	RESURFACING
Extra Description:	2 LANES
Project Length:	2.418

Table 44: Five-Year TIP 2020-2024 Project Item Number 441091 1 Funding Table, by Fund and Phase, Hernando/Citrus MPO

Fund	<2020	2020	2021	2022	2023	2024	>2024	All Years
Construction / Responsible Agency Not Available								
GRSC - Growth Management for Scop	0	0	0	407,745	0	0	0	407,745
LFP - Local Funds for Participating	0	0	0	188,678	0	0	0	188,678
SCOP - Small County Outreach Program	0	0	0	158,287	0	0	0	158,287
Item 441091 1 Totals:	0	0	0	754,710	0	0	0	754,710
Project Total:	0	0	0	754,710	0	0	0	754,710

Project Item Number: 441092 1**Table 45: Five-Year TIP 2020-2024 Descriptive Information for Project Item Number 441092 1, Hernando/Citrus MPO**

Descriptor	Descriptor Information
Project Item Number:	441092 1
LRTP Objectives:	2.2, 2.3, 3.4, 3.5, 3.9 (pages 6-8 through 6-10)
District:	07
County:	Citrus
Project Description	W YULEE DRIVE (CR 490) FROM W BRADSHAW ST TO US 19 *NON-SIS*
Type of Work:	RESURFACING
Extra Description:	2 LANES
Project Length:	.690

Table 46: Five-Year TIP 2020-2024 Project Item Number 441092 1 Funding Table, by Fund and Phase, Hernando/Citrus MPO

Fund	<2020	2020	2021	2022	2023	2024	>2024	All Years
Construction / Responsible Agency Not Available								
LFP - Local Funds for Participating	0	0	0	88,580	0	0	0	88,580
SCWR -2015 SB2514A-Small Co Outreach	0	0	0	265,739	0	0	0	265,739
Item 441092 1 Totals:	0	0	0	354,319	0	0	0	354,319
Project Total:	0	0	0	354,319	0	0	0	354,319

Project Item Number: 441093 1**Table 47: Five-Year TIP 2020-2024 Descriptive Information for Project Item Number 441093 1, Hernando/Citrus MPO**

Descriptor	Descriptor Information
Project Item Number:	441093 1
LRTP Objectives:	2.2, 2.3, 3.4, 3.5, 3.9 (pages 6-8 through 6-10)
District:	07
County:	Citrus
Project Description	S GREAT OAKS DRIVE FROM FLORAL PARK DR TO E ORANGE AVE *NON-SIS*
Type of Work:	RESURFACING
Extra Description:	2 LANES
Project Length:	1.756

Table 48: Five-Year TIP 2020-2024 Project Item Number 441093 1 Funding Table, by Fund and Phase, Hernando/Citrus MPO

Fund	<2020	2020	2021	2022	2023	2024	>2024	All Years
Construction / Responsible Agency Not Available								
LFP - Local Funds for Participating	0	0	0	121,419	0	0	0	121,419
SCED -2012 SB1998-Small Co Outreach	0	0	0	256,410	0	0	0	256,410
SCOP - Small County Outreach Program	0	0	0	93,397	0	0	0	93,397
SCWR -2015 SB2514A- Small Co Outreach	0	0	0	14,449	0	0	0	14,449
Item 441093 1 Totals:	0	0	0	485,675	0	0	0	485,675
Project Total:	0	0	0	485,675	0	0	0	485,675

Project Item Number: 441095 1**Table 49: Five-Year TIP 2020-2024 Descriptive Information for Project Item Number 441095 1, Hernando/Citrus MPO**

Descriptor	Descriptor Information
Project Item Number:	441095 1
LRTP Objectives:	2.2, 2.3, 3.4, 3.5, 3.9 (pages 6-8 through 6-10)
District:	07
County:	Citrus
Project Description	E WITHLACOOCHEE TRL/CR 39 FROM W OF E TASHA CT TO E SCOTT LANE *NON-SIS*
Type of Work:	RESURFACING
Extra Description:	2 LANES
Project Length:	1.518

Table 50: Five-Year TIP 2020-2024 Project Item Number 441095 1 Funding Table, by Fund and Phase, Hernando/Citrus MPO

Fund	<2020	2020	2021	2022	2023	2024	>2024	All Years
Construction / Responsible Agency Not Available								
GRSC - Growth Management for Scop	0	0	0	0	731,923	0	0	731,923
LFP - Local Funds for Participating	0	0	0	0	293,358	0	0	293,358
SCED -2012 SB1998-Small Co Outreach	0	0	0	0	148,151	0	0	148,151
Item 441095 1 Totals:	0	0	0	0	1,173,432	0	0	1,173,432
Project Total:	0	0	0	0	1,173,432	0	0	1,173,432

Project Item Number: 441104 1**Table 51: Five-Year TIP 2020-2024 Descriptive Information for Project Item Number 441104 1, Hernando/Citrus MPO**

Descriptor	Descriptor Information
Project Item Number:	441104 1
LRTP Objectives:	2.2, 2.3, 3.4, 3.5, 3.9 (pages 6-8 through 6-10)
District:	07
County:	Citrus
Project Description	N TURKEY OAK DR FROM US 19 TO SR 44 *NON-SIS*
Type of Work:	SIDEWALK
Extra Description:	CONSTRUCT 5' SIDEWALK. CRYSTAL RIVER HIGH SCHOOL SRTS
Project Length:	3.284

Table 52: Five-Year TIP 2020-2024 Project Item Number 441104 1 Funding Table, by Fund and Phase, Hernando/Citrus MPO

Fund	<2020	2020	2021	2022	2023	2024	>2024	All Years
Preliminary Engineering / Managed by FDOT								
SA -STP, Any Area	364,000	0	0	0	0	0	0	364,000
SR2T -Safe Routes - Transfer	343,705	0	0	0	0	0	0	343,705
Construction / Managed by FDOT								
SR2T -Safe Routes - Transfer	0	0	620,795	0	0	0	0	620,795
Item 441104 1 Totals:	707,705	0	620,795	0	0	0	0	1,328,500
Project Total:	707,705	0	620,795	0	0	0	0	1,328,500

Project Item Number: 441665 1**Table 53: Five-Year TIP 2020-2024 Descriptive Information for Project Item Number 441665 1, Hernando/Citrus MPO**

Descriptor	Descriptor Information
Project Item Number:	441665 1
LRTP Objectives:	2.2, 2.3, 3.4, 3.5, 3.9 (pages 6-8 through 6-10)
District:	07
County:	Citrus
Project Description	SR 44/NE 5TH FROM US 19/US 98/SR 55/SUNCOAST BLVD TO E OF NE 10TH AVE *SIS*
Type of Work:	RESURFACING
Extra Description:	4 LANES
Project Length:	.604

Table 54: Five-Year TIP 2020-2024 Project Item Number 441665 1 Funding Table, by Fund and Phase, Hernando/Citrus MPO 2

Fund	<2020	2020	2021	2022	2023	2024	>2024	All Years
Preliminary Engineering / Managed by FDOT								
DIH - State In-House Product Support	1,000	0	0	0	0	0	0	1,000
DS - State Primary Highways and PTO	1,927	677,909	0	0	0	0	0	679,836
Construction / Managed by FDOT								
DDR - District Dedicated Revenue	0	0	0	1,429,050	0	0	0	1,429,050
DIH - State In-House Product Support	0	0	0	19,848	0	0	0	19,848
Item 441665 1 Totals:	2,927	677,909	0	1,448,898	0	0	0	2,129,734

Project Item Number: 441665 2**Table 55: Five-Year TIP 2020-2024 Descriptive Information for Project Item Number 441665 2, Hernando/Citrus MPO**

Descriptor	Descriptor Information
Project Item Number:	441665 2
LRTP Objectives:	2.2, 2.3, 3.4, 3.5, 3.9 (pages 6-8 through 6-10)
District:	07
County:	Citrus
Project Description	SR 44/NE 5TH FROM US 19/US 98/SR 55/SUNCOAST BLVD TO E OF NE 10TH AVE. *SIS*
Type of Work:	URBAN CORRIDOR IMPROVEMENTS
Extra Description:	NA
Project Length:	.604

Table 56: Five-Year TIP 2020-2024 Project Item Number 441665 2 Funding Table, by Fund and Phase, Hernando/Citrus MPO

Fund	<2020	2020	2021	2022	2023	2024	>2024	All Years
Construction / Managed by FDOT								
DDR - District Dedicated Revenue	0	0	0	316,361	0	0	0	316,361
DIH - State In-House Product Support	0	0	0	4,394	0	0	0	4,394
Item 441665 2 Totals:	0	0	0	320,755	0	0	0	320,755
Project Total:	2,927	677,909	0	1,769,653	0	0	0	2,450,489

Project Item Number: 443358 1**Table 57: Five-Year TIP 2020-2024 Descriptive Information for Project Item Number 443358 1, Hernando/Citrus MPO**

Descriptor	Descriptor Information
Project Item Number:	443358 1
LRTP Objectives:	2.2, 2.3, 3.4, 3.5, 3.9 (pages 6-8 through 6-10)
District:	07
County:	Citrus
Project Description	WITHLACOOCHEE TRAIL FROM HERNANDO CL TO MARION CL *NON-SIS*
Type of Work:	BIKE PATH/TRAIL
Extra Description:	RESURFACING STUDY
Project Length:	.000

Table 58: Five-Year TIP 2020-2024 Project Item Number 443358 1 Funding Table, by Fund and Phase, Hernando/Citrus MPO

Fund	<2020	2020	2021	2022	2023	2024	>2024	All Years
Preliminary Engineering / Managed by FDOT								
TALN -Transportation Alts < 5K	0	54,693	0	0	0	0	0	54,693
TALT - Transportation Alts – Any Area	0	195,307	0	0	0	0	0	195,307
Item 443358 1 Totals:	0	250,000	0	0	0	0	0	250,000
Project Total:	0	250,000	0	0	0	0	0	250,000

Project Item Number: 443411 1**Table 59: Five-Year TIP 2020-2024 Descriptive Information for Project Item Number 443411 1, Hernando/Citrus MPO**

Descriptor	Descriptor Information
Project Item Number:	443411 1
LRTP Objectives:	2.2, 2.3, 3.4, 3.5, 3.9 (pages 6-8 through 6-10)
District:	07
County:	Citrus
Project Description	E TRAILS END/CR 39 FROM E WYMAR TR TO S WITHLAPOPKA DR *NON-SIS*
Type of Work:	RESURFACING
Extra Description:	2 LANES
Project Length:	1.666

Table 60: Five-Year TIP 2020-2024 Project Item Number 443411 1 Funding Table, by Fund and Phase, Hernando/Citrus MPO

Fund	<2020	2020	2021	2022	2023	2024	>2024	All Years
Construction / Responsible Agency Not Available								
LFP - Local Funds for Participating	0	0	0	0	193,070	0	0	193,070
SCED -2012 SB1998-Small Co Outreach	0	0	0	0	108,259	0	0	108,259
SCOP - Small County Outreach Program	0	0	0	0	167,618	0	0	167,618
SCWR -2015 SB2514A- Small Co Outreach	0	0	0	0	303,333	0	0	303,333
Item 443411 1 Totals:	0	0	0	0	772,280	0	0	772,280
Project Total:	0	0	0	0	772,280	0	0	772,280

Project Item Number: 411011 8**Table 61: Five-Year TIP 2020-2024 Descriptive Information for Project Item Number 411011 8, Hernando/Citrus MPO**

Descriptor	Descriptor Information
Project Item Number:	411011 8
L RTP Objectives:	5.2, 5.5 (pages 6-12 through 6-13); Table 5-5 (page 5-11); Table 4-1 (page 4-2) Appendix H
District:	07
County:	Hernando
Project Description	I-75 (SR 93) FM S OF US98/SR50/CORTEZ TO N OF US98/SR50/CORTEZ. *SIS*
Type of Work:	LANDSCAPING
Extra Description:	LANDSCAPE ONLY PROJECT. FUNDS FROM SEGMENT 4 FOR LANDSCAPE ITEMS
Project Length:	2.986

Table 62: Five-Year TIP 2020-2024 Project Item Number 411011 8 Funding Table, by Fund and Phase, Hernando/Citrus MPO

Fund	<2020	2020	2021	2022	2023	2024	>2024	All Years
Preliminary Engineering / Managed by FDOT								
DIH - State In-House Product Support	2,599	0	0	0	0	0	0	2,599
DS - State Primary Highways and PTO	263,907	0	0	0	0	0	0	263,907
Construction / Managed by FDOT								
DDR - District Dedicated Revenue	0	1,309,112	0	0	0	0	0	1,309,112
DIH - State In-House Product Support	10,960	5,130	0	0	0	0	0	16,090
Item 411011 8 Totals:	277,466	1,314,242	0	0	0	0	0	1,591,708
Project Total:	277,466	1,314,242	0	0	0	0	0	1,591,708

Project Item Number: 416732 3**Table 63: Five-Year TIP 2020-2024 Descriptive Information for Project Item Number 416732 3, Hernando/Citrus MPO**

Descriptor	Descriptor Information
Project Item Number:	416732 3
L RTP Objectives:	1.1, 1.2, 1.4, 1.6, 1.8, 1.9, 2.3, 3.7, 3.9, 3.10, 4.1 (Pages 6-6 through 6-11); Table 4-1 (page 4-2)
District:	07
County:	Hernando
Project Description	SR 50 FROM E OF US 98/MCKETHAN RD TO E OF US 301 *SIS*
Type of Work:	ADD LANES & REHABILITATE PVMNT
Extra Description:	2 TO 4 LANES
Project Length:	4.308

Table 64: Five-Year TIP 2020-2024 Project Item Number 416732 3 Funding Table, by Fund and Phase, Hernando/Citrus MPO

Fund	<2020	2020	2021	2022	2023	2024	>2024	All Years
Preliminary Engineering / Managed by FDOT								
DDR - District Dedicated Revenue	771,225	0	0	0	0	0	0	771,225
DIH - State In-House Product Support	16,588	0	0	0	0	0	0	16,588
DS - State Primary Highways and PTO	1,719,662	0	0	0	0	0	0	1,719,662
SA -STP, Any Area	2,522,418	0	0	0	0	0	0	2,522,418
SL -STP, Areas ≤ 200K	31,040	0	0	0	0	0	0	31,040
Right of Way / Managed by FDOT								
DDR - District Dedicated Revenue	1,542,983	0	0	0	0	0	0	1,542,983
DIH - State In-House Product Support	464,315	0	0	0	0	0	0	464,315
DS - State Primary Highways and PTO	753,930	0	0	0	0	0	0	753,930
SL -STP, Areas ≤ 200K	2,384,359	0	0	0	0	0	0	2,384,359
Railroad & Utilities / Managed by FDOT								

Fund	<2020	2020	2021	2022	2023	2024	>2024	All Years
LF - Local Funds	0	2,088,673	0	0	0	0	0	2,088,673
Construction / Managed by FDOT								
ACNP -Advance Construction NHPP	0	24,100,362	0	0	0	0	0	24,100,362
DIH - State In-House Product Support	0	332,468	0	0	0	0	0	332,468
DS - State Primary Highways and PTO	521	0	0	0	0	0	0	521
LF - Local Funds	0	48,704	0	0	0	0	0	48,704
Environmental / Managed by FDOT								
DDR - District Dedicated Revenue	55,000	0	0	0	0	0	0	55,000
DS - State Primary Highways and PTO	0	20,000	0	0	0	0	0	20,000
SA -STP, Any Area	46,032	0	0	0	0	0	0	46,032
SL -STP, Areas ≤ 200K	39,732	0	0	0	0	0	0	39,732
Item 416732 3 Totals:	10,347,805	26,590,207	0	0	0	0	0	36,938,012

Project Item Number: 416732 4

Table 65: Five-Year TIP 2020-2024 Descriptive Information for Project Item Number 416732 4, Hernando/Citrus MPO

Descriptor	Descriptor Information
Project Item Number:	416732 4
LRTP Objectives:	1.1, 1.2, 1.4, 1.6, 1.8, 1.9, 2.3, 3.7, 3.9, 3.10, 4.1 (Pages 6-6 through 6-11); Map 5-2; Table 4-1 (page 4-2)
District:	07
County:	Hernando
Project Description	SR 50 FM WINDMERE RD/BRONSON BL TO E OF US 98/MCKETHAN RD *SIS*
Type of Work:	ADD LANES & REHABILITATE PVMNT
Extra Description:	4 TO 6 LANES
Project Length:	3.488

Table 66: Five-Year TIP 2020-2024 Project Item Number 416732 4 Funding Table, by Fund and Phase, Hernando/Citrus MPO

Fund	<2020	2020	2021	2022	2023	2024	>2024	All Years
Preliminary Engineering / Managed by FDOT								
ACSA -Advance Construction (SA)	10,000	0	0	0	0	0	0	10,000
DDR - District Dedicated Revenue	1,161,555	0	0	0	0	0	0	1,161,555
DIH - State In-House Product Support	16,451	0	0	0	0	0	0	16,451
DS - State Primary Highways and PTO	448,993	0	0	0	0	0	0	448,993
SA -STP, Any Area	2,848,518	0	0	0	0	0	0	2,848,518
SL -STP, Areas ≤ 200K	751,256	0	0	0	0	0	0	751,256
Right of Way / Managed by FDOT								
DDR - District Dedicated Revenue	1,542,844	511,532	0	0	0	0	0	2,054,376
DIH - State In-House Product Support	402,641	0	0	0	0	0	0	402,641
DS - State Primary Highways and PTO	884,448	0	0	0	0	0	0	884,448
Railroad & Utilities / Managed by FDOT								
LF - Local Funds	0	4,893,272	0	0	0	0	0	4,893,272
Construction / Managed by FDOT								
ACNP -Advance Construction NHPP	0	36,802,223	0	0	0	0	0	36,802,223
DIH - State In-House Product Support	28,288	518,986	0	0	0	0	0	547,274
DS - State Primary Highways and PTO	2,322	0	0	0	0	0	0	2,322
GFS - GF STPBG Any Area	0	2,529,225	0	0	0	0	0	2,529,225
LF - Local Funds	0	177,901	0	0	0	0	0	177,901
Contract Incentives / Managed by FDOT								
DDR - District Dedicated Revenue	0	0	0	2,500,000	0	0	0	2,500,000
Environmental / Managed by FDOT								
DDR - District Dedicated Revenue	5,698	0	0	0	0	0	0	5,698
Item 416732 4 Totals:	8,103,014	45,433,139	0	2,500,000	0	0	0	56,036,153
Project Total:	18,450,819	72,023,346	0	2,500,000	0	0	0	92,974,165

Project Item Number: 416733 2**Table 67: Five-Year TIP 2020-2024 Descriptive Information for Project Item Number 416733 2, Hernando/Citrus MPO**

Descriptor	Descriptor Information
Project Item Number:	416733 2
L RTP Objectives:	1.1, 1.2, 1.4, 1.6, 1.8, 2.3, 3.7, 3.9, 3.10, 4.1 (Pages 6-6 through 6-11); Map 5-2 (Pages 5-10); Table 5-5 (Page 5-11)
District:	07
County:	Hernando
Project Description	SR 50/CORTEZ BLVD FROM COBB RD TO W OF BUCK HOPE RD *SIS*
Type of Work:	ADD LANES & RECONSTRUCT
Extra Description:	4 TO 6 LANES
Project Length:	1.273

Table 68: Five-Year TIP 2020-2024 Project Item Number 416733 2 Funding Table, by Fund and Phase, Hernando/Citrus MPO

Fund	<2020	2020	2021	2022	2023	2024	>2024	All Years
Preliminary Engineering / Managed by FDOT								
DDR - District Dedicated Revenue	23,654	0	0	0	0	0	0	23,654
DI -ST. - S/W Inter/Intrastate Hwy	600,000	0	0	0	0	0	0	600,000
DIH - State In-House Product Support	64,251	0	0	0	0	0	0	64,251
DS - State Primary Highways and PTO	123,154	0	0	0	0	0	0	123,154
GMR – Growth Management for SIS	2,417,000	0	0	0	0	0	0	2,417,000
Right of Way / Managed by FDOT								
DI -ST. - S/W Inter/Intrastate Hwy	1,758,000	0	0	0	0	0	0	1,758,000
DIH - State In-House Product Support	79,999	0	0	0	0	0	0	79,999
DS - State Primary Highways and PTO	4,283	0	0	0	0	0	0	4,283
Construction / Managed by FDOT								
DI -ST. - S/W Inter/Intrastate Hwy	0	0	0	0	8,564,545	0	0	8,564,545

Fund	<2020	2020	2021	2022	2023	2024	>2024	All Years
DIH - State In-House Product Support	0	0	0	0	118,953	0	0	118,953
Environmental / Managed by FDOT								
DDR - District Dedicated Revenue	25,000	0	0	144,974	0	0	0	169,974
Item 416733 2 Totals:	5,095,341	0	0	144,974	8,683,498	0	0	13,923,813
Project Total:	5,095,341	0	0	144,974	8,683,498	0	0	13,923,813

Project Item Number: 416735 1**Table 69: Five-Year TIP 2020-2024 Descriptive Information for Project Item Number 416735 1, Hernando/Citrus MPO**

Descriptor	Descriptor Information
Project Item Number:	416735 1
L RTP Objectives:	1.1, 1.2, 1.4, 1.6, 1.8, 2.3, 3.7, 3.9, 3.10, 4.1 (Pages 6-6 through 6-11); Map 5-2 (Pages 5-10); Table 5-5 (Page 5-11)
District:	07
County:	Hernando
Project Description	SR 50/CORTEZ BLVD FROM W OF BUCK HOPE RD TO W OF JEFFERSON STREET *SIS*
Type of Work:	ADD LANES & REHABILITATE PVMNT
Extra Description:	4 TO 6 LANES
Project Length:	2.517

Table 70: Five-Year TIP 2020-2024 Project Item Number 416735 1 Funding Table, by Fund and Phase, Hernando/Citrus MPO

Fund	<2020	2020	2021	2022	2023	2024	>2024	All Years
Preliminary Engineering / Managed by FDOT								
ACNP -Advance Construction NHPP	3,400,000	0	0	0	0	0	0	3,400,000
ACSA -Advance Construction (SA)	523,181	0	0	0	0	0	0	523,181
ACSL – Advance Construction (SL)	29,902	0	0	0	0	0	0	29,902
DDR - District Dedicated Revenue	53,226	0	0	0	0	0	0	53,226
DIH - State In-House Product Support	62,417	0	0	0	0	0	0	62,417
DS - State Primary Highways and PTO	116,500	0	0	0	0	0	0	116,500
SL -STP, Areas ≤ 200K	1,939,227	0	0	0	0	0	0	1,939,227
Right of Way / Managed by FDOT								
DDR - District Dedicated Revenue	0	347,600	420,000	0	0	0	0	767,600
DIH - State In-House Product Support	0	120,000	9,221	0	0	0	0	129,221
SL -STP, Areas ≤ 200K	0	0	3,249,979	0	0	0	0	3,249,979

Fund	<2020	2020	2021	2022	2023	2024	>2024	All Years
Construction / Managed by FDOT								
ACNP -Advance Construction NHPP	0	0	0	0	0	36,932,171	0	36,932,171
Environmental / Managed by FDOT								
DDR - District Dedicated Revenue	41,944	0	0	0	111,446	0	0	153,390
Item 416735 1Totals:	6,166,397	467,600	3,679,200	0	111,446	36,932,171	0	47,356,814
Project Total:	6,166,397	467,600	3,679,200	0	111,446	36,932,171	0	47,356,814

Project Item Number: 430051 2**Table 71: Five-Year TIP 2020-2024 Descriptive Information for Project Item Number 430051 2, Hernando/Citrus MPO**

Descriptor	Descriptor Information
Project Item Number:	430051 2
L RTP Objectives:	1.1, 1.2, 1.4, 1.6, 1.8, 1.9, 2.3, 3.7, 3.9, 3.10, 4.1 (pages 6-12 through 6-13); Table 4-1 (page 4-2) Appendix H
District:	07
County:	Hernando
Project Description	SR 50 FROM LOCKHART RD TO E OF REMINGTON RD *SIS*
Type of Work:	ADD LANES & REHABILITATE PVMNT
Extra Description:	4 TO 6 LANES
Project Length:	.355

Table 72: Five-Year TIP 2020-2024 Project Item Number 430051 2 Funding Table, by Fund and Phase, Hernando/Citrus MPO

Fund	<2020	2020	2021	2022	2023	2024	>2024	All Years
Preliminary Engineering / Managed by FDOT								
ACNP -Advance Construction NHPP	145,395	0	0	0	0	0	0	145,395
DDR - District Dedicated Revenue	92,256	0	0	0	0	0	0	92,256
DIH - State In-House Product Support	49,804	0	0	0	0	0	0	49,804
DS - State Primary Highways and PTO	55,169	0	0	0	0	0	0	55,169
NHPP -IM, Bridg Repl, Natnl Hwy - MAP21	821,170	0	0	0	0	0	0	821,170
Railroad & Utilities / Managed by FDOT								
LF - Local Funds	0	350,000	0	0	0	0	0	350,000
Construction / Managed by FDOT								
CM - Congestion Management - AQ	0	73,503	0	0	0	0	0	73,503
DDR - District Dedicated Revenue	0	1,750,784	0	0	0	0	0	1,750,784
DIH - State In-House Product Support	0	78,637	0	0	0	0	0	78,637

Fund	<2020	2020	2021	2022	2023	2024	>2024	All Years
DS - State Primary Highways and PTO	6,091	0	0	0	0	0	0	6,091
GFSL -GF STPBG < 200K <5K (Small Urb)	0	1,836,008	0	0	0	0	0	1,836,008
SL -STP, Areas ≤ 200K	0	2,001,602	0	0	0	0	0	2,001,602
Item 430051 2 Totals:	1,169,885	6,090,534	0	0	0	0	0	7,260,419
Project Total:	1,169,885	6,090,534	0	0	0	0	0	7,260,419

Project Item Number: 433714 1**Table 73: Five-Year TIP 2020-2024 Descriptive Information for Project Item Number 433714 1, Hernando/Citrus MPO**

Descriptor	Descriptor Information
Project Item Number:	433714 1
LRTP Objectives:	2.3, 3.4, 3.5 (Pages 6-8 through 6-9); Appendix D-2
District:	07
County:	Hernando
Project Description	LINDEN DR FROM CORONADO DR TO SPRING HILL DR *NON-SIS*
Type of Work:	SIDEWALK
Extra Description:	DESIGN AND CONSTRUCT 5' SIDEWALK
Project Length:	.953

Table 74: Five-Year TIP 2020-2024 Project Item Number 433714 1 Funding Table, by Fund and Phase, Hernando/Citrus MPO

Fund	<2020	2020	2021	2022	2023	2024	>2024	All Years
Preliminary Engineering / Managed by Hernando County Board of County Commissioners								
TALT -Transportation Alts – Any Area	46,000	0	0	0	0	0	0	46,000
Construction / Managed by Hernando County Board of County Commissioners								
TALL - Transportation Alts - < 200K	0	0	338,573	0	0	0	0	338,573
TALT - Transportation Alts – Any Area	0	0	193,688	0	0	0	0	193,688
Item 433714 1 Totals:	46,000	0	532,261	0	0	0	0	578,261
Project Total:	46,000	0	532,261	0	0	0	0	578,261

Project Item Number: 436709 1**Table 75: Five-Year TIP 2020-2024 Descriptive Information for Project Item Number 436709 1, Hernando/Citrus MPO**

Descriptor	Descriptor Information
Project Item Number:	436709 1
L RTP Objectives:	2.3, 3.4, 3.5 (Pages 6-8 through 6-9); Appendix D-2
District:	07
County:	Hernando
Project Description	WESTSIDE ELEMENTARY - KENLAKE, APPLGATE, AIRMONT, TYLER, HALSTEAD *NON-SIS*
Type of Work:	SIDEWALK
Extra Description:	DESIGN AND CONSTRUCT 5'SIDEWALKS
Project Length:	.000

Table 76: Five-Year TIP 2020-2024 Project Item Number 436709 1 Funding Table, by Fund and Phase, Hernando/Citrus MPO

Fund	<2020	2020	2021	2022	2023	2024	>2024	All Years
Preliminary Engineering / Managed by FDOT								
SR2T -Safe Routes - Transfer	951	0	0	0	0	0	0	951
Preliminary Engineering / Managed by Hernando County Board of County Commissioners								
SR2T -Safe Routes - Transfer	64,528	0	0	0	0	0	0	64,528
Construction / Managed by Hernando County Board of County Commissioners								
TALL -Transportation Alts - < 200K	0	23,635	0	0	0	0	0	23,635
TALT - Transportation Alts – Any Area	0	289,602	0	0	0	0	0	289,602
Item 436709 1 Totals:	65,479	313,237	0	0	0	0	0	378,716
Project Total:	65,479	313,237	0	0	0	0	0	378,716

Project Item Number: 436710 1**Table 77: Five-Year TIP 2020-2024 Descriptive Information for Project Item Number 436710 1, Hernando/Citrus MPO**

Descriptor	Descriptor Information
Project Item Number:	436710 1
L RTP Objectives:	2.3, 3.4, 3.5 (Pages 6-8 through 6-9); Appendix D-2
District:	07
County:	Hernando
Project Description	JD FLOYD ELEMENTARY SCHOOL - CORONADO DR, WHITEWOOD AVE, ALDORO AVE *NON-SIS*
Type of Work:	SIDEWALK
Extra Description:	DESIGN AND CONSTRUCT 5' SIDEWALKS
Project Length:	.000

Table 78: Five-Year TIP 2020-2024 Project Item Number 436710 1 Funding Table, by Fund and Phase, Hernando/Citrus MPO

Fund	<2020	2020	2021	2022	2023	2024	>2024	All Years
Preliminary Engineering / Managed by FDOT								
SR2T -Safe Routes - Transfer	1,890	0	0	0	0	0	0	1,890
Preliminary Engineering / Managed by Hernando County Board of County Commissioners								
SR2T -Safe Routes - Transfer	69,272	0	0	0	0	0	0	69,272
Construction / Managed by Hernando County Board of County Commissioners								
TALL -Transportation Alts - < 200K	0	27,862	0	0	0	0	0	27,862
TALT - Transportation Alts – Any Area	0	467,232	0	0	0	0	0	467,232
Item 436710 1 Totals:	71,162	495,094	0	0	0	0	0	566,256
Project Total:	71,162	495,094	0	0	0	0	0	566,256

Project Item Number: 436712 1**Table 79: Five-Year TIP 2020-2024 Descriptive Information for Project Item Number 436712 1, Hernando/Citrus MPO**

Descriptor	Descriptor Information
Project Item Number:	436712 1
L RTP Objectives:	2.3, 3.4, 3.5 (Pages 6-8 through 6-9); Appendix D-2
District:	07
County:	Hernando
Project Description	BROOKSVILLE ELEMENTARY - HOWELL AVE FROM CROOM RD TO US 41/BROAD ST *NON-SIS*
Type of Work:	SIDEWALK
Extra Description:	5' SIDEWALKS SAFE ROUTES TO SCHOOL
Project Length:	.819

Table 80: Five-Year TIP 2020-2024 Project Item Number 436712 1 Funding Table, by Fund and Phase, Hernando/Citrus MPO

Fund	<2020	2020	2021	2022	2023	2024	>2024	All Years
Preliminary Engineering / Managed by FDOT								
SR2T -Safe Routes - Transfer	951	0	0	0	0	0	0	951
Preliminary Engineering / Managed by Hernando County Board of County Commissioners								
SR2S - Safe Routes - Infrastructure	34,746	0	0	0	0	0	0	34,746
SR2T -Safe Routes - Transfer	19,102	0	0	0	0	0	0	19,102
Construction / Managed by Hernando County Board of County Commissioners								
TALL - Transportation Alts - <200K	0	293,056	0	0	0	0	0	293,056
TALT - Transportation Alts – Any Area	0	18,275	0	0	0	0	0	18,275
Item 436712 1 Totals:	54,799	311,331	0	0	0	0	0	366,130
Project Total:	54,799	311,331	0	0	0	0	0	366,130

Project Item Number: 437264 2**Table 81: Five-Year TIP 2020-2024 Descriptive Information for Project Item Number 437264 2, Hernando/Citrus MPO**

Descriptor	Descriptor Information
Project Item Number:	437264 2
LRTP Objectives:	1.2, 1.7, 2.3, 3.2, 3.4, 3.5 (Pages 6-8 through 6-9); Map 4-9 (Page 4-20; Appendix D-1
District:	07
County:	Hernando
Project Description	GOOD NEIGHBOR TRAIL GAP FR W OF SR 50/CORTEZ BLVD TO GOOD NEIGHBOR TR *SIS*
Type of Work:	BIKE PATH/TRAIL
Extra Description:	CONNECT 12' TRAIL FR SUNCOAST TRL TO GOOD NEIGHOR TRL-C2C
Project Length:	2.179

Table 82: Five-Year TIP 2020-2024 Project Item Number 437264 2 Funding Table, by Fund and Phase,

Fund	<2020	2020	2021	2022	2023	2024	>2024	All Years
P D & E / Managed by FDOT								
TLWR -2015 SB2514A-Trail Network	549,619	0	0	0	0	0	0	549,619
Preliminary Engineering / Managed by FDOT								
DIH - State In-House Product Support	22,060	0	0	0	0	0	0	22,060
DS - State Primary Highways and PTO	120,333	0	0	0	0	0	0	120,333
TLWR - 2015 SB2514A - Trail Network	2,029,842	0	0	0	0	0	0	2,029,842
Right of Way / Managed by FDOT								
DIH - State In-House Product Support	0	220,000	0	0	0	0	0	220,000
TLWR -2015 SB2514A- Trail Network	1,162,970	2,537,830	0	0	0	0	0	3,700,800
Railroad and Utilities / Managed by FDOT								
DDR - District Dedicated Revenue	20,000	0	0	103,123	0	0	0	123,123
Construction / Managed by FDOT								

Fund	<2020	2020	2021	2022	2023	2024	>2024	All Years
DIH - State In-House Product Support	0	0	0	211,863	0	0	0	211,863
TALT - Transportation Alts – Any Area	0	0	0	929,858	0	0	0	929,858
TLWR - 2015 SB2514A - Trail Network	0	0	0	14,376,388	0	0	0	14,376,388
Item 437264 2 Totals:	3,904,824	2,757,830	0	15,621,232	0	0	0	22,283,886
Project Total:	3,904,824	2,757,830	0	15,621,232	0	0	0	22,283,886

Project Item Number: 437484 1

Table 83: Five-Year TIP 2020-2024 Descriptive Information for Project Item Number 437484 1, Hernando/Citrus MPO

Descriptor	Descriptor Information
Project Item Number:	437484 1
LRTP Objectives:	2.3, 3.4, 3.5 (Pages 6-8 through 6-9); Appendix D-2
District:	07
County:	Hernando
Project Description	W LANDOVER BLVD FROM NORTHCLIFFE BLVD TO ELGIN BLVD *NON-SIS*
Type of Work:	SIDEWALK
Extra Description:	DESIGN AND CONSTRUCT 5' SIDEWALK
Project Length:	1.233

Table 84: Five-Year TIP 2020-2024 Project Item Number 437484 1 Funding Table, by Fund and Phase, Hernando/Citrus MPO

Fund	<2020	2020	2021	2022	2023	2024	>2024	All Years
Preliminary Engineering / Managed by Hernando County Board of County Commissioners								
TALT - Transportation Alts – Any Area	0	0	95,367	0	0	0	0	95,367
Construction / Managed by Hernando County Board of County Commissioners								
TALL - Transportation Alts - < 200K	0	0	0	0	348,774	0	0	348,774
TALT - Transportation Alts – Any Area	0	0	0	0	246,242	0	0	246,242

Fund	<2020	2020	2021	2022	2023	2024	>2024	All Years
Item 437484 1 Totals:	0	0	95,367	0	595,016	0	0	690,383
Project Total:	0	0	95,367	0	595,016	0	0	690,383

Project Item Number: 438651 1

Table 85: Five-Year TIP 2020-2024 Descriptive Information for Project Item Number 438651 1, Hernando/Citrus MPO

Descriptor	Descriptor Information
Project Item Number:	438651 1
LRTP Objectives:	2.3, 3.4, 3.5 (Pages 6-8 through 6-9); Appendix D-2
District:	07
County:	Hernando
Project Description	S LINDEN DR SIDEWALK FROM COUNTY LINE RD TO SPRING HILL DR *NON-SIS*
Type of Work:	SIDEWALK
Extra Description:	CONSTRUCT SIDEWALK ON WEST SIDE OF S LINDEN
Project Length:	2.610

Table 86: Five-Year TIP 2020-2024 Project Item Number 438651 1 Funding Table, by Fund and Phase, Hernando/Citrus MPO

Fund	<2020	2020	2021	2022	2023	2024	>2024	All Years
Preliminary Engineering / Managed by Hernando County Board of County Commissioners								
TALT - Transportation Alts – Any Area	0	0	0	93,610	0	0	0	93,610
Construction / Managed by Hernando County Board of County Commissioners								
TALL - Transportation Alts - < 200K	0	0	0	0	0	348,387	0	348,387
TALT - Transportation Alts – Any Area	0	0	0	0	0	314,982	0	314,982
Item 438651 1 Totals:	0	0	0	93,610	0	663,369	0	756,979
Project Total:	0	0	0	93,610	0	663,369	0	756,979

Project Item Number: 439448 1**Table 87: Five-Year TIP 2020-2024 Descriptive Information for Project Item Number 439448 1, Hernando/Citrus MPO**

Descriptor	Descriptor Information
Project Item Number:	439448 1
LRTP Objectives:	2.2, 2.3, 3.4, 3.5, 3.9, 5.5 (Pages 6-8 through 6-13)
District:	07
County:	Hernando
Project Description	US 98/SR 700/PONCE DE LEON FR S OF CITRUS WAY/CR491 TO N OF CITRUS WAY *NON-SIS*
Type of Work:	ROUNDAABOUT
Extra Description:	DESIGN AND CONSTRUCT ROUNDAABOUT
Project Length:	.669

Table 88: Five-Year TIP 2020-2024 Project Item Number 439448 1 Funding Table, by Fund and Phase, Hernando/Citrus MPO

Fund	<2020	2020	2021	2022	2023	2024	>2024	All Years
Preliminary Engineering / Managed by FDOT								
ACID -Adv Construction Safety (HSID)	0	1,000	0	0	0	0	0	1,000
DS - State Primary Highways and PTO	127,782	0	0	0	0	0	0	127,782
HSP -Safety (Hiway Safety Program)	100,709	0	0	0	0	0	0	100,709
Construction / Managed by FDOT								
ACSS - Advance Construction (SS, HSP)	0	0	2,296,421	0	0	0	0	2,296,421
Item 439448 1 Totals:	228,491	1,000	2,296,421	0	0	0	0	2,525,912
Project Total:	228,491	1,000	2,296,421	0	0	0	0	2,525,912

Project Item Number: 439508 1**Table 89: Five-Year TIP 2020-2024 Descriptive Information for Project Item Number 439508 1, Hernando/Citrus MPO**

Descriptor	Descriptor Information
Project Item Number:	439508 1
LRTP Objectives:	2.3, 3.4, 3.5 (Pages 6-8 through 6-9); Appendix D-2
District:	07
County:	Hernando
Project Description	ELGIN BLVD FROM DELTONA BLVD TO MARINER BLVD *NON-SIS*
Type of Work:	SIDEWALK
Extra Description:	DESIGN AND CONSTRUCT 5' SIDEWALK ALONG SOUTH SIDE OF ELGIN
Project Length:	2.540

Table 90: Five-Year TIP 2020-2024 Project Item Number 439508 1 Funding Table, by Fund and Phase, Hernando/Citrus MPO

Fund	<2020	2020	2021	2022	2023	2024	>2024	All Years
Preliminary Engineering / Managed by Hernando County Board of County Commissioners								
TALT - Transportation Alts – Any Area	0	102,070	0	0	0	0	0	102,070
Construction / Managed by Hernando County Board of County Commissioners								
TALL - Transportation Alts - < 200K	0	0	0	132,682	0	0	0	132,682
TALT - Transportation Alts – Any Area	0	0	0	783,036	0	0	0	783,036
Item 439508 1 Totals:	0	102,070	0	915,718	0	0	0	1,017,788
Project Total:	0	102,070	0	915,718	0	0	0	1,017,788

Project Item Number: 439509 1**Table 91: Five-Year TIP 2020-2024 Descriptive Information for Project Item Number 439509 1, Hernando/Citrus MPO**

Descriptor	Descriptor Information
Project Item Number:	439509 1
LRTP Objectives:	2.3, 3.4, 3.5 (Pages 6-8 through 6-9); Appendix D-2
District:	07
County:	Hernando
Project Description	DELTONA BLVD FROM ELGIN BLVD TO SR 50 (CORTEZ BLVD) *NON-SIS*
Type of Work:	SIDEWALK
Extra Description:	DESIGN AND CONSTRUCT 5' SIDEWALK ON WEST SIDE OF DELTONA
Project Length:	.524

Table 92: Five-Year TIP 2020-2024 Project Item Number 439509 1 Funding Table, by Fund and Phase, Hernando/Citrus MPO

Fund	<2020	2020	2021	2022	2023	2024	>2024	All Years
Preliminary Engineering / Managed by Hernando County Board of County Commissioners								
TALT - Transportation Alts – Any Area	58,680	0	0	0	0	0	0	58,680
Construction / Managed by Hernando County Board of County Commissioners								
TALT - Transportation Alts – Any Area	0	0	236,727	0	0	0	0	236,727
Item 439509 1 Totals:	58,680	0	236,727	0	0	0	0	295,407
Project Total:	58,680	0	236,727	0	0	0	0	295,407

Project Item Number: 440064 1**Table 93: Five-Year TIP 2020-2024 Descriptive Information for Project Item Number 440064 1, Hernando/Citrus MPO**

Descriptor	Descriptor Information
Project Item Number:	440064 1
LRTP Objectives:	2.2, 2.3, 3.4, 3.5, 3.9, 5.5 (Pages 6-8 through 6-13)
District:	07
County:	Hernando
Project Description	US 98/SR700/PONCE DE LEON BLVD FROM N OF LANDFILL RD TO CITRUS CO LINE *SIS*
Type of Work:	RESURFACING
Extra Description:	2 LANES
Project Length:	2.074

Table 94: Five-Year TIP 2020-2024 Project Item Number 440064 1 Funding Table, by Fund and Phase, Hernando/Citrus MPO

Fund	<2020	2020	2021	2022	2023	2024	>2024	All Years
Preliminary Engineering / Managed by FDOT								
DDR - District Dedicated Revenue	0	280,274	0	0	0	0	0	280,274
DIH - State In-House Product Support	2,000	0	0	0	0	0	0	2,000
Construction / Managed by FDOT								
DIH - State In-House Product Support	0	0	0	36,763	0	0	0	36,763
DS - State Primary Highways and PTO	0	0	0	2,646,879	0	0	0	2,646,879
Item 440064 1 Totals:	2,000	280,274	0	2,683,642	0	0	0	2,965,916
Project Total:	2,000	280,274	0	2,683,642	0	0	0	2,965,916

Project Item Number: 441103 1**Table 95: Five-Year TIP 2020-2024 Descriptive Information for Project Item Number 441103 1, Hernando/Citrus MPO**

Descriptor	Descriptor Information
Project Item Number:	441103 1
LRTP Objectives:	2.3, 3.4, 3.5 (Pages 6-8 through 6-9)
District:	07
County:	Hernando
Project Description	FOX CHAPEL MS FREEPORT DR FROM DELTONA BLVD TO NORTHCLIFFE BLVD *NON-SIS*
Type of Work:	SIDEWALK
Extra Description:	CONSTRUCT 5' SIDEWALK, SAFE ROUTES TO SCHOOL
Project Length:	1.550

Table 96: Five-Year TIP 2020-2024 Project Item Number 441103 1 Funding Table, by Fund and Phase, Hernando/Citrus MPO

Fund	<2020	2020	2021	2022	2023	2024	>2024	All Years
Preliminary Engineering / Managed by Hernando County Board of County Commissioners								
SR2T -Safe Routes - Transfer	0	0	0	270,555	0	0	0	270,555
Item 441103 1 Totals:	0	0	0	270,555	0	0	0	270,555
Project Total:	0	0	0	270,555	0	0	0	270,555

Project Item Number: 441107 1**Table 97: Five-Year TIP 2020-2024 Descriptive Information for Project Item Number 441107 1, Hernando/Citrus MPO**

Descriptor	Descriptor Information
Project Item Number:	441107 1
LRTP Objectives:	2.3, 3.4, 3.5 (Pages 6-8 through 6-9)
District:	07
County:	Hernando
Project Description	EAST SIDE ELEMENTARY RALEY RD FROM US 98/SR 50/CORTEZ BLVD TO ROPER RD *NON-SIS*
Type of Work:	SIDEWALK
Extra Description:	5' SIDEWALK, SAFE ROUTES TO SCHOOL
Project Length:	.782

Table 98: Five-Year TIP 2020-2024 Project Item Number 441107 1 Funding Table, by Fund and Phase, Hernando/Citrus MPO

Fund	<2020	2020	2021	2022	2023	2024	>2024	All Years
Preliminary Engineering / Managed by Hernando County Board of County Commissioners								
SR2T -Safe Routes - Transfer	0	0	0	239,996	0	0	0	239,996
Item 441107 1 Totals:	0	0	0	239,996	0	0	0	239,996
Project Total:	0	0	0	239,996	0	0	0	239,996

Project Item Number: 441386 1**Table 99: Five-Year TIP 2020-2024 Descriptive Information for Project Item Number 441386 1, Hernando/Citrus MPO**

Descriptor	Descriptor Information
Project Item Number:	441386 1
LRTP Objectives:	2.2, 2.3, 3.4, 3.5, 3.9, 5.5 (Pages 6-8 through 6-13)
District:	07
County:	Hernando
Project Description	US 41/SR 45/BROAD ST FR N OF INGRAM ST TO S OF OAKS MHP *NON-SIS*
Type of Work:	RESURFACING
Extra Description:	6 LANES, CONCRETE INTERSECTION @ WISCON RD
Project Length:	1.862

Table 100: Five-Year TIP 2020-2024 Project Item Number 441386 1 Funding Table, by Fund and Phase, Hernando/Citrus MPO

Fund	<2020	2020	2021	2022	2023	2024	>2024	All Years
Preliminary Engineering / Managed by FDOT								
DDR - District Dedicated Revenue	160,000	0	0	0	0	0	0	160,000
DIH - State In-House Product Support	9,241	0	0	0	0	0	0	9,241
DS - State Primary Highways and PTO	1,013,223	0	0	0	0	0	0	1,013,223
Construction / Managed by FDOT								
ACNP -Advance Construction NHPP	0	0	6,055,711	0	0	0	0	6,055,711
DDR - District Dedicated Revenue	0	0	5,786,677	0	0	0	0	5,786,677
DIH - State In-House Product Support	0	0	159,853	0	0	0	0	159,853
Environmental / Managed by FDOT								
DDR - District Dedicated Revenue	0	25,000	0	0	0	0	0	25,000
Item 441386 1 Totals:	1,182,464	25,000	12,002,241	0	0	0	0	13,209,705
Project Total:	1,182,464	25,000	12,002,241	0	0	0	0	13,209,705

Project Item Number: 442835 1**Table 101: Five-Year TIP 2020-2024 Descriptive Information for Project Item Number 442835 1, Hernando/Citrus MPO**

Descriptor	Descriptor Information
Project Item Number:	442835 1
LRTP Objectives:	1.1, 1.2, 1.4, 1.6, 1.8, 2.3, 3.7, 3.9, 3.10, 4.1 (Pages 6-6 through 6-11); Map 5-2 (Pages 5-10); Table 5-5 (Page 5-11)
District:	07
County:	Hernando
Project Description	SR 50 FROM US 301/SR 35 TO HERNANDO/SUMTER COUNTY LINE *SIS*
Type of Work:	ADD LANES & RECONSTRUCT
Extra Description:	2 TO 4 LANES
Project Length:	4.771

Table 102: Five-Year TIP 2020-2024 Project Item Number 442835 1 Funding Table, by Fund and Phase, Hernando/Citrus MPO

Fund	<2020	2020	2021	2022	2023	2024	>2024	All Years
Right of Way / Managed by FDOT								
DDR - District Dedicated Revenue	0	0	0	2,035,859	0	0	0	2,035,859
DIH - State In-House Product Support	0	0	0	200,000	0	0	0	200,000
DS - State Primary Highways and PTO	0	0	0	2,428,841	0	0	0	2,428,841
Environmental / Managed by FDOT								
DDR - District Dedicated Revenue	0	1,000,000	0	0	0	0	0	1,000,000
Item 442835 1 Totals:	0	1,000,000	0	4,664,700	0	0	0	5,664,700
Project Total:	0	1,000,000	0	4,664,700	0	0	0	5,664,700

Project Item Number: 444420 1**Table 103: Five-Year TIP 2020-2024 Descriptive Information for Project Item Number 444420 1, Hernando/Citrus MPO**

Descriptor	Descriptor Information
Project Item Number:	444420 1
L RTP Objectives:	5.2, 5.5 (pages 6-12 through 6-13); Table 5-5 (page 5-11); Table 4-1 (page 4-2) Appendix H
District:	07
County:	Hernando
Project Description	I-75/SR 93 FR S END OF SR 50 NB OFF RAMP TO N END OF SR 50 NB ON RAMP *SIS*
Type of Work:	LANDSCAPING
Extra Description:	INSTALLATION OF PLANTS AND RELATED MATERIALS
Project Length:	1.603

Table 104: Five-Year TIP 2020-2024 Project Item Number 444420 1 Funding Table, by Fund and Phase, Hernando/Citrus MPO

Fund	<2020	2020	2021	2022	2023	2024	>2024	All Years
Preliminary Engineering / Managed by FDOT								
DDR - District Dedicated Revenue	186,508	0	0	0	0	0	0	186,508
DS - State Primary Highways and PTO	255	0	0	0	0	0	0	255
Construction / Managed by FDOT								
DDR - District Dedicated Revenue	0	1,450,278	0	0	0	0	0	1,450,278
DIH - State In-House Product Support	0	21,754	0	0	0	0	0	21,754
DS - State Primary Highways and PTO	0	116,022	0	0	0	0	0	116,022
Item 444420 1 Totals:	186,763	1,588,054	0	0	0	0	0	1,774,817
Project Total:	186,763	1,588,054	0	0	0	0	0	1,774,817

Project Item Number: 444425 2**Table 105: Five-Year TIP 2020-2024 Descriptive Information for Project Item Number 444425 2, Hernando/Citrus MPO**

Descriptor	Descriptor Information
Project Item Number:	444425 2
LRTP Objectives:	5.2, 5.5 (pages 6-12 through 6-13); Table 5-5 (page 5-11); Table 4-1 (page 4-2) Appendix H
District:	07
County:	Hernando
Project Description	I-75/SR 93 FROM PASCO CO LINE TO N OF CHURCH RD *SIS*
Type of Work:	LANDSCAPING
Extra Description:	INSTALLATION OF PLANTS AND RELATED MATERIALS
Project Length:	1.725

Table 106: Five-Year TIP 2020-2024 Project Item Number 444425 2 Funding Table, by Fund and Phase, Hernando/Citrus MPO

Fund	<2020	2020	2021	2022	2023	2024	>2024	All Years
Construction / Managed by FDOT								
DDR - District Dedicated Revenue	0	774,623	0	0	0	0	0	774,623
DIH - State In-House Product Support	0	11,619	0	0	0	0	0	11,619
DS - State Primary Highways and PTO	0	61,970	0	0	0	0	0	61,970
Item 444425 2 Totals:	0	848,212	0	0	0	0	0	848,212
Project Total:	0	848,212	0	0	0	0	0	848,212

Five-Year TIP 2020-2024 Project Listings: Turnpike

Project Item Number: 405270 3

Table 107: Five-Year TIP 2020-2024 Descriptive Information for Project Item Number 405270 3, Hernando/Citrus MPO

Descriptor	Descriptor Information
Project Item Number:	405270 3
LRTP Objectives:	1.3, 1.4, 1.8, 1.9 (Pages 6-6 through 6.10); Appendix H
District:	07
County:	Citrus
Project Description	SUNCOAST PARKWAY 2 - HERNANDO C/L TO SOUTH OF W GROVER CLEVELAND BLVD *SIS*
Type of Work:	NEW ROAD CONSTRUCTION
Extra Description:	S/O FROM 405270-1
Project Length:	7.410

Table 108: Five-Year TIP 2020-2024 Project Item Number 405270 3 Funding Table, by Fund and Phase, Hernando/Citrus MPO

Fund	<2020	2020	2021	2022	2023	2024	>2024	All Years
Preliminary Engineering / Managed by FDOT								
PKYI - Turnpike Improvement	6,562,019	0	0	0	0	0	0	6,562,019
Right of Way / Managed by FDOT								
PKYI - Turnpike Improvement	17,209,094	0	0	0	0	0	0	17,209,094
Railroad and Utilities / Managed by FDOT								
PKYI - Turnpike Improvement	11,605,553	0	0	0	0	0	0	11,605,553
Construction / Managed by FDOT								
PKBD - Turnpike Master Bond Fund	63,258,502	0	0	0	0	0	0	63,258,502
PKYI - Turnpike Improvement	5,922,844	0	1,800,000	0	0	0	0	7,722,844
PKYO -Turnpike Toll Collection / Oper	0	82,080	0	0	0	0	0	82,080

Fund	<2020	2020	2021	2022	2023	2024	>2024	All Years
Environmental / Managed by FDOT								
PKYI - Turnpike Improvement	200,000	0	0	0	0	0	0	200,000
Item 405270 3 Totals:	104,758,012	82,080	1,800,000	0	0	0	0	106,640,092
Project Total:	104,758,012	82,080	1,800,000	0	0	0	0	106,640,092

Project Item Number: 442764 1

Table 109: Five-Year TIP 2020-2024 Descriptive Information for Project Item Number 442764 1, Hernando/Citrus MPO

Descriptor	Descriptor Information
Project Item Number:	442764 1
L RTP Objectives:	1.3, 1.4, 1.8, 1.9 (Pages 6-6 through 6.10); Appendix H
District:	07
County:	Citrus
Project Description	SUNCOAST II (SR589) - SR 44 TO CR 486 *SIS*
Type of Work:	NEW ROAD CONSTRUCTION
Extra Description:	NA
Project Length:	3.000

Table 110: Five-Year TIP 2020-2024 Project Item Number 442764 1 Funding Table, by Fund and Phase, Hernando/Citrus MPO

Fund	<2020	2020	2021	2022	2023	2024	>2024	All Years
Preliminary Engineering / Managed by FDOT								
PKED -2012 SB1998-Turnpike Feeder Rd	6,524,808	0	0	0	0	0	0	6,524,808
PKYI -Turnpike Improvement	64,342	1,000,000	0	0	0	0	0	1,064,342
Right of Way / Managed by FDOT								
PKYI -Turnpike Improvement	1,548,367	3,194,372	0	7,041,004	0	0	0	11,783,743
Railroad & Utilities / Managed by FDOT								

Fund	<2020	2020	2021	2022	2023	2024	>2024	All Years
PKBD -Turnpike Master Bond Fund	0	0	0	12,000,000	0	0	0	12,000,000
PKYI -Turnpike Improvement	0	0	400,000	0	0	0	0	400,000
Construction / Managed by FDOT								
PKBD - Turnpike Master Bond Fund	0	0	0	0	0	64,714,000	0	64,714,000
PKYI -Turnpike Improvement	1,135	0	0	0	0	0	0	1,135
Item 442764 1 Totals:	8,138,652	4,194,372	400,000	19,041,004	0	64,714,000	0	96,488,028
Project Total:	8,138,652	4,194,372	400,000	19,041,004	0	64,714,000	0	96,488,028

Project Item Number: 405270 1

Table 111: Five-Year TIP 2020-2024 Descriptive Information for Project Item Number 405270 1, Hernando/Citrus MPO

Descriptor	Descriptor Information
Project Item Number:	405270 1
L RTP Objectives:	1.3, 1.4, 1.8, 1.9 (Pages 6-6 through 6.10); Appendix H
District:	07
County:	Citrus
Project Description	SUNCOAST PARKWAY 2 - US 98 TO HERNANDO/CITRUS COUNTY LINE *SIS*
Type of Work:	NEW ROAD CONSTRUCTION
Extra Description:	NA
Project Length:	1.451

Table 112: Five-Year TIP 2020-2024 Project Item Number 405270 1 Funding Table, by Fund and Phase, Hernando/Citrus MPO

Fund	<2020	2020	2021	2022	2023	2024	>2024	All Years
Planning / Managed by FDOT								
PKYI - Turnpike Improvement	958	0	0	0	0	0	0	958
P D & E / Managed by FDOT								

Fund	<2020	2020	2021	2022	2023	2024	>2024	All Years
PKYI - Turnpike Improvement	3,189,295	0	0	0	0	0	0	3,189,295
Preliminary Engineering / Managed by FDOT								
DI -ST. – S / W Inter / Intrastate Hwy	19,400,000	0	0	0	0	0	0	19,400,000
PKYI -Turnpike Improvement	12,700,684	0	0	0	0	0	0	12,700,684
PKYR -Turnpike Renewal & Replacement	4,145	0	0	0	0	0	0	4,145
Right of Way / Managed by FDOT								
DI -ST. – S / W Inter / Intrastate Hwy	650,597	0	0	0	0	0	0	650,597
PKYI -Turnpike Improvement	20,541,808	1,084,000	0	0	0	0	0	21,625,808
Railroad & Utilities / Managed by FDOT								
PKYI -Turnpike Improvement	40,209	0	0	0	0	0	0	40,209
Construction / Managed by FDOT								
DDR - District Dedicated Revenue	761	0	0	0	0	0	0	761
PKBD -Turnpike Master Bond Fund	29,217,812	0	0	0	0	0	0	29,217,812
PKYI -Turnpike Improvement	3,399,241	0	0	0	0	0	0	3,399,241
Environmental / Managed by FDOT								
PKYI -Turnpike Improvement	706,489	690,000	0	0	0	0	0	1,396,489
Item 405270 1 Totals:	89,851,999	1,774,000	0	0	0	0	0	91,625,999
Project Total:	89,851,999	1,774,000	0	0	0	0	0	91,625,999

Five-Year TIP 2020-2024 Project Listings: Transportation Planning

Project Item Number: 438747 5

Table 113: Five-Year TIP 2020-2024 Descriptive Information for Project Item Number 438747 5 Hernando/Citrus MPO

Descriptor	Descriptor Information
Project Item Number:	438747 5
LRTP Objectives:	1.1, 1.8, 2.1, 3.1, 3.2 (Pages 6-6 through 6-9)
District:	07
County:	Citrus
Project Description	CITRUS PLANNING MODEL STUDIES *NON-SIS*
Type of Work:	PLANNING MODELS/DATA UPDATE
Extra Description:	CONDUCT SURVEYS TO UPDATE PLANNING MODELS/DATA
Project Length:	.000

Table 114: Five-Year TIP 2020-2024 Project Item Number 438747 5 Funding Table, by Fund and Phase, Hernando/Citrus MPO

Fund	<2020	2020	2021	2022	2023	2024	>2024	All Years
Planning / Managed by FDOT								
D - Unrestricted State Primary	37,500	12,500	12,500	12,500	12,500	12,500	0	100,000
SN -STP, Mandatory Non-Urban ≤ 5K	37,500	12,500	12,500	12,500	12,500	12,500	0	100,000
Item 438747 5 Totals:	75,000	25,000	25,000	25,000	25,000	25,000	0	200,000
Project Total:	75,000	25,000	25,000	25,000	25,000	25,000	0	200,000

Project Item Number: 438747 4**Table 115: Five-Year TIP 2020-2024 Descriptive Information for Project Item Number 438747 4, Hernando/Citrus MPO**

Descriptor	Descriptor Information
Project Item Number:	438747 4
L RTP Objectives:	1.1, 1.8, 2.1, 3.1, 3.2 (Pages 6-6 through 6-9)
District:	07
County:	Hernando
Project Description	HERNANDO PLANNING MODEL STUDIES *NON-SIS*
Type of Work:	PLANNING MODELS/DATA UPDATE
Extra Description:	CONDUCT SURVEYS TO UPDATE PLANNING MODELS/DATA
Project Length:	.000

Table 116: Five-Year TIP 2020-2024 Project Item Number 438747 4 Funding Table, by Fund and Phase, Hernando/Citrus MPO

Fund	<2020	2020	2021	2022	2023	2024	>2024	All Years
Planning / Managed by FDOT								
ACSL -Advance Construction (SL)	2,000	0	0	0	0	0	0	2,000
D - Unrestricted State Primary	37,500	12,500	12,500	12,500	12,500	12,500	0	100,000
SL -STP, Areas ≤ 200K	35,500	12,500	12,500	12,500	12,500	12,500	0	98,000
Item 438747 4 Totals:	75,000	25,000	25,000	25,000	25,000	25,000	0	200,000
Project Total:	75,000	25,000	25,000	25,000	25,000	25,000	0	200,000

Project Item Number: 439335 2***Table 117: Five-Year TIP 2020-2024 Descriptive Information for Project Item Number 439335 2, Hernando/Citrus MPO***

Descriptor	Descriptor Information
Project Item Number:	439335 2
L RTP Objectives:	1.1, 1.8, 2.1, 3.1, 3.2 (Pages 6-6 through 6-9)
District:	07
County:	Hernando
Project Description	HERNANDO/CITRUS FY 2018/2019-2019/2020 UPWP *NON-SIS*
Type of Work:	TRANSPORTATION PLANNING
Extra Description:	NA
Project Length:	.000

Table 118: Five-Year TIP 2020-2024 Project Item Number 439335 2 Funding Table, by Fund and Phase, Hernando/Citrus MPO

Fund	<2020	2020	2021	2022	2023	2024	>2024	All Years
Planning / Responsible Agency Not Available								
PL -METRO PLAN (85% FA; 15% OTHER)	896,637	507,012	0	0	0	0	0	1,403,649
Item 439335 2 Totals:	896,637	507,012	0	0	0	0	0	1,403,649

Project Item Number: 439335 3***Table 119: Five-Year TIP 2020-2024 Descriptive Information for Project Item Number 439335 3, Hernando/Citrus MPO***

Descriptor	Descriptor Information
Project Item Number:	439335 3
L RTP Objectives:	1.1, 1.8, 2.1, 3.1, 3.2 (Pages 6-6 through 6-9)
District:	07
County:	Hernando
Project Description	HERNANDO/CITRUS FY 2020/2021-2021/2022 UPWP *NON-SIS*
Type of Work:	TRANSPORTATION PLANNING
Extra Description:	NA
Project Length:	.000

Table 120: Five-Year TIP 2020-2024 Project Item Number 439335 3 Funding Table, by Fund and Phase, Hernando/Citrus MPO

Fund	<2020	2020	2021	2022	2023	2024	>2024	All Years
Planning / Responsible Agency Not Available								
PL -Metro Plan (85% FA; 15% OTHER)	0	0	507,012	507,012	0	0	0	1,014,024
Item 439335 3 Totals:	0	0	507,012	507,012	0	0	0	1,014,024

Project Item Number: 439335 4***Table 121: Five-Year TIP 2020-2024 Descriptive Information for Project Item Number 439335 4, Hernando/Citrus MPO***

Descriptor	Descriptor Information
Project Item Number:	439335 4
L RTP Objectives:	1.1, 1.8, 2.1, 3.1, 3.2 (Pages 6-6 through 6-9)
District:	07
County:	Hernando
Project Description	HERNANDO/CITRUS FY 2022/2023-2023/2024 UPWP *NON-SIS*
Type of Work:	TRANSPORTATION PLANNING
Extra Description:	NA
Project Length:	.000

Table 122: Five-Year TIP 2020-2024 Project Item Number 439335 4 Funding Table, by Fund and Phase, Hernando/Citrus MPO

Fund	<2020	2020	2021	2022	2023	2024	>2024	All Years
Planning / Responsible Agency Not Available								
PL -METRO PLAN (85% FA; 15% OTHER)	0	0	0	0	507,012	0	0	507,012
Item 439335 4 Totals:	0	0	0	0	507,012	0	0	507,012
Project Total:	896,637	507,012	507,012	507,012	507,012	0	0	2,924,685

Five-Year TIP 2020-2024 Project Listings: Maintenance

Project Item Number: 259756 1*Table 123: Five-Year TIP 2020-2024 Descriptive Information for Project Item Number 259756 1, Hernando/Citrus MPO*

Descriptor	Descriptor Information
Project Item Number:	259756 1
LRTP Objectives:	2.1, 3.1, 4.2 (Pages 6-8 through 6-11)
District:	07
County:	Citrus
Project Description	CITRUS CO (02) *NON-SIS*
Type of Work:	ROUTINE MAINTENANCE
Extra Description:	none
Project Length:	.000

Table 124: Five-Year TIP 2020-2024 Descriptive Information for Project Item Number 259756 1, Hernando/Citrus MPO

Fund	<2020	2020	2021	2022	2023	2024	>2024	All Years
Brdg / Rdwy / Contract Maint / Managed by FDOT								
D - Unrestricted State Primary	3,565,332	70,000	70,000	70,000	70,000	70,000	0	3,915,332
Item 259756 1 Totals:	3,565,332	70,000	70,000	70,000	70,000	70,000	0	3,915,332
Project Total:	3,565,332	70,000	70,000	70,000	70,000	70,000	0	3,915,332

Project Item Number: 405298 1**Table 125: Five-Year TIP 2020-2024 Descriptive Information for Project Item Number 405298 1, Hernando/Citrus MPO**

Descriptor	Descriptor Information
Project Item Number:	405298 1
LRTP Objectives:	2.1, 3.1, 4.2 (Pages 6-8 through 6-11)
District:	07
County:	Citrus
Project Description	CITRUS CO (02) ASSET MANAGEMENT CONTRACT *NON-SIS*
Type of Work:	ROUTINE MAINTENANCE
Extra Description:	NA
Project Length:	.000

Table 126: Five-Year TIP 2020-2024 Project Item Number 405298 1 Funding Table, by Fund and Phase, Hernando/Citrus MPO

Fund	<2020	2020	2021	2022	2023	2024	>2024	All Years
Brdg / Rdwy / Contract Maint / Managed by FDOT								
D - Unrestricted State Primary	13,550,880	1,040,000	1,120,000	1,120,000	1,120,000	1,120,000	0	19,070,880
Item 405298 1 Totals:	13,550,880	1,040,000	1,120,000	1,120,000	1,120,000	1,120,000	0	19,070,880
Project Total:	13,550,880	1,040,000	1,120,000	1,120,000	1,120,000	1,120,000	0	19,070,880

Project Item Number: 400490 1**Table 127: Five-Year TIP 2020-2024 Descriptive Information for Project Item Number 400490 1, Hernando/Citrus MPO**

Descriptor	Descriptor Information
Project Item Number:	400490 1
LRTP Objectives:	2.1, 3.1, 4.2 (Pages 6-8 through 6-11)
District:	07
County:	Hernando
Project Description	HERNANDO CO (08) *NON-SIS*
Type of Work:	ROUTINE MAINTENANCE
Extra Description:	NA
Project Length:	.000

Table 128: Five-Year TIP 2020-2024 Project Item Number 400490 1 Funding Table, by Fund and Phase, Hernando/Citrus MPO

Fund	<2020	2020	2021	2022	2023	2024	>2024	All Years
Brdg / Rdwy / Contract Maint / Managed by FDOT								
D - Unrestricted State Primary	32,772,900	2,000,000	2,000,000	2,000,000	2,000,000	2,000,000	0	42,772,900
Item 400490 1 Totals:	32,772,900	2,000,000	2,000,000	2,000,000	2,000,000	2,000,000	0	42,772,900
Project Total:	32,772,900	2,000,000	2,000,000	2,000,000	2,000,000	2,000,000	0	42,772,900

Project Item Number: 401185 1***Table 129: Five-Year TIP 2020-2024 Descriptive Information for Project Item Number 401185 1, Hernando/Citrus MPO***

Descriptor	Descriptor Information
Project Item Number:	401185 1
LRTP Objectives:	2.1, 3.1, 4.2 (Pages 6-8 through 6-11)
District:	07
County:	Hernando
Project Description	HERNANDO CO (08) *SIS*
Type of Work:	ROUTINE MAINTENANCE
Extra Description:	NA
Project Length:	.000

Table 130: Five-Year TIP 2020-2024 Project Item Number 401185 1 Funding Table, by Fund and Phase, Hernando/Citrus MPO

Fund	<2020	2020	2021	2022	2023	2024	>2024	All Years
Brdg / Rdwy / Contract Maint / Managed by FDOT								
D - Unrestricted State Primary	141,794	15,000	15,000	15,000	15,000	15,000	0	216,794
Item 401185 1 Totals:	141,794	15,000	15,000	15,000	15,000	15,000	0	216,794
Project Total:	141,794	15,000	15,000	15,000	15,000	15,000	0	216,794

Five-Year TIP 2020-2024 Project Listings: FLP Aviation

Project Item Number: 432997 1

Table 131: Five-Year TIP 2020-2024 Descriptive Information for Project Item Number 432997 1, Hernando/Citrus MPO

Descriptor	Descriptor Information
Project Item Number:	432997 1
LRTP Objectives:	4.1 (Page 6-11)
District:	07
County:	Citrus
Project Description	INVERNESS AIRPORT - CONSTRUCT ACCESS AND UTILITIES TO HANGARS *NON-SIS*
Type of Work:	AVIATION PRESERVATION PROJECT
Extra Description:	NA
Project Length:	.000

Table 132: Five-Year TIP 2020-2024 Project Item Number 432997 1 Funding Table, by Fund and Phase, Hernando/Citrus MPO

Fund	<2020	2020	2021	2022	2023	2024	>2024	All Years
Capital / Responsible Agency Not Available								
DPTO -STATE - PTO	0	0	0	0	136,000	0	0	136,000
LF - Local Funds	0	0	0	0	34,000	0	0	34,000
Item 432997 1 Totals:	0	0	0	0	170,000	0	0	170,000
Project Total:	0	0	0	0	170,000	0	0	170,000

Project Item Number: 436828 1**Table 133: Five-Year TIP 2020-2024 Descriptive Information for Project Item Number 436828 1, Hernando/Citrus MPO**

Descriptor	Descriptor Information
Project Item Number:	436828 1
LRTP Objectives:	4.1 (Page 6-11)
District:	07
County:	Citrus
Project Description	INVERNESS AIRPORT - CONSTRUCT TAXIWAY TO T HANGERS (PHASE 1 OF 2) *NON-SIS*
Type of Work:	AVIATION CAPACITY PROJECT
Extra Description:	DESIGN AND CONSTRUCT
Project Length:	.000

Table 134: Five-Year TIP 2020-2024 Project Item Number 436828 1 Funding Table, by Fund and Phase, Hernando/Citrus MPO

Fund	<2020	2020	2021	2022	2023	2024	>2024	All Years
Capital / Responsible Agency Not Available								
DPTO -STATE - PTO	0	55,000	0	0	0	0	0	55,000
FAA - Federal Aviation Administration	0	990,000	0	0	0	0	0	990,000
LF - Local Funds	0	21,326	0	0	0	0	0	21,326
Item 436828 1 Totals:	0	1,066,326	0	0	0	0	0	1,066,326
Project Total:	0	1,066,326	0	0	0	0	0	1,066,326

Project Item Number: 436829 1***Table 135: Five-Year TIP 2020-2024 Descriptive Information for Project Item Number 436829 1, Hernando/Citrus MPO***

Descriptor	Descriptor Information
Project Item Number:	436829 1
LRTP Objectives:	4.1 (Page 6-11)
District:	07
County:	Citrus
Project Description	INVERNESS AIRPORT - MAINTENANCE AND REMARKING OF RUNWAY/TAXIWAY *NON-SIS*
Type of Work:	AVIATION PRESERVATION PROJECT
Extra Description:	NA
Project Length:	.000

Table 136: Five-Year TIP 2020-2024 Project Item Number 436829 1 Funding Table, by Fund and Phase, Hernando/Citrus MPO

Fund	<2020	2020	2021	2022	2023	2024	>2024	All Years
Capital / Responsible Agency Not Available								
DPTO -STATE - PTO	0	165,000	0	0	0	0	0	165,000
LF - Local Funds	0	41,250	0	0	0	0	0	41,250
Item 436829 1 Totals:	0	206,250	0	0	0	0	0	206,250
Project Total:	0	206,250	0	0	0	0	0	206,250

Project Item Number: 436830 1**Table 137: Five-Year TIP 2020-2024 Descriptive Information for Project Item Number 436830 1, Hernando/Citrus MPO**

Descriptor	Descriptor Information
Project Item Number:	436830 1
LRTP Objectives:	4.1 (Page 6-11)
District:	07
County:	Citrus
Project Description	INVERNESS AIRPORT - DESIGN AND CONSTRUCT VEHICLE PARKING FOR T-HANGERS *NON-SIS*
Type of Work:	AVIATION REVENUE/OPERATIONAL
Extra Description:	NA
Project Length:	.000

Table 138: Five-Year TIP 2020-2024 Project Item Number 436830 1 Funding Table, by Fund and Phase, Hernando/Citrus MPO

Fund	<2020	2020	2021	2022	2023	2024	>2024	All Years
Capital / Responsible Agency Not Available								
DPTO -STATE - PTO	0	124,800	0	0	0	0	0	124,800
LF - Local Funds	0	31,200	0	0	0	0	0	31,200
Item 436830 1 Totals:	0	156,000	0	0	0	0	0	156,000
Project Total:	0	156,000	0	0	0	0	0	156,000

Project Item Number: 438511 1***Table 139: Five-Year TIP 2020-2024 Descriptive Information for Project Item Number 438511 1, Hernando/Citrus MPO***

Descriptor	Descriptor Information
Project Item Number:	438511 1
LRTP Objectives:	4.1 (Page 6-11)
District:	07
County:	Citrus
Project Description	INVERNESS AIRPORT - REHABILITATE AIRFIELD SECURITY FENCING AND GATES *NON-SIS*
Type of Work:	AVIATION SECURITY PROJECT
Extra Description:	NA
Project Length:	.000

Table 140: Five-Year TIP 2020-2024 Project Item Number 438511 1 Funding Table, by Fund and Phase, Hernando/Citrus MPO

Fund	<2020	2020	2021	2022	2023	2024	>2024	All Years
Capital / Responsible Agency Not Available								
DPTO -STATE - PTO	0	0	409,600	0	0	0	0	409,600
LF - Local Funds	0	0	102,400	0	0	0	0	102,400
Item 438511 1 Totals:	0	0	512,000	0	0	0	0	512,000
Project Total:	0	0	512,000	0	0	0	0	512,000

Project Item Number: 440559 1**Table 141: Five-Year TIP 2020-2024 Descriptive Information for Project Item Number 440559 1, Hernando/Citrus MPO**

Descriptor	Descriptor Information
Project Item Number:	440559 1
LRTP Objectives:	4.1 (Page 6-11)
District:	07
County:	Citrus
Project Description	INVERNESS AIRPORT - TAXILANES FOR T-HANGARS *NON-SIS*
Type of Work:	AVIATION REVENUE/OPERATIONAL
Extra Description:	DESIGN AND CONSTRUCT
Project Length:	.000

Table 142: Five-Year TIP 2020-2024 Project Item Number 440559 1 Funding Table, by Fund and Phase, Hernando/Citrus MPO

Fund	<2020	2020	2021	2022	2023	2024	>2024	All Years
Capital / Responsible Agency Not Available								
DPTO -STATE - PTO	0	0	0	84,880	0	0	0	84,880
FAA - Federal Aviation Administration	0	0	0	954,900	0	0	0	954,900
LF - Local Funds	0	0	0	21,220	0	0	0	21,220
Item 440559 1 Totals:	0	0	0	1,061,000	0	0	0	1,061,000
Project Total:	0	0	0	1,061,000	0	0	0	1,061,000

Project Item Number: 444482 1**Table 143: Five-Year TIP 2020-2024 Descriptive Information for Project Item Number 444482 1, Hernando/Citrus MPO**

Descriptor	Descriptor Information
Project Item Number:	444482 1
LRTP Objectives:	4.1 (Page 6-11)
District:	07
County:	Citrus
Project Description	CRYSTAL RIVER - CAPTAIN TOM DAVIS FIELD - RUNWAY 9-27 EXTENSION *NON-SIS*
Type of Work:	AVIATION PRESERVATION PROJECT
Extra Description:	CONSTRUCT 645 FT EXTENSION ON EAST END OF RUNWAY
Project Length:	.000

Table 144: Five-Year TIP 2020-2024 Project Item Number 444482 1 Funding Table, by Fund and Phase, Hernando/Citrus MPO

Fund	<2020	2020	2021	2022	2023	2024	>2024	All Years
Capital / Responsible Agency Not Available								
DPTO -STATE - PTO	0	0	0	0	0	323,354	0	323,354
LF - Local Funds	0	0	0	0	0	80,840	0	80,840
Item 444482 1 Totals:	0	0	0	0	0	404,194	0	404,194
Project Total:	0	0	0	0	0	404,194	0	404,194

Project Item Number: 444483 1**Table 145: Five-Year TIP 2020-2024 Descriptive Information for Project Item Number 444483 1, Hernando/Citrus MPO**

Descriptor	Descriptor Information
Project Item Number:	444483 1
LRTP Objectives:	4.1 (Page 6-11)
District:	07
County:	Citrus
Project Description	CRYSTAL RIVER - CAPTAIN TOM DAVIS FIELD - REPLACE AIRPORT BEACON *NON-SIS*
Type of Work:	AVIATION SAFETY PROJECT
Extra Description:	NA
Project Length:	.000

Table 146: Five-Year TIP 2020-2024 Project Item Number 444483 1 Funding Table, by Fund and Phase, Hernando/Citrus MPO

Fund	<2020	2020	2021	2022	2023	2024	>2024	All Years
Capital / Responsible Agency Not Available								
DPTO -STATE - PTO	0	8,160	0	0	0	0	0	8,160
FAA - Federal Aviation Administration	0	91,800	0	0	0	0	0	91,800
LF - Local Funds	0	2,040	0	0	0	0	0	2,040
Item 444483 1 Totals:	0	102,000	0	0	0	0	0	102,000
Project Total:	0	102,000	0	0	0	0	0	102,000

Project Item Number: 438513 1***Table 147: Five-Year TIP 2020-2024 Descriptive Information for Project Item Number 438513 1, Hernando/Citrus MPO***

Descriptor	Descriptor Information
Project Item Number:	438513 1
LRTP Objectives:	4.1 (Page 6-11)
District:	07
County:	Hernando
Project Description	BROOKSVILLE-TAMPA BAY REGIONAL AIRPORT - WESTSIDE INFRASTRUCTURE *NON-SIS*
Type of Work:	AVIATION PRESERVATION PROJECT
Extra Description:	IMPROVEMENTS
Project Length:	.000

Table 148: Five-Year TIP 2020-2024 Project Item Number 438513 1 Funding Table, by Fund and Phase, Hernando/Citrus MPO

Fund	<2020	2020	2021	2022	2023	2024	>2024	All Years
Capital / Responsible Agency Not Available								
DPTO -STATE - PTO	0	0	600,000	0	0	0	0	600,000
LF - Local Funds	0	0	150,000	0	0	0	0	150,000
Item 438513 1 Totals:	0	0	750,000	0	0	0	0	750,000
Project Total:	0	0	750,000	0	0	0	0	750,000

Project Item Number: 438514 1**Table 149: Five-Year TIP 2020-2024 Descriptive Information for Project Item Number 438514 1, Hernando/Citrus MPO**

Descriptor	Descriptor Information
Project Item Number:	438514 1
LRTP Objectives:	4.1 (Page 6-11)
District:	07
County:	Hernando
Project Description	BROOKSVILLE-TAMPA BAY REGIONAL AIRPORT - WILDLIFE HAZARD REMEDIATION *NON-SIS*
Type of Work:	AVIATION PRESERVATION PROJECT
Extra Description:	none
Project Length:	.000

Table 150: Five-Year TIP 2020-2024 Project Item Number 438514 1 Funding Table, by Fund and Phase, Hernando/Citrus MPO

Fund	<2020	2020	2021	2022	2023	2024	>2024	All Years
Capital / Responsible Agency Not Available								
DPTO -STATE - PTO	0	0	43,200	0	0	0	0	43,200
FAA -Federal Aviation Admin	0	0	486,000	0	0	0	0	486,000
LF - Local Funds	0	0	10,800	0	0	0	0	10,800
Item 438514 1 Totals:	0	0	540,000	0	0	0	0	540,000
Project Total:	0	0	540,000	0	0	0	0	540,000

Project Item Number: 444468 1**Table 151: Five-Year TIP 2020-2024 Descriptive Information for Project Item Number 444468 1, Hernando/Citrus MPO**

Descriptor	Descriptor Information
Project Item Number:	444468 1
LRTP Objectives:	4.1 (Page 6-11)
District:	07
County:	Hernando
Project Description	BROOKSVILLE - TAMPA BAY REGIONAL AIRPORT - RUNWAY 9-27 RECONSTRUCTION *NON-SIS*
Type of Work:	AVIATION PRESERVATION PROJECT
Extra Description:	NA
Project Length:	.000

Table 152: Five-Year TIP 2020-2024 Project Item Number 444468 1 Funding Table, by Fund and Phase, Hernando/Citrus MPO

Fund	<2020	2020	2021	2022	2023	2024	>2024	All Years
Capital / Responsible Agency Not Available								
DPTO -STATE - PTO	0	0	0	617,500	0	0	0	617,500
FAA -Federal Aviation Admin	0	0	0	11,265,000	0	0	0	11,265,000
LF - Local Funds	0	0	0	617,500	0	0	0	617,500
Item 444468 1 Totals:	0	0	0	12,500,000	0	0	0	12,500,000
Project Total:	0	0	0	12,500,000	0	0	0	12,500,000

Project Item Number: 444774 1**Table 153: Five-Year TIP 2020-2024 Descriptive Information for Project Item Number 444774 1, Hernando/Citrus MPO**

Descriptor	Descriptor Information
Project Item Number:	444774 1
LRTP Objectives:	4.1 (Page 6-11)
District:	07
County:	Hernando
Project Description	BROOKSVILLE - TAMPA BAY REGIONAL AIRPROT EXTENSION OF TAXIWAY A *NON-SIS*
Type of Work:	AVIATION CAPACITY PROJECT
Extra Description:	NA
Project Length:	.000

Table 154: Five-Year TIP 2020-2024 Project Item Number 444774 1 Funding Table, by Fund and Phase, Hernando/Citrus MPO

Fund	<2020	2020	2021	2022	2023	2024	>2024	All Years
Capital / Responsible Agency Not Available								
DDR - District Dedicated Revenue	0	0	0	522,299	0	0	0	522,299
DPTO -STATE - PTO	0	0	0	477,701	0	0	0	477,701
LF - Local Funds	0	0	0	250,000	0	0	0	250,000
Item 444774 1 Totals:	0	0	0	1,250,000	0	0	0	1,250,000
Project Total:	0	0	0	1,250,000	0	0	0	1,250,000

Project Item Number: 444806 1**Table 155: Five-Year TIP 2020-2024 Descriptive Information for Project Item Number 444806 1, Hernando/Citrus MPO**

Descriptor	Descriptor Information
Project Item Number:	444806 1
LRTP Objectives:	4.1 (Page 6-11)
District:	07
County:	Hernando
Project Description	BROOSKVILLE - TAMPA BAY REGIONAL AIRPORT - TAXIWAY A RECONSTRUCTION *NON-SIS*
Type of Work:	AVIATION PRESERVATION PROJECT
Extra Description:	NA
Project Length:	.000

Table 156: Five-Year TIP 2020-2024 Project Item Number 444806 1 Funding Table, by Fund and Phase, Hernando/Citrus MPO

Fund	<2020	2020	2021	2022	2023	2024	>2024	All Years
Capital / Responsible Agency not Available								
DPTO -STATE - PTO	0	577,473	0	0	0	0	0	577,473
FAA - Federal Aviation Administration	0	6,312,500	0	0	0	0	0	6,312,500
LF - Local Funds	0	126,250	0	0	0	0	0	126,250
Item 444806 1 Totals:	0	7,016,223	0	0	0	0	0	7,016,223
Project Total:	0	7,016,223	0	0	0	0	0	7,016,223

Five-Year TIP 2020-2024 Project Listings: FLP: TRANSIT

Project Item Number: 402628 1*Table 157: Five-Year TIP 2020-2024 Descriptive Information for Project Item Number 402628 1, Hernando/Citrus MPO*

Descriptor	Descriptor Information
Project Item Number:	402628 1
LRTP Objectives:	3.1, 3.2, 3.6 (Page 6-9)
District:	07
County:	Citrus
Project Description	FTA SECTION 5311 OPERATING *NON-SIS*
Type of Work:	CAPITAL FOR FIXED ROUTE
Extra Description:	CITRUS COUNTY BOCC - FTA SECTION 5311 OPERATING
Project Length:	.000

Table 158: Five-Year TIP 2020-2024 Project Item Number 402628 1 Funding Table, by Fund and Phase, Hernando/Citrus MPO

Fund	<2020	2020	2021	2022	2023	2024	>2024	All Years
Operations / Managed by Citrus County Board of County Commissioners								
DDR - District Dedicated Revenue	31,314	0	0	0	0	0	0	31,314
DU - State Primary / Federal Reimbursement	4,660,550	178,393	99,785	107,509	108,000	124,034	0	5,278,271
LF - Local Funds	4,746,139	178,393	99,785	107,509	108,000	124,034	0	5,363,860
Item 402628 1 Totals:	9,438,003	356,786	199,570	215,018	216,000	248,068	0	10,673,445

Project Item Number: 402628 2**Table 159: Five-Year TIP 2020-2024 Descriptive Information for Project Item Number 402628 2, Hernando/Citrus MPO**

Descriptor	Descriptor Information
Project Item Number:	402628 2
LRTP Objectives:	3.1, 3.2, 3.6 (Page 6-9)
District:	07
County:	Citrus
Project Description	FTA SECTION 5311 *NON-SIS*
Type of Work:	OPERATING/ADMIN. ASSISTANCE
Extra Description:	CITRUS COUNTY BOCC - FTA SECTION 5311
Project Length:	.000

Table 160: Five-Year TIP 2020-2024 Project Item Number 402628 2 Funding Table, by Fund and Phase, Hernando/Citrus MPO

Fund	<2020	2020	2021	2022	2023	2024	>2024	All Years
Operations / Managed by Citrus County Board of County Commissioners								
DU - State Primary / Federal Reimbursement	393,063	0	95,745	115,309	116,000	122,535	0	842,652
LF - Local Funds	393,063	0	95,745	115,309	116,000	122,535	0	842,652
Capital / Managed by Citrus County Board of County Commissioners								
DU - State Primary / Federal Reimbursement	3,640,457	0	0	0	0	0	0	3,640,457
LF - Local Funds	596,494	0	0	0	0	0	0	596,494
Item 402628 2 Totals:	5,023,077	0	191,490	230,618	232,000	245,070	0	5,922,255

Project Item Number: 402628 4***Table 161: Five-Year TIP 2020-2024 Descriptive Information for Project Item Number 402628 4, Hernando/Citrus MPO***

Descriptor	Descriptor Information
Project Item Number:	402628 4
LRTP Objectives:	3.1, 3.2, 3.6 (Page 6-9)
District:	07
County:	Citrus
Project Description	CITRUS COUNTY BOCC - FTA SECTION 5307 *NON-SIS*
Type of Work:	OPERATING/ADMIN. ASSISTANCE
Extra Description:	SMALL URBANIZED AREA GOVERNOR'S APPORTIONMENT
Project Length:	.000

Table 162: Five-Year TIP 2020-2024 Project Item Number 402628 4 Funding Table, by Fund and Phase, Hernando/Citrus MPO

Fund	<2020	2020	2021	2022	2023	2024	>2024	All Years
Capital / Managed by Citrus County Transit								
FTA – Federal Transit Administration	3,445,165	900,000	900,000	900,000	0	0	0	6,145,165
LF - Local Funds	3,445,165	900,000	900,000	900,000	0	0	0	6,145,165
Item 402628 4 Totals:	6,890,330	1,800,000	1,800,000	1,800,000	0	0	0	12,290,330
Project Total:	21,351,410	2,156,786	2,191,060	2,245,636	448,000	493,138	0	28,886,030

Project Item Number: 438845 1**Table 163: Five-Year TIP 2020-2024 Descriptive Information for Project Item Number 438845 1, Hernando/Citrus MPO**

Descriptor	Descriptor Information
Project Item Number:	438845 1
LRTP Objectives:	3.1, 3.2, 3.6 (Page 6-9)
District:	07
County:	Citrus
Project Description	CITRUS COUNTY BOCC - STATE TRANSIT BLOCK GRANT *NON-SIS*
Type of Work:	OPERATING/ADMIN. ASSISTANCE
Extra Description:	HOMOSSASSA SPRINGS
Project Length:	.000

Table 164: Five-Year TIP 2020-2024 Project Item Number 438845 1 Funding Table, by Fund and Phase, Hernando/Citrus MPO

Fund	<2020	2020	2021	2022	2023	2024	>2024	All Years
Operations / Managed by Citrus County Transit								
DDR - District Dedicated Revenue	8,884	279,417	0	308,059	0	0	0	596,360
DPTO -State - PTO	764,344	0	293,390	0	326,532	339,635	0	1,723,901
LF - Local Funds	773,228	279,417	293,390	308,059	326,532	339,635	0	2,320,261
Item 438845 1 Totals:	1,546,456	558,834	586,780	616,118	653,064	679,270	0	4,640,522
Project Total:	1,546,456	558,834	586,780	616,118	653,064	679,270	0	4,640,522

Project Item Number: 401982 1**Table 165: Five-Year TIP 2020-2024 Descriptive Information for Project Item Number 401982 1, Hernando/Citrus MPO**

Descriptor	Descriptor Information
Project Item Number:	401982 1
LRTP Objectives:	3.1, 3.2, 3.6 (Page 6-9)
District:	07
County:	Hernando
Project Description	HERNANDO COUNTY SECTION 5311 *NON-SIS*
Type of Work:	OPERATING/ADMIN. ASSISTANCE
Extra Description:	FTA SECTION 5311
Project Length:	.000

Table 166: Five-Year TIP 2020-2024 Project Item Number 401982 1 Funding Table, by Fund and Phase, Hernando/Citrus MPO

Fund	<2020	2020	2021	2022	2023	2024	>2024	All Years
Operations / Managed by Hernando								
DU - State Primary / Federal Reimbursement	1,827,471	141,617	242,992	250,588	283,104	296,293	0	3,042,065
LF - Local Funds	1,856,922	141,617	242,992	250,588	283,104	296,293	0	3,071,516
Capital / Managed by Hernando								
LF - Local Funds	22,000	0	0	0	0	0	0	22,000
Item 401982 1 Totals:	3,706,393	283,234	485,984	501,176	566,208	592,586	0	6,135,581

Project Item Number: 401982 2**Table 167: Five-Year TIP 2020-2024 Descriptive Information for Project Item Number 401982 2, Hernando/Citrus MPO**

Descriptor	Descriptor Information
Project Item Number:	401982 2
LRTP Objectives:	3.1, 3.2, 3.6 (Page 6-9)
District:	07
County:	Hernando
Project Description	HERNANDO COUNTY BOCC - FTA SECTION 5311 *NON-SIS*
Type of Work:	CAPITAL FOR FIXED ROUTE
Extra Description:	THE BUS
Project Length:	.000

Table 168: Five-Year TIP 2020-2024 Project Item Number 401982 2 Funding Table, by Fund and Phase, Hernando/Citrus MPO

Fund	<2020	2020	2021	2022	2023	2024	>2024	All Years
Operations / Managed by Hernando County MPO								
DU - State Primary / Federal Reimbursement	7,159	132,258	98,778	117,246	117,406	131,040	0	603,887
LF - Local Funds	7,159	132,258	98,778	117,246	117,406	131,040	0	603,887
Item 401982 2 Totals:	14,318	264,516	197,556	234,492	234,812	262,080	0	1,207,774
Project Total:	3,720,711	547,750	683,540	735,668	801,020	854,666	0	7,343,355

Project Item Number: 401983 1**Table 169: Five-Year TIP 2020-2024 Descriptive Information for Project Item Number 401983 1, Hernando/Citrus MPO**

Descriptor	Descriptor Information
Project Item Number:	401983 1
LRTP Objectives:	3.1, 3.2, 3.6 (Page 6-9)
District:	07
County:	Hernando
Project Description	HERNANDO COUNTY MPO TRANSIT PLANNING FUNDS SECTION 5303 *NON-SIS*
Type of Work:	PTO STUDIES
Extra Description:	SECTION 5305 MPO TRANSPORTATION PLANNING
Project Length:	.000

Table 170: Five-Year TIP 2020-2024 Project Item Number 401983 1 Funding Table, by Fund and Phase, Hernando/Citrus MPO

Fund	<2020	2020	2021	2022	2023	2024	>2024	All Years
Planning / Managed by Hernando County MPO								
DDR - District Dedicated Revenue	69,633	9,159	9,587	9,875	0	0	0	98,254
DPTO -State - PTO	62,932	0	0	0	10,172	7,596	0	80,700
DS - State Primary Highways and PTO	5,176	0	0	0	0	0	0	5,176
DU - State Primary / Federal Reimbursement	1,104,698	73,275	76,701	79,004	81,374	60,769	0	1,475,821
LF - Local Funds	139,056	9,159	9,587	9,875	10,172	7,596	0	185,445
Item 401983 1 Totals:	1,381,495	91,593	95,875	98,754	101,718	75,961	0	1,845,396
Project Total:	1,381,495	91,593	95,875	98,754	101,718	75,961	0	1,845,396

Project Item Number: 408104 1**Table 171: Five-Year TIP 2020-2024 Descriptive Information for Project Item Number 408104 1, Hernando/Citrus MPO**

Descriptor	Descriptor Information
Project Item Number:	408104 1
LRTP Objectives:	3.1, 3.2, 3.6 (Page 6-9)
District:	07
County:	Hernando
Project Description	HERNANDO COUNTY BLOCK GRANT *NON-SIS*
Type of Work:	OPERATING FOR FIXED ROUTE
Extra Description:	HERNANDO COUNTY BOCC - STATE TRANSIT BLOCK GRANT - THEBUS
Project Length:	.000

Table 172: Five-Year TIP 2020-2024 Project Item Number 408104 1 Funding Table, by Fund and Phase, Hernando/Citrus MPO

Fund	<2020	2020	2021	2022	2023	2024	>2024	All Years
Operations / Managed by Hernando County MPO								
DDR - District Dedicated Revenue	1,618,531	300,000	379,134	398,091	0	0	0	2,695,756
DPTO - State - PTO	1,713,929	61,077	0	0	415,402	438,895	0	2,629,303
DS - State Primary Highways and PTO	1,397,737	0	0	0	0	0	0	1,397,737
LF - Local Funds	4,697,094	361,077	379,134	398,091	415,402	438,895	0	6,689,693
Item 408104 1 Totals:	9,427,291	722,154	758,268	796,182	830,804	877,790	0	13,412,489
Project Total:	9,427,291	722,154	758,268	796,182	830,804	877,790	0	13,412,489

Project Item Number: 408715 1***Table 173: Five-Year TIP 2020-2024 Descriptive Information for Project Item Number 408715 1, Hernando/Citrus MPO***

Descriptor	Descriptor Information
Project Item Number:	408715 1
LRTP Objectives:	3.1, 3.2, 3.6 (Page 6-9)
District:	07
County:	Hernando
Project Description	HERNANDO COUNTY BOCC - FTA SECTION 5307 *NON-SIS*
Type of Work:	TRANSIT IMPROVEMENT
Extra Description:	THE BUS - SMALL URBANIZED GOV. APPROPRIATION
Project Length:	.000

Table 174: Five-Year TIP 2020-2024 Project Item Number 408715 1 Funding Table, by Fund and Phase, Hernando/Citrus MPO

Fund	<2020	2020	2021	2022	2023	2024	>2024	All Years
Capital / Managed by Hernando								
FTA – Federal Transit Authority	6,648,621	900,000	900,000	900,000	900,000	0	0	10,248,621
Item 408715 1 Totals:	6,648,621	900,000	900,000	900,000	900,000	0	0	10,248,621
Project Total:	6,648,621	900,000	900,000	900,000	900,000	0	0	10,248,621

Five-Year TIP 2020-2024 Project Listings: Miscellaneous

Project Item Number: 435720 1*Table 175: Five-Year TIP 2020-2024 Descriptive Information for Project Item Number 435720 1, Hernando/Citrus MPO*

Descriptor	Descriptor Information
Project Item Number:	435720 1
LRTP Objectives:	2.3, 3.4, 3.5 (Pages 6-8 through 6-9); Map 4-9 (Page 4-20); Appendix D-1
District:	07
County:	Hernando
Project Description	GOOD NEIGHBOR TRL CONNECTOR FM W OF SUNCOAST PKWY TO SR 50/CORTEZ BLVD *SIS*
Type of Work:	BIKE PATH/TRAIL
Extra Description:	12'-15' MULTI USE TRAIL - C2C
Project Length:	4.075

Table 176: Five-Year TIP 2020-2024 Project Item Number 435720 1 Funding Table, by Fund and Phase, Hernando/Citrus MPO

Fund	<2020	2020	2021	2022	2023	2024	>2024	All Years
Preliminary Engineering / Managed by FDOT								
DDR - District Dedicated Revenue	14,153	0	0	0	0	0	0	14,153
DIH - State In-House Product Support	88,763	0	0	0	0	0	0	88,763
DS - State Primary Highways and PTO	169,546	0	0	0	0	0	0	169,546
EB -Equity Bonus	1,009,491	0	0	0	0	0	0	1,009,491
PKYI - Turnpike Improvement	3,704	0	0	0	0	0	0	3,704
RED -Redistr OF FA (SEC 1102F)	48,983	0	0	0	0	0	0	48,983
TALL -Transportation Alts - < 200K	15,626	0	0	0	0	0	0	15,626
TALT - Transportation Alts – Any Area	658,199	0	0	0	0	0	0	658,199
TLWR -2015 SB2514A- Trail Network	475,358	0	0	0	0	0	0	475,358

Fund	<2020	2020	2021	2022	2023	2024	>2024	All Years
Right of Way / Managed by FDOT								
DIH - State In-House Product Support	120,000	0	0	0	0	0	0	120,000
DS - State Primary Highways and PTO	545,445	0	0	0	0	0	0	545,445
TLWR -2015 SB2514A-Trail Network	1,335,830	0	0	0	0	0	0	1,335,830
Construction / Managed by FDOT								
DIH - State In-House Product Support	0	68,657	0	0	0	0	0	68,657
DS - State Primary Highways and PTO	834	0	0	0	0	0	0	834
TLWR -2015 SB2514A-Trail Network	0	5,217,455	0	0	0	0	0	5,217,455
Environmental / Managed by FDOT								
TALT -Transportation Alts- Any Area	0	37,058	0	0	0	0	0	37,058
Item 435720 1 Totals:	4,485,932	5,323,170	0	0	0	0	0	9,809,102
Project Total:	4,485,932	5,323,170	0	0	0	0	0	9,809,102

Project Item Number: 436711 1**Table 177: Five-Year TIP 2020-2024 Descriptive Information for Project Item Number 436711 1, Hernando/Citrus MPO**

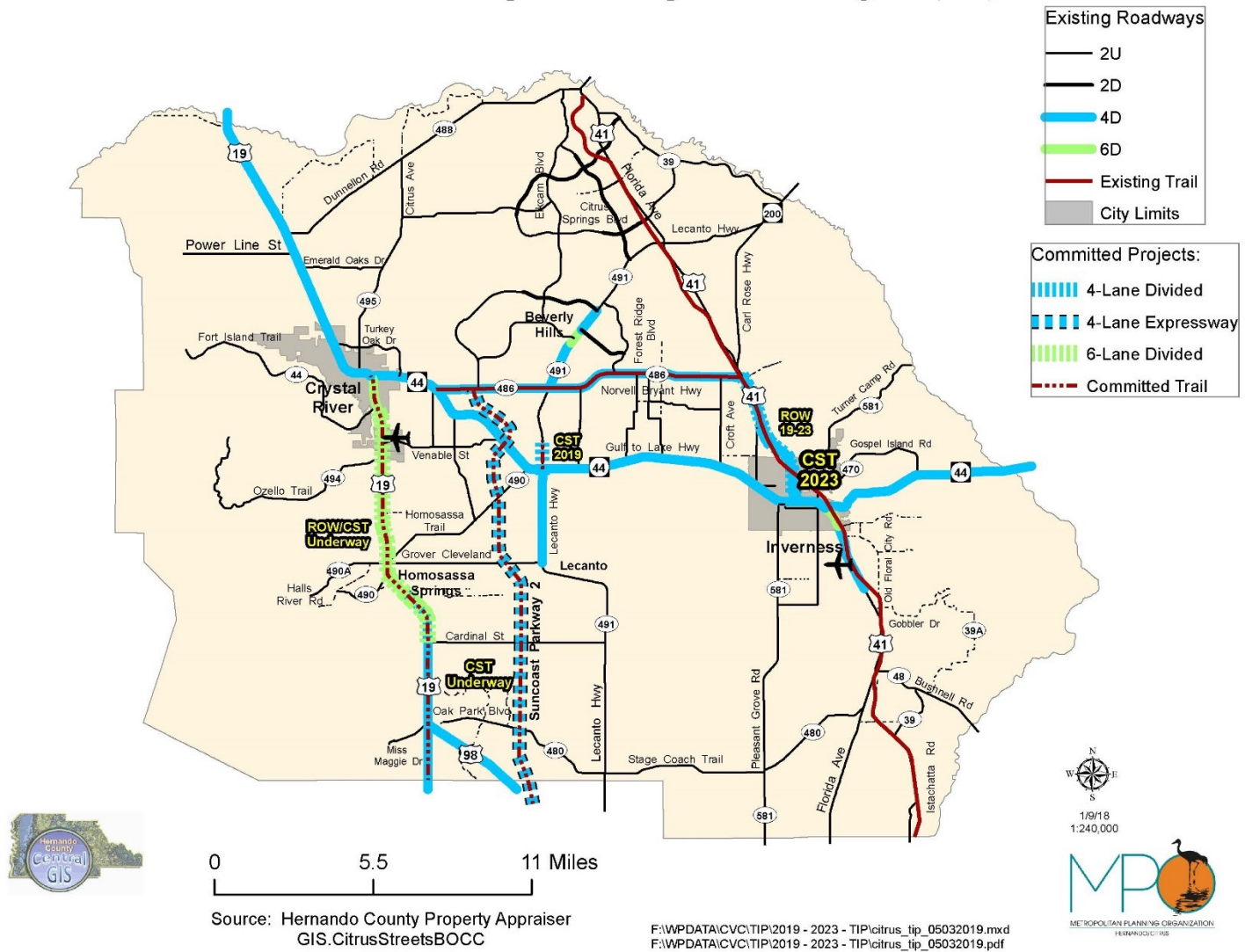
Descriptor	Descriptor Information
Project Item Number:	436711 1
L RTP Objectives:	2.3, 3.4, 3.5 (Pages 6-8 through 6-9); Appendix D-2
District:	07
County:	Hernando
Project Description	EXPLORER K8 SCHOOL VARIOUS LOCATIONS *NON-SIS*
Type of Work:	SIDEWALK
Extra Description:	DESIGN AND CONSTRUCT 5' SIDEWALKS
Project Length:	.000

Table 178: Five-Year TIP 2020-2024 Project Item Number 436711 1 Funding Table, by Fund and Phase, Hernando/Citrus MPO

Fund	<2020	2020	2021	2022	2023	2024	>2024	All Years
Preliminary Engineering / Managed by FDOT								
DS - State Primary Highways and PTO	3,322	0	0	0	0	0	0	3,322
SR2T -Safe Routes - Transfer	3,974	0	0	0	0	0	0	3,974
Preliminary Engineering / Managed by Hernando County Board of County Commissioners								
SR2T -Safe Routes - Transfer	105,300	0	0	0	0	0	0	105,300
Construction / Managed by Hernando County Board of County Commissioners								
TALL -Transportation Alts - < 200K	1,000	0	0	215,554	0	0	0	216,554
TALT - Transportation Alts – Any Area	0	0	0	664,212	0	0	0	664,212
Item 436711 1 Totals:	113,596	0	0	879,766	0	0	0	993,362
Project Total:	113,596	0	0	879,766	0	0	0	993,362
District 07 Totals:	348,178,927	144,541,298	51,969,626	84,374,787	31,351,727	109,621,517	0	770,037,882

***CITRUS AND HERNANDO
COUNTY CAPITAL
IMPROVEMENT
PROGRAM***

Draft Citrus County FY 2020 - FY 2024: Transportation Improvement Program (TIP)



Citrus County Program Project Tables 2019 - 2024 Fiscal Years, Hernando / Citrus MPO

These tables were created on June 18, 2019.

Table 179: Capacity and Rehabilitation

No.	Name	Description	Phase	Fund	2019/20	2020/21	2021/22	2022/23	2023/24
1	CR 491 (N. Lecanto Hwy.)	4-lane divided urban with sidewalk and multiuse path	PE		\$225,000	\$175,000			
	From: Audubon Park Path To: Horace Allen St.		ROW	gas tax	\$12,000,000	\$500,000			
			CST	Grants		\$14,300,000			
CATEGORY EXPENDITURE					\$12,225,000	\$14,975,000		\$0	

Table 180: Surface Treatments

No.	Name	Description	Phase	Fund	2019/20	2020/21	2021/22	2022/23	2023/24
1	W. Citrus Springs Blvd.	resurface							
			PE	SCOP, gas tax					
	From: N. Santos Dr. To: US 41 (N. Florida Ave.)		ROW CST			\$1,836,931			
2	N. Deltona Blvd.	resurface							
			PE	SCOP, gas tax					
	From: W. Homeway Loop To: W. Citrus Springs Blvd.		ROW CST	gas tax		\$539,000			
3	CR 491 (S. Lecanto Hwy.)	resurface							
			PE	SCOP, gas tax					
	From: Grover Cleveland Blvd		ROW						

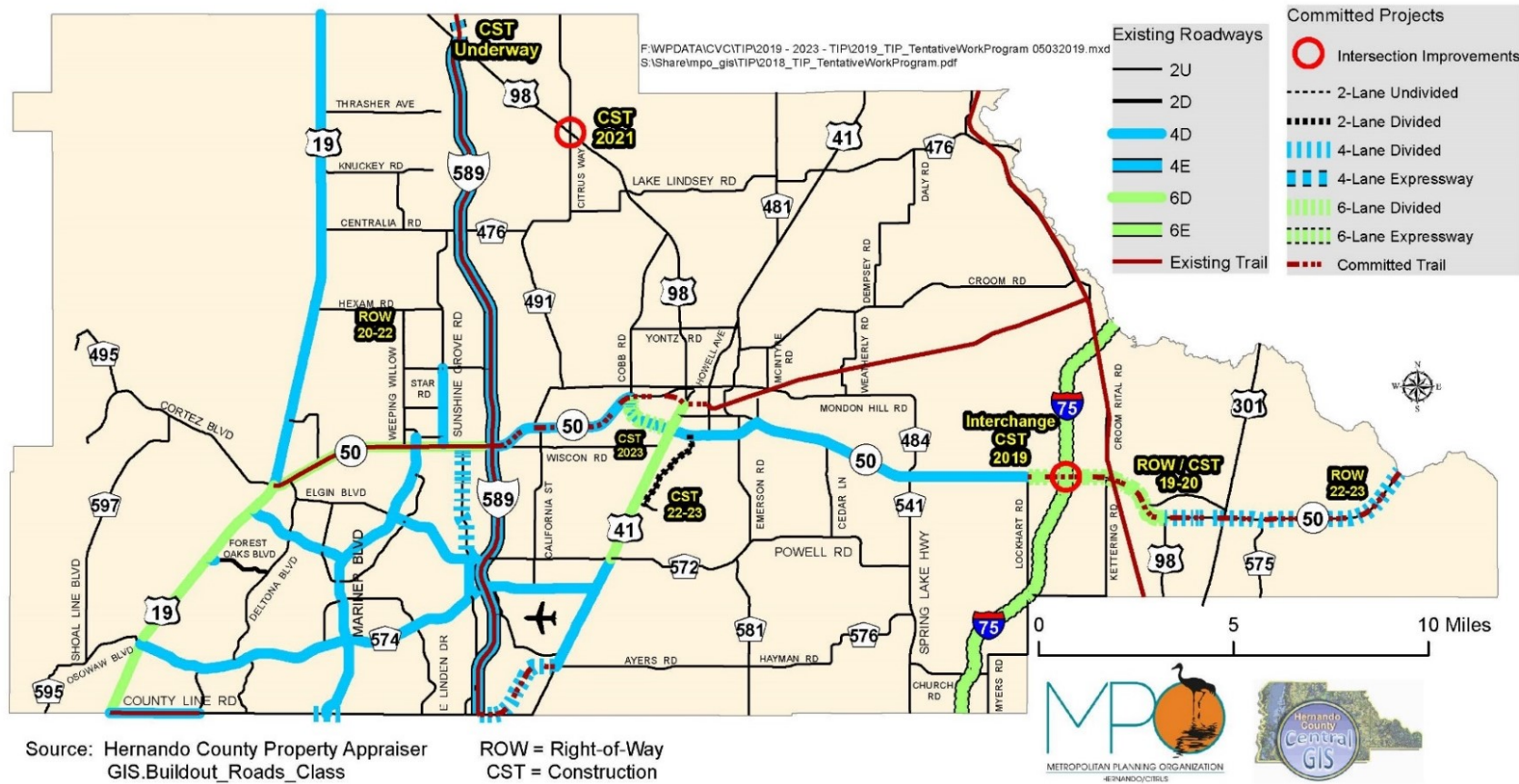
No.	Name	Description	Phase	Fund	2019/20	2020/21	2021/22	2022/23	2023/24
4	To: Ocala St.		CST		\$2,121,483				
	S. Canary Palm Terrace	resurface							
			PE	SCOP, gas					
	From: W. Green Acres St.		ROW	tax					
5	To: Oaklawn		CST			\$136,950			
	E. Withlacoochee Trail (Ph 1)	resurface							
			PE	SCOP					
	From: Scott Ln		ROW	gas tax					
6	To: SR 200		CST				\$397,125		
	W. Yulee Drive	resurface							
			PE	SCOP, gas					
	From: W. Bradshaw St		ROW	tax					
7	To: US 19		CST				\$389,750		
	S. Great Oaks Drive	resurface							
			PE						
	From: E. Floral Park Dr		ROW	SCOP					
8	To: E. Orange Ave		CST	gas tax			\$534,241		
	E. Turner Camp Road	resurface							
			PE						
	From: E. Banks Ct.		ROW	SCOP					
9	To: Matthew Meadows Ct		CST	gas tax		-	\$830,180		
	E. Trails End Road	resurface							
			PE						
	From: E. Wymar Trail		ROW	SCOP					
	To: S. Withlapopka Dr		CST	gas tax		-	\$849,508		

No.	Name	Description	Phase	Fund	2019/20	2020/21	2021/22	2022/23	2023/24
10	E. Withlacoochee Trail (Phase II)		resurface						
	From: W. of E. Tasha Ct To: Scott Lane		PE						
			ROW	SCOP					
			CST	gas tax			-	\$1,290,775	
11	N. Dunkenfield Ave		resurface						
	From: W. Venable St. to To: 250 LF N of Marion Way		PE						
			ROW	SCOP					
			CST	gas tax				-	\$2,450,719
CATEGORY EXPENDITURE					\$2,121,483	\$2,512,881	\$2,151,296	\$2,140,283	2,450,719

City of Crystal River

No.	Name	Description	Phase	Fund	2019/20	2020/21	2021/22	2022/23	2023/24
1	Three Sisters								
	Infrastructure Improvement (bike path/trail, pier, restrooms)		Infrastructure Improvement	PE ROW					
			CST						
CATEGORY EXPENDITURE					\$0	\$0	\$0	\$0	

Hernando County FY 2020 - FY 2024: Transportation Improvement Program (TIP)



Hernando County Program Project Tables 2019 - 2024 Fiscal Years, Hernando / Citrus MPO

Table 181: Capacity

Project Name	Fund	Notes	FY20	FY21	FY22	FY23	FY24	FY 2020-24
			\$18,113,275	\$16,609,974	\$8,837,544	\$7,380,696	\$2,413,369	\$51,950,858
Capacity			\$3,223,000	\$7,863,500	\$1,597,500	\$1,750,000	\$1,750,000	\$14,684,000
Barclay Ave Multilaning	3334	R/W (Powell to N San An)	\$750,000					
		Design Update (Powell to N San An)	\$50,000					
		Construction (Powell to N San An)		\$6,600,000				
		Design (San Antonio to Lucky)			\$520,000			
		R/W (San Antonio to Lucky)				\$1,250,000	\$1,250,000	\$9,170,000
Coastal Way Int Imp	3331	Construction	\$649,000					\$649,000
Forest Oaks @ US19 Int Imp	3334	Construction (on-hold due to FDOT)	\$990,000					\$990,000
Mariner @ Landover S Int Imp	3334	Design	\$125,000					
	3334	Construction		\$495,000				\$620,000
Mariner W Frontage Rd (Evergreen Woods to Mariner)	3334	Design	\$129,000					
		Land Acquisition (5606101)		\$345,000				
		Construction (5606309)			\$577,500			\$1,051,500
SR50 Frontage Rd W of Mariner (Kadri to Evergreen)	3334	R/W	\$530,000					
03324-5909967		Construction		\$423,500				\$953,500

Project Name	Fund	Notes	FY20	FY21	FY22	FY23	FY24	FY 2020-24
Star Rd Imp	3331	R/W			\$250,000	\$250,000	\$250,000	\$500,000
Weeping Willow Rd Imp	3331	R/W			\$250,000	\$250,000	\$250,000	\$750,000
Surface Treatment			\$1,018,870	\$811,920	\$1,139,710	\$902,180	\$0	\$3,872,680
Arbor	1013	Design/Construction			\$187,620			\$187,620
Arlainie	1013	Design/Construction		\$378,420				\$378,420
Benes Roush	1013	Design/Construction				\$247,100		\$247,100
Chimney Rock	1013	Design/Construction				\$400,680		\$400,680
Dusky Warbler	1013	Design/Construction	\$591,480					\$591,480
Emerald	1013	Design/Construction			\$227,050			\$227,050
English Sparrow	1013	Design/Construction		\$286,200				\$286,200
Eskimo Curlew	1013	Design/Construction		\$147,300				\$147,300
Glenchester	1013	Design/Construction			\$470,640			\$470,640
Nodoc	1013	Design/Construction			\$254,400			\$254,400
Pomp Parkway	1013	Design/Construction	\$427,390					\$427,390
San Antonio	1013	Design/Construction				\$254,400		\$254,400

Table 182: MSBU

Project Name	Fund	Notes	FY20	FY21	FY22	FY23	FY24	FY 2020-24
MSBU			\$621,300	\$0	\$0	\$0	\$0	\$621,300
Hurricane Paving MSBU	1013	Design						
		Construction	\$315,850					\$315,850
Johnathan Paving MSBU	1013	Design						
		Construction	\$56,350					\$56,350
Michigan Paving MSBU	1013	Design						
		Construction	\$249,100					\$249,100

Project Name	Fund	Notes	FY20	FY21	FY22	FY23	FY24	FY 2020-24
Phesant Area Paving MSBU	1013	Design						
		Construction	\$738,030					\$738,030

Table 183: Signal Systems/Sidewalks (non-grant)

Project Name	Fund	Notes	FY20	FY21	FY22	FY23	FY24	FY 2020-24
Signal Systems/Sidewalks (non-grant)			\$2,194,770	\$1,200,000	\$598,380	\$0	\$0	\$4,033,150
Cobblestone @ SH Int Imp	1017	Design	\$63,000					
03231-5909967		Construction		\$175,000				\$238,000
Fiber Optic-Spring Hill (Aerial to US41)	1015	Construction	\$320,000					\$320,000
Fiber Optic-Forest Oaks (US19 to Deltona)	1015	Construction	\$350,000					\$350,000
Fiber Optic-Northcliffe (Deltona-Explorer)	1015	Design	\$152,000					
03221-5909967		Construction		\$823,000				\$975,000
Fiber Optic-Spring Hill Dr (Mariner-Coronado)	1015	Design	\$31,000					
03221-5909967		Construction		\$107,000				\$138,000
Fiber Optic-SR50(Wiscon-Cobb)	1015	Design			\$129,980			
	1015	Construction			\$468,400			\$598,380
Howell Ave@US41 Int Imp	1017	Construction (schedule w/LAP project)	\$75,000					\$75,000
Mariner @ Elgin Signage/Markings Upgrade	1017	Construction	\$80,000					\$80,000
Mariner Blvd Sidewalk ADA	1022	Construction	\$272,800					\$272,800
School Zone Upgrade-Brksv Elem/Hernando Hgh	1017	Design						

Project Name	Fund	Notes	FY20	FY21	FY22	FY23	FY24	FY 2020-24
		Construction	\$60,000					\$60,000
School Zone Upgrade-Challenger K8	1017	Design						
		Construction	\$85,000					\$85,000
School Zone Upgrade-Chocachatti/Nature Coast	1017	Design						
		Construction	\$50,000					\$50,000
School Zone Upgrade-Explorer K8	1017	Design						
		Construction	\$119,000					\$119,000
School Zone Upgrade-Fox Chapel Middle	1017	Design						
		Construction	\$50,000					\$50,000
School Zone Upgrade-JD Floyd	1017	Design	\$8,000					
03221-5909967		Construction		\$45,000				\$53,000
School Zone Upgrade-Pine Grv/W Hrnd/Cntrl	1017	Design						
		Construction	\$80,000					\$80,000
School Zone Upgrade-Spring Hill Elem	1017	Design						
		Construction	\$119,000					\$119,000
School Zone Upgrade-Springstead High	1017	Construction	\$62,000					\$62,000
School Zone Upgrade-Suncoast Elem	1017	Construction	\$58,000					\$58,000
Seven Hills Sidewalk ADA Improvement	1017	Construction	\$59,970					\$59,970
Traffic Signal Timing - Elgin (Barclay to Mariner)	1015	Construction						\$40,000
Traffic Signal Timing - Mariner (Nrthclf to Cty Line)	1015	Construction	\$100,000					\$100,000

Project Name	Fund	Notes	FY20	FY21	FY22	FY23	FY24	FY 2020-24
Traffic Signal Timing - Spring Hill Dr (Waterfall-US19)	1015	Construction		\$50,000				\$50,000

Table 184: Pavement Mgmt Collector

Project Name	Fund	Notes	FY20	FY21	FY22	FY23	FY24	FY 2020-24
Pavement Mgmt-Collector			\$5,504,700	\$2,200,000	\$2,667,500	\$2,304,500	\$0	\$12,732,700
California Rd	1022	Design/Construction	\$1,254,000					\$1,254,000
Cobb Rd	1022	Design/Construction			\$1,985,500			\$1,985,500
Corporate Blvd	1022	Construction	\$220,000					\$220,000
Croom Rd (Broad-Jacobson)	1022	Design/Construction	\$808,500					\$808,500
Croom Rd (Jacobson-Withrow)	1022	Design/Construction				\$918,500		\$918,500
Culbreath Rd (Powell to Pasco)	1022	Design	\$500,000					
03241-5909967		Construction		\$2,200,000				\$2,700,000
Dr MLK Blvd	1022	Design/Construction	\$275,000					\$275,000
Lake Lindsey Resurface Phase 4	1022	Design			\$154,000			
	1022	Construction				\$1,386,000		\$1,540,000
Shoal Line Phase I (Calienta to WW Bridge)	1022	Design						
		Construction	\$505,000					\$507,000
Shoal Line Phase II (WW Bridge to Cortez)	1022	Design						
		Construction	\$1,053,000					\$1,056,000
Snow Hill Rd	1022	Construction	\$330,000					\$330,000
Thrasher Ave (Mellon to Pomp)	1022	Design	\$51,000					

Project Name	Fund	Notes	FY20	FY21	FY22	FY23	FY24	FY 2020-24
03241-5909967		Construction			\$528,000			\$579,000
Thrasher Ave (US19-Mellon)	1022	Design						
		Construction	\$508,200					\$559,200

Table 185: Pavement Mgmt-Residential

Project Name	Fund	Notes	Fund	Notes	FY20	FY21	FY22	FY23
Pavement Mgmt-Residential			\$902,000	\$701,600	\$833,800	\$1,529,000	\$0	\$3,966,400
Cassandra Way	1022	Design/Construction			\$73,700			\$73,700
Cimarron Way	1022	Design/Construction			\$31,900			\$31,900
Clayton Rd	1022	Design/Construction		\$105,600				\$105,600
Endsley Rd	1022	Design/Construction			\$577,500			\$577,500
Garden Grove	1022	Design/Construction				\$451,000		\$451,000
Green Hammock Sub	1022	Construction	\$110,000					\$110,000
Hope Hill Rd	1022	Design/Construction		\$220,000				\$220,000
Jones Rd	1022	Construction	\$121,000					\$121,000
Lambeth Rd	1022	Design/Construction		\$90,000				\$90,000
Old Trilby Rd	1022	Design/Construction		\$187,000				\$187,000
Olympia Rd	1022	Construction	\$242,000					\$242,000
Pocahontas Dr	1022	Design/Construction			\$29,700			\$29,700
Ranchette Rd	1022	Design/Construction			\$121,000			\$121,000
Redfox Ln	1022	Design/Construction		\$99,000				\$99,000
Skyview Circle	1022	Construction	\$429,000					\$429,000
Spring Hill Area 4B	1022	Design/Construction				\$1,078,000		\$1,078,000

Table 186: Grants

Project Name	Fund	Notes	FY20	FY21	FY22	FY23	FY24	FY 2020-24
Grants			\$2,929,885	\$662,954	\$1,850,654	\$595,016	\$663,369	\$6,701,878
Brooksville Elem (Howell Ave) LAP	1015	Construction	\$293,056					\$293,056
Cyril Bypass Rdwy	1013	Design						
		Construction	\$1,825,000					\$1,825,000
Deltona Blvd SW LAP(Elgin-SR50)	1011	Design						
		Construction		\$165,683				\$165,683
E Linden SW LAP (Coronado to SH Dr)		Construction		\$401,904				\$401,904
Elgin Blvd SW LAP (Deltona to Mariner)		Design	\$101,070					
		Construction			\$874,453			\$975,523
Explorer K8 SW LAP		Construction			\$880,766			\$880,766
JD Floyd SW LAP		Construction	\$433,742					\$433,742
S Linden SW LAP (Spring Hill to County Line)		Design			\$95,435			
		Construction					\$663,369	\$758,804
W Landover SW LAP (Northcliffe to Elgin)		Design		\$95,367				
		Construction				\$595,016		\$690,383
Westside Elem LAP		Construction	\$277,017					\$277,017
Eastside Elem LAP (Raley from SR 50 to Roper)		Design			\$239,996			
		Construction					\$209,414	\$239,996
Fox Chapel MS LAP (Freeport from Dltna to Nrthelf)		Design			\$270,555			

Project Name	Fund	Notes	FY20	FY21	FY22	FY23	FY24	FY 2020-24
		Construction					\$473,083	\$270,555

TRANSPORTATION DISADVANTAGED

TRANSPORTATION DISADVANTAGED FIVE YEAR WORK PROGRAM FY 2020-2024

The amounts listed include the local funding match of the participating agency.

PROJECT DESCRIPTION	FISCAL YEARS				
	2020	2021	2022	2023	2024
Citrus County					
Section 5311 - Capital for fixed route	\$605,734	\$0	\$644,022	\$0	\$650,000
Section 5311 – Operating/Admin. assistance	\$825,000	\$850,000	\$875,000	\$900,000	\$900,000
Section 5310 – Operating assistance	\$0	\$0	\$0	\$0	\$0
Commission for the Transportation Disadvantaged – Planning Grant	MISC \$22,447 TDTF	MISC \$22,447 TDTF	MISC \$22,447 TDTF	MISC \$22,447 TDTF	MISC \$22,447 TDTF
Hernando County					
Section 5311 – Operating/Administrative Assistance	\$250,000	\$250,000	\$250,000	\$250,000	\$250,000
Section 5310 – Operating Assistance	\$300,000	\$325,000	\$350,000	\$375,000	\$375,000
CTD Trip & Equipment Grant	\$650,000	\$700,000	\$800,000	\$800,000	\$825,000
CTD Mobility Enhancement Grant	\$0	\$0	\$0	\$0	\$0
Shirley Conroy Grant	\$132,000	\$0	\$132,000	\$0	\$132,000
Commission for the Transportation Disadvantaged – Planning Grant	MISC \$23,237 TDTF	MISC \$23,237 TDTF	MISC \$23,237 TDTF	MISC \$23,237 TDTF	MISC \$23,237 TDTF

***LIST OF
TRANSPORTATION
PRIORITY PROJECTS***

HERNANDO/CITRUS MPO STATE HIGHWAY SYSTEM LIST OF PRIORITY PROJECTS

It is the policy of the Hernando/Citrus MPO that the following projects on the State Highway System should be implemented consistent with the attached List of Priority Projects, which were adopted by the MPO Board on September 18, 2018.

The MPO recognizes that actual construction dates will be a function of:

1. project development activities completed to date;
2. the complexity of the project development activities; and
3. available funding by eligible funding categories.

However, all efforts should be put forward to advance State highway projects with the following priority sequence:

The following List of Priority Projects was developed for providing the FDOT with a sequence of projects for advancement in their work program for the respective Urban Areas. These lists include projects on the State, County and City transportation networks, and must be considered flexible to respond to the results of the requested Corridor Studies, continuing technical evaluations, and public comment. It is the intent of the MPO to periodically reevaluate priority lists as appropriate.



**HERNANDO/ CITRUS MPO
MAJOR IMPROVEMENT and CONGESTION MANAGEMENT PROGRAMS
FY 2019/2020 LIST OF PRIORITY PROJECTS – Amended September 18, 2018**

RANK	FPN	Agency	FACILITY	FROM	TO	ACTIVITY	PROJECT PHASE/ COST ESTIMATE
↓ FUNDED FOR CONSTRUCTION ↓							
PRODUCTION	411011 2,3,4	FDOT	I-75 (SR 93)	Pasco County	Sumter County	Add 2 lanes (existing 4)	Design Build/ \$140,379,975
	405270 1	FTE	Suncoast Parkway II (SR 589)	US 98	CR 486 / Norvell Bryant Highway	New 4 lane Toll Road	CONST/ \$ 41,335,232
	405270 3	"	"	Hernando/Citrus Co. Line	S. of W. Grover Cleveland Blvd.	"	CONST/ \$ 89,774,831
	405270 4	"	"	S. of W. Grover Cleveland Blvd.	SR 44 (W. Gulf to Lake Hwy.)	"	CONST/ \$ 59,975,115
	430051 2	FDOT	SR 50/US 98 (Cortez Blvd.)	Lockhart Road	E. of Remington Road	Add 2 lanes (existing 4)	CONST/ \$ 4,931,393
	416732 4	FDOT	SR 50/US 98 (Cortez Blvd.)	Windmere Rd.	US 98 (McKethan Rd.)	Add 2 lanes (existing 4)	CONST/ \$ 23,493,112
	416732 3	FDOT	SR 50 (Cortez Blvd.)	US 98 (McKethan Rd.)	US 301 (Treiman Blvd.)	Add 2 lanes (existing 2)	CONST/ \$ 22,462,315
	257298 5	FDOT	CR 578 (County Line Rd.)	Toll 589 (Suncoast Pkwy.)	US 41 (Broad St.)	Construct 4 lanes	CONST/ \$ 28,333,252
	257298 6	FDOT	CR 578 (County Line Rd.)	Springtime St.	E. of Mariner Blvd.	Construct 4 lanes	CONST/ \$10,785,542
	4058220 2	FDOT	US 19 (SR 55)/US 98	W. Green Acres St.	W. Jump Ct.	Add 2 lanes (existing 4)	CONST/ \$ 29,268,982
	4058220 3	FDOT	US 19 (SR 55)/US 98	W. Jump Ct.	W. Fort Island Trail	Add 2 lanes (existing 4)	CONST/ \$ 37,962,912
	4344981	Citrus Co.	CR 491 (N. Lecanto Hwy.) Phase 1	W. Laurel St.	S. of W. Audubon Park Path	Add 2 lanes (existing 2)	CONST/\$17,866,368
	416733 2	FDOT	SR 50 Bypass	CR 485 (Cobb Rd.)	W. of Buck Hope Road	Add 2 lanes (existing 4)	CONST/\$13,488,428
	416735 1	FDOT	SR 50 Bypass	W. of Buck Hope Road	Jefferson Street (50A)	Add 2 lanes (existing 4)	CONST/\$34,053,371
	257165 1	FDOT	US 41 (SR 45) (N. Florida Ave.)	SR 44 (E. Gulf to Lake Hwy.)	E. Arlington St.	Add 2 lanes (existing 2)	PE ONLY
257165 3	FDOT	US 41 (SR 45) (N. Florida Ave.)	SR 44 (E. Gulf to Lake Hwy.)	S of Withlacoochee Trail Bridge	Add 2 lanes (existing 2)	CONST/\$15,808,500	
↓ NOT FUNDED FOR CONSTRUCTION ↓							
1	257165 4	FDOT	US 41 (SR 45) (N. Florida Ave.)	S of Withlacoochee Trail Bridge	Live Oak Ln.	Add 2 lanes (existing 2)	
	257165 5	FDOT	US 41 (SR 45) (N. Florida Ave.)	Live Oak Ln.	Arlington St.	Add 2 lanes (existing 2)	
	257165 2	FDOT	US 41 (SR 45) (N. Florida Ave.)	E. Arlington St.	SR 200 (N. Carl G Rose Hwy.)	Add 2 lanes (existing 2)	
2		Hernando Co.	Frontage Rd.	Weeping Willow Street	Sunshine Grove Road	Congestion Project	
3		Citrus Co.	US 41 (N. Florida Ave.) (SR 45)	N. Independence Hwy.	Intersection	Congestion Project	
4	442835 1	FDOT	SR 50 (Cortez Blvd.)	US 301/SR 35 (Treiman Blvd.)	Hernando/Sumter Co. Line	Add 2 lanes (existing 2)	
5		FDOT	US 41/SR 50A One Way Pairs	W. of Mildred Ave.	US 41/SR 50A intersection	Complete Streets	
6		Citrus Co.	Croft Ave.	SR 44 (E. Gulf to Lake Hwy.)	E. Hayes St.	Add 2 lanes (existing 2)	
7		FDOT	US 98 Realignment to (CR 485)	US 98 (Ponce de Leon Blvd.)	SR 50 (Cortez Blvd.)	Add 2 lanes (existing 2)	
8		Citrus Co.	CR 490A (W. Grover Cleveland Blvd.)	US 19 (SR 55)/US 98	CR 491 (S. Lecanto Hwy.)	Add 2 lanes (existing 2)	
9		Citrus Co.	CR 491 (N. Lecanto Hwy.)	W. Pine Bridge Blvd.	US 41/SR 45	Add 2 lanes (existing 2)	
10	438613 1	FDOT	US 41 (SR 45) (Broad St.)	Spring Hill Dr.	Powell Rd.	Add 2 lanes (existing 4)	
11		Citrus Co.	CR 490 (Homosassa Trail)	US 19 (SR 55)/US 98	SR 44 (W. Gulf to Lake Hwy.)	Add 2 lanes (existing 2)	
12	405822 5	Citrus Co.	US 19 (SR 55)/US 98	Cardinal Street	Green Acres	Add 2 lanes (existing 4)	

Blue - Hernando County

Orange - Citrus County

Terms Key

CONST
PD&E
PE
ROW

Construction
Project Development and Environment
Preliminary Engineering/Design
Right-of-Way



**HERNANDO/ CITRUS MPO
CONGESTION MANAGEMENT PROGRAM
FY 2019/2020 LIST OF PRIORITY PROJECTS**
Adoption June 19, 2018

PRIORITY	FPN/ Agency	Agency	ROADWAY	LOCATION	PROJECT DESCRIPTION
FULLY FUNDED					
	257298 6	FDOT	CR 578 (County Line Rd.)	CR 587 (Mariner Blvd. Intersection)	Multi-Lane Intersection Improvement
UNFUNDED/PARTIALLY FUNDED					
1			SR 50 (Cortez Blvd.)	Weeping Willow St. to Sunshine Grove Rd.	Traffic management and frontage road action plan
2			CR 578 (County Line Rd.)	Waterfall Blvd. Intersection	Signalization with turn lanes

PRIORITY			ROADWAY	LOCATION	PROJECT DESCRIPTION
UNFUNDED/PARTIALLY FUNDED					
1			US 41 (N. Florida Ave.) (SR 45) N. Independence Hwy.	Inverness	Intersection Improvement
2			US 41 (S. Florida Ave.) (SR 45)/SR 48 (E. Orange Ave.)	Floral City	Intersection Improvement
3			US 41/SR 44/E. Highland Blvd.	Inverness	Intersection Improvement

Blue - Hernando County

Orange - Citrus County

TRANSPORTATION ALTERNATIVES PROGRAM

Federal transportation legislation provides specific set-aside funds designated for the construction of non-highway projects to enhance the quality of the local transportation system. The following Transportation Alternatives Program Priority (TAP) List depicts those projects which are eligible under the single funding source provided via that TAP. The projects listed below were selected through a ranking process. The Technical Advisory (TAC), Bicycle/Pedestrian Advisory (BPAC), and Citizens Advisory committees (CAC) suggested projects and provided comment on each project in relation to the overall goals, objectives, and policies of the comprehensive bicycle and pedestrian plans. The MPO Board selected the final ranking of the projects, as shown on the attached Complete Streets Project Priority List.

A small portion of Highway Trust Funds were earmarked for transportation alternative (TA) projects. TA funds are formula driven and allocated based on population. These funds cannot be expended on traditional highway construction projects. The new list of eligible projects which qualify for transportation alternative fund allocations include:

- 1) Construction, planning, and design of on-road and off-road trail facilities for pedestrians, bicyclists, and other non-motorized forms of transportation;
- 2) Construction, planning, and design of infrastructure-related projects and systems that will provide safe routes for non-drivers, including children, older adults, and individuals with disabilities to access daily needs;
- 3) Conversion and use of abandoned railroad corridors for trails for pedestrians, bicyclists, or other non-motorized transportation users;
- 4) Construction of turnouts, overlooks, and viewing area;
- 5) Community improvement activities, including:
 - inventory, control, or removal of outdoor advertising;
 - historic preservation and rehabilitation of historic transportation facilities;
 - vegetation management practices in transportation rights-of-way to improve roadway safety, prevent against invasive species, and provide erosion control; and
 - archaeological activities relating to impacts from implementation of a transportation project eligible under 23 USC;
- 6) Any environmental mitigation activity, including pollution prevention and pollution abatement activities and mitigation to:
 - address stormwater management, control, and water pollution prevention or abatement related to highway construction or due to highway runoff; or

- reduce vehicle-caused wildlife mortality or to restore and maintain connectivity among terrestrial or aquatic habitats.


Citrus County FY2019/2020 Complete Streets Priority Projects



**Citrus County
FY 2019/2020
Complete Streets Priority Projects
Amended: September 18, 2018**

Project Rank	Previous Rank	FPN / Resp. Agency	Project/Description	From	To	Area	Project Type	Project Phase/ Year
PRODUCTION		4325811 / FDOT	W. Yulee Dr. - Sidewalk	W. Central St.	US 19 (S Suncoast Blvd.)	CC	TA	CST 2018
		4375141 / FDOT	US 19/SR 55/S. Suncoast Blvd. - Multi-Use Trail	Hernando/Citrus County Line	W. Green Acres St.	CCR	RRR	CST 2020
		4058223 / FDOT	US 19/SR 55/S. Suncoast Blvd. - Multi-Use Trail	W. Jump Ct.	Ft. Island Trail	CC/CR	RRR	CST 2018
		4396981 / FDOT	Forest Ridge Elementary - Phase I Sidewalk	W. Norvell Bryant Hwy (CR 486)	W. Lake Beverly Dr.	CC	SRTS	CST 2021
		4373491 / FDOT	Withlacoochee State Trail (WST) Connector	WST Northern Terminus	Dunnellon Trailhead	CC	ST	CST 2019
		4396991 / FDOT	Pleasant Grove Elementary (CR 581) - Sidewalk	Pleasant Grove Rd.	W. Gulf to Lake Hwy (SR 44)	CC/INV	SRTS	CST 2020
		4411041 / FDOT	N Turkey Oak Dr.	SR 44	US 19	CC/INV	SRTS	CST 2021
1			Withlacoochee State Trail (WST) - Rehabilitation	Hernando/Citrus County Line	Citrus/Marion County Line	CC	ST	Application Submitted
2			Forest Ridge Elementary - Phase II Sidewalk	W. Lake Beverly Dr.	N. Lecanto Hwy (CR 491)	CC	TA	Application Submitted
Deleted	3		Crystal River Middle School - Covered Sidewalk	On-Site		CCR	SRTS	
3			Rock Crusher Elementary - Sidewalk	W. Homosassa Trail (CR 490)	Duval Island Boat Ramp	CC	TA	
4			Three Sisters Springs Connector - Multi-Use Trail	US 19/Kings Bay Drive	486 Trail	CC/CCR	TA	Consultant Study Complete
5			Ft. Island Trail - Multi-Use Trail	Gulf of Mexico	Three Sisters Trail	CC/CCR	TA	Consultant Study Complete
6			Floral City Sidewalks/Bicycle Route	Floral City	Floral City	CC	TA	Under Review
7			Sugarmill Woods - Multi-Use Trail along US 98	Oak Village Blvd.	Trailhead/Parking lot near the Suncoast Parkway II	CC	TA	
8			W. Cardinal St. - Sidewalk	US 19 (S. Suncoast Blvd.)	S. Lecanto Hwy (CR 491)	CC	TA	
9			E. Vine St. & E. Gospel Is. Rd. - Sidewalk	N. Apopka Ave.	W. Gulf to Lake Hwy (SR 44)	CC	TA	
10			N. Independence Hwy. - PS/Sidewalk	E. Gulf to Lake Hwy (SR 44)	N. Florida Ave (US 41)	CC	TA	
11			US 19 Trailhead & Crossing	Crosstown Trail at US 19 - (In City of Crystal River)		CR	TA	
12			South Apoka Connector - Phase I	Dampier St.	Highland Blvd.	CC/INV	TA	
13			W. Halls River Rd. (CR 490A) - Sidewalk	S. Riverview Circle	US 19 (S. Suncoast Blvd.)	CC	TA	
14			Eden Dr. Connector/Sidewalk	WST	Martinis Dr.	CC/INV	TA	
15			Forest Dr. Sidewalk	W. Main St. (SR44)	Independence Hwy.	CC	TA	
16			Turner Camp Rd./Ella Ave. - PS/Sidewalk	US 41	Inverness MS	CC	TA	
17			Citrus Springs Blvd. - Bicycle Lane/PS	Dunklin Blvd.	W. Deltona Blvd.	CC	TA	
18			Elkcam Blvd. - Bicycle Lane/PS	Pine Ridge Blvd	N Citrus Springs Blvd.	CC	TA	
19			Pine Ridge Blvd. - Bicycle Lane/PS	CR 486	CR 491	CC	TA	
20			South Apoka Connector - Phase II	Highland Blvd.	E Anna Jo Dr.	CC/INV	TA	
21			Mossy Oak Sidewalk	US 41 and Eden Dr.	WST	WST	TA	
22			Sugarmill Woods Bicycle Lane along:			CC	TA	
			a. W. Oak Park Blvd.	Shoppes at Sugarmill Woods	Corkwood Blvd.	CC	TA	
			b. Cypress Blvd. E	W. Oak Park Blvd.	Cypress Circle E	CC	TA	
			c. Corkwood Blvd.	W. Oak Park Blvd.	Cypress Blvd. E	CC	TA	
U			Suncoast Parkway - Ext. to 486	CR 491 - possible trail extension	CR 486 trail	CC	TA	ROW issues
U			W. Miss Maggie Dr. (CR 480) - Sidewalk/PS	Chassowitzka River Campground	US 19 (S. Suncoast Blvd.)	CC	TA	ROW issues
			Terms Key	CC Citrus County	P Programmed for a production phase	ST SunTrail Funding		
				CCR City of Crystal River	PE Preliminary Engineering/Design	TA Transportation Alternatives		
				CR Crystal River	PS Paved Shoulders	U Unranked		
				CST Construction	ROW Right-of-Way	WST Withlacoochee State Trail		
				INV Inverness	RRR Resurfacing, Restoration and Rehabilitation	RED New Projects		
				OGT Office of Greenways & Trails	SRTS Safe Routes to School	REHAB Rehabilitation (funding TBD)		

Hernando County FY2019/2020 Complete Streets Priority Projects

		Hernando County FY 2019/2020 Complete Streets Priority Projects Amended: September 18, 2018						
Project Rank	Previous Rank	FPN Res. Agency	Project/Corridor	From	To	Area	Project Type	Project Phase/Year
PRODUCTION		4343091 FDOT	Spring Hill Elementary - Sidewalk (SRTS Application)	w/n 2-mile radius of school		HC	SRTS	CST 2018
		4336951 FDOT	Deltona Blvd. - Sidewalk	Deltona Elem. School	Philatelic Dr.	HC	TA	CST 2018
		4279963 FDOT	Powell Rd. - Sidewalk/Multi-Use Trail	Spring Park Way	California St.	HC	TA	CST 2018
		4344991 FDOT	Quality Dr./Medical Blvd. - Sidewalk	Mariner Blvd.	Farnsworth Blvd.	HC	TA	CST 2018
		4367111 FDOT	Explorer K-8 - Sidewalks (SRTS Application)	w/n 2-mile radius of school		HC	SRTS	CST 2022
		4367101 FDOT	JD Floyd K-8 - Sidewalks (SRTS Application)	w/n 2-mile radius of school		HC	SRTS	CST 2023
		4367121 FDOT	Brooksville Elementary - Sidewalk (SRTS Application)	w/n 2-mile radius of school		COB	SRTS	CST 2020
		4367091 FDOT	Westside Elementary - Sidewalk (SRTS application)	w/n 2-mile radius of school		HC	SRTS	CST 2020
		4372642 FDOT	GNT Gap Connector Trail - Multi-Use Trail	SR50/Cortez Blvd.	GNT Trailhead	HC/COB	ST	CST 2020
		4357201 FDOT	West GNT Trail Connector - Multi-Use Trail	W Suncoast PKWY	SR 50/Cortez Blvd.	HC/COB	ST	CST 2020
		4395091 FDOT	Deltona Blvd. - Sidewalk	Elgin Blvd.	SR 50	HC	TA	CST 2021
	4367081 FDOT	Deltona Blvd. - Sidewalk	Spring Hill Dr.	Begonia St.	HC	TA	CST 2021	
	4337141 FDOT	E. Linden Dr. - Sidewalk	Coronado Dr.	Spring Hill Dr.	HC	TA	CST 2021	
	4395081 FDOT	Elgin Blvd. - Sidewalk	Elgin Blvd.	Mariner Blvd.	HC	TA	CST 2022	
1	Production	4411071 FDOT	Eastside Elementary - Sidewalk	w/n 2-mile radius of school		HC	SRTS	PE 2022
2	Production	4411031 FDOT	Fox Chapel Middle School - Sidewalk	w/n 2-mile radius of school		HC	SRTS	PE 2022
3	Production	4386511 FDOT	S Linden Dr. - Sidewalk	County Line Rd.	Spring Hill Dr.	HC	TA	PE 2022
4	Production	4374841 FDOT	W. Landover Blvd.	Northcliffe Blvd.	Elgin Blvd.	HC	TA	PE 2021
5	1		Sunshine Grove Rd. - Sidewalk	Ken Austin Pkwy.	Hexam Rd.	HC	TA	Application Submitted
6	2		California St./Powell Rd. - Sidewalk	Spring Hill Dr./California St.	Powell Rd./Rowan Rd.	HC	TA	Application Submitted
7	3		Cobblestone Dr. - Sidewalk	Pinehurst Dr.	County Line Rd.	HC	TA	Application Submitted
8	4		W. Linden Dr. - Sidewalk	Spring Hill Dr.	Mariner Blvd.	HC	TA	Application Submitted
9	5		Amero Ln. - Sidewalk	Coronado Dr.	Anderson Snow Rd.	HC	TA	Application Submitted
10	6		Nightwalker Rd. - Sidewalk	Cortez Blvd. (SR 50)	Madrid Rd.	HC	TA	Application Submitted
11	7		Good Neighbor Trail (GNT) - Rehabilitation	Jefferson St.	Jasmine St.	COB	TA	Application Submitted
12	8		Withlacoochee State Trail (WST) - Reconstruction	Pasco/Hernando County Line	Citrus/Marion County Line	HC	TA	No Application
13	9		Suncoast Trail/U.S. 98 - Trailhead/Restroom	Suncoast Trail/US 98		HC	TA	No Application
14	10		Spring Hill Dr. - Sidewalk	US 19	Ken Lake Ave.	HC	TA	No Application
15	11		Spring Hill Dr. - Sidewalk	Spring Park Way	US 41	HC	TA	Application Submitted
16	12		North Ave. - Sidewalk	Howell Ave.	Zoller St.	COB	TA	ROW issues
17	13		Kass Circle Improvements	Kass Circle		HC	TA	Under Review
18	14		Suncoast Trail (SCT) - Rehabilitation	County Line Rd	US 98	HC	TA	Application Submitted
			Terms Key	CST Construction	P Programmed for a production phase	SRTS Safe Routes to School	WST Withlacoochee State Trail	
			COB City of Brooksville	PE Preliminary Engineering/Design	ST SunTrail Funding	RED New Projects		
			GNT Good Neighbor Trail	PS Paved Shoulders	TA Transportation Alternatives	REHAB Rehabilitation (funding TBD)		
			HC Hernando County	ROW Right-of-Way	TBD To Be Determined			
			OGT Office of Greenways & Trails	RRR Resurfacing, Restoration and Rehabilitation	U Unranked			

TRANSIT

***TRANSPORTATION
IMPROVEMENT
PROGRAM
AMENDMENTS***

APPEND TIP AMENDMENTS HERE AS APPROVED

Transportation Definitions, Acronyms and Initializations

ADA – Americans with Disabilities Act of 1990: Federal law that requires public facilities (including transportation services) to be accessible to persons with disabilities including those with mental disabilities, temporary disabilities, and the conditions related to substance abuse.

BPAC - Bicycle/Pedestrian Advisory Committee: The Bicycle/Pedestrian Advisory Committee (BPAC) was established to provide a continuing forum with which to analyze and promote bicycle and pedestrian issues and projects as an integral part of a multi-modal transportation planning process. The BPAC initiates updates on the prioritization of transportation enhancement projects. The BPAC meets on a quarterly basis.

CAC - Citizens Advisory Committee: The Citizens Advisory Committee (CAC) provides a formal framework for continuing public input on the Unified Planning Work Program (UPWP), the Transportation Improvement Program (TIP), and the Long Range Transportation Plan (LRTP), as well as other elements of the transportation planning process. The CAC meets on a quarterly basis to provide public input at all stages of the planning process.

CIP - CAPITAL IMPROVEMENT PROGRAM: A multi-year schedule of capital improvement projects, including priorities and cost estimates, budgeted to fit the financial resources of the community. This plan is updated annually and is part of the County's Comprehensive Plan.

CTD – Commission for the Transportation Disadvantaged: State-level policy board for the coordination of transportation services for persons who because of disability, age or income are unable to transport themselves. The CTD adheres to the policies and procedures as set out in Chapter 427 F.S. and Rule 41-2, F.A.C.

ETDM – Efficient Transportation Decision Making: Florida's ETDM process defines the procedures for planning transportation projects, conducting environmental reviews, and developing and permitting projects.

FAST-ACT – Fixing America's Surface Transportation Act: Signed into law in December of 2015 by President Obama that provided long-term funding for surface transportation and infrastructure, planning and investment.

FDOT – Florida Department of Transportation: The State of Florida's multi-modal transportation agency. Organizationally, it is composed of

one Central Office in Tallahassee, seven District Offices, and the Florida's Turnpike Enterprise.

FHWA – Federal Highway Administration: Division of the U.S. Department of Transportation responsible for administering federal highway transportation programs under Title 23 U.S.C. and Title 49 U.S.C.

FTA – Federal Transit Administration: Federal entity responsible for transit planning and programs under Title 49 U.S.C.

ITS – Intelligent Transportation System: Use of computer and communications technology to facilitate the flow of information between travelers and system operators to improve mobility and transportation productivity, enhance safety, maximize the use of existing transportation facilities, conserve energy resources and reduce adverse environmental effects; includes concepts such as “freeway management systems,” “automated fare collection,” and “transit information kiosks.”

LOS – Level of Service: A qualitative assessment of a road's operating condition, generally described using a scale of A (little congestion) to E/F (severe congestion).

L RTP – Long Range Transportation Plan: A 25-year forecast plan required of state planning agencies and MPOs, which must consider a wide range of social, environmental, energy, and economic factors in determining overall regional goals and consider how transportation can best meet these goals.

MPO – Metropolitan Planning Organization: The forum for cooperative transportation decision-making, required for urbanized areas with populations over 50,000.

NHS – National Highway System: Specific major roads to be designated September 30, 1995; the NHS will consist of 155,000 (plus or minus 15%) miles of road and represents one category of roads eligible for Federal funds under ISTEA.

PD&E – Project Development and Environmental Study: A corridor study to establish conceptual design for a roadway and to determine its compliance with Federal, State, and local environmental permits, as required.

PPP - Public Participation Plan: One of the required elements under MAP-21 that (i) shall be developed in consultation with all interested parties, and (ii) shall provide that all interested parties have reasonable opportunities to comment on the contents of the transportation plan.

ROW – Right-of-Way: Real property that is used for transportation purposes, defines the extent of the corridor that can be used for the road and associated drainage.

SIS – Strategic Intermodal System: The SIS is a Florida network of high-priority transportation facilities, including the State’s largest and most significant commercial service airports, spaceport, deep-water seaports, freight rail terminals, passenger rail and intercity bus terminals, rail corridors, waterways and highways.

STIP – State Transportation Improvement Program: The FDOT’s Five-Year Work Program as prescribed by Federal law.

TAC – Technical Advisory Committee: A standing committee of most MPOs, function is to provide advice on plans or actions of the MPO from planners, engineers and other staff members (not general citizens).

TA - Transportation Alternatives: As defined under 23 U.S.C. 101(a)(29) (MAP-21 1103), these are specific activities which can be funded with Surface Transportation Program (STP) funds; activities include pedestrian/bicycle facilities, recreational trails program, Safe Routes to School (SRTS) activities, railway corridor preservation, construction of turnouts, overlooks and viewing areas, control/removal of outdoor advertising, historic preservation and rehabilitation of historic transportation facilities, invasive species control, archeological activities relating to impacts from eligible transportation projects, mitigation of highway storm water runoff water pollution, and reduce vehicle-caused wildlife mortality, planning, designing and construction of boulevards and other roadways largely in the right-of-way of former Interstate System routes or other divided highways.

TD - Transportation Disadvantaged: Persons who are unable to transport themselves or to purchase transportation due to disability, income status or age.

TDLCB - Transportation Disadvantaged Local Coordinating Board: The Transportation Disadvantaged Local Coordinating Board (TDLCB)s are the technical level review Boards established, consistent with Florida Statute, Chapter 427. The respective Boards oversee the activities of the Community Transportation Coordinator (CTC) and the overall Transportation Disadvantaged (TD) service program. The MPO serves as the Official Planning Agency (OPA) for the transportation disadvantaged program for both Hernando and Citrus County and functions as the appointing authority for the both Boards, the TDLCBs meet on a quarterly basis.

TIP – Transportation Improvement Program: A priority list of transportation projects developed by an MPO that is to be carried out within the four-year period following its adoption; must include documentation of Federal and State funding sources for each project and be consistent with

adopted MPO Long Range Transportation Plan (LRTP) and local government comprehensive plans.

APPENDIX A
ANNUAL
OBLIGATIONS LIST

PAGE 1
HERNANDO-CITRUS MPO

FLORIDA DEPARTMENT OF TRANSPORTATION
OFFICE OF WORK PROGRAM
ANNUAL OBLIGATIONS REPORT
=====

DATE RUN: 10/02/2018
TIME RUN: 08.45.25
MBROBLTP

HIGHWAYS
=====

ITEM NUMBER: 405822 3	PROJECT DESCRIPTION: US 19 (SR 55) FROM W JUMP COURT TO W PORT ISLAND TRAIL	*SIS*
DISTRICT: 07	COUNTY: CITRUS	
ROADWAY ID: 02030000	PROJECT LENGTH: 4.805MI	TYPE OF WORK: ADD LANES & RECONSTRUCT LANES EXIST/IMPROVED/ADDED: 6/ 4/ 2
FUND CODE	2018	
PHASE: CONSTRUCTION / RESPONSIBLE AGENCY: MANAGED BY FDOT		
	SE	145,000
	SN	2,526
TOTAL 405822 3		147,526
TOTAL 405822 3		147,526

ITEM NUMBER: 405822 5	PROJECT DESCRIPTION: US 19 FROM CARDINAL ST TO GREEN ACRES ST	*SIS*
DISTRICT: 07	COUNTY: CITRUS	
ROADWAY ID: 02030000	PROJECT LENGTH: 2.045MI	TYPE OF WORK: ADD LANES & RECONSTRUCT LANES EXIST/IMPROVED/ADDED: 4/ 4/ 2
FUND CODE	2018	
PHASE: PRELIMINARY ENGINEERING / RESPONSIBLE AGENCY: MANAGED BY FDOT		
	SA	1,704,062
TOTAL 405822 5		1,704,062
TOTAL 405822 5		1,704,062

ITEM NUMBER: 430021 1	PROJECT DESCRIPTION: CR490A/HALLS RIVER FROM W OF HALLS RIVER TO E OF HALLS RIVER	*NON-SIS*
DISTRICT: 07	COUNTY: CITRUS	
ROADWAY ID: 02610000	PROJECT LENGTH: .333MI	TYPE OF WORK: BRIDGE REPLACEMENT LANES EXIST/IMPROVED/ADDED: 2/ 2/ 0
FUND CODE	2018	
PHASE: RIGHT OF WAY / RESPONSIBLE AGENCY: MANAGED BY FDOT		
	SA	8,000
PHASE: CONSTRUCTION / RESPONSIBLE AGENCY: MANAGED BY FDOT		
	EB	71,922
	NHER	2,329,162
	SA	67,651
TOTAL 430021 1		2,476,735
TOTAL 430021 1		2,476,735

ITEM NUMBER: 432581 1	PROJECT DESCRIPTION: YULEE DRIVE SIDEWALK FROM W CENTRAL STREET TO US 19	*NON-SIS*
DISTRICT: 07	COUNTY: CITRUS	
ROADWAY ID: 02550000	PROJECT LENGTH: 2.759MI	TYPE OF WORK: SIDEWALK LANES EXIST/IMPROVED/ADDED: 2/ 0/ 0
FUND CODE	2018	
PHASE: CONSTRUCTION / RESPONSIBLE AGENCY: MANAGED BY CITRUS COUNTY BOCC		
	TALN	44,077
	TALT	627,659
PHASE: CONSTRUCTION / RESPONSIBLE AGENCY: MANAGED BY FDOT		
	TALN	11,791
	TALT	1,000
TOTAL 432581 1		684,527
TOTAL 432581 1		684,527

Hernando/Cit

PAGE 2
HERNANDO-CITRUS MPO

FLORIDA DEPARTMENT OF TRANSPORTATION
OFFICE OF WORK PROGRAM
ANNUAL OBLIGATIONS REPORT
=====

DATE RUN: 10/02/2018
TIME RUN: 08.45.25
MEROBLTP

HIGHWAYS
=====

ITEM NUMBER:438719 1 PROJECT DESCRIPTION:W DUNKLIN ST, DUNNELLON AT FLORIDA NORTHERN RR, NGCN 622624J *NON-SIS*
DISTRICT:07 COUNTY:CITRUS TYPE OF WORK:RAIL SAFETY PROJECT
ROADWAY ID: PROJECT LENGTH: .000 LANES EXIST/IMPROVED/ADDED: 0/ 0/ 0

FUND CODE	2018

PHASE: RAILROAD AND UTILITIES / RESPONSIBLE AGENCY: MANAGED BY FDOT	
RHP	-1,028
TOTAL 438719 1	-1,028
TOTAL 438719 1	-1,028

ITEM NUMBER:438724 1 PROJECT DESCRIPTION:NG MARTINELLI, DUNNELLON AT FNR CROSSING NGCN 628007L,ARD371,MP778.27 *NON-SIS*
DISTRICT:07 COUNTY:CITRUS TYPE OF WORK:RAIL SAFETY PROJECT
ROADWAY ID: PROJECT LENGTH: .000 LANES EXIST/IMPROVED/ADDED: 0/ 0/ 0

FUND CODE	2018

PHASE: RAILROAD AND UTILITIES / RESPONSIBLE AGENCY: MANAGED BY FDOT	
RHP	-971
TOTAL 438724 1	-971
TOTAL 438724 1	-971

ITEM NUMBER:439698 1 PROJECT DESCRIPTION:FOREST RIDGE ELEM FR CR486/NORVELL BRYANT HWY TO W LAKE BEVERLY DR *NON-SIS*
DISTRICT:07 COUNTY:CITRUS TYPE OF WORK:SIDEWALK
ROADWAY ID:02000027 PROJECT LENGTH: 1.605MI LANES EXIST/IMPROVED/ADDED: 2/ 0/ 0

FUND CODE	2018

PHASE: PRELIMINARY ENGINEERING / RESPONSIBLE AGENCY: MANAGED BY FDOT	
SR2T	536,359
TOTAL 439698 1	536,359
TOTAL 439698 1	536,359

ITEM NUMBER:439699 1 PROJECT DESCRIPTION:PLEASANT GROVE ELEMENTARY - PLEASANT GROVE RD AND DRUID RD *NON-SIS*
DISTRICT:07 COUNTY:CITRUS TYPE OF WORK:SIDEWALK
ROADWAY ID:02520000 PROJECT LENGTH: 11.897MI LANES EXIST/IMPROVED/ADDED: 2/ 0/ 0

FUND CODE	2018

PHASE: PRELIMINARY ENGINEERING / RESPONSIBLE AGENCY: MANAGED BY FDOT	
SR2T	384,097
TOTAL 439699 1	384,097
TOTAL 439699 1	384,097

PAGE 3
HERNANDO-CITRUS MPO

FLORIDA DEPARTMENT OF TRANSPORTATION
OFFICE OF WORK PROGRAM
ANNUAL OBLIGATIONS REPORT

HIGHWAYS

DATE RUN: 10/02/2018
TIME RUN: 08:45:25
MEROBLTP

ITEM NUMBER:257298 4	PROJECT DESCRIPTION:CR 578 (CO LINE RD) FROM E OF MARINER BLVD TO W OF SUNCOAST PARKWAY	*NON-SIS*
DISTRICT:07	COUNTY:HERNANDO	TYPE OF WORK:ADD LANES & RECONSTRUCT
ROADWAY ID:08000050	PROJECT LENGTH: 2.955MI	LANES EXIST/IMPROVED/ADDED: 2/ 2/ 2
FUND CODE	2018	
PHASE: PRELIMINARY ENGINEERING / RESPONSIBLE AGENCY: MANAGED BY FDOT		
SL		3,000
TOTAL 257298 4		3,000
TOTAL 257298 4		3,000

ITEM NUMBER:257298 5	PROJECT DESCRIPTION:CR 578 (CO LINE RD) FROM SUNCOAST PARKWAY TO US41 AT AYERS RD	*NON-SIS*
DISTRICT:07	COUNTY:HERNANDO	TYPE OF WORK:NEW ROAD CONSTRUCTION
ROADWAY ID:08000050	PROJECT LENGTH: 1.492MI	LANES EXIST/IMPROVED/ADDED: 4/ 4/ 4
FUND CODE	2018	
PHASE: PRELIMINARY ENGINEERING / RESPONSIBLE AGENCY: MANAGED BY FDOT		
SA		588,929
SL		141,848
PHASE: RIGHT OF WAY / RESPONSIBLE AGENCY: MANAGED BY FDOT		
SA		-24,751
SL		-50,116
TOTAL 257298 5		655,910
TOTAL 257298 5		655,910

ITEM NUMBER:257298 6	PROJECT DESCRIPTION:CR 578 @ MARINER INT FM SPRINGTIME STREET TO EAST OF MARINER BLVD	*NON-SIS*
DISTRICT:07	COUNTY:HERNANDO	TYPE OF WORK:INTERSECTION IMPROVEMENT
ROADWAY ID:08000050	PROJECT LENGTH: .674MI	LANES EXIST/IMPROVED/ADDED: 2/ 2/ 0
FUND CODE	2018	
PHASE: RIGHT OF WAY / RESPONSIBLE AGENCY: MANAGED BY FDOT		
SA		2,398,773
SL		-71,548
PHASE: CONSTRUCTION / RESPONSIBLE AGENCY: MANAGED BY FDOT		
SA		387,133
SL		1,124,416
TOTAL 257298 6		3,838,774
TOTAL 257298 6		3,838,774

ITEM NUMBER:411011 4	PROJECT DESCRIPTION:I-75 (SR 93) FM S OF US98/SR50/CORTEZ TO N OF US98/SR50/CORTEZ	*SIS*
DISTRICT:07	COUNTY:HERNANDO	TYPE OF WORK:ADD LANES & RECONSTRUCT
ROADWAY ID:08150000	PROJECT LENGTH: 2.986MI	LANES EXIST/IMPROVED/ADDED: 4/ 4/ 2
FUND CODE	2018	
PHASE: CONSTRUCTION / RESPONSIBLE AGENCY: MANAGED BY FDOT		
NHPP		34,757,383
SA		327,969
TOTAL 411011 4		35,085,352
TOTAL 411011 4		35,085,352

PAGE 4
HERNANDO-CITRUS MPO

FLORIDA DEPARTMENT OF TRANSPORTATION
OFFICE OF WORK PROGRAM
ANNUAL OBLIGATIONS REPORT

HIGHWAYS

DATE RUN: 10/02/2018
TIME RUN: 08.45.25
MEROBLTP

ITEM NUMBER:411012 2 DISTRICT:07 ROADWAY ID:08150000	PROJECT DESCRIPTION:I-75 (SR 93) FROM N OF SR 50 TO HERNANDO/SUMTER CO/L COUNTY:HERNANDO PROJECT LENGTH: 3.271MI	*SIS* TYPE OF WORK:ADD LANES & REHABILITATE PVMNT LANES EXIST/IMPROVED/ADDED: 4/ 4/ 2
FUND CODE	2018	
PHASE: CONSTRUCTION / RESPONSIBLE AGENCY: MANAGED BY FDOT NHPP		15,061,333
TOTAL 411012 2		15,061,333
TOTAL 411012 2		15,061,333
<hr/>		
ITEM NUMBER:416732 3 DISTRICT:07 ROADWAY ID:08070000	PROJECT DESCRIPTION:SR 50 FROM US 98/MCKETHAN RD TO US 301 COUNTY:HERNANDO PROJECT LENGTH: 2.231MI	*NON-SIS* TYPE OF WORK:ADD LANES & REHABILITATE PVMNT LANES EXIST/IMPROVED/ADDED: 4/ 4/ 2
FUND CODE	2018	
PHASE: PRELIMINARY ENGINEERING / RESPONSIBLE AGENCY: MANAGED BY FDOT SA		18,992
TOTAL 416732 3		18,992
TOTAL 416732 3		18,992
<hr/>		
ITEM NUMBER:416732 4 DISTRICT:07 ROADWAY ID:08070000	PROJECT DESCRIPTION:SR 50 FM WINDMERE RD/BRONSON BL TO US 98/MCKETHAN RD COUNTY:HERNANDO PROJECT LENGTH: 3.548MI	*NON-SIS* TYPE OF WORK:ADD LANES & REHABILITATE PVMNT LANES EXIST/IMPROVED/ADDED: 5/ 5/ 2
FUND CODE	2018	
PHASE: PRELIMINARY ENGINEERING / RESPONSIBLE AGENCY: MANAGED BY FDOT SA		42,418
TOTAL 416732 4		42,418
TOTAL 416732 4		42,418
<hr/>		
ITEM NUMBER:416735 1 DISTRICT:07 ROADWAY ID:08002000	PROJECT DESCRIPTION:SR 50/CORTEZ BLVD FROM W OF BUCK HOPE RD TO W OF JEFFERSON STREET COUNTY:HERNANDO PROJECT LENGTH: 2.517MI	*SIS* TYPE OF WORK:ADD LANES & REHABILITATE PVMNT LANES EXIST/IMPROVED/ADDED: 4/ 4/ 2
FUND CODE	2018	
PHASE: PRELIMINARY ENGINEERING / RESPONSIBLE AGENCY: MANAGED BY FDOT SL		159,079
TOTAL 416735 1		159,079
TOTAL 416735 1		159,079
<hr/>		
ITEM NUMBER:427996 3 DISTRICT:07 ROADWAY ID:08000026	PROJECT DESCRIPTION:POWELL RD FROM SPRING PARK WAY TO W OF CALIFORNIA ST COUNTY:HERNANDO PROJECT LENGTH: .790MI	*NON-SIS* TYPE OF WORK:SIDEWALK LANES EXIST/IMPROVED/ADDED: 2/ 0/ 0
FUND CODE	2018	
PHASE: PRELIMINARY ENGINEERING / RESPONSIBLE AGENCY: MANAGED BY FDOT TALT		2,000
PHASE: CONSTRUCTION / RESPONSIBLE AGENCY: MANAGED BY FDOT TALT		12,597

PAGE 5
HERNANDO-CITRUS MPO

FLORIDA DEPARTMENT OF TRANSPORTATION
OFFICE OF WORK PROGRAM
ANNUAL OBLIGATIONS REPORT
=====

DATE RUN: 10/02/2018
TIME RUN: 08.45.25
MEROBLTP

HIGHWAYS
=====

PHASE: CONSTRUCTION / RESPONSIBLE AGENCY: MANAGED BY HERNANDO COUNTY BOARD OF COUNTY
TALL 358,562
TALT 750,474
TOTAL 427996 3 1,123,833
TOTAL 427996 3 1,123,833

ITEM NUMBER:430051 2 PROJECT DESCRIPTION:SR 50 FROM LOCKHART RD TO E OF REMINGTON RD *SIS*
DISTRICT:07 COUNTY:HERNANDO TYPE OF WORK:ADD LANES & REHABILITATE PVMNT
ROADWAY ID:08070000 PROJECT LENGTH: .355MI LANES EXIST/IMPROVED/ADDED: 4/ 4/ 2

FUND CODE 2018
PHASE: PRELIMINARY ENGINEERING / RESPONSIBLE AGENCY: MANAGED BY FDOT
NHP 3,325
TOTAL 430051 2 3,325
TOTAL 430051 2 3,325

ITEM NUMBER:432720 1 PROJECT DESCRIPTION:US 19 (SR 55) FROM S OF TOUCAN TRL TO CORTEZ BLVD *SIS*
DISTRICT:07 COUNTY:HERNANDO TYPE OF WORK:RESURFACING
ROADWAY ID:08020000 PROJECT LENGTH: 3.428MI LANES EXIST/IMPROVED/ADDED: 6/ 6/ 0

FUND CODE 2018
PHASE: CONSTRUCTION / RESPONSIBLE AGENCY: MANAGED BY FDOT
SA 120,715
TOTAL 432720 1 120,715
TOTAL 432720 1 120,715

ITEM NUMBER:433695 1 PROJECT DESCRIPTION:DELTONA BLVD FROM S OF FOUNDER RD TO PHILATELIC DR *NON-SIS*
DISTRICT:07 COUNTY:HERNANDO TYPE OF WORK:SIDEWALK
ROADWAY ID:08000010 PROJECT LENGTH: 1.723MI LANES EXIST/IMPROVED/ADDED: 2/ 0/ 0

FUND CODE 2018
PHASE: PRELIMINARY ENGINEERING / RESPONSIBLE AGENCY: MANAGED BY FDOT
TALT 1,500
PHASE: CONSTRUCTION / RESPONSIBLE AGENCY: MANAGED BY FDOT
TALT 11,597
PHASE: CONSTRUCTION / RESPONSIBLE AGENCY: MANAGED BY HERNANDO COUNTY BOARD OF COUNTY
TALL 4,418
TALT 507,568
TOTAL 433695 1 525,083
TOTAL 433695 1 525,083

ITEM NUMBER:433714 1 PROJECT DESCRIPTION:LINDEN DR FROM CORONADO DR TO SPRING HILL DR *NON-SIS*
DISTRICT:07 COUNTY:HERNANDO TYPE OF WORK:SIDEWALK
ROADWAY ID:08900002 PROJECT LENGTH: .953MI LANES EXIST/IMPROVED/ADDED: 2/ 0/ 0

FUND CODE 2018
PHASE: PRELIMINARY ENGINEERING / RESPONSIBLE AGENCY: MANAGED BY FDOT
TALT 1,000

PAGE 6
HERNANDO-CITRUS MPO

FLORIDA DEPARTMENT OF TRANSPORTATION
OFFICE OF WORK PROGRAM
ANNUAL OBLIGATIONS REPORT

HIGHWAYS

DATE RUN: 10/02/2018
TIME RUN: 08.45.25
MEROBLTP

PHASE: PRELIMINARY ENGINEERING / RESPONSIBLE AGENCY: MANAGED BY HERNANDO COUNTY BOARD OF COUNTY
TALT 45,000
TOTAL 433714 1 46,000
TOTAL 433714 1 46,000

ITEM NUMBER:434499 1 PROJECT DESCRIPTION:QUALITY DR/MED BLVD FM MARINER TO FARNSWORTH FM QUALITY DR TO CR 578 *NON-SIS*
DISTRICT:07 COUNTY:HERNANDO TYPE OF WORK:SIDEWALK
ROADWAY ID:08900005 PROJECT LENGTH: 1.186MI LANES EXIST/IMPROVED/ADDED: 1/ 0/ 0

FUND CODE 2018

PHASE: PRELIMINARY ENGINEERING / RESPONSIBLE AGENCY: MANAGED BY FDOT TALL -441
PHASE: PRELIMINARY ENGINEERING / RESPONSIBLE AGENCY: MANAGED BY HERNANDO COUNTY BOARD OF COUNTY TALT -27,509
PHASE: CONSTRUCTION / RESPONSIBLE AGENCY: MANAGED BY FDOT TALT -3,728
TOTAL 434499 1 -31,678
TOTAL 434499 1 -31,678

ITEM NUMBER:436708 1 PROJECT DESCRIPTION:DELTONA BLVD FROM SPRING HILL DR TO BEGONIA ST *NON-SIS*
DISTRICT:07 COUNTY:HERNANDO TYPE OF WORK:SIDEWALK
ROADWAY ID:08000010 PROJECT LENGTH: .634MI LANES EXIST/IMPROVED/ADDED: 2/ 0/ 0

FUND CODE 2018

PHASE: PRELIMINARY ENGINEERING / RESPONSIBLE AGENCY: MANAGED BY FDOT SR2T 5,000
TOTAL 436708 1 5,000
TOTAL 436708 1 5,000

ITEM NUMBER:436709 1 PROJECT DESCRIPTION:WESTSIDE ELEMENTARY - KENLAKE, APPLGATE, AIRMONT, TYLER, HALSTEAD *NON-SIS*
DISTRICT:07 COUNTY:HERNANDO TYPE OF WORK:SIDEWALK
ROADWAY ID: PROJECT LENGTH: .000 LANES EXIST/IMPROVED/ADDED: 0/ 0/ 0

FUND CODE 2018

PHASE: PRELIMINARY ENGINEERING / RESPONSIBLE AGENCY: MANAGED BY FDOT SR2T 1,000
PHASE: PRELIMINARY ENGINEERING / RESPONSIBLE AGENCY: MANAGED BY HERNANDO COUNTY BOARD OF COUNTY SR2T 64,479
TOTAL 436709 1 65,479
TOTAL 436709 1 65,479

ITEM NUMBER:436712 1 PROJECT DESCRIPTION:BROOKSVILLE ELEMENTARY - HOWELL AVE FROM CROOM RD TO US 41/BROAD ST *NON-SIS*
DISTRICT:07 COUNTY:HERNANDO TYPE OF WORK:SIDEWALK
ROADWAY ID:08000007 PROJECT LENGTH: .819MI LANES EXIST/IMPROVED/ADDED: 2/ 0/ 0

FUND CODE 2018

PHASE: PRELIMINARY ENGINEERING / RESPONSIBLE AGENCY: MANAGED BY FDOT SR2T 1,000

PAGE 7
HERNANDO-CITRUS MPO

FLORIDA DEPARTMENT OF TRANSPORTATION
OFFICE OF WORK PROGRAM
ANNUAL OBLIGATIONS REPORT
=====

DATE RUN: 10/02/2018
TIME RUN: 08.45.25
MEROBLTP

HIGHWAYS
=====

PHASE: PRELIMINARY ENGINEERING / RESPONSIBLE AGENCY: MANAGED BY HERNANDO COUNTY BOARD OF COUNTY
SR2S 34,746
SR2T 19,053
TOTAL 436712 1 54,799
TOTAL 436712 1 54,799

ITEM NUMBER:439448 1 PROJECT DESCRIPTION:US 98/SR 700/PONCE DE LEON FR S OF CITRUS WAY/CR491 TO N OF CITRUS WAY *NON-SIS*
DISTRICT:07 COUNTY:HERNANDO TYPE OF WORK:ROUNDABOUT
ROADWAY ID:08080000 PROJECT LENGTH: .669MI LANES EXIST/IMPROVED/ADDED: 2/ 2/ 0

FUND CODE 2018

PHASE: PRELIMINARY ENGINEERING / RESPONSIBLE AGENCY: MANAGED BY PDOT
HSP 100,000
TOTAL 439448 1 100,000
TOTAL 439448 1 100,000
TOTAL DIST: 07 62,808,721
TOTAL HIGHWAYS 62,808,721

PAGE 8
HERNANDO-CITRUS MPO

FLORIDA DEPARTMENT OF TRANSPORTATION
OFFICE OF WORK PROGRAM
ANNUAL OBLIGATIONS REPORT
=====

DATE RUN: 10/02/2018
TIME RUN: 08.45.25
MBROBLTP

PLANNING
=====

ITEM NUMBER:437264 1	PROJECT DESCRIPTION:COAST TO COAST (C2C) TRAIL ALTERNATE ROUTE FEASIBILITY STUDY	*NON-SIS*
DISTRICT:07	COUNTY:HERNANDO	
ROADWAY ID:	PROJECT LENGTH: .000	TYPE OF WORK:BIKE PATH/TRAIL
		LANES EXIST/IMPROVED/ADDED: 0/ 0/ 0
FUND CODE		
		2018
PHASE: PRELIMINARY ENGINEERING / RESPONSIBLE AGENCY: MANAGED BY HERNANDO COUNTY BOCC		
SA		146,066
TOTAL 437264 1		146,066
TOTAL 437264 1		146,066

ITEM NUMBER:439335 1	PROJECT DESCRIPTION:HERNANDO/CITRUS FY 2016/2017-2017/2018 UFWP	*NON-SIS*
DISTRICT:07	COUNTY:HERNANDO	
ROADWAY ID:	PROJECT LENGTH: .000	TYPE OF WORK:TRANSPORTATION PLANNING
		LANES EXIST/IMPROVED/ADDED: 0/ 0/ 0
FUND CODE		
		2018
PHASE: PRELIMINARY ENGINEERING / RESPONSIBLE AGENCY: RESPONSIBLE AGENCY NOT AVAILABLE		
PL		540,599
TOTAL 439335 1		540,599
TOTAL 439335 1		540,599

ITEM NUMBER:439335 2	PROJECT DESCRIPTION:HERNANDO/CITRUS FY 2018/2019-2019/2020 UFWP	*NON-SIS*
DISTRICT:07	COUNTY:HERNANDO	
ROADWAY ID:	PROJECT LENGTH: .000	TYPE OF WORK:TRANSPORTATION PLANNING
		LANES EXIST/IMPROVED/ADDED: 0/ 0/ 0
FUND CODE		
		2018
PHASE: PRELIMINARY ENGINEERING / RESPONSIBLE AGENCY: RESPONSIBLE AGENCY NOT AVAILABLE		
PL		150,157
TOTAL 439335 2		150,157
TOTAL 439335 2		150,157
TOTAL DIST: 07		836,822
TOTAL PLANNING		836,822

PAGE 9
HERNANDO-CITRUS MPO

FLORIDA DEPARTMENT OF TRANSPORTATION
OFFICE OF WORK PROGRAM
ANNUAL OBLIGATIONS REPORT
=====

DATE RUN: 10/02/2018
TIME RUN: 08.45.25
MEROBLTP

ITEM NUMBER: 437349 1 PROJECT DESCRIPTION: WITHLACOCHEE-DUNNELLON TRAIL CONNECTOR FM N END WITHLA. TO S END DUNN *NON-SIS*
DISTRICT: 07 COUNTY: CITRUS TYPE OF WORK: BIKE PATH/TRAIL
ROADWAY ID: PROJECT LENGTH: .000 LANES EXIST/IMPROVED/ADDED: 0/ 0/ 0

FUND CODE	2018
PHASE: PRELIMINARY ENGINEERING / RESPONSIBLE AGENCY: MANAGED BY FDOT	
TALT	85,000
TOTAL 437349 1	85,000
TOTAL 437349 1	85,000

PAGE 10
HERNANDO-CITRUS MPO

FLORIDA DEPARTMENT OF TRANSPORTATION
OFFICE OF WORK PROGRAM
ANNUAL OBLIGATIONS REPORT
=====

DATE RUN: 10/02/2018
TIME RUN: 08.45.25
MEROBLTP

MISCELLANEOUS
=====

ITEM NUMBER:435720 1 PROJECT DESCRIPTION:GOOD NEIGHBOR TRL CONNECTOR FM W OF SUNCOAST PKWY TO SR 50/CORTEZ BLVD *SIS*
DISTRICT:07 COUNTY:HERNANDO TYPE OF WORK:BIKE PATH/TRAIL
ROADWAY ID:08040000 PROJECT LENGTH: 4.075MI LANES EXIST/IMPROVED/ADDED: 6/ 0/ 0

FUND CODE	2018	

PHASE: PRELIMINARY ENGINEERING / RESPONSIBLE AGENCY: MANAGED BY FDOT		
EB		24,474
TALL		15,626
TALT		262,889
TOTAL 435720 1		302,989
TOTAL 435720 1		302,989

ITEM NUMBER:436711 1 PROJECT DESCRIPTION:EXPLORER K8 SCHOOL VARIOUS LOCATIONS *NON-SIS*
DISTRICT:07 COUNTY:HERNANDO TYPE OF WORK:SIDEWALK
ROADWAY ID: PROJECT LENGTH: .000 LANES EXIST/IMPROVED/ADDED: 0/ 0/ 0

FUND CODE	2018	

PHASE: PRELIMINARY ENGINEERING / RESPONSIBLE AGENCY: MANAGED BY FDOT		
SR2T		4,000
TOTAL 436711 1		4,000
TOTAL 436711 1		4,000
TOTAL DIST: 07		391,989
TOTAL MISCELLANEOUS		391,989

GRAND TOTAL 64,037,532

APPENDIX B
2017 FDOT
PERFORMANCE REPORT

Florida Department of Transportation



(This Page Intentionally Left Blank)

Table of Contents

About This Report.....	1
Performance in Context.....	1
Performance At a Glance.....	3
INFRASTRUCTURE.....	4
Pavement Condition.....	4
Bridge Condition.....	5
Maintenance.....	6
MOBILITY.....	7
Vehicle Hours of Delay.....	7
Combination Truck Hours of Delay.....	9
Transit Revenue Miles.....	9
SAFETY.....	10
Fatalities and Serious Injuries.....	10
ACCOUNTABILITY.....	11
Construction Projects Completed On-Time.....	11
Construction Projects Completed Within Budget.....	12
NEW FEDERAL REQUIREMENTS.....	13

List of Figures

Figure 1: Policy Framework for Investment Decisions.....	1
Figure 2: Percent of Pavement on the SHS Meeting FDOT Standards.....	4
Figure 3: Percent of Bridges on the SHS Meeting FDOT Standards.....	5
Figure 4: Maintenance Rating of the SHS.....	6
Figure 5: Change in Travel by Mode.....	7
Figure 6: Vehicle Hours of Delay by Facility Type During Peak Hour.....	8
Figure 7: Vehicle Hours of Delay on the SHS by Area Type During Peak Hour.....	8
Figure 8: Combination Truck Hours of Delay by Facility Type.....	9
Figure 9: Transit Revenue Miles.....	9
Figure 10: Number of Fatalities and Serious Injuries.....	10
Figure 11: Construction Projects Completed On-Time.....	11
Figure 12: Construction Projects Completed Within Budget.....	12

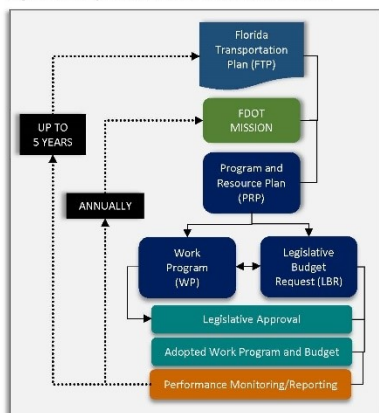
About This Report

This report provides a snapshot of select measures that are used to inform decisions and provide feedback on the performance of FDOT, our partners, and Florida's transportation system. While the direct impact of the Department's efforts on individual measures varies, the suite of measures reported here collectively provides a high-level overview of performance. Some of the activities included here are measured and reported in other contexts. For example, certain measures presented in this report are similar to those included in the Florida Transportation Commission's (FTC) *Annual Performance Review* pursuant to s. 334.045, Florida Statutes. Others help to define broader systemwide performance in support of Florida Transportation Plan implementation. This report draws from those other contexts to provide an at-a-glance overview of key measures.

Performance in Context

The mission of the FDOT is to provide a safe transportation system that ensures the mobility of people and goods, enhances economic prosperity and preserves the quality of our environment and communities. Because Florida's transportation system needs exceed available funding, performance measures are used and integrated into FDOT's business practices to ensure resources are invested in the most strategic, effective and efficient ways possible.

Figure 1: Policy Framework for Investment Decisions



providing policy direction to FDOT and all statewide, regional, and local partners involved in planning, implementing, and managing Florida's transportation system.

The Strategic Intermodal System (SIS) is a primary focus for implementing the FTP. It is Florida's primary network for ensuring a strong link between transportation and economic competitiveness. These facilities are the workhorses of Florida's transportation system and account for a dominant share of the people and freight movement to, from and within Florida. Therefore, they are the state's highest priority for transportation capacity investments. And while state law (s. 339.135, F.S.) directs FDOT to allocate at least 50 percent of new discretionary highway capacity funds to the SIS, the Department has set a target to allocate up to 75 percent.

The **Program and Resource Plan (PRP)** provides the link between the FTP, the Department's numerous programs (as reflected in the project specific Work Program), and the Department's Legislative Budget Request (LBR). It contains the specific long-range goals and objectives from the FTP, as well as selected operating policies and performance measures, which guide the development of each program in the Department.

The PRP is produced annually, and is a ten-year allocation of projected funding for all major agency functions and programs. Fund allocations and program targets are established based on FDOT's finance plan program and resource planning process, which produces a PRP balanced to anticipated revenues. This is the programming framework by which the Work Program is developed.

As a five-year plan, the **Work Program (WP)** provides details on when and where specific projects and services will be provided and how these projects and services will be funded using available revenue.

The **Legislative Budget Request (LBR)** is the Department's request to the Governor and Legislature for spending authority to do the work of the agency for the next fiscal year. It includes a balanced 36-month forecast of cash and expenditures and a five-year finance plan. For every \$1 invested through FDOT's Work Program, an estimated \$4.40 in economic benefits is generated.

Performance Monitoring is conducted using both qualitative and quantitative measures to show progress towards the attainment of the Department's goals and objectives. For this report, only quantitative measures will be reported.

Performance measures are indicators of progress toward attaining a goal, objective or target (a desired level of future performance).

It is the policy of the Department to link performance measures to investment policies and project programming decision-making. This informs decisions and provides feedback on transportation system performance, agency operations and program outcomes. Performance measures also reflect the Department's priorities for accountability and stewardship of resources.

Figure 1 illustrates FDOT's policy framework for investment decisions.

The **Florida Transportation Plan (FTP)** is the single overarching statewide plan that guides Florida's transportation future. It is a plan for all of Florida;

Performance At a Glance

● goal met or exceeded ▲ needs improvement ↔ unchanged since last report

FDOT Performance Measures	Page	Previous Result	Current Result	Goal	Progress Made
INFRASTRUCTURE					
Percent of lane miles on the state highway system (SHS) having a pavement condition rating of either excellent or good.	Pg. 4	91.5%	92.0%	> 80%	●
Percent of bridge structures on the state highway system (SHS) having a condition rating of either excellent or good.	Pg. 5	95.1%	96.0%	> 90%	●
Achieve the acceptable maintenance standard on the state highway system (SHS).	Pg. 6	86	86	> 80	●
MOBILITY					
Vehicle hours of delay (thousands) on the state highway system (SHS) during the peak hour.	Pg. 8	106.38	121.16	decrease each year	▲
Combination truck hours of delay (thousands) on the state highway system (SHS) during the peak hour.	Pg. 9	16.7	18.2	decrease each year	▲
Annual transit revenue miles (millions).	Pg. 9	145.7	148.2	increase/maintain each year	●
SAFETY					
Number of fatalities on all public roads.	Pg. 10	2,494	2,939	0	▲
Number of serious injuries on all public roads.	Pg. 10	20,912	21,551	0	▲
ACCOUNTABILITY					
Percent of construction projects completed on time.	Pg. 11	85.6%	87.8%	> 80%	●
Percent of construction projects completed within budget.	Pg. 12	92.0%	91.7%	> 90%	●

INFRASTRUCTURE

INFRASTRUCTURE

FDOT continues to make substantial investments to meet established standards for highway pavement, bridges, and routine maintenance to keep state highways and bridges in acceptable condition. Regular maintenance and improvements keep assets operating efficiently, extending their useful life, and delaying the substantial cost of reconstruction or replacement.

Figure 2: Percent of Pavement on the SHS Meeting FDOT Standards



The pavement on the SHS is in excellent condition, with 92.0 percent currently exceeding FDOT standards.

Source: FDOT Roadway Design Office.

Pavement Condition

FDOT has primary jurisdiction over the State Highway System (SHS) which carries over half of all traffic within Florida. This system includes major roads such as interstates and highways with U.S. or state road numbers.

Resurfacing needs are identified through FDOT's annual pavement condition survey. This survey evaluates pavement conditions in terms of ride quality, crack severity, and average depth of wheel-path ruts. "Ride quality" is what the motorist experiences (i.e., smoothness of the ride). Crack severity or "cracking" refers to the deterioration of the pavement, which leads to loss of smoothness and ultimately, deterioration of the road base by water seepage if not corrected. Wheel-path ruts or "rutting" are pavement depressions caused mainly by heavy use. These depressions or ruts can collect water, creating potential safety hazards.

Figure 2 shows the SHS is in excellent condition, with 92 percent currently exceeding FDOT standards (s. 334.046(4), F.S.). This trend is expected to remain above the 80 percent target, as it has throughout the last decade. Many national surveys consistently rate Florida as having the nation's best pavements when compared to other states.

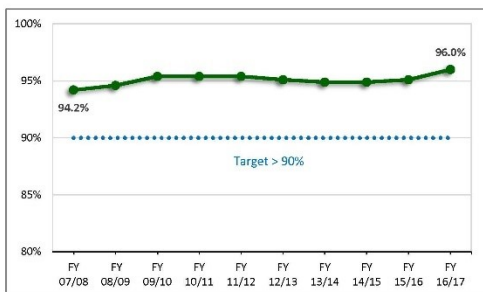
INFRASTRUCTURE

Bridge Condition

FDOT's core bridge measure is percent of bridges on the SHS meeting FDOT standards. The target is to have at least 90 percent of bridges maintained by the Department achieve a National Bridge Inventory (NBI) rating of 6 or higher.

Figure 3: Percent of Bridges on the SHS Meeting FDOT Standards

Since 1996, bridges on the SHS have consistently met or exceeded FDOT's condition standard of 90 percent.



Source: FDOT Office of Maintenance.

The NBI is a Federal Highway Administration (FHWA) requirement for evaluating bridge conditions, based on a 0 to 9 scale with 0 indicating a failed condition and 9 indicating an excellent condition. An NBI rating of 6 or 7 means a bridge is in good condition.

Figure 3 shows that 96 percent of all FDOT-maintained bridges meet the standard (i.e., an NBI rating of 6 or higher), which substantially exceeds the Department's 90 percent target (s. 334.046(4), F.S.). This means most of FDOT-maintained bridges do not show evidence of structural deterioration nor are they weight restricted.

The Department takes a proactive approach to bridge maintenance, which has proven to be cost-effective. Preventative maintenance and repairs are performed so that bridges will not deteriorate and require greater repair costs. This helps to ensure that FDOT-maintained bridges meet or exceed their life expectancy, resulting in a lower frequency of replacements.

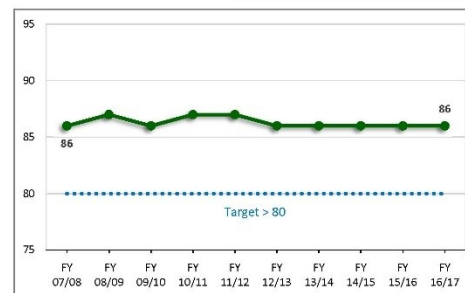
INFRASTRUCTURE

Maintenance

FDOT is responsible for scheduling and performing routine maintenance on the SHS to preserve its condition. The primary measure is to achieve an overall Maintenance Rating Program score of at least 80 for the SHS (s. 334.046(4), F.S.).

Figure 4: Maintenance Rating of the SHS

FDOT has met or exceeded its roadway maintenance standard every year since 1994.



Source: FDOT Office of Maintenance.

To determine the maintenance rating, field conditions are evaluated by rating each highway component to develop an overall maintenance condition score. Conditions are compared to FDOT standards and a composite state score is set. The maintenance condition rating system evaluates five highway components:

- Roadway – potholes, pavement joints, paved shoulders, and pavement distress
- Roadside – unpaved shoulders, slopes, sidewalks, and fences
- Traffic services – signs, lighting, guardrails, striping, attenuators, handrail, and pavement markers
- Drainage – storm drains, ditches, roadway sweeping, inlets, and pavement edge drain outlets
- Vegetation/aesthetics – landscaping, litter removal, turf condition, and tree trimming

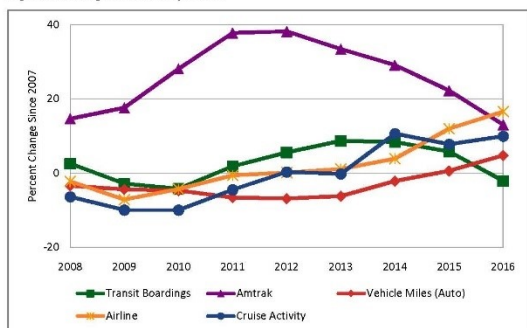
As shown in Figure 4, FDOT consistently exceeds its roadway maintenance standard year after year, preserving roads at an optimal level for driver safety, mobility, and comfort.

MOBILITY

MOBILITY

Mobility, the movement of people and goods, is transportation's essential function. Florida travel is diverse. People use various modes to commute to jobs, conduct business and obtain services for many other purposes. By providing mobility, FDOT and other transportation system operators make a significant contribution to Florida's economic competitiveness and quality of life. Therefore, measuring mobility performance is essential.

Figure 5: Change in Travel by Mode



As public confidence was slowly restored following the recession, Amtrak and transit boarding began to decline and the number of vehicle miles traveled steadily increased.

Sources: FDOT Transit Office, Roadway Characteristics Inventory, Traffic Characteristics Inventory; Florida Ports Council; Amtrak Fact Sheet; U.S. Department of Transportation's Aviation Administration, Air Carrier Activity Information System (ACAIS).

Vehicle Hours of Delay

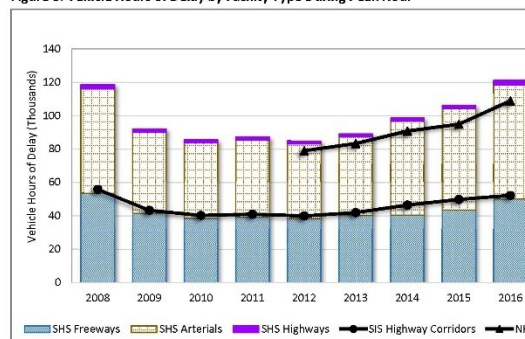
Delay is any additional travel time beyond some norm experienced by a traveler. Delay is important to evaluate because ultimately it equates to cost in time and money for individuals and businesses.

As shown in Figure 6 below, vehicle hours of delay statewide on the SHS and the Strategic Intermodal System (SIS) had been declining over the past decade, but since 2013, have gradually started to increase. While an increase in delay is undesirable from a transportation perspective, it may indicate an economic upturn (which did occur around that period after the 2008 recession).

In the seven most populous metropolitan areas (see Figure 7), vehicle hours of delay have steadily but slowly increased, indicative of the economic recovery and population growth. However, the hours of delay are still well below the levels of the early 2000's even though population growth and vehicle miles of travel have surpassed previous peaks. As such, Florida's transportation system appears to be accommodating economic development with sufficient capacity to support further economic growth.

MOBILITY

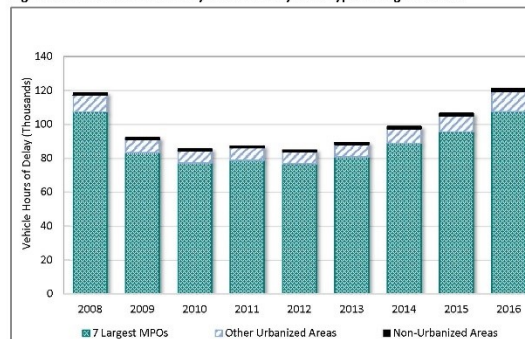
Figure 6: Vehicle Hours of Delay by Facility Type During Peak Hour



Since 2013, vehicle hours of delay on the SHS and SIS have started to increase.

Source: The FDOT Source Book.

Figure 7: Vehicle Hours of Delay on the SHS by Area Type During Peak Hour



In response to the upturn in the economy and growing population, vehicle hours of delay are increasing in the most populous metropolitan areas.

Note: the seven largest Metropolitan Planning Organizations (MPOs) are Broward, Hillsborough, MetroPlan Orlando, Miami-Dade, North Florida, Palm Beach and Forward Pinellas.

Source: The FDOT Source Book.

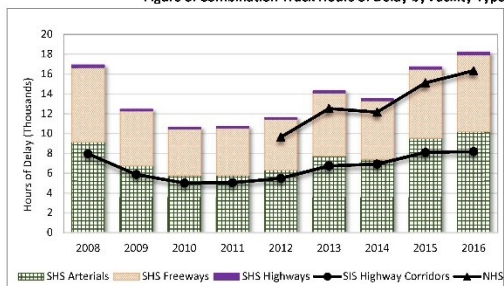
MOBILITY

Combination Truck Hours of Delay

A combination truck is a vehicle type consisting of a tractor and a trailer. Since 2011, combination truck hours of delay have generally been trending upwards (see Figure 8). This is notable with respect to efficient goods movement where time does translate into money – additional cost to shippers, carriers, and consumers or cost saving for each.

Figure 8: Combination Truck Hours of Delay by Facility Type

Over the last several years, combination truck hours of delay have been trending upwards.



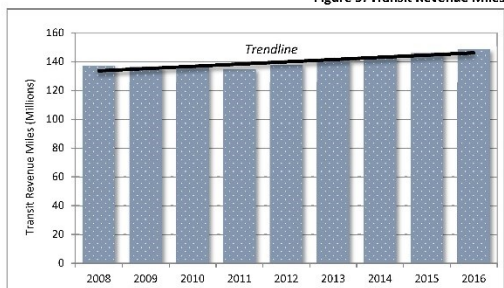
Source: The FDOT Source Book.

Transit Revenue Miles

Figure 9 shows that the annual number of trips per transit revenue mile has remained almost level over the past ten years. However, there has been a slight increase since 2013. This measure reflects the importance of productivity and efficiency for transit providers.

Figure 9: Transit Revenue Miles

Transit revenue miles have remained almost level for the past several years.



Source: The FDOT Source Book.

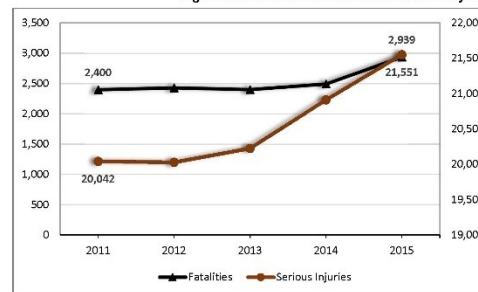
SAFETY

SAFETY

Transportation safety and security are among the Department’s highest commitments to residents, businesses and visitors. Safety improvements and promotion save lives, enhance quality of life and support the state’s economic competitiveness. Safety spans all transportation modes. It is affected by many factors, such as driver behaviors, infrastructure conditions, innovations in technology, enforcement and education, and even weather and the natural environment.

Figure 10: Number of Fatalities and Serious Injuries

Fatalities and serious injuries in 2015 increased over the prior year; possibly a result of the increase in vehicle miles traveled during the same period.



Source: The FDOT Source Book.

Fatalities and Serious Injuries

FDOT’s core measures for transportation safety are the number of fatalities and serious injuries. As shown in Figure 10, the number of fatalities and serious injuries are increasing. The Department’s long-term aspirational vision is zero deaths on Florida’s roadways. To advance this vision, safety is addressed in numerous FDOT plans, including the FTP, the Florida Strategic Highway Safety Plan (SHSP), the Florida Highway Safety Plan (HSP), and the Highway Safety Improvement Plan (HSIP).

It is essential that federal, state, regional and local safety partners and other stakeholders work together to improve safety. Therefore, FDOT collaborates with its safety partners to implement Florida’s SHSP to reduce fatalities and serious injuries by strategically targeting resources to the areas with the greatest potential for improvement.

Despite safer highway design, safer motor vehicles, increased safety belt use, improved public education, vigorous enforcement of laws, and improved emergency response and trauma treatment, there is obviously more work to do. Driver behavior, for example, is a safety challenge requiring continuous attention and safety improvements often take several years to properly evaluate.

ACCOUNTABILITY

ACCOUNTABILITY

As travel demand increases and changes, Florida continues to improve the management and operation of our multimodal transportation system. This improvement is achieved through consistent performance evaluation. FDOT continuously monitors its own performance to ensure that it is working as efficiently and effectively as possible to help deliver that system. A key component of monitoring is the monthly Performance Review where key production and organizational measures are tracked by the Department's executive leadership. While FDOT monitors these measures to ensure predictability and stability of project delivery, the Department also simultaneously looks for innovations to improve processes.

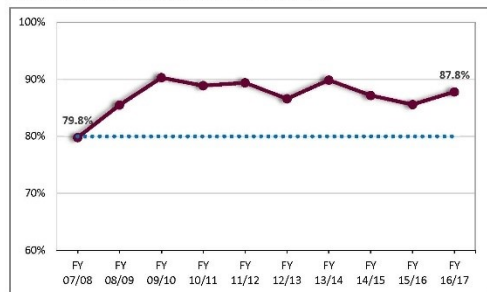
For example, FDOT increasingly uses recycled materials in roadway construction and reconstruction for cost savings and environmental benefits. The Department has also made significant progress in using the nationally recognized Efficient Transportation Decision-Making (ETDM) project screening process. ETDM screenings occur in the planning and programming stages as an integral part of project delivery. In 2017, 38 screening events were completed, providing early coordination and collaboration with environmental resource agencies and stakeholders. These are just a couple of the many innovations and improvements that FDOT implements every day.

One of the best means to evaluate the Department's accountability and success as a steward of public resources is to monitor project delivery performance. Key measures include the timeliness and efficiency of the Department in constructing projects.

Construction Projects Completed On-Time

This core measure is the percent of FDOT highway and bridge construction contracts that are completed within 20 percent of the original schedule. Figure 13 shows that of the 327 construction contracts completed in fiscal year 2016/17, 87.8 percent were completed within 20 percent of the original schedule estimate, which surpassed FDOT's 80 percent goal.

Figure 11: Construction Projects Completed On-Time



In fiscal year 2016/17 FDOT continues to surpass its 80 percent target for construction projects completed on-time.

Source: FDOT Office of Construction, Quarterly Performance Measures Reports

ACCOUNTABILITY

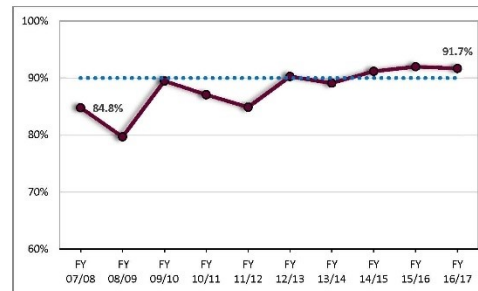
By completing projects on time, FDOT and its contractors save time and money for freight shippers and the industries that depend on them, as well as for other road users. Completing projects on time also helps reduce the extent of time delays and cost associated with travel through construction work zones. This reflects FDOT's emphasis on responding to customer needs and priorities.

Construction Projects Completed Within Budget

This core measure is the percent of construction contracts that have been completed at a cost within 10 percent of the original contract amount. Figure 14 shows that of the 327 construction contracts completed in fiscal year 2016/17, 91.7 percent were completed within the 10 percent standard, exceeding FDOT's 90 percent goal.

The ability to complete projects within budget helps to ensure that FDOT can deliver more transportation projects with its limited resources, getting a greater "bang" out of every transportation dollar expended.

Figure 12: Construction Projects Completed Within Budget



Construction projects continue to be completed within budget.

Source: FDOT Office of Construction, Quarterly Performance Measures Reports.

NEW FEDERAL LEGISLATION

NEW FEDERAL REQUIREMENTS

In addition to the measures that FDOT proactively tracks to monitor performance, there are additional federal requirements that all state DOTs must report. In July 2012, Congress enacted legislation titled Moving Ahead for Progress in the 21st Century or more commonly referred to as MAP-21. The stated primary objectives of MAP-21 are to increase the transparency and accountability related to states' investment of federal taxpayer dollars into transportation infrastructure and services nationwide, and to ensure that states distribute funds to transportation projects that collectively make progress toward the achievement of national goals.

The national goal areas identified were:

- Safety;
- Infrastructure Condition;
- System Reliability;
- Freight Movement and Economic Vitality;
- Environmental Sustainability; and
- Reduced Project Delivery Delays

Other legislation followed in December 2015 titled Fixing America's Surface Transportation (FAST) Act. It supported and continued the goals and overall performance management approach of MAP-21.

To assess states' progress, performance measures were established through rule-making that address each of the national goal areas. State departments of transportation (DOTs) are required to establish targets for the performance measures prescribed by the rules within one year of their release date. The Metropolitan Planning Organizations (MPOs) then have 180 additional days after the State DOT establishes targets to report targets for their jurisdictions. The State DOT may incur penalties and be held accountable if the FHWA determines significant progress toward established targets has not been met.

FDOT is currently working in collaboration with the MPOs and providers of public transportation, to the extent practicable, to establish statewide targets by the required deadlines.

AGENDA ITEM E

E. FY 2020 – FY 2021 ANNUAL LIST OF PRIORITY PROJECTS (LOPP) ADOPTION

MPOs in Florida are required to perform an annual review of the federally funded List of Priority Projects (LOPP). Consistent with the 2040 Long Range Transportation Plan (LRTP), revisions to the program consider the project development activities of the prior year. These updated lists provide principal policy guidance to the Florida Department of Transportation (FDOT) in the development of their Five-Year Work Program for the next program cycle which will be FY 2020/2021. Two lists comprise the MPO's LOPP, the Major Improvement Projects and the Transportation Alternative Projects.

Staff Recommendation: *It is recommended that the TAC review, provide comment and recommend approval of the FY 2020/21 List of Priority Projects to the Hernando/Citrus MPO Board.*

Attachment: FY 2020/2021 List of Priority Projects –Major Improvement Projects and Transportation Alternative Projects



**Hernando-Citrus MPO - FY 2020/2021
List of Priority Projects (LOPP)
Transportation Alternative Projects (TA)**
Proposed for June 18, 2019 MPO meeting

Project Rank	Previous Rank				FPN Resp. Agency	Project/Corridor	From	To	Area	Project Type	Project Phase/Year
Production	4 3				4367111 FDOT	Explorer K-8 - Sidewalks (SRTS Application)	w/n 2-mile radius of school		HC	SRTS	CST 2019
					4367101 FDOT	JD Floyd K-8 - Sidewalks (SRTS Application)	w/n 2-mile radius of school		HC	SRTS	CST 2020
					4367121 FDOT	Brooksville Elementary - Sidewalk (SRTS Application)	w/n 2-mile radius of school		COB	SRTS	CST 2020
					4367091 FDOT	Westside Elementary - Sidewalk (SRTS application)	w/n 2-mile radius of school		HC	SRTS	CST 2020
					4372642 FDOT	GNT Gap Connector Trail - Multi-Use Trail	SR50/Cortez Blvd.	GNT	HC/COB	ST	CST 2020
					4357201 FDOT	West GNT Trail Connector - Multi-Use Trail	W Suncoast Pkwy	SR 50/Cortez Blvd.	HC/COB	ST	CST 2020
					4395091 FDOT	Deltona Blvd. - Sidewalk	Elgin Blvd.	SR 50	HC	TA	CST 2021
					4367081 FDOT	Deltona Blvd. - Sidewalk	Spring Hill Dr.	Begonia St.	HC	TA	CST 2021
					4337141 FDOT	E. Linden Dr. - Sidewalk	Coronado Dr.	Spring Hill Dr.	HC	TA	CST 2021
					4374841 FDOT	W. Landover Blvd.	Northcliffe Blvd.	Elgin Blvd.	HC	TA	CST 2023
					4395081 FDOT	Elgin Blvd. - Sidewalk	Deltona Blvd.	Mariner Blvd.	HC	TA	CST 2022
					4386511 FDOT	S Linden Dr. - Sidewalk	County Line Rd.	Spring Hill Dr.	HC	TA	CST 2024
					4375141 / FDOT	US 19/SR 55/S. Suncoast Blvd. - Multi-Use Trail	Hernando/Citrus County Line	W. Green Acres St.	CC/CR	RRR	CST 2020
					4396981 / FDOT	Forest Ridge Elementary - Phase I Sidewalk	W. Norvell Bryant Hwy (CR 486)	W. Lake Beverly Dr.	CC	SRTS	CST 2021
					4373491 / FDOT	Withlacoochee State Trail (WST) Connector	WST Northern Terminus	Dunnellon Trailhead	CC	ST	CST 2019
			4396991 / FDOT	Pleasant Grove Elementary (CR 581) - Sidewalk	Pleasant Grove Rd.	W. Gulf to Lake Hwy (SR 44)	CC/INV	SRTS	CST 2020		
			4411041 / FDOT	N Turkey Oak Dr.	SR 44	US 19	CC/INV	SRTS	CST 2021		
Project Rank	Previous Rank	BPAC Rank	TAC Rank	CAC Rank	FPN Resp. Agency	Project/Corridor	From	To	Area	Project Type	Project Phase/Year
1	1	1			4433581 FDOT	Withlacoochee State Trail (WST) - Rehabilitation	Hernando/Citrus County Line	Citrus/Marion County Line	CC	TBD	Feasibility Study 2020
						Section d (6.38 Miles)	Citrus/Hernando County Border	Floral City	CC	TBD	
						Section e (6.97 Miles)	Floral City	North Apopka Ave.	CC	TBD	
						Section f (5.07 Miles)	North Apopka Ave.	Norvell Bryant Hwy.	CC/INV	TBD	
						Section g (5.05 Miles)	Norvell Bryant Hwy.	CR 491	CC	TBD	
						Section h (5.34 Miles)	CR 491	Citrus/Marion County Border	CC	TBD	
2	1	2			4411071 FDOT	Eastside Elementary - Sidewalk	w/n 2-mile radius of school		HC	SRTS	PE 2022
3	2	3				Forest Ridge Elementary - Phase II Sidewalk	W. Lake Beverly Dr.	N. Lecanto Hwy (CR 491)	CC	SRTS/TA	Application Pending
4	2	4			4411031 FDOT	Fox Chapel Middle School - Sidewalk	w/n 2-mile radius of school		HC	SRTS	PE 2022
5	3	5				Rock Crusher Elementary - Sidewalk	W. Homosassa Trail (CR490)	W. Gulf to Bay Hwy (SR44)	CC	TA	No Application
6	5	18				Sunshine Grove Rd. - Sidewalk	Ken Austin Pkwy.	Hexam Rd.	HC	TA	Application Submitted
7	4	7				Three Sisters Springs Connector - Multi-Use Trail	US 19/Kings Bay Drive	486 Trail	CC/CR	LF/CIGP	Application Submitted
8	6	8				California St./Powell Rd. - Sidewalk	Spring Hill Dr./California St.	Powell Rd./Rowan Rd.	HC	TA	Application Submitted
9	5	17				Ft. Island Trail - Multi-Use Trail	Gulf of Mexico	Three Sisters Trail	CC/CR	TA	Consultant Study Complete/ETDM
	6					Floral City Sidewalks/Bicycle Route	Floral City	Duval Island boat ramp	CC	TA	Project completed by Citrus DPW
10	7	12				Cobblestone Dr. - Sidewalk	Pinehurst Dr.	County Line Rd.	HC	TA	Application Submitted

11	7	15			Sugarmill Woods - Multi-Use Trail along US 98	Oak Village Blvd.	Trailhead/Parking lot near the Suncoast Parkway II	CC	TA	No Application
12	8	24			W. Linden Dr. - Sidewalk	Spring Hill Dr.	Mariner Blvd.	HC	TA	Application Submitted
13	8	13			W. Cardinal St. - Sidewalk	US 19 (S. Suncoast Blvd.)	S. Lecanto Hwy (CR 491)	CC	TA	No Application
14	9	14			Amero Ln. - Sidewalk	Coronado Dr.	Anderson Snow Rd.	HC	TA	Application Submitted
15	9	11			E. Vine St. & E. Gospel Is. Rd. - Sidewalk	N. Apopka Ave.	W. Gulf to Lake Hwy (SR 44)	CC	TA	No Application
16	10	16			Nightwalker Rd. - Sidewalk	Cortez Blvd. (SR 50)	Madrid Rd.	HC	TA	Application Submitted
17	10	9			N. Independence Hwy. - PS/Sidewalk	E. Gulf to Lake Hwy (SR 44)	N. Florida Ave (US 41)	CC	TA	No Application
18	11	6			Good Neighbor Trail (GNT) - Rehabilitation	Jefferson St.	Jasmine St.	COB/HC	TA	Application Submitted
19	11	19			US 19 Trailhead & Crossing	Crosstown Trail at US 19 - (In City of Crystal River)		CC/CR	TA	No Application
20	12	20			Withlacoochee State Trail (WST) - Reconstruction	Pasco/Hernando County Line	Citrus/Marion County Line	HC	TBD	No Application
					Section a (3.15 Miles)	Pasco/Hernando Border	SR 50	HC	TBD	
					Section b (5.15 Miles)	SR 50	Croom Rd.	HC	TBD	
					Section c (5.90 Miles)	Croom Rd.	Hernando/Citrus Border	HC	TBD	
21	12	21			South Apoka Connector - Phase I	Dampier St.	Highland Blvd.	CC/INV	TA	No Application
22	13	22			Suncoast Trail/U.S. 98 - Trailhead/Restroom	Suncoast Trail/US 98		HC	TA	No Application
23	13	23			W. Halls River Rd. (CR 490A) - Sidewalk	S. Riverview Circle	US 19 (S. Suncoast Blvd.)	CC	TA	No Application
24	14	10			Spring Hill Dr. - Sidewalk	US 19	Ken Lake Ave.	HC	TA	No Application
25	14	25			Eden Dr. Connector/Sidewalk	WST	Martinis Dr.	CC/INV	TA	No Application
26	15	26			Spring Hill Dr. - Sidewalk	Spring Park Way	US 41	HC	TA	Application Submitted
27	15	27			Forest Dr. Sidewalk	W. Main St. (SR44)	Independence Hwy.	CC	TA	No Application
28	16	28			North Ave. - Sidewalk	Howell Ave.	Zoller St.	COB	TA	ROW issues
29	16	29			Turner Camp Rd./Ella Ave. - PS/Sidewalk	US 41	Inverness MS	CC	TA	No Application
30	17	30			Kass Circle Improvements	Kass Circle		HC	TA	Under Review
31	17	31			Citrus Springs Blvd. - Bicycle Lane/PS	Dunklin Blvd.	W. Deltona Blvd.	CC	TA	No Application
32	18	32			Suncoast Trail (SCT) - Rehabilitation	County Line Rd	US 98	HC	TA	Application Submitted
					Section a	County Line Rd.	Spring Hill Dr.	HC	TBD	
					Section b	Spring Hill Dr.	SR 50	HC	TBD	
					Section c	SR 50	Centralia Rd.	HC	TBD	
					Section d	Centralia Rd.	US 98	HC	TBD	
33	18	33			Elkcam Blvd. - Bicycle Lane/PS	Pine Ridge Blvd	N Citrus Springs Blvd.	CC	TA	No Application
34	19	34			Pine Ridge Blvd. - Bicycle Lane/PS	CR 486	CR 491	CC	TA	No Application
35	20	35			South Apoka Connector - Phase II	Highland Blvd.	E Anna Jo Dr.	CC/INV	TA	No Application
36	21	36			Mossy Oak Sidewalk	US 41 and Eden Dr.	WST	CC	TA	No Application
37	22	37			Sugarmill Woods Bicycle Lane along:			CC	TA	No Application
					a. W. Oak Park Blvd.	Shoppes at Sugarmill Woods	Corkwood Blvd.	CC	TA	
					b. Cypress Blvd. E	W. Oak Park Blvd.	Cypress Circle E	CC	TA	
					c. Corkwood Blvd.	W. Oak Park Blvd.	Cypress Blvd. E	CC	TA	
38	U	38			Suncoast Parkway - Ext. to 486	CR 491 - possible trail extension	CR 486 trail	CC	TA	ROW issues
39	U	39			W. Miss Maggie Dr. (CR 480) - Sidewalk/PS	Chassowitzka River Campground	US 19 (S. Suncoast Blvd.)	CC	TA	ROW issues

Terms Key

INV	Inverness	OGT	Office of Greenways & Trails	SRTS	Safe Routes to School
CC	Citrus County	P	Programmed for a production phase	ST	SunTrail Funding
COB	City of Brooksville	PE	Preliminary Engineering/Design	TA	Transportation Alternatives
CR	Crystal River	PS	Paved Shoulders	TBD	To Be Determined
CST	Construction	ROW	Right-of-Way	U	Unranked
GNT	Good Neighbor Trail	RRR	Resurfacing, Restoration and Reha	WST	Withlacoochee State Trail
HC	Hernando County				

**HERNANDO/ CITRUS MPO
MAJOR IMPROVEMENT and CONGESTION MANAGEMENT PROGRAMS
FY 2020/2021 LIST OF PRIORITY PROJECTS**

June 18, 2019 MPO

DRAFT



RANK	FPN	Agency	FACILITY	FROM	TO	ACTIVITY	PROJECT PHASE
FY 2020/2021 Production	411011 2,3,4	FDOT	I-75 (SR 93)	Pasco County	Sumter County	Add 2 lanes (existing 4)	DESIGN BUILD
	405270 1,3,4	FTE	Suncoast Parkway II (SR 589)	US 98	SR 44	New 4 lane Toll Road	CONST
	442764 1	FTE	Suncoast Parkway II (SR 589)	SR 44	CR 486	New 4 lane Toll Road	CONST
	430051 2	FDOT	SR 50/US 98 (Cortez Blvd.)	Lockhart Road	E. of Remington Road	Add 2 lanes (existing 4)	CONST
	416732 4	FDOT	SR 50/US 98 (Cortez Blvd.)	Windmere Rd.	US 98 (McKethan Rd.)	Add 2 lanes (existing 4)	CONST
	416732 3	FDOT	SR 50 (Cortez Blvd.)	US 98 (McKethan Rd.)	US 301 (Treiman Blvd.)	Add 2 lanes (existing 2)	CONST
	257298 5	FDOT	CR 578 (County Line Rd.)	Toll 589 (Suncoast Pkwy.)	US 41 (Broad St.)	Construct 4 lanes	CONST
	405822 2	FDOT	US 19 (SR 55)/US 98	W. Green Acres St.	W. Jump Ct.	Add 2 lanes (existing 4)	CONST
	405822 3	FDOT	US 19 (SR 55)/US 98	W. Jump Ct.	W. Fort Island Trail	Add 2 lanes (existing 4)	CONST
	416733 2	FDOT	SR 50 Bypass	CR 485 (Cobb Rd.)	W. of Buck Hope Road	Add 2 lanes (existing 4)	CONST
	416735 1	FDOT	SR 50 Bypass	W. of Buck Hope Road	Jefferson Street (50A)	Add 2 lanes (existing 4)	CONST
	257165 3	FDOT	US 41 (SR 45) (N. Florida Ave.)	SR 44 (E. Gulf to Lake Hwy.)	S of Withlacoochee Trail Bridge	Add 2 lanes (existing 2)	CONST
	254677 4	Citrus Co.	US 41 (N. Florida Ave.) (SR 45)	N. Independence Hwy.	Intersection	Congestion Project	CST
1		FDOT	US 41 (SR 45) (N. Florida Ave.)	S. of Withlacoochee Trail Bridge	SR 200 (N. Carl G Rose Hwy.)		
	257165 4	FDOT	US 41 (SR 45) (N. Florida Ave.)	S of Withlacoochee Trail Bridge	Live Oak Ln.	Add 2 lanes (existing 2)	ROW
	257165 5	FDOT	US 41 (SR 45) (N. Florida Ave.)	Live Oak Ln.	Arlington St.	Add 2 lanes (existing 2)	ROW
	257165 2	FDOT	US 41 (SR 45) (N. Florida Ave.)	E. Arlington St.	SR 200 (N. Carl G Rose Hwy.)	Add 2 lanes (existing 2)	ADV ROW
		Hernando Co.	Frontage Rd.	Weeping Willow Street	Sunshine Grove Road	Congestion Project	
2	442835 1	FDOT	SR 50 (Cortez Blvd.)	US 301/SR 35 (Treiman Blvd.)	Hernando/Sumter Co. Line	Add 2 lanes (existing 2)	ADV ROW
3		FDOT	US 41/SR 50A One Way Pairs	W. of Mildred Ave.	US 41/SR 50A intersection	Complete Streets	STUDY Fund
4	LF	Citrus Co.	Croft Ave.	SR 44 (E. Gulf to Lake Hwy.)	E. Hayes St.	Add 2 lanes (existing 2)	
5		FDOT	US 98 Realignment to (CR 485)	US 98 (Ponce de Leon Blvd.)	SR 50 (Cortez Blvd.)	Add 2 lanes (existing 2)	TO BE IMPROVED AFTER SR 50E
6	LF	Citrus Co.	CR 490A (W. Grover Cleveland Blvd.)	US 19 (SR 55)/US 98	CR 491 (S. Lecanto Hwy.)	Add 2 lanes (existing 2)	
7	438613 1	FDOT	US 41 (SR 45) (Broad St.)	Spring Hill Dr.	Powell Rd.	Add 2 lanes (existing 4)	
8	LF	Citrus Co.	CR 491 (N. Lecanto Hwy.)	W. Pine Bridge Blvd.	US 41/SR 45	Add 2 lanes (existing 2)	
9	LF	Citrus Co.	CR 490 (Homosassa Trail)	US 19 (SR 55)/US 98	SR 44 (W. Gulf to Lake Hwy.)	Add 2 lanes (existing 2)	
10	405822 5	Citrus Co.	US 19 (SR 55)/US 98	Cardinal Street	Green Acres	Add 2 lanes (existing 4)	

Terms Key

CONST
PD&E
PE
ROW

Construction
Project Development and Environment
Preliminary Engineering/Design
Right-of-Way

AGENDA ITEM F

F. 2045 LONG RANGE TRANSPORTATION PLAN (LRTP)

Major Update – Status

As the TAC is aware, the MPO is in the process of developing the 2045 Long Range Transportation Plan. The LRTP must be completed and submitted in December 2019. On March 19, 2019, the MPO Board approved the Goals and Objectives presented by Kimley Horn and Associates for inclusion into the 2045 Long Range Transportation Plan. These Goals and Objectives were reviewed by the MPO committees on March 7, 2019. The next phase in plan development includes analysis of revenues and unit costs, multimodal needs plan, long range transit element, and the 2045 cost affordable plan. Public Involvement activities including workshops and a consensus building workshop have been conducted to ensure public input regarding the needs and cost feasible updates.

Staff Recommendation: *It is recommended that the TAC review and comment on the preliminary needs and cost feasible plan and recommend approval to the Hernando/Citrus MPO Board.*

Attachment: Will be provided under separate cover