

Hernando County, Florida Adopted Budget Fiscal Year 2019-2020

This page intentionally left blank.

Hernando County, Florida



FY 2019-2020 Adopted Budget

October 1, 2019 - September 30, 2020

County Commissioners

John Mitten, Vice Chairman - District 1

Wayne Dukes - District 2

John Allocco, Second Vice Chairman - District 3

Jeff Holcomb, Chairman - District 4

Steve Champion - District 5

County Administration

Jeff Rogers, P.E. - County Administrator

Elected County Officials

Doug Chorvat Jr. - Clerk of the Circuit Court & Comptroller

John Emerson - Property Appraiser

Al Nienhuis - Sheriff

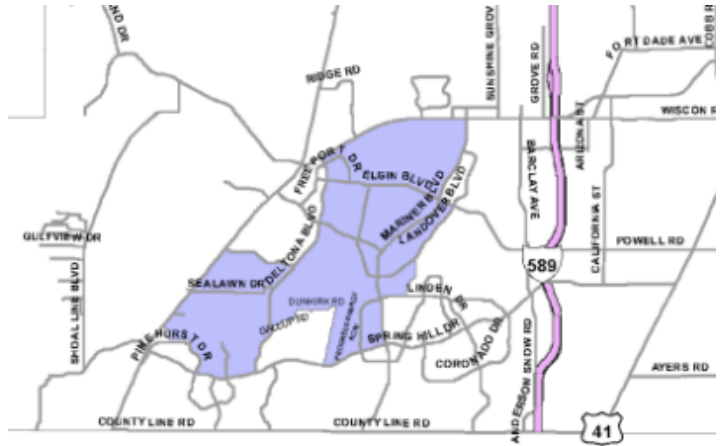
Shirley Anderson - Supervisor of Elections

Sally Daniel - Tax Collector

This page intentionally left blank.



John Mitten, Vice Chair
County Commissioner, District 1



John Mitten, age 48, of Brooksville is a local small business owner. He currently leads a business team at the only Chick-fil-A in Hernando County. He received his bachelor’s degree in finance from Florida State University and is married to his high school sweetheart of 28 years, Kristina, with whom he has six children.

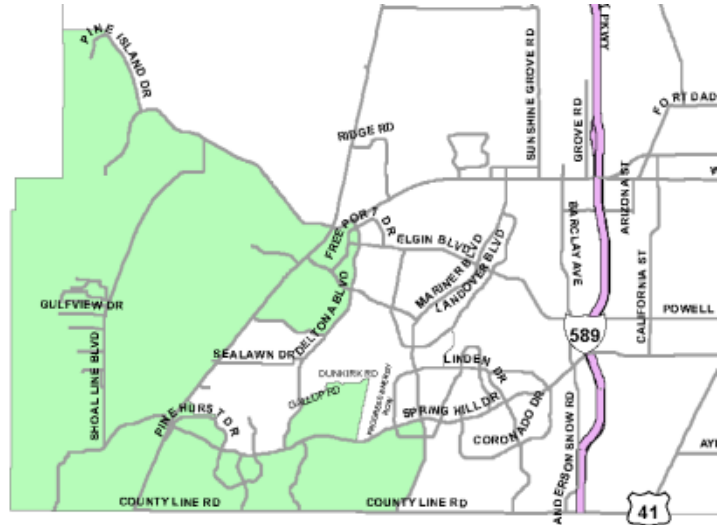

Commissioner Mitten was appointed by Governor Rick Scott to the District 1 seat for a term beginning June 14, 2018 and ending November 16, 2020. He has served on numerous boards and committees within the community such as Pasco Hernando State College, Greater Hernando Chamber of Commerce, Jericho Road Ministries, Hope Children’s Home – Tampa, the Restoration Center of Florida and the Hernando County YMCA. He is also active each week in his church as a deacon, treasurer, Sunday School teacher and song director.

Commissioner Mitten is committed to leading by example, being a good steward of the responsibilities he has been assigned and making decisions that best serve the residents of Hernando County.

Committee Assignments

- Tampa Bay Area Regional Transit Authority
- Tourist Development Council
- Citrus/Hernando Waterways Restoration Council
- Hernando County Task Force of the Citrus/Hernando Waterways Restoration Council
- Friends of Chinsegut Hill Board of Directors
- Metropolitan Planning Organization
- Industry Certification Training Center Governing Board
- Canvassing Board
- Pasco-Hernando Workforce Board (Jobs & Education Partnership) – Liaison
- Hernando County Community Alliance - Liaison
- Fair Association – Liaison

District 2



A native to Brooksville, Wayne Dukes is a retired Federal Civil Servant with a successful 32-year career with the U.S. Air Force in Civil Engineering and Fire Service. He and his wife, Silvia, have been married for 30 years. Commissioner Dukes earned two associate of science degrees and a bachelor's degree from Thomas Edison State University. Commissioner Dukes was elected to the Board of County Commissioners in November 2010 and re-elected in 2014. He has served three times as Chairman, one as Vice Chairman and one as Second Vice Chairman. He has also served as Chairman of the Metropolitan Planning Organization. In addition to his passion to serve the people of Hernando County, Commissioner Dukes has extensive experience in contract management, budgeting, construction review, infrastructure, safety, emergency operations, space allocation and human resources. Commissioner Dukes has been instrumental in the preparation of the noxious plants ordinance, as well as securing funding for Hernando County through the Gulf Consortium; but his main priority as a commissioner is serving the residents of Hernando County.

Committee Assignments

- Gulf Consortium Board of Directors (RESTORE Act)
- Industry Certification Training Center Governing Board
- Local Emergency Planning Council
- Salvation Army
- Metropolitan Planning Organization (MPO) – Chair
- MPO Chairs Coordinating Committee
- Habitat for Humanity of Hernando County Advisory Committee
- Springs Coast Steering Committee
- Southwest Florida Water Management District - Liaison
- Port Authority - Liaison
- Building Department- Liaison
- Fine Arts Council - Liaison
- Tax Collector – Liaison



John Allocco, Second Vice Chair
County Commissioner, District 3

District 3



Born in Port Jefferson, N.Y., John Allocco came to Hernando County in 1999. Commissioner Allocco earned his bachelor's in exercise and sports sciences from the University of Florida; and his master's of physical therapy and post-graduate certification from the University of St. Augustine. He is the owner and rehab director of Fyzical Therapy and Balance Center in Spring Hill since 2006. He and his wife, Randi, have two adult children, two school-aged daughters and several grandchildren.

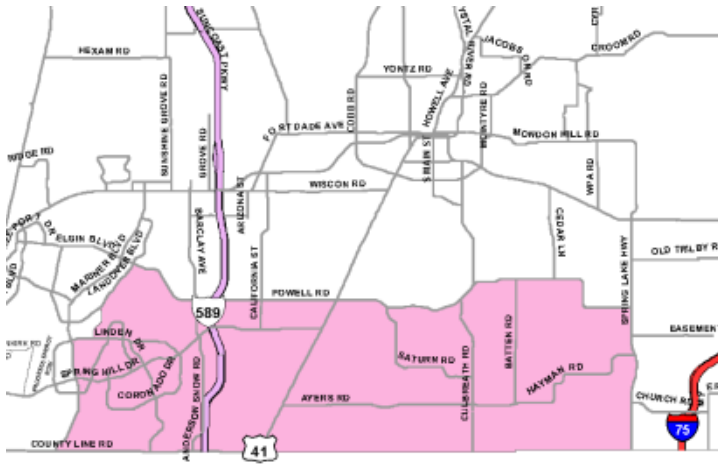
Commissioner Allocco was elected to the Board of County Commissioners in November 2016. He has served two times as Second Vice Chairman. He has been active in several professional organizations, the Greater Hernando County Chamber of Commerce and is currently the Chairman of the Hernando County Republican Party. Early in his professional career, he volunteered as athletic trainer for Springstead and Hernando High schools and served in various capacities at Grace World Outreach Church in Brooksville.

Commissioner Allocco's top priorities include smart economic growth, creating an environment that is favorable to attract new businesses and expand current businesses all while being fiscally responsible.

Committee Assignments

- Value Adjustment Board – Chair
- Tampa Bay Regional Planning Council and Board of Directors
- Transportation Disadvantaged Local Coordinating Board - Chair
- Substance Abuse Advisory Board
- Juvenile Justice Subcommittee of Hernando County Community Alliance
- Juvenile Justice Fifth Judicial Circuit Advisory Board
- Metropolitan Planning Organization
- Friends of Chinsegut Hill Board of Directors
- Sheriff – Liaison
- Solid Waste and Recycling Advisory Committee - Liaison
- Supervisor of Elections - Liaison

District 4



Jeff Holcomb was born in Maryland and moved to Hernando County in 2002. Prior to moving to Florida, Commissioner Holcomb earned a bachelor's degree in economics from the University of Maryland and a master's degree in intelligence studies from the American Military University. He and his wife, Stacey, have two daughters.

Commissioner Holcomb was elected to the Board of County Commissioners in November 2014. He has served as Second Vice Chairman during his first year of service. Commissioner Holcomb also serves as an Intelligence Officer in the United States Navy Reserve and completed 11 years of service as of January 2017. In 2016 LT Holcomb was called to active duty to fight ISIS in support Operation Inherent Resolve in Iraq and Syria and Operation Resolute Support in Afghanistan. He served on the Master Air Attack Plan team in the Combat Plans Division of the Air Operations Center in Southwest Asia.

Additionally, Commissioner Holcomb is a Lead Senior Software Consultant for FIS Wealth Management Systems. Commissioner Holcomb's priorities in office include keeping tax rates flat for citizens, revitalizing the Anderson Snow Sports Complex to allow the county to host sporting events and tournaments, streamlining regulations for new and expanding businesses to encourage growth and relocation to Hernando County. He was instrumental in maintaining the current, low tax rate and cost of living in Hernando County.

Committee Assignments

Medical Examiner

Shared Services

Public Safety Coordinating Council

Florida Forest Service Management Plan Advisory Group

Metropolitan Planning Organization

Withlacoochee Regional Water Supply Authority

Friends of Chinsegut Hill Board of Directors

Judicial Services – Liaison

Clerk of Circuit Court – Liaison

District 5



Steve Champion is a fifth generation Brooksville resident. Commissioner Champion graduated from Fort Lauderdale High School and earned a bachelor's in business administration at Hamilton College. He owns American Gun and Pawn in Brooksville and previously spent more than 20 years working for Target. He and his wife, Shanda, have two adult children and three school-aged children.

Commissioner Champion was elected to the Board of County Commissioners in November 2016. He has previously served as Vice Chairman. He is a lifelong member of the National Rifle Association and an annual sponsor for the Hernando High School Future Farmers of America.

Commissioner Champion's top priorities include making Hernando County government more efficient and business friendly. He believes the key to budget issues is growth.

Committee Assignments

Safety Council
Robert Whitmore Board of Directors
Value Adjustment Board
Withlacoochee Regional Water Supply Authority
Mid Florida Community Services Governing Board
Metropolitan Planning Organization
Property Appraiser - Liaison
BKV Airport - Liaison

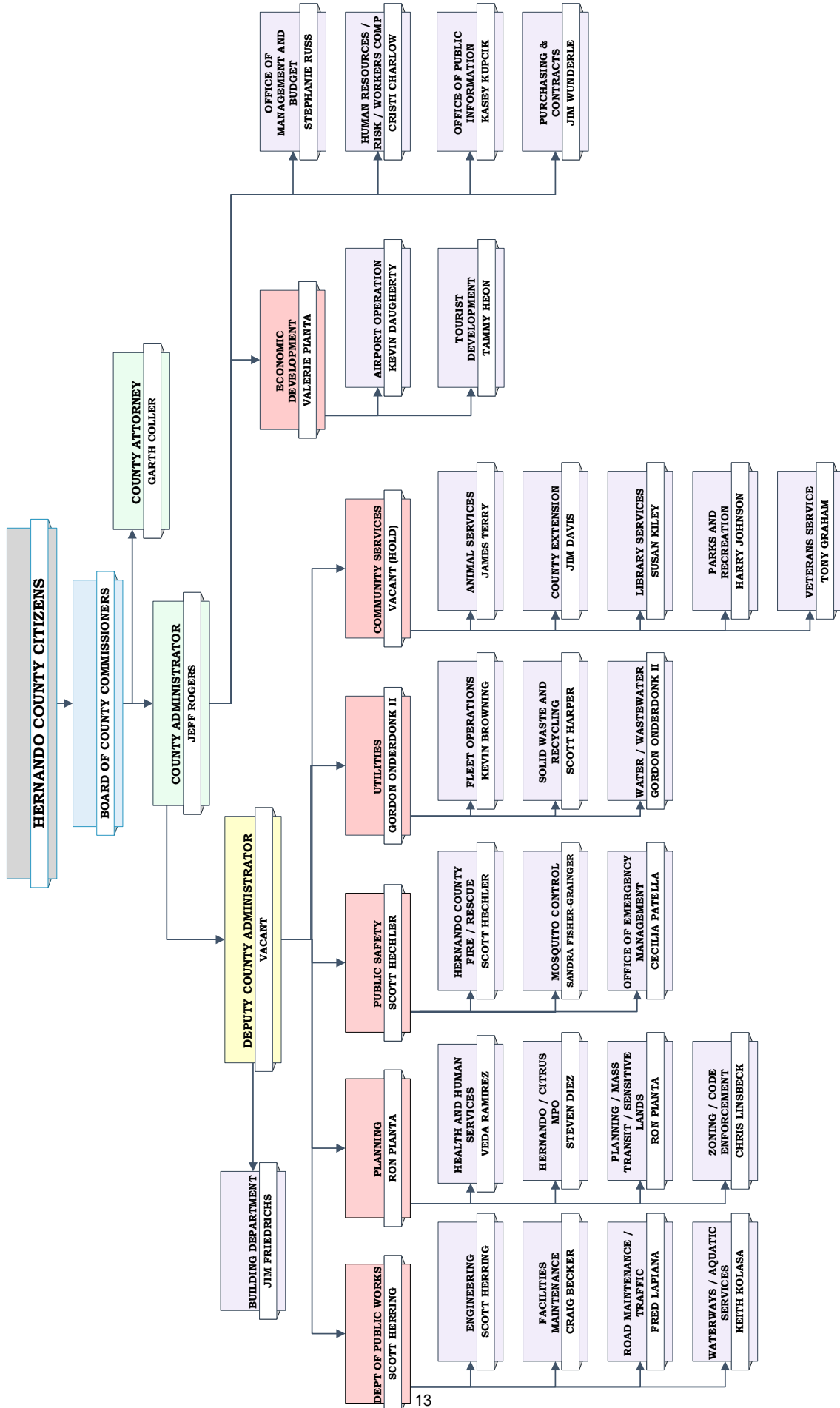
This page intentionally left blank.

Table of Contents

Introduction.....	17
Combined Budget Summary.....	25
Tentative Budget by Fund.....	27
Millage Comparison.....	31
Budget Cycle.....	21
Charts	
Property Values.....	33
Population.....	34
One Millage Financial Impact.....	35
Budget by Fund Type.....	36
Revenue & Expense.....	37
Budget Summary by Fund.....	39
General Fund by Line Item.....	66
Approved Resolutions	85
Department Listing by Fund.....	100
Glossary - Definitions and Acronyms.....	110

This page intentionally left blank.

Hernando County Board of County Commissioners Organization



This page intentionally left blank.



Jeff Rogers

Hernando County Administrator

Mr. Jeff Rogers, P.E., became County Administrator on May 14, 2019. He joined Hernando County Government as Deputy County Administrator on September 25, 2017 and served as Acting County Administrator starting January 30, 2019. Rogers has more than eight years of local government experience with a concentration in administration, public works, budgeting and overall operational leadership and organization change. He has an aptitude for identifying organizational weaknesses, deploying effective solutions, increasing employee efficiency and embodying a vision.

This page intentionally left blank.



COUNTY ADMINISTRATION

20 NORTH MAIN STREET ♦ BROOKSVILLE, FLORIDA 34601
P 352.754.4002 ♦ F 352.754.4477 ♦ W www.HernandoCounty.us

September 24, 2019

Honorable Chairman and Members
Hernando County Board of County Commissioners
20 North Main Street, Room 263
Brooksville, Florida 34601

Dear Chairman, Members:

We are pleased to present the Hernando County Budget for Fiscal Year 2019-2020 to the Board of County Commissioners and the Citizens of Hernando County. This budget represents the priorities, policies, and insurances that the basic services to the citizens of Hernando County are provided. This budget provides my plan of funding to implement the projects, programs and policies that have been established by the Board. This budget has been developed with input from the County departments, Senior staff, requests from Constitutional Officers, consultant suggestions, input from citizens, and my determination of maintaining funding levels, needs, and priorities.

Significant Issues Impacting FY 2019/20 Budget Development

For the past few years, the County has been using reserves to balance the budget. Expenses have been allowed to grow significantly in the past. Growing expenses close to, equal to, or higher than the growth of revenue is not sustainable. Many past decisions have created a very challenging situation for our present circumstances. These decisions included increasing the percentage of budgeted ad-valorem revenue collected above the 95% recommended level, decreasing millage rates without looking at the long term financial impact, addition of non-mandatory staff, bargaining agreements which increase the rate of pay with CPI rate increases resulting in salaries and benefits increasing at a rate that is not financially sustainable, along with an unwillingness of County leadership to lower expenses to equal revenue. These decisions have resulted in a lower rating of one of the County's General fund bonds.

Increases in Indigent Care costs, Florida retirement rates, other state mandated increases, and the typical increases in cost for consumables (electricity, operating supplies, fuel, etc.) have also had an impact on the increase in appropriations. Since we have lowered the anticipated revenue which is generated from property taxes to the appropriate budgeted 95% level, and then were forced to remove the extra appropriations which were added utilizing the additional 2% revenue increase, we are challenged.

The County approved a budget last year below the minimum reserve policy level. Reserves are necessary to provide the funding required to operate government in the first two months prior to the taxes being paid and provide a level of security for the County for unforeseen circumstances.

The tentative budget will increase the reserves for the General Fund to \$15,826,957 (16.62% per Budget Policy #29-01).

The County is growing, with residential and commercial development. This year the rate of growth (5.31%) is less than the past two years (>6.5%). We have to be concerned if this is a turn toward lower growth rates, or if this is a one-year decrease. There are commercial projects planned and under construction that will provide additional revenue increases in the next two years. This year we lost a significant industrial energy plant that reduced the property valuation by 160 million.

The Board of County Commissioners has implemented a budget strategy moving forward to have new revenues equal new expenses without utilizing existing reserves or cash carried forward. This has not been accomplished in the past few years. The proposed budget, including all requests from Constitutional Officers, was \$127,215 short of this goal. We have surpassed our goal and our tentative budget is funding our reserves an additional \$240,730.

To accomplish this directive from the Board of County Commissioners, the department managers and Budget Department staff have been reviewing all expenses. We have directed all expenses to be lowered, with the exception of significantly lowering the level of service the citizens would experience. In this iteration, I have removed 17.5 positions in the County budget.

These reductions are necessary to reduce expenses for this year and for future years. County staff is having to increase the amount of work required to be overseen by them. Also, as staff is reduced, the overall amount of time to complete tasks may be affected. We will continue to look to automate, create efficiencies, reduce duplicate services, streamline processes and remove unnecessary tasks.

I have proposed a one 1 mill increase in the budget for FY 19/20. Increasing the revenue requested from the citizens of Hernando County is not a request I want to make; unfortunately, it is a request I have to make. I believe we have reduced the appropriations within the County's General fund budget without significantly reducing levels of service.

I have also recommended, and the Board agreed to, a five-year forecast into the financial sustainability of the County. During the budget workshops, the financial consultant provided a financial model to demonstrate a plan to recover from the deficit situation and to re-establish necessary reserves. This model represents a 1 mill increase, restricting growth at 3.50% annually and forecasts the County general fund will recover in FY 2023. It is my intention to utilize this plan, updating the financial picture annually, to recover from the current financial status of the County.

While the General fund has been the main focus of the budget workshops this year, the proposed budget also provides for the review of the enterprise and special revenue funds. These funds are sufficient enough to provide for the level of service and fund the capital projects that are scheduled in the upcoming year. In future years, we intend on having long-term five-year financial analyses for all funds.

The FY 2019-2020 Budget is an operating framework for recovering the financial status of the County and growing smartly with the changes in our great County.

Sincerely,

Jeffrey Rogers, P.E.
County Administrator

This page intentionally left blank.



Budget Cycle

This page intentionally left blank.

Fiscal Year 2020 Budget Calendar

Date		Responsible Department	Action
February	02/27/19	OMB	Budget Kick-off Meeting - 9:00 AM Board Chambers
March	03/01/19	OMB	Budget Module access turned on for departments
	03/05/19	OMB	Budget Entry Training (if necessary)
	03/26/19	Board of County Commissioners, OMB	Last day for Board to approve a MSTU or Special District
April	04/29/19	General Fund County Departments	General Fund Department Budgets due
May	05/06/19	Departments with five year CIP	Five Year Capital Improvement Projects updated in CIPAce
	05/06/19	Non-General Fund County Departments	Non-General Fund Department Budgets due
	5/6/19 - 5/17/19	General Fund County Departments	General Fund Department Budget Reviews
	5/17/19 - 5/31/19	Non-General Fund County Departments	Non-General Fund Department Budget Reviews
June	06/01/19	Clerk of Court, Sheriff, Supervisor of Elections, Property Appraiser	Constitutional Officers budget due per FS 129.03 (Request Tax Collector proposed budget.)
	06/01/19	Property Appraiser	Good Faith Estimates submitted to Taxing Authorities
	06/14/19	County Departments	Deadline for adjustments from budget reviews to be entered in Budget Module
	06/17/19	OMB	Budget Module access closed to County Departments
July	07/01/19	Property Appraiser	Form DR-420 due designating the taxable value within the jurisdiction of Hernando County.
	07/01/19	OMB	Final budget updates completed
	07/08/19	OMB	Compile the Proposed Budget
	07/15/19	OMB	Post Proposed Budget to County website.
	07/16/19	Building Div, DPW, HCFR, Solid Waste, Utilities	MSBU rates updated in CATSSYS
	07/30/19	Board of County Commissioners, OMB	Board to set tentative millage rate
August	08/01/19	Tax Collector	Tax Collector proposed budget
	08/02/19	County Departments	Project carry forwards and grant budgets due to OMB
	08/02/19	OMB	Notify Property Appraiser of proposed millage rate, rolled-back rate & public hearing date. (DR-420 Certification)
	08/15/19	Property Appraiser	Notice of Property Taxes mailed to citizens of Hernando County (TRIM)
	08/14/19	OMB	Prior Year's MSBU schedule submitted to departments for review
	08/30/19	OMB	Consolidate Preliminary MSBU schedule for review by Departments
September	09/04/19	Building Div, DPW, HCFR, Solid Waste, Utilities	BOCC Departments verify MSBU schedule and return to OMB
	09/06/19	OMB	Preliminary MSBU schedule due to Tax Collector and Property Appraiser.
	09/11/19	BOCC and OMB	First Public Hearing to adopt tentative budget and proposed millage rate
	09/17/19	OMB	Submit ad to newspaper
	09/20/19	OMB	Ad published in newspaper
	09/24/19	BOCC and OMB	Second Public Hearing to adopt the final millage rate and budget.
	09/30/19	OMB and Finance	Adopted Budget posted in Finance Plus

This page intentionally left blank.

Hernando County, Florida
FY 2019-2020 Adopted Budget
Summary by Fund Type

	General Fund	Special Revenue	Debt Service	Capital	Enterprise	Internal Service	Total
Cash Carry Forward	15,586,227	63,386,727	10,844	12,737,023	91,935,921	12,806,509	196,463,251
<u>Estimated Revenues</u>							
Ad Valorem Taxes	68,800,539	16,068,340	-	-	-	-	84,868,879
Taxes	1,659,072	9,928,441	-	-	-	-	11,587,513
Permits, Fees & Special Assessments	474,000	35,939,060	-	2,664,265	10,373,522	-	49,450,847
Intergovernmental Revenues	20,600,298	8,729,994	-	330,653	-	-	29,660,945
Charges For Services	11,104,792	10,203,585	-	-	40,839,413	25,534,315	87,682,105
Fines and Forefits	91,000	236,000	-	-	-	-	327,000
Miscellaneous Revenue	1,860,306	1,158,846	-	38,500	2,974,547	222,800	6,254,999
Other Financing Sources	2,190,581	2,925,954	-	-	17,576,340	3,608,392	26,301,267
Total Estimated Revenues	106,780,588	85,190,220	-	3,033,418	71,763,822	29,365,507	296,133,555
<u>Other Financing Sources</u>							
Interfund Transfers	845,876	1,274,622	3,667,371	-	26,335,566	1,580,735	33,704,170
Intrafund Transfers	-	1,168,995	-	-	645,278	-	1,814,273
Total Estimated Revenues and Financing Sources	107,626,464	87,633,837	3,667,371	3,033,418	98,744,666	30,946,242	331,651,998
Total Estimated Revenues and Balance Forward	123,212,691	151,020,564	3,678,215	15,770,441	190,680,587	43,752,751	528,115,249
<u>Expenditures</u>							
General Government	22,453,898	1,114,426	3,667,371	1,700,000	-	31,277,470	60,213,165
Court Related Expenditures	39,210	3,290,078	-	-	-	-	3,329,288
Public Safety	60,024,939	50,334,081	-	384,849	3,894,967	-	114,638,836
Physical Environment	498,969	9,857,738	-	330,653	104,113,557	-	114,800,917
Transporation	4,992,712	31,249,956	-	5,297,950	9,350,994	-	50,891,612
Economic Environment	2,203,601	2,292,215	-	-	-	-	4,495,816
Human Services	5,012,239	1,890,775	-	-	-	-	6,903,014
Culture & Recreation	6,889,961	178,873	-	1,416,077	-	-	8,484,911
Grants & Aid	-	-	-	-	-	-	-
Other Uses	606,144	-	-	-	-	-	606,144
Total Expenditures	102,721,673	100,208,142	3,667,371	9,129,529	117,359,518	31,277,470	364,363,703
Interfund Transfers	4,664,061	2,790,103	-	795,289	27,113,784	155,206	35,518,443
Reserves	15,826,957	48,022,319	10,844	5,845,623	46,207,285	12,320,075	128,233,103
Total Appropriated Expenditures & Ending Balance	123,212,691	151,020,564	3,678,215	15,770,441	190,680,587	43,752,751	528,115,249

This page intentionally left blank.

**Hernando County, Florida FY
2019-2020 Adopted Budget**

Fund Description		FY 19/20 Budget
0011	GENERAL FUND	123,212,691
1011	TRANSPORTATION TRUST FUND	9,596,036
1013	CONSTITUTIONAL GAS TAX	9,476,015
1015	COUNTY FUEL TAX	4,614,660
1017	LOGT 1-6 FUEL-GENL TRANSP	13,567,162
1022	ADDL LOGT 1-5 GAS-RES RDS	13,952,397
1024	NINTH-CT FUEL TAX-RES RDS	2,697,587
1031	HERNANDO/CITRUS MPO	1,160,063
1051	FL BOATING IMPROVEMNT PGM	463,280
1101	INTERGOVTL RADIO COMM PGM	469,520
1141	HEALTH UNIT TRUST FUND	1,223,026
1171	MOSQUITO CONTROL LOCAL	854,493
1181	STATE MOSQUITO CONTROL	81,605
1201	LAW ENFORCEMENT TRUST FND	195,929
1202	CRIME PREVENTION(775.083)	226,406
1203	HCSO REVENUE FUND	4,577,700
1204	HCSO CONTRACTS FUND	-
1242	ADDL COURT COST (939.185)	1,141,600
1245	ALCOHOL/DRUG ABUSE TRUST	26,571
1248	YOUTH COURT	97,952
1251	E911 COMMUNICATION SYSTEM	1,359,415
1261	TOURIST DEVELOPMENT TAX	1,440,231
1271	ST HOUSING INIT PRTNRSHP	1,773,440
1273	AFFORDABLE HOUSING	243
1278	KASS CIR NEIGHBORHOOD CRA	420
1431	LANDSCAPE ENHANCEMENT	343,000
1481	COURT IMPROVEMENT FUND	6,345,765
1482	COURT-RELATED TECHNOLOGY	1,058,202
1551	INDUSTRIAL/ECON INCENTIVE	-
1661	HC CONSOLIDATED FIRE	34,226,833
1691	HC FIRE RESCUE - RESCUE	18,274,977
1741	D SLOSBERG DRIVER ED SFTY	933,053
1781	LIBRARY ESTATE FUNDS	22,873
2071	NON-AD VAL REF REV BD S10	451,325
2081	BANK LOAN 2012	3,226,890
3121	CAPITAL IMPROVEMENT PGM	-
3135	RESTORE ACT FUND	330,653
3302	IF SRCHG I-75/SR50	33,600
3321	IMPACT FEE - PUBLIC BLDGS	2,585,279
3331	IMPACT FEE-ROAD DIST 1	1,453,660
3332	IMPACT FEE-ROAD DIST 2	1,208,800
3333	IMPACT FEE-ROAD DIST 3	1,016,040
3334	IMPACT FEE-ROAD DIST 4	3,914,000
3341	IMPACT FEE-PARK DIST 1	441,500
3342	IMPACT FEE-PARK DIST 2	1,646,462
3343	IMPACT FEE-PARK DIST 3	131,735
3344	IMPACT FEE-PARK DIST 4	755,200
3351	IMPACT FEE-LIBRARY	285,660
3361	IMPACT FEE-LAW ENFORCEMNT	156,700
3362	IMPACT FEE-JAIL	47,666
3373	IMPACT FEE-FIRE-HERN BCH	22,165
3375	IMPACT FEE - FIRE-HC FIRE	1,520,300

**Hernando County, Florida FY
2019-2020 Adopted Budget**

Fund Description		FY 19/20 Budget
3381	IMPACT FEE-AMBULANCE	221,021
4111	HERNANDO COUNTY UTILITIES	59,710,844
4121	HCUD RENEWAL AND REPLCMNT	9,702,695
4132	HCUD CONNECTION FEE-WATER	5,264,003
4133	HCUD CONNECTION FEE-SEWER	11,299,833
4141	HCUD BOND PROCEEDS	7,700,000
4142	STATE REVOLVING FUNDS-SRF	3,853,919
4144	HCUD - CAPITAL	32,756,664
4311	AIRPORT/INDUSTRIAL PARK	9,881,678
4411	SOLID WASTE AND RECYCLING	12,416,599
4431	CLOSURE & LTC ESCROW	9,085,080
4461	FUTURE CELL CONSTRUCTION	12,839,378
4471	SOLID WASTE/RECYC-CAPITAL	8,587,933
4481	SOLID WASTER/RECYC-CAPITAL	307,500
4611	HERN CO DEVELOPMENT SVCS	7,274,461
5011	CENTRAL FUELING SYSTEM	1,329,961
5021	RISK MANAGEMENT	6,296,769
5031	WORKER'S COMP SELF INSUR	5,964,628
5061	COMPUTER REPLACEMENT	549,408
5071	VEHICLE MAINTENANCE	3,027,783
5081	FLEET REPLACEMENT PROGRAM	9,885,049
5121	MEDICAL INSUR SELF-INS	16,699,153
7031	RIVER COUNTRY MULTI-PURP	105,540
7032	ORCHARD PK III MULTI-PURP	16,070
7033	STATE RD CANAL DREDG MSBU	21,320
7034	TRASH COLLECTION MSBU	8,804,536
7041	SPRING HILL LIGHTING	648,385
7042	SILVER RIDGE ST LTG MSBU	25,040
7044	SOUTH BROOKSVILLE ST LTG	14,470
7061	RIV RUN/WTRS-WW-SWR MSBU	-
7081	VILLAGE AT H-N-D LIGHTING	6,965
7101	BRAEWOOD LIGHTING	9,170
7102	OAKWOOD ACRES STREET LTG	11,950
7111	H BCH SO UNITS 13-B-C LTG	23,510
7121	WINDRIDGE LIGHTING	7,880
7181	SEVEN HILLS LIGHTING	94,530
7201	POTTERFIELD GDN ACR LTG	8,640
7211	REGENCY OAKS LIGHTING	63,880
7221	HILL N DALE LIGHTING	41,580
7231	BERKELEY MANOR MULTI-PURP	42,930
7312	DOGWOOD EST FIRE HYD PH 2	42,598
7322	PRISTINE PL MLTI PUR MSBU	77,170
7331	HOLLAND SPG MULTI-PURPOSE	26,860
7381	BARONY WOODS E LIGHTING	7,530
7401	HERNANDO BEACH LIGHTING	9,380
7421	WEST HERNANDO ST LTG	267,430
7511	HERN BEACH BOATLIFT	137,765
7521	W W WOODLANDS LTG	19,820
7531	RIDGE MANOR LTG	17,330
7541	DAMAC ESTATES LTG	9,340
7552	STORMWATER MGMT MSTU	7,736,006
7571	LAKESIDE ACRES STREET LTG	22,370

**Hernando County, Florida FY
2019-2020 Adopted Budget**

Fund Description		FY 19/20 Budget
7581	RIDGE MANOR W STREET LTNG	24,750
7591	DEERFIELD ACRES ST LTG	24,290
7671	SILVERTHORN STREET LIGHT	115,490
7701	CARNES AREA RD PAVING	30,950
7702	PAINTED BUNTING RD PAVING	18,080
7703	JACKDAW ROAD PAVING	7,000
7704	JAYBIRD ROAD PAVING	22,430
7705	KODIAK WREN RD PAVING	9,160
7706	OLD SQUAW AVE RD PAVING	17,710
7707	QUILL AVE ROAD PAVING	4,120
7901	FORT DADE MOBILE HOME-LTG	9,750
7924	DESERT SPARROW RD PAVING	-
7925	BAHAMA SWALLOW RD PAVING	-
7926	TAYLOR ST MILLINGS MSBU	16,300
7927	SWEETGUM RD MILLINGS MSBU	15,330
7931	MITCHELL HEIGHTS ST LTG	12,200
7932	PINE WARBLER PV MSBU	38,470
7933	MABERLY ROAD PAVING MSBU	22,940
7934	MEXICAN CANARY PAV MSBU	29,950
7935	GODWIT AREA RD PAV MSBU	26,910
7936	PELICAN AVE RD PAV MSBU	22,500
7937	FURLEY AVE RD PAV MSBU	23,760
7938	WOOD OWL AVE RD PAV MSBU	203,810
7939	TINAMOU AREA RD PAV MSBU	264,270
7940	ALBERTA ST RD PAV MSBU	166,100
7941	THE OAKS GROUND MAINT	17,610
7942	WHITE RD PAV MSBU	273,665
7943	ROYAL HIGHLANDS DRWY APR	14,020
7944	ROYAL HIGHLANDS "A" PAV	26,140
7945	ROYAL HIGHLANDS "B" PAV	232,120
7946	ROYAL HIGHLANDS "C" PAV	72,140
7948	ROYAL HIGHLANDS "E" PAV	46,730
7949	ROYAL HIGHLANDS "F" PAV	23,860
7950	ROYAL HIGHLANDS "G" PAV	103,680
7951	STRINGER ROAD PAVING	80,770
7967	ESKIMO CURLEW PAVING MSBU	-
7968	FLOCK AVE RD PAVING MSBU	-
7969	OLSEN ROAD PAVING MSBU	-
7970	OSPREY AVE RD PAVING MSBU	-
7972	DOTTED WREN PAVING MSBU	7,380
7973	MTN MOCKINGBIRD/MARV PAV	13,070
7974	GOLDEN AVE RD PAVING MSBU	6,580
7975	OWL ROAD PAVING MSBU	18,260
7976	CROFT LANE RD PAVING MSBU	6,810

**Hernando County, Florida FY
2019-2020 Adopted Budget**

Fund Description		FY 19/20 Budget
7977	NUZUM ROAD PAVING MSBU	19,340
7978	ENGLISH SPARROW PAV MSBU	30,580
7979	FLOCK AV WEST-PAV MSBU	9,130
7982	FLATWOOD RD PAVING MSBU	25,740
7983	LOMITA WREN SOUTH RD PAV	16,050
7984	MARVELWOOD AREA RD PAVING	51,830
7985	PHILLIPS RD PAVING MSBU	34,620
7986	FLICKER ROAD PAVING MSBU	12,630
7987	PHILLIPS EAST RD PAV MSBU	23,160
7988	PUFFIN RD PAV MSBU	10,020
7989	GRASS FINCH RD PAV MSBU	12,880
7990	HARRIS HAWK RD PAV MSBU	27,570
7991	SUN ROAD PAVING MSBU	19,130
7992	HANCOCK LK RD PAV MSBU	25,610
7993	BENES ROUSH RD PAV MSBU	10,820
7994	CRUM RD PAV MSBU	17,330
7995	EIDER RD PAV MSBU	13,140
7996	HELEN/ALLEN RD PAV MSBU	15,110
7997	GOLDEN WARBLER RD PV MSBU	24,270
7998	PARAMOUNT AREA RD PV MSBU	32,050
Total - All County Funds		528,115,249

**HERNANDO COUNTY
BOARD OF COUNTY COMMISSIONERS
FISCAL YEAR 2019-2020**

MILLAGE COMPARISON

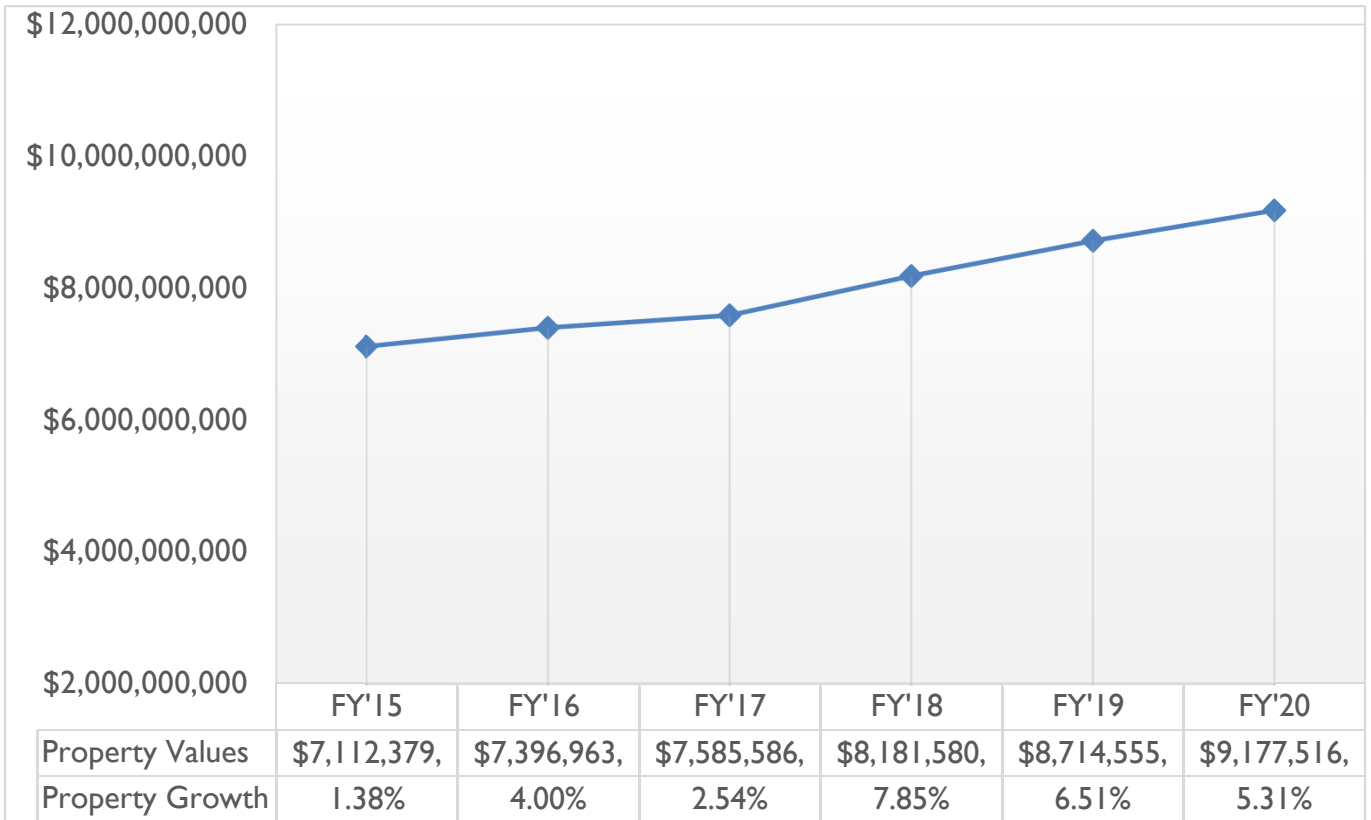
FUND	2014-15	2015-16	2016-17	2017-18	2018-19	2019-20
BCC GENERAL FUND	6.9912	6.9912	6.9912	6.8912	6.8912	7.8912
BCC COUNTY HEALTH	0.1102	0.1102	0.1102	0.1102	0.1102	0.1102
BCC RECREATION/SENSITIVE LANDS	0.0000	0.0000	0.0000	0.0000	0.0000	0.0000
BCC MOSQUITO CONTROL	0.0000	0.0000	0.0000	0.0000	0.0000	0.0000
BCC TRANSPORTATION TRUST	0.7091	0.7091	0.7091	0.7091	0.7091	0.7091
	7.8105	7.8105	7.8105	7.7105	7.7105	8.7105
EMERGENCY MEDICAL SVCS MSTU	0.5534	0.6700	0.6700	0.6700	0.9100	0.9100
STORMWATER MSTU	0.1139	0.1139	0.1139	0.1139	0.1139	0.1139
HERNANDO FIRE RESCUE	0.0000	0.0000	0.0000	0.5000	N/A	N/A
	0.6673	0.7839	0.7839	1.2839	1.0239	1.0239

FISCAL YEAR	*CERTIFIED TAXABLE VALUE	CHANGE IN TAXABLE VALUE	% CHANGE
2019 / 2020	9,177,516,831	462,961,379	5.31%
2018 / 2019	8,714,555,452	532,974,920	6.51%
2017 / 2018	8,181,580,532	595,994,479	6.65%
2016 / 2017	7,585,586,053	473,206,388	5.45%
2015 / 2016	7,396,963,996	284,584,331	4.00%
2014 / 2015	7,112,379,665	96,896,030	1.38%

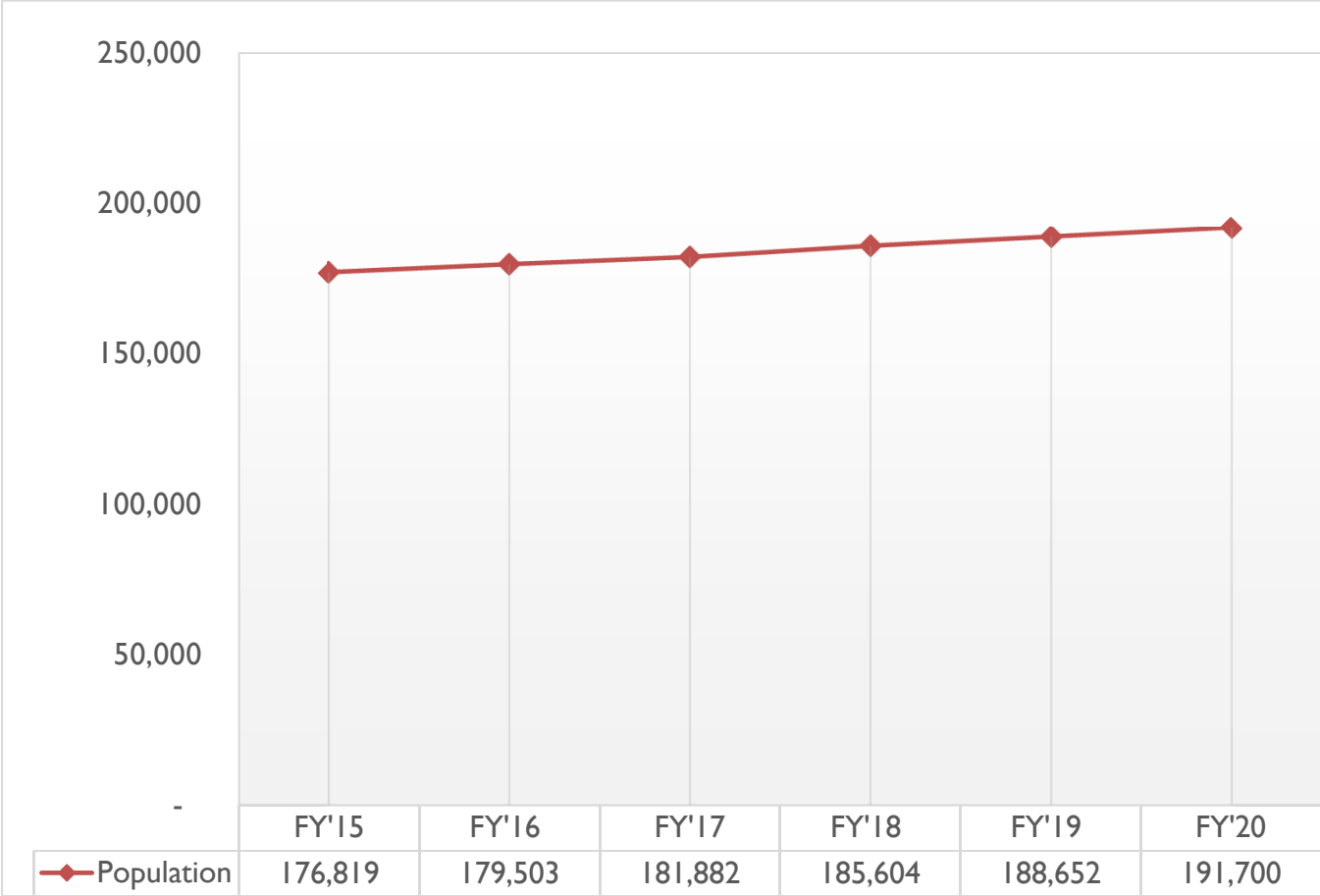
*line 4-DR420

Millage Rate Collection		Certified		
Taxing Authority		Taxable Value	Rate	Revenue
Hernando County BCC	Countywide	9,177,516,831	7.8912	72,421,621
BCC County Health	Countywide	9,177,516,831	0.1102	1,011,362
BCC Transportation Trust	Countywide	9,177,516,831	0.7091	6,507,777
Countywide Services Millage			8.7105	79,940,760
Emergency Medical Serv MSTU	Countywide	9,177,516,831	0.9100	8,351,540
Stormwater MSTU	Non-Countywide	9,160,341,632	0.1139	1,043,363
Municipal Service Taxing Units (MSTU's)			1.0239	9,394,903
Total - Ad Valorem Revenue Generated -				89,335,664

Property Values by Fiscal Year



Population Increase by Fiscal Year



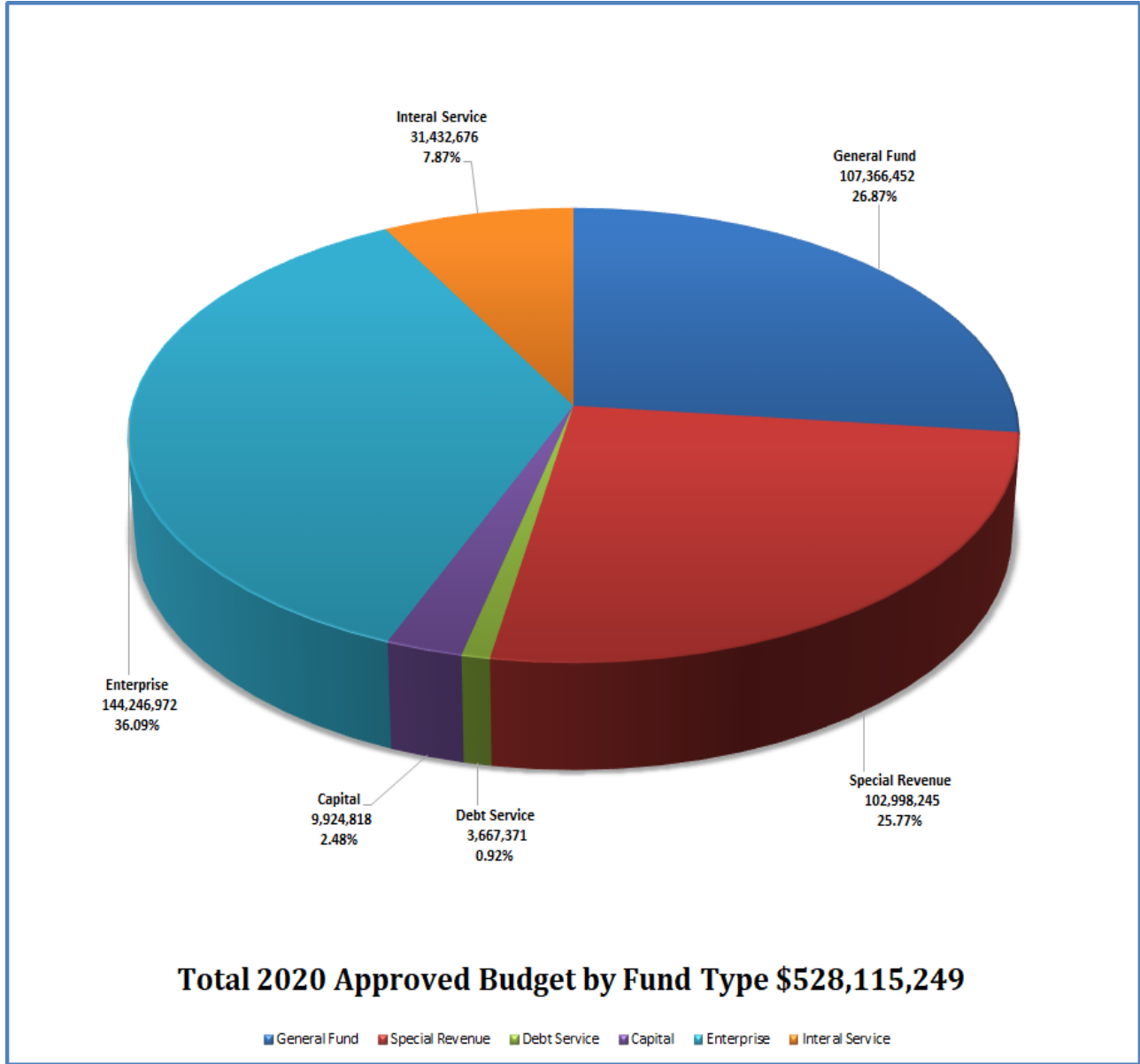
Single Family Homes in Hernando County

Current Millage	6.8912
Millage Change:	1.0000
Proposed Millage:	7.8912

Taxable Value	In \$ Range	% in Range	Current Ad Valorem	Proposed Ad Valorem	Financial Impact
\$0.00	4,561	7.14%	\$ -	\$ -	\$ -
\$25,000.00	11,603	25.31%	\$ 172	\$ 197	\$ 25
\$50,000.00	11,428	43.20%	\$ 345	\$ 395	\$ 50
\$75,000.00	11,113	60.61%	\$ 517	\$ 592	\$ 75
\$100,000.00	8,506	73.92%	\$ 689	\$ 789	\$ 100
\$125,000.00	6,245	83.70%	\$ 861	\$ 986	\$ 125
\$150,000.00	3,960	89.90%	\$ 1,034	\$ 1,184	\$ 150
\$175,000.00	2,468	93.77%	\$ 1,206	\$ 1,381	\$ 175
\$200,000.00	1,393	95.95%	\$ 1,378	\$ 1,578	\$ 200
\$225,000.00	841	97.27%	\$ 1,551	\$ 1,776	\$ 225
\$250,000.00	543	98.12%	\$ 1,723	\$ 1,973	\$ 250

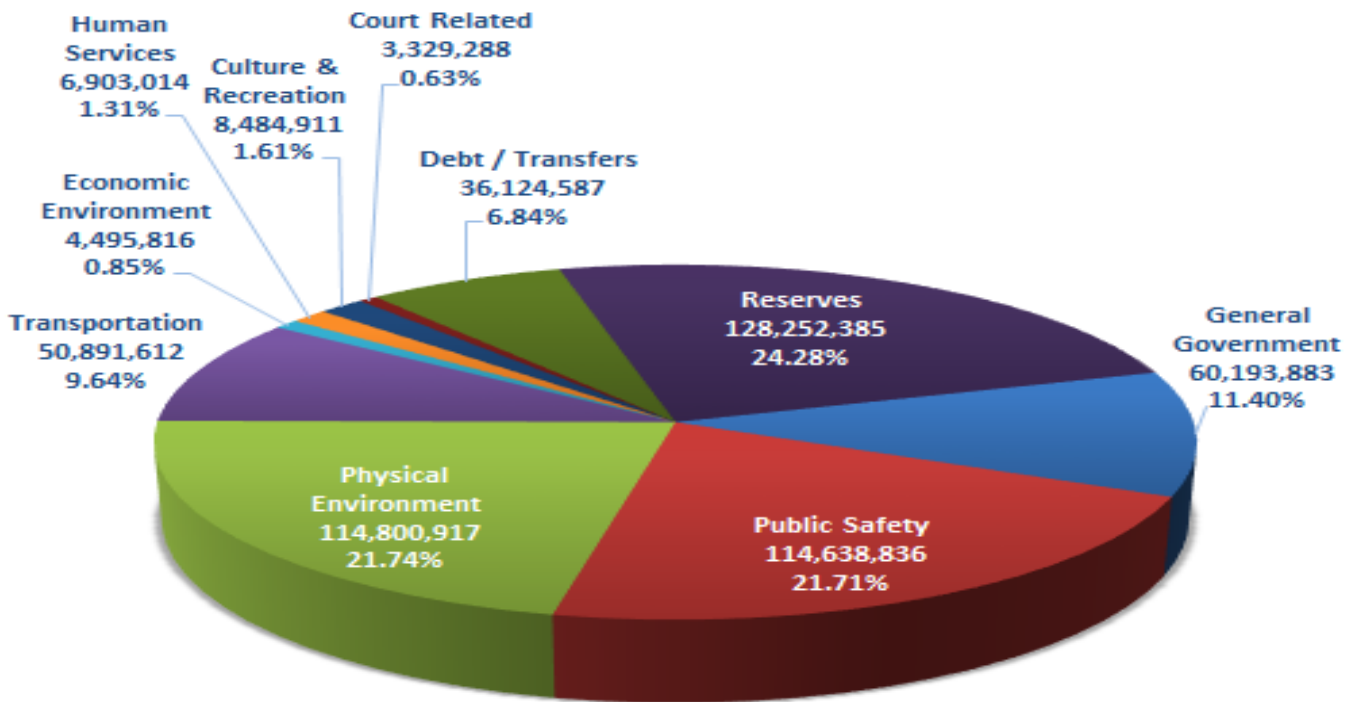
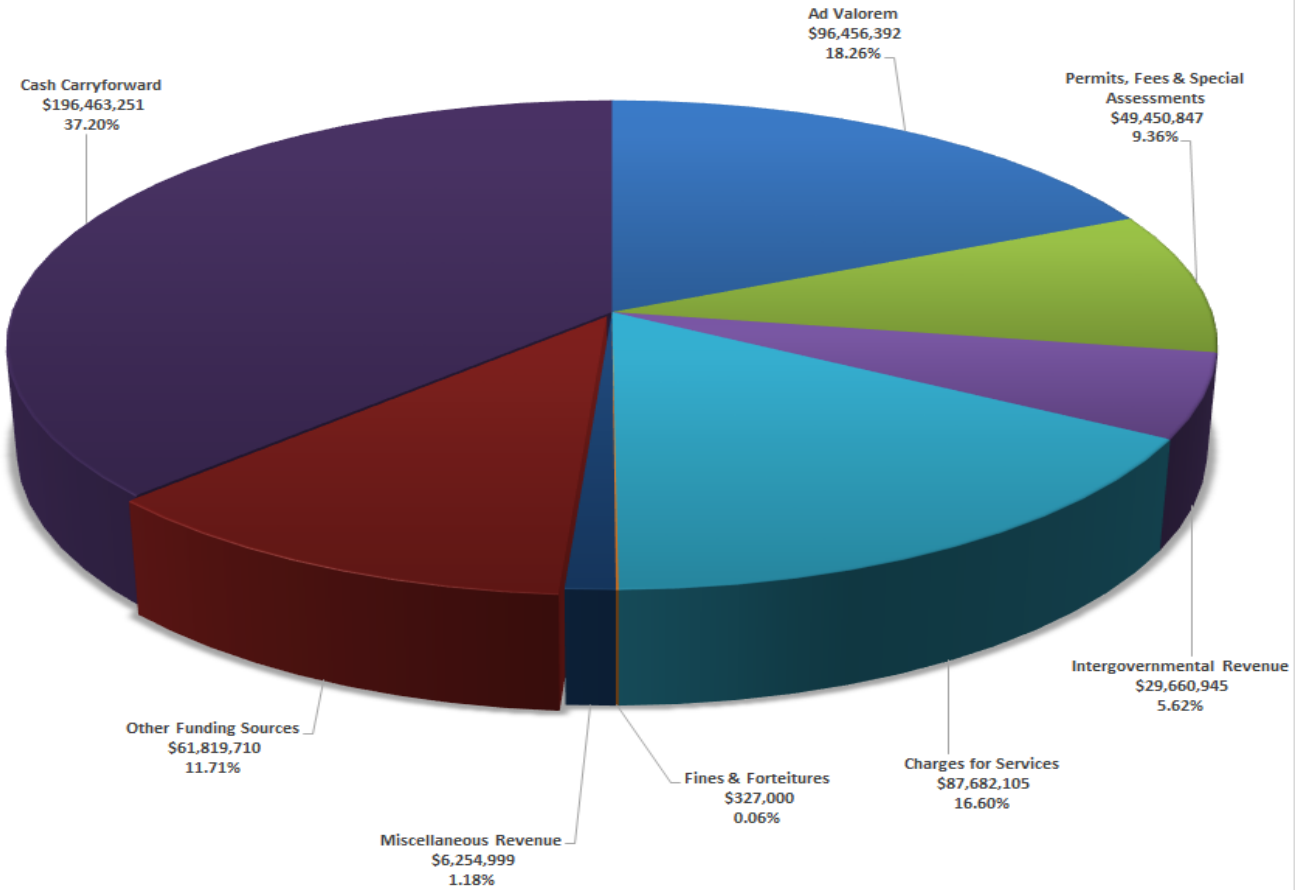
Data provided by Stantec Consulting Services

**FY 2019-2020 ADOPTED BUDGET BY FUND TYPE
(EXCLUDES RESERVES)**



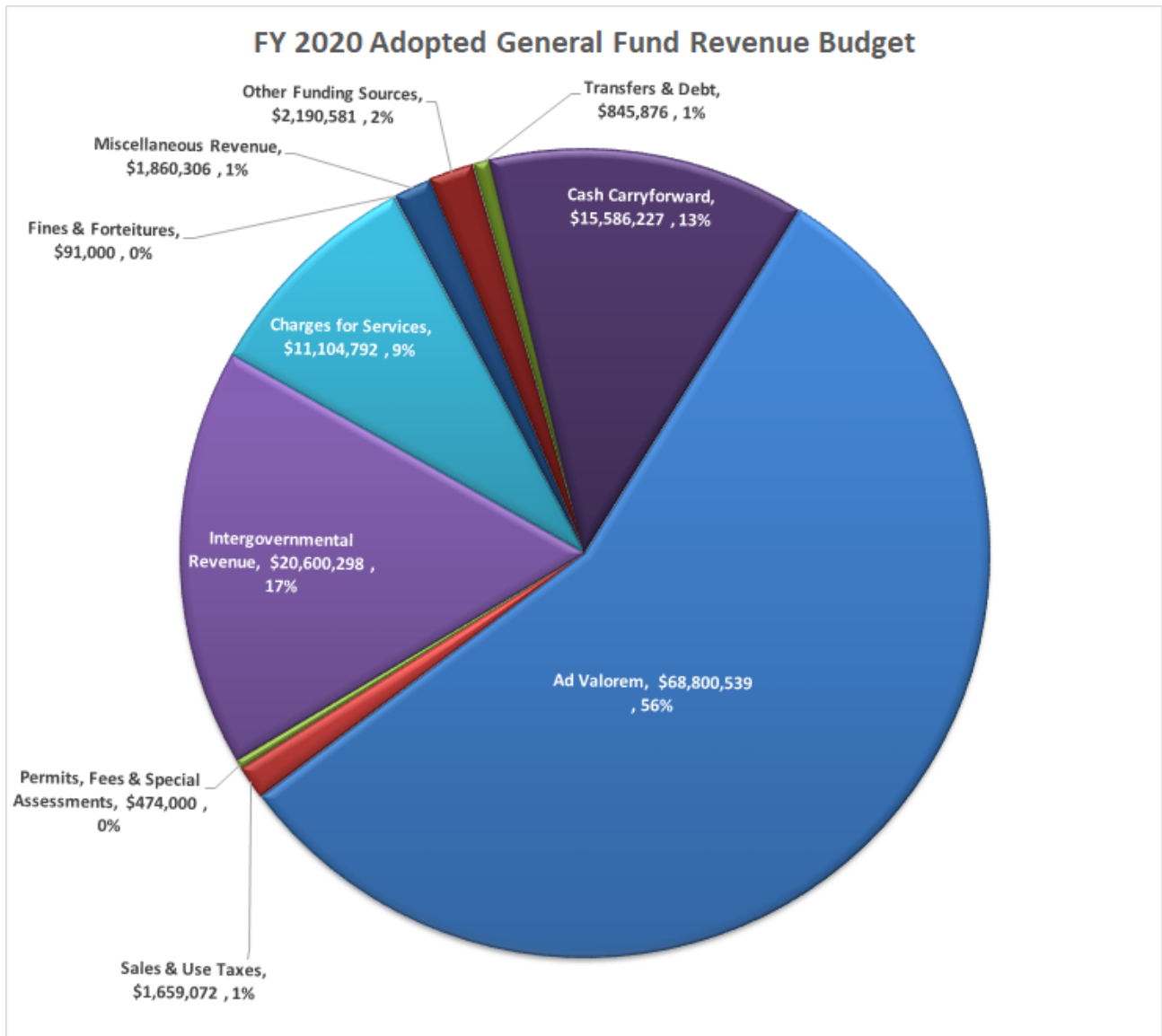
	<u>General Fund</u>	<u>Special Revenue</u>	<u>Debt Service</u>	<u>Capital</u>	<u>Enterprise</u>	<u>Internal Service</u>	<u>Total</u>
Total Budget	107,366,452	102,998,245	3,667,371	9,924,818	144,246,972	31,432,676	399,636,534
Reserves	15,846,239	48,022,319	10,844	5,845,623	46,433,615	12,320,075	128,478,715
	\$123,212,691	\$151,020,564	\$3,678,215	\$15,770,441	\$190,680,587	\$43,752,751	\$528,115,249

FY 2019-2020 ADOPTED BUDGET - Revenues & Expenses

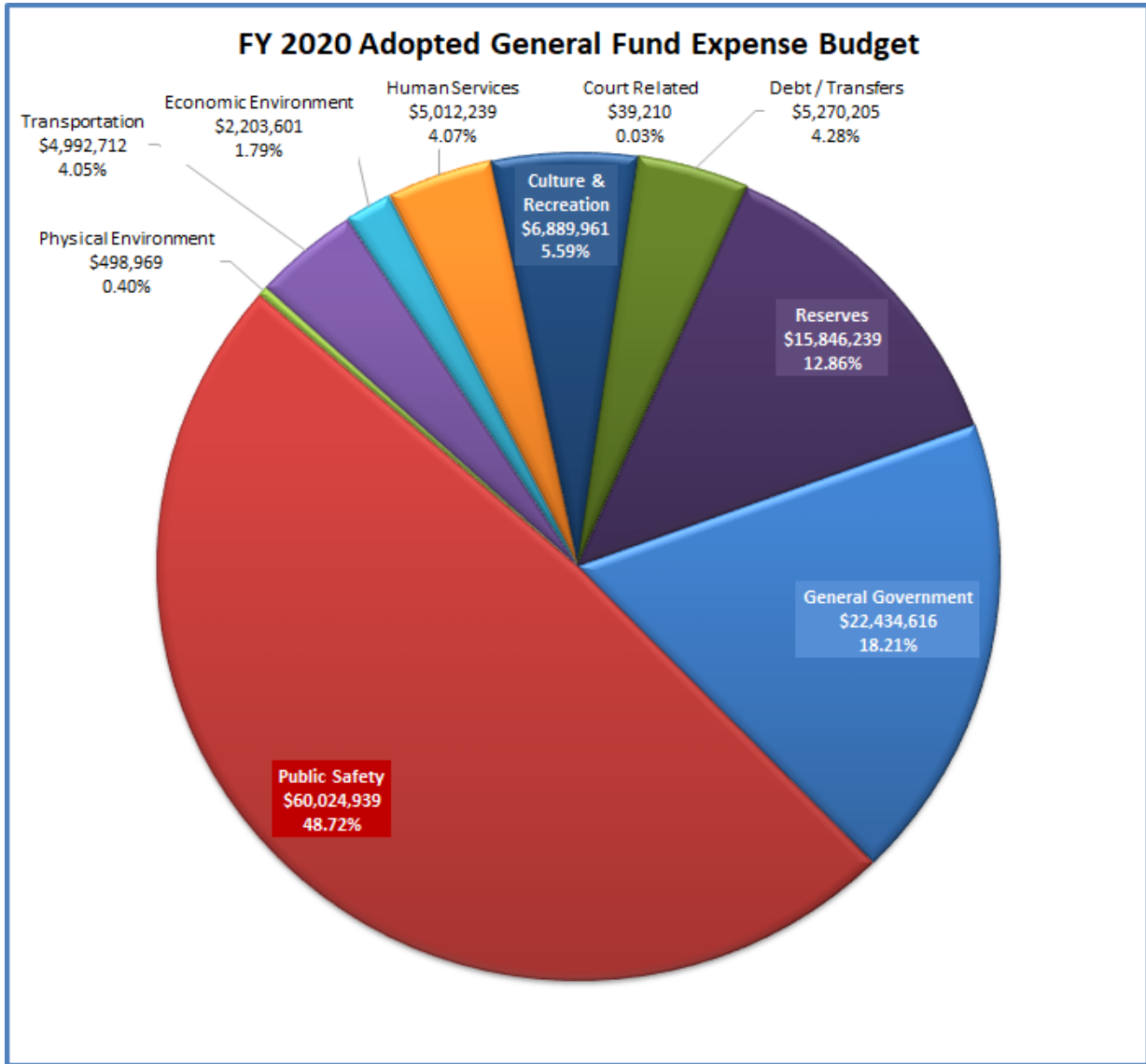


ALL FUNDS - By Service Area

2019-2020 GENERAL FUND - REVENUES



2019-2020 GENERAL FUND - EXPENSES



Hernando County, Florida
FY 2019-2020 Final
Budget Summary by Fund

Description	GENERAL FUND 0011	TRANSPORTATION TRUST FUND 1011	CONSTITUTIONAL GAS TAX 1013	COUNTY FUEL TAX 1015	LOGT 1-6 FUEL- GENL TRANSP 1017	ADDL LOGT 1-5 GAS-RES RDS 1022
Cash Carry Forward	15,586,227	2,312,875	5,671,000	2,631,500	8,427,735	10,302,000
<u>Estimated Revenues</u>						
Ad Valorem Taxes	68,800,539	6,182,388	-	-	-	-
Taxes	1,659,072	-	-	-	4,694,957	3,251,147
Permits, Fees & Special Assessments	474,000	-	-	-	-	-
Intergovernmental Revenues	20,600,298	256,000	3,105,770	1,983,160	-	260,000
Charges For Services	11,104,792	569,630	-	-	431,470	-
Fines and Forefits	91,000	1,000	-	-	-	-
Miscellaneous Revenue	1,860,306	221,580	-	-	13,000	-
Other Financing Sources	2,190,581	52,563	-	-	-	-
Total Estimated Revenues	106,780,588	7,283,161	3,105,770	1,983,160	5,139,427	3,511,147
<u>Other Financing Sources</u>						
Interfund Transfers	845,876	-	-	-	-	-
Intrafund Transfers	-	-	699,245	-	-	139,250
Total Estimated Revenues and Financing Sources	107,626,464	7,283,161	3,805,015	1,983,160	5,139,427	3,650,397
Total Estimated Revenues and Balance Forward	123,212,691	9,596,036	9,476,015	4,614,660	13,567,162	13,952,397
<u>Expenditures</u>						
General Government	22,453,898	-	-	-	-	-
Court Related Expenditures	39,210	-	-	-	-	-
Public Safety	60,024,939	-	-	-	-	-
Physical Environment	498,969	-	-	-	-	-
Transportation	4,992,712	7,925,585	3,202,982	3,027,730	7,480,815	7,505,920
Economic Environment	2,203,601	-	-	-	-	-
Human Services	5,012,239	-	-	-	-	-
Culture & Recreation	6,889,961	-	-	-	-	-
Other Uses	606,144	-	-	-	-	-
Total Expenditures	102,721,673	7,925,585	3,202,982	3,027,730	7,480,815	7,505,920
<u>Other Financing Uses</u>						
Interfund Transfers	4,664,061	255,891	699,245	-	-	216,750
Total Expenditures and Other Financing Uses	107,385,734	8,181,476	3,902,227	3,027,730	7,480,815	7,722,670
<u>Ending Balance</u>						
Reserves	15,826,957	1,414,560	5,573,788	1,586,930	6,086,347	6,229,727
Total Ending Balances	15,826,957	1,414,560	5,573,788	1,586,930	6,086,347	6,229,727
Total Appropriated Expenditures & Ending Balance	123,212,691	9,596,036	9,476,015	4,614,660	13,567,162	13,952,397
		Ad Valorem				

Hernando County, Florida
FY 2019-2020 Final
Budget Summary by Fund

Description	NINTH-CT FUEL TAX-RES RDS 1024	HERNANDO/CITRUS MPO 1031	FL BOATING IMPROVEMNT PGM 1051	INTERGOVTL RADIO COMM PGM 1101	HEALTH UNIT TRUST FUND 1141	MOSQUITO CONTROL LOCAL 1171
Cash Carry Forward	1,822,000	-	291,280	149,000	252,469	200,706
<u>Estimated Revenues</u>						
Ad Valorem Taxes	-	-	-	-	960,794	-
Taxes	875,587	-	-	-	1,700	50
Permits, Fees & Special Assessments	-	-	-	-	-	-
Intergovernmental Revenues	-	1,150,636	141,500	-	-	-
Charges For Services	-	300	-	160,000	-	21,500
Fines and Forefits	-	-	-	110,000	-	-
Miscellaneous Revenue	-	-	-	50,520	8,063	3,800
Other Financing Sources	-	-	-	-	-	-
Total Estimated Revenues	875,587	1,150,936	141,500	320,520	970,557	25,350
<u>Other Financing Sources</u>						
Interfund Transfers	-	9,127	-	-	-	628,437
Intrafund Transfers	-	-	30,500	-	-	-
Total Estimated Revenues and Financing Sources	875,587	1,160,063	172,000	320,520	970,557	653,787
Total Estimated Revenues and Balance Forward	2,697,587	1,160,063	463,280	469,520	1,223,026	854,493
<u>Expenditures</u>						
General Government	-	1,114,426	-	-	-	-
Court Related Expenditures	-	-	-	-	-	-
Public Safety	-	-	-	339,400	-	-
Physical Environment	-	-	-	-	-	-
Transportation	1,926	45,637	-	-	-	-
Economic Environment	-	-	-	-	-	-
Human Services	-	-	-	-	1,013,270	797,200
Culture & Recreation	-	-	156,000	-	-	-
Other Uses	-	-	-	-	-	-
Total Expenditures	1,926	1,160,063	156,000	339,400	1,013,270	797,200
<u>Other Financing Uses</u>						
Interfund Transfers	755,876	-	30,500	-	-	7,865
Total Expenditures and Other Financing Uses	757,802	1,160,063	186,500	339,400	1,013,270	805,065
<u>Ending Balance</u>						
Reserves	1,939,785	-	276,780	130,120	209,756	49,428
Total Ending Balances	1,939,785	-	276,780	130,120	209,756	49,428
Total Appropriated Expenditures & Ending Balance	2,697,587	1,160,063	463,280	469,520	1,223,026	854,493

Hernando County, Florida
FY 2019-2020 Final
Budget Summary by Fund

Description	STATE MOSQUITO CONTROL 1181	LAW ENFORCEMENT TRUST FND 1201	CRIME PREVENTION(775.0 83) 1202	HCSO REVENUE FUND 1203	ADDL COURT COST (939.185) 1242	ALCOHOL/DRUG ABUSE TRUST 1245
Cash Carry Forward	39,659	161,429	169,906	2,058,000	534,309	16,071
<u>Estimated Revenues</u>						
Ad Valorem Taxes	-	-	-	-	-	-
Taxes	-	-	-	-	-	-
Permits, Fees & Special Assessments	-	-	-	-	-	-
Intergovernmental Revenues	41,646	-	-	-	374,741	-
Charges For Services	-	-	-	-	232,550	10,500
Fines and Forefits	-	30,000	55,000	-	-	-
Miscellaneous Revenue	300	4,500	1,500	-	-	-
Other Financing Sources	-	-	-	2,519,700	-	-
Total Estimated Revenues	41,946	34,500	56,500	2,519,700	607,291	10,500
<u>Other Financing Sources</u>						
Interfund Transfers	-	-	-	-	-	-
Intrafund Transfers	-	-	-	-	-	-
Total Estimated Revenues and Financing Sources	41,946	34,500	56,500	2,519,700	607,291	10,500
Total Estimated Revenues and Balance Forward	81,605	195,929	226,406	4,577,700	1,141,600	26,571
<u>Expenditures</u>						
General Government	-	-	-	-	-	-
Court Related Expenditures	-	-	-	-	687,882	2,000
Public Safety	-	92,280	114,050	4,577,700	-	-
Physical Environment	-	-	-	-	-	-
Transportation	-	-	-	-	-	-
Economic Environment	-	-	-	-	-	-
Human Services	80,305	-	-	-	-	-
Culture & Recreation	-	-	-	-	-	-
Other Uses	-	-	-	-	-	-
Total Expenditures	80,305	92,280	114,050	4,577,700	687,882	2,000
<u>Other Financing Uses</u>						
Interfund Transfers	1,300	-	-	-	3,900	-
Total Expenditures and Other Financing Uses	81,605	92,280	114,050	4,577,700	691,782	2,000
<u>Ending Balance</u>						
Reserves	-	103,649	112,356	-	449,818	24,571
Total Ending Balances	-	103,649	112,356	-	449,818	24,571
Total Appropriated Expenditures & Ending Balance	81,605	195,929	226,406	4,577,700	1,141,600	26,571

Hernando County, Florida
FY 2019-2020 Final
Budget Summary by Fund

Description	YOUTH COURT 1248	E911 COMMUNICATION SYSTEM 1251	TOURIST DEVELOPMENT TAX 1261	ST HOUSING INIT PRTNRSHP 1271	AFFORDABLE HOUSING 1273	KASS CIR NEIGHBORHOOD CRA 1278
Cash Carry Forward	52,202	581,415	340,206	944,819	133	-
<u>Estimated Revenues</u>						
Ad Valorem Taxes	-	-	-	-	-	-
Taxes	-	-	1,100,000	-	-	-
Permits, Fees & Special Assessments	-	-	-	-	-	-
Intergovernmental Revenues	-	-	-	365,621	-	-
Charges For Services	45,750	778,000	25	-	-	-
Fines and Forefits	-	-	-	-	-	-
Miscellaneous Revenue	-	-	-	463,000	110	-
Other Financing Sources	-	-	-	-	-	-
Total Estimated Revenues	45,750	778,000	1,100,025	828,621	110	-
<u>Other Financing Sources</u>						
Interfund Transfers	-	-	-	-	-	420
Intrafund Transfers	-	-	-	-	-	-
Total Estimated Revenues and Financing Sources	45,750	778,000	1,100,025	828,621	110	420
Total Estimated Revenues and Balance Forward	97,952	1,359,415	1,440,231	1,773,440	243	420
<u>Expenditures</u>						
General Government	-	-	-	-	-	-
Court Related Expenditures	32,292	-	-	-	-	-
Public Safety	-	782,770	-	-	-	-
Physical Environment	-	-	-	-	-	-
Transportation	-	-	-	-	-	-
Economic Environment	-	-	1,198,913	1,092,871	11	420
Human Services	-	-	-	-	-	-
Culture & Recreation	-	-	-	-	-	-
Other Uses	-	-	-	-	-	-
Total Expenditures	32,292	782,770	1,198,913	1,092,871	11	420
<u>Other Financing Uses</u>						
Interfund Transfers	-	-	47,800	50,000	-	-
Total Expenditures and Other Financing Uses	32,292	782,770	1,246,713	1,142,871	11	420
<u>Ending Balance</u>						
Reserves	65,660	576,645	193,518	630,569	232	-
Total Ending Balances	65,660	576,645	193,518	630,569	232	-
Total Appropriated Expenditures & Ending Balance	97,952	1,359,415	1,440,231	1,773,440	243	420

Hernando County, Florida
FY 2019-2020 Final
Budget Summary by Fund

Description	LANDSCAPE ENHANCEMENT 1431	COURT IMPROVEMENT FUND 1481	COURT-RELATED TECHNOLOGY 1482	HC CONSOLIDATED FIRE 1661	HC FIRE RESCUE - RESCUE 1691	D SLOSBERG DRIVER ED SFTY 1741
Cash Carry Forward	341,000	5,995,765	80,564	6,486,166	3,034,000	892,053
<u>Estimated Revenues</u>						
Ad Valorem Taxes	-	-	-	-	7,933,963	-
Taxes	-	-	-	-	5,000	-
Permits, Fees & Special Assessments	-	-	-	26,845,682	-	-
Intergovernmental Revenues	-	-	-	51,120	19,800	-
Charges For Services	-	350,000	340,000	70,000	7,143,860	-
Fines and Forefits	2,000	-	-	-	-	38,000
Miscellaneous Revenue	-	-	1,000	213,865	53,074	3,000
Other Financing Sources	-	-	-	260,000	85,280	-
Total Estimated Revenues	2,000	350,000	341,000	27,440,667	15,240,977	41,000
<u>Other Financing Sources</u>						
Interfund Transfers	-	-	636,638	-	-	-
Intrafund Transfers	-	-	-	300,000	-	-
Total Estimated Revenues and Financing Sources	2,000	350,000	977,638	27,740,667	15,240,977	41,000
Total Estimated Revenues and Balance Forward	343,000	6,345,765	1,058,202	34,226,833	18,274,977	933,053
<u>Expenditures</u>						
General Government	-	-	-	-	-	-
Court Related Expenditures	-	1,512,302	1,055,602	-	-	-
Public Safety	-	-	-	29,086,226	15,299,037	20
Physical Environment	4,106	-	-	-	-	-
Transportation	-	-	-	-	-	-
Economic Environment	-	-	-	-	-	-
Human Services	-	-	-	-	-	-
Culture & Recreation	-	-	-	-	-	-
Other Uses	-	-	-	-	-	-
Total Expenditures	4,106	1,512,302	1,055,602	29,086,226	15,299,037	20
<u>Other Financing Uses</u>						
Interfund Transfers	-	-	2,600	593,836	121,940	-
Total Expenditures and Other Financing Uses	4,106	1,512,302	1,058,202	29,680,062	15,420,977	20
<u>Ending Balance</u>						
Reserves	338,894	4,833,463	-	4,546,771	2,854,000	933,033
Total Ending Balances	338,894	4,833,463	-	4,546,771	2,854,000	933,033
Total Appropriated Expenditures & Ending Balance	343,000	6,345,765	1,058,202	34,226,833	18,274,977	933,053

Hernando County, Florida
 FY 2019-2020 Final
 Budget Summary by Fund

Description	LIBRARY ESTATE FUNDS 1781	NON-AD VAL REF REV BD S10 2071	BANK LOAN 2012 2081	RESTORE ACT FUND 3135	IF SRCHG I-75/SR50 3302	IMPACT FEE - PUBLIC BLDGS 3321
Cash Carry Forward	22,873	9,230	1,614	-	33,600	2,135,279
<u>Estimated Revenues</u>						
Ad Valorem Taxes	-	-	-	-	-	-
Taxes	-	-	-	-	-	-
Permits, Fees & Special Assessments	-	-	-	-	-	425,000
Intergovernmental Revenues	-	-	-	330,653	-	-
Charges For Services	-	-	-	-	-	-
Fines and Forefits	-	-	-	-	-	-
Miscellaneous Revenue	-	-	-	-	-	25,000
Other Financing Sources	-	-	-	-	-	-
Total Estimated Revenues	-	-	-	330,653	-	450,000
<u>Other Financing Sources</u>						
Interfund Transfers	-	442,095	3,225,276	-	-	-
Intrafund Transfers	-	-	-	-	-	-
Total Estimated Revenues and Financing Sources	-	442,095	3,225,276	330,653	-	450,000
Total Estimated Revenues and Balance Forward	22,873	451,325	3,226,890	330,653	33,600	2,585,279
<u>Expenditures</u>						
General Government	-	442,095	3,225,276	-	-	1,700,000
Court Related Expenditures	-	-	-	-	-	-
Public Safety	-	-	-	-	-	-
Physical Environment	-	-	-	330,653	-	-
Transportation	-	-	-	-	-	-
Economic Environment	-	-	-	-	-	-
Human Services	-	-	-	-	-	-
Culture & Recreation	22,873	-	-	-	-	-
Other Uses	-	-	-	-	-	-
Total Expenditures	22,873	442,095	3,225,276	330,653	-	1,700,000
<u>Other Financing Uses</u>						
Interfund Transfers	-	-	-	-	-	322,528
Total Expenditures and Other Financing Uses	22,873	442,095	3,225,276	330,653	-	2,022,528
<u>Ending Balance</u>						
Reserves	-	9,230	1,614	-	33,600	562,751
Total Ending Balances	-	9,230	1,614	-	33,600	562,751
Total Appropriated Expenditures & Ending Balance	22,873	451,325	3,226,890	330,653	33,600	2,585,279

Hernando County, Florida
 FY 2019-2020 Final
 Budget Summary by Fund

Description	IMPACT FEE-ROAD DIST 1 3331	IMPACT FEE-ROAD DIST 2 3332	IMPACT FEE-ROAD DIST 3 3333	IMPACT FEE-ROAD DIST 4 3334	IMPACT FEE-PARK DIST 1 3341	IMPACT FEE-PARK DIST 2 3342
Cash Carry Forward	1,068,660	1,086,800	972,040	3,014,000	395,000	1,492,522
<u>Estimated Revenues</u>						
Ad Valorem Taxes	-	-	-	-	-	-
Taxes	-	-	-	-	-	-
Permits, Fees & Special Assessments	385,000	122,000	44,000	900,000	44,000	147,440
Intergovernmental Revenues	-	-	-	-	-	-
Charges For Services	-	-	-	-	-	-
Fines and Forefits	-	-	-	-	-	-
Miscellaneous Revenue	-	-	-	-	2,500	6,500
Other Financing Sources	-	-	-	-	-	-
Total Estimated Revenues	385,000	122,000	44,000	900,000	46,500	153,940
<u>Other Financing Sources</u>						
Interfund Transfers	-	-	-	-	-	-
Intrafund Transfers	-	-	-	-	-	-
Total Estimated Revenues and Financing Sources	385,000	122,000	44,000	900,000	46,500	153,940
Total Estimated Revenues and Balance Forward	1,453,660	1,208,800	1,016,040	3,914,000	441,500	1,646,462
<u>Expenditures</u>						
General Government	-	-	-	-	-	-
Court Related Expenditures	-	-	-	-	-	-
Public Safety	-	-	-	-	-	-
Physical Environment	-	-	-	-	-	-
Transportation	649,000	1,058,400	989,000	2,601,550	-	-
Economic Environment	-	-	-	-	-	-
Human Services	-	-	-	-	-	-
Culture & Recreation	-	-	-	-	300,000	587,095
Other Uses	-	-	-	-	-	-
Total Expenditures	649,000	1,058,400	989,000	2,601,550	300,000	587,095
<u>Other Financing Uses</u>						
Interfund Transfers	-	-	-	343,750	-	-
Total Expenditures and Other Financing Uses	649,000	1,058,400	989,000	2,945,300	300,000	587,095
<u>Ending Balance</u>						
Reserves	804,660	150,400	27,040	968,700	141,500	1,059,367
Total Ending Balances	804,660	150,400	27,040	968,700	141,500	1,059,367
Total Appropriated Expenditures & Ending Balance	1,453,660	1,208,800	1,016,040	3,914,000	441,500	1,646,462

Hernando County, Florida
 FY 2019-2020 Final
 Budget Summary by Fund

Description	IMPACT FEE-PARK DIST 3 3343	IMPACT FEE-PARK DIST 4 3344	IMPACT FEE- LIBRARY 3351	IMPACT FEE-LAW ENFORCEMNT 3361	IMPACT FEE-JAIL 3362	IMPACT FEE-FIRE- HERN BCH 3373
Cash Carry Forward	120,235	683,200	184,660	66,700	41,866	22,165
<u>Estimated Revenues</u>						
Ad Valorem Taxes	-	-	-	-	-	-
Taxes	-	-	-	-	-	-
Permits, Fees & Special Assessments	10,000	70,000	100,000	90,000	5,800	-
Intergovernmental Revenues	-	-	-	-	-	-
Charges For Services	-	-	-	-	-	-
Fines and Forefits	-	-	-	-	-	-
Miscellaneous Revenue	1,500	2,000	1,000	-	-	-
Other Financing Sources	-	-	-	-	-	-
Total Estimated Revenues	11,500	72,000	101,000	90,000	5,800	-
<u>Other Financing Sources</u>						
Interfund Transfers	-	-	-	-	-	-
Intrafund Transfers	-	-	-	-	-	-
Total Estimated Revenues and Financing Sources	11,500	72,000	101,000	90,000	5,800	-
Total Estimated Revenues and Balance Forward	131,735	755,200	285,660	156,700	47,666	22,165
<u>Expenditures</u>						
General Government	-	-	-	-	-	-
Court Related Expenditures	-	-	-	-	-	-
Public Safety	-	-	-	60,617	24,232	-
Physical Environment	-	-	-	-	-	-
Transportation	-	-	-	-	-	-
Economic Environment	-	-	-	-	-	-
Human Services	-	-	-	-	-	-
Culture & Recreation	119,581	409,401	-	-	-	-
Other Uses	-	-	-	-	-	-
Total Expenditures	119,581	409,401	-	60,617	24,232	-
<u>Other Financing Uses</u>						
Interfund Transfers	-	-	129,011	-	-	-
Total Expenditures and Other Financing Uses	119,581	409,401	129,011	60,617	24,232	-
<u>Ending Balance</u>						
Reserves	12,154	345,799	156,649	96,083	23,434	22,165
Total Ending Balances	12,154	345,799	156,649	96,083	23,434	22,165
Total Appropriated Expenditures & Ending Balance	131,735	755,200	285,660	156,700	47,666	22,165

Hernando County, Florida
FY 2019-2020 Final
Budget Summary by Fund

Description	IMPACT FEE - FIRE- HC FIRE 3375	IMPACT FEE- AMBULANCE 3381	HERNANDO COUNTY UTILITIES 4111	HCUD RENEWAL AND REPLCMNT 4121	HCUD CONNECTION FEE- WATER 4132	HCUD CONNECTION FEE- SEWER 4133
Cash Carry Forward	1,240,300	179,996	21,756,414	6,034,881	4,613,779	8,530,950
<u>Estimated Revenues</u>						
Ad Valorem Taxes	-	-	-	-	-	-
Taxes	-	-	-	-	-	-
Permits, Fees & Special Assessments	280,000	41,025	4,000	-	-	-
Intergovernmental Revenues	-	-	-	-	-	-
Charges For Services	-	-	37,365,138	-	-	-
Fines and Forefits	-	-	-	-	-	-
Miscellaneous Revenue	-	-	404,816	30,000	15,000	30,000
Other Financing Sources	-	-	132,126	-	635,224	2,478,078
Total Estimated Revenues	280,000	41,025	37,906,080	30,000	650,224	2,508,078
<u>Other Financing Sources</u>						
Interfund Transfers	-	-	-	3,637,814	-	-
Intrafund Transfers	-	-	48,350	-	-	260,805
Total Estimated Revenues and Financing Sources	280,000	41,025	37,954,430	3,667,814	650,224	2,768,883
Total Estimated Revenues and Balance Forward	1,520,300	221,021	59,710,844	9,702,695	5,264,003	11,299,833
<u>Expenditures</u>						
General Government	-	-	-	-	-	-
Court Related Expenditures	-	-	-	-	-	-
Public Safety	300,000	-	-	-	-	-
Physical Environment	-	-	24,001,042	8,019,428	4,411,477	8,025,580
Transportation	-	-	-	-	-	-
Economic Environment	-	-	-	-	-	-
Human Services	-	-	-	-	-	-
Culture & Recreation	-	-	-	-	-	-
Other Uses	-	-	-	-	-	-
Total Expenditures	300,000	-	24,001,042	8,019,428	4,411,477	8,025,580
<u>Other Financing Uses</u>						
Interfund Transfers	-	-	23,518,971	-	87,187	477,368
Total Expenditures and Other Financing Uses	300,000	-	47,520,013	8,019,428	4,498,664	8,502,948
<u>Ending Balance</u>						
Reserves	1,220,300	221,021	12,190,831	1,683,267	765,339	2,796,885
Total Ending Balances	1,220,300	221,021	12,190,831	1,683,267	765,339	2,796,885
Total Appropriated Expenditures & Ending Balance	1,520,300	221,021	59,710,844	9,702,695	5,264,003	11,299,833

Hernando County, Florida
FY 2019-2020 Final
Budget Summary by Fund

Description	HCUD BOND PROCEEDS 4141	STATE REVOLVING FUNDS-SRF 4142	HCUD - CAPITAL 4144	AIRPORT/INDUSTRIAL PARK 4311	SOLID WASTE AND RECYCLING 4411	CLOSURE & LTC ESCROW 4431
Cash Carry Forward	-	33,394	16,937,757	330,573	2,050,859	8,609,760
<u>Estimated Revenues</u>						
Ad Valorem Taxes	-	-	-	-	-	-
Taxes	-	-	-	-	-	-
Permits, Fees & Special Assessments	-	-	-	-	6,721,522	-
Intergovernmental Revenues	-	-	-	-	-	-
Charges For Services	-	-	-	-	3,366,318	7,000
Fines and Forefits	-	-	-	-	-	-
Miscellaneous Revenue	-	-	-	2,128,148	222,900	35,000
Other Financing Sources	7,700,000	-	-	6,415,354	55,000	-
Total Estimated Revenues	7,700,000	-	-	8,543,502	10,365,740	42,000
<u>Other Financing Sources</u>						
Interfund Transfers	-	3,820,525	15,818,907	725,000	-	433,320
Intrafund Transfers	-	-	-	282,603	-	-
Total Estimated Revenues and Financing Sources	7,700,000	3,820,525	15,818,907	9,551,105	10,365,740	475,320
Total Estimated Revenues and Balance Forward	7,700,000	3,853,919	32,756,664	9,881,678	12,416,599	9,085,080
<u>Expenditures</u>						
General Government	-	-	-	-	-	-
Court Related Expenditures	-	-	-	-	-	-
Public Safety	-	-	-	-	-	-
Physical Environment	7,700,000	3,853,919	31,994,660	-	7,176,720	106,425
Transportation	-	-	-	9,350,994	-	-
Economic Environment	-	-	-	-	-	-
Human Services	-	-	-	-	-	-
Culture & Recreation	-	-	-	-	-	-
Other Uses	-	-	-	-	-	-
Total Expenditures	7,700,000	3,853,919	31,994,660	9,350,994	7,176,720	106,425
<u>Other Financing Uses</u>						
Interfund Transfers	-	-	-	292,223	2,377,715	-
Total Expenditures and Other Financing Uses	7,700,000	3,853,919	31,994,660	9,643,217	9,554,435	106,425
<u>Ending Balance</u>						
Reserves	-	-	762,004	238,461	2,862,164	8,978,655
Total Ending Balances	-	-	762,004	238,461	2,862,164	8,978,655
Total Appropriated Expenditures & Ending Balance	7,700,000	3,853,919	32,756,664	9,881,678	12,416,599	9,085,080

Hernando County, Florida
FY 2019-2020 Final
Budget Summary by Fund

Description	FUTURE CELL CONSTRUCTION 4461	SOLID WASTE/RECYC- CAPITAL 4471	SOLID WSTE- DISASTER/DEBRI 4481	HERN CO DEVELOPMENT SVCS 4611	CENTRAL FUELING SYSTEM 5011	RISK MANAGEMENT 5021
Cash Carry Forward	11,809,378	7,977,933	-	3,250,243	15,861	909,408
<u>Estimated Revenues</u>						
Ad Valorem Taxes	-	-	-	-	-	-
Taxes	-	-	-	-	-	-
Permits, Fees & Special Assessments	-	-	-	3,648,000	-	-
Intergovernmental Revenues	-	-	-	-	-	-
Charges For Services	-	-	-	100,957	1,311,100	5,381,061
Fines and Forefits	-	-	-	-	-	-
Miscellaneous Revenue	30,000	10,000	7,500	61,183	3,000	6,300
Other Financing Sources	-	-	-	160,558	-	-
Total Estimated Revenues	30,000	10,000	7,500	3,970,698	1,314,100	5,387,361
<u>Other Financing Sources</u>						
Interfund Transfers	1,000,000	600,000	300,000	-	-	-
Intrafund Transfers	-	-	-	53,520	-	-
Total Estimated Revenues and Financing Sources	1,030,000	610,000	307,500	4,024,218	1,314,100	5,387,361
Total Estimated Revenues and Balance Forward	12,839,378	8,587,933	307,500	7,274,461	1,329,961	6,296,769
<u>Expenditures</u>						
General Government	-	-	-	-	1,328,466	4,812,198
Court Related Expenditures	-	-	-	-	-	-
Public Safety	-	-	50	3,894,917	-	-
Physical Environment	1,908,543	6,915,763	-	-	-	-
Transportation	-	-	-	-	-	-
Economic Environment	-	-	-	-	-	-
Human Services	-	-	-	-	-	-
Culture & Recreation	-	-	-	-	-	-
Other Uses	-	-	-	-	-	-
Total Expenditures	1,908,543	6,915,763	50	3,894,917	1,328,466	4,812,198
<u>Other Financing Uses</u>						
Interfund Transfers	-	260,000	-	100,320	1,495	1,690
Total Expenditures and Other Financing Uses	1,908,543	7,175,763	50	3,995,237	1,329,961	4,813,888
<u>Ending Balance</u>						
Reserves	10,930,835	1,412,170	307,450	3,279,224	-	1,482,881
Total Ending Balances	10,930,835	1,412,170	307,450	3,279,224	-	1,482,881
Total Appropriated Expenditures & Ending Balance	12,839,378	8,587,933	307,500	7,274,461	1,329,961	6,296,769

Hernando County, Florida
FY 2019-2020 Final
Budget Summary by Fund

Description	WORKER'S COMP SELF INSUR 5031	COMPUTER REPLACEMENT 5061	VEHICLE MAINTENANCE 5071	FLEET REPLACEMENT PROGRAM 5081	MEDICAL INSUR SELF-INS 5121	RIVER COUNTRY MULTI-PURP 7031
Cash Carry Forward	4,715,747	370,522	181,161	2,640,788	3,973,022	40,000
<u>Estimated Revenues</u>						
Ad Valorem Taxes	-	-	-	-	-	-
Taxes	-	-	-	-	-	-
Permits, Fees & Special Assessments	-	-	-	-	-	65,540
Intergovernmental Revenues	-	-	-	-	-	-
Charges For Services	1,198,881	178,886	2,843,122	3,275,869	11,345,396	-
Fines and Forefits	-	-	-	-	-	-
Miscellaneous Revenue	50,000	-	3,500	100,000	60,000	-
Other Financing Sources	-	-	-	3,608,392	-	-
Total Estimated Revenues	1,248,881	178,886	2,846,622	6,984,261	11,405,396	65,540
<u>Other Financing Sources</u>						
Interfund Transfers	-	-	-	260,000	1,320,735	-
Intrafund Transfers	-	-	-	-	-	-
Total Estimated Revenues and Financing Sources	1,248,881	178,886	2,846,622	7,244,261	12,726,131	65,540
Total Estimated Revenues and Balance Forward	5,964,628	549,408	3,027,783	9,885,049	16,699,153	105,540
<u>Expenditures</u>						
General Government	1,797,747	278,447	2,761,198	6,179,042	14,120,372	-
Court Related Expenditures	-	-	-	-	-	-
Public Safety	-	-	-	-	-	-
Physical Environment	-	-	-	-	-	-
Transportation	-	-	-	-	-	69,515
Economic Environment	-	-	-	-	-	-
Human Services	-	-	-	-	-	-
Culture & Recreation	-	-	-	-	-	-
Other Uses	-	-	-	-	-	-
Total Expenditures	1,797,747	278,447	2,761,198	6,179,042	14,120,372	69,515
<u>Other Financing Uses</u>						
Interfund Transfers	1,365	-	147,341	2,405	910	-
Total Expenditures and Other Financing Uses	1,799,112	278,447	2,908,539	6,181,447	14,121,282	69,515
<u>Ending Balance</u>						
Reserves	4,165,516	270,961	119,244	3,703,602	2,577,871	36,025
Total Ending Balances	4,165,516	270,961	119,244	3,703,602	2,577,871	36,025
Total Appropriated Expenditures & Ending Balance	5,964,628	549,408	3,027,783	9,885,049	16,699,153	105,540

Hernando County, Florida
 FY 2019-2020 Final
 Budget Summary by Fund

Description	ORCHARD PK III MULTI-PURP 7032	STATE RD CANAL DREDG MSBU 7033	TRASH COLLECTION MSBU 7034	SPRING HILL LIGHTING 7041	SILVER RIDGE ST LTG MSBU 7042	SOUTH BROOKSVILLE ST LTG 7044
Cash Carry Forward	6,475	8,530	1,678,632	186,355	9,770	3,540
<u>Estimated Revenues</u>						
Ad Valorem Taxes	-	-	-	-	-	-
Taxes	-	-	-	-	-	-
Permits, Fees & Special Assessments	9,405	12,790	7,052,740	438,030	14,890	10,930
Intergovernmental Revenues	-	-	-	-	-	-
Charges For Services	-	-	-	-	-	-
Fines and Forefits	-	-	-	-	-	-
Miscellaneous Revenue	190	-	73,164	24,000	380	-
Other Financing Sources	-	-	-	-	-	-
Total Estimated Revenues	9,595	12,790	7,125,904	462,030	15,270	10,930
<u>Other Financing Sources</u>						
Interfund Transfers	-	-	-	-	-	-
Intrafund Transfers	-	-	-	-	-	-
Total Estimated Revenues and Financing Sources	9,595	12,790	7,125,904	462,030	15,270	10,930
Total Estimated Revenues and Balance Forward	16,070	21,320	8,804,536	648,385	25,040	14,470
<u>Expenditures</u>						
General Government	-	-	-	-	-	-
Court Related Expenditures	-	-	-	-	-	-
Public Safety	-	-	-	-	-	-
Physical Environment	-	-	7,066,476	-	-	-
Transportation	12,643	11,780	-	446,470	15,209	11,681
Economic Environment	-	-	-	-	-	-
Human Services	-	-	-	-	-	-
Culture & Recreation	-	-	-	-	-	-
Other Uses	-	-	-	-	-	-
Total Expenditures	12,643	11,780	7,066,476	446,470	15,209	11,681
<u>Other Financing Uses</u>						
Interfund Transfers	-	-	-	-	-	-
Total Expenditures and Other Financing Uses	12,643	11,780	7,066,476	446,470	15,209	11,681
<u>Ending Balance</u>						
Reserves	3,427	9,540	1,738,060	201,915	9,831	2,789
Total Ending Balances	3,427	9,540	1,738,060	201,915	9,831	2,789
Total Appropriated Expenditures & Ending Balance	16,070	21,320	8,804,536	648,385	25,040	14,470

Hernando County, Florida
FY 2019-2020 Final
Budget Summary by Fund

Description	VILLAGE AT H-N-D LIGHTING 7081	BRAEWOOD LIGHTING 7101	OAKWOOD ACRES STREET LTG 7102	H BCH SO UNITS 13- B-C LTG 7111	WINDRIDGE LIGHTING 7121	SEVEN HILLS LIGHTING 7181
Cash Carry Forward	4,475	5,200	6,300	9,820	3,800	31,750
<u>Estimated Revenues</u>						
Ad Valorem Taxes	-	-	-	-	-	-
Taxes	-	-	-	-	-	-
Permits, Fees & Special Assessments	2,390	3,870	5,520	12,890	3,930	59,430
Intergovernmental Revenues	-	-	-	-	-	-
Charges For Services	-	-	-	-	-	-
Fines and Forefits	-	-	-	-	-	-
Miscellaneous Revenue	100	100	130	800	150	3,350
Other Financing Sources	-	-	-	-	-	-
Total Estimated Revenues	2,490	3,970	5,650	13,690	4,080	62,780
<u>Other Financing Sources</u>						
Interfund Transfers	-	-	-	-	-	-
Intrafund Transfers	-	-	-	-	-	-
Total Estimated Revenues and Financing Sources	2,490	3,970	5,650	13,690	4,080	62,780
Total Estimated Revenues and Balance Forward	6,965	9,170	11,950	23,510	7,880	94,530
<u>Expenditures</u>						
General Government	-	-	-	-	-	-
Court Related Expenditures	-	-	-	-	-	-
Public Safety	-	-	-	-	-	-
Physical Environment	-	-	-	-	-	-
Transportation	3,775	3,384	5,034	15,693	3,439	61,294
Economic Environment	-	-	-	-	-	-
Human Services	-	-	-	-	-	-
Culture & Recreation	-	-	-	-	-	-
Other Uses	-	-	-	-	-	-
Total Expenditures	3,775	3,384	5,034	15,693	3,439	61,294
<u>Other Financing Uses</u>						
Interfund Transfers	-	-	-	-	-	-
Total Expenditures and Other Financing Uses	3,775	3,384	5,034	15,693	3,439	61,294
<u>Ending Balance</u>						
Reserves	3,190	5,786	6,916	7,817	4,441	33,236
Total Ending Balances	3,190	5,786	6,916	7,817	4,441	33,236
Total Appropriated Expenditures & Ending Balance	6,965	9,170	11,950	23,510	7,880	94,530

Hernando County, Florida
 FY 2019-2020 Final
 Budget Summary by Fund

Description	POTTERFIELD GDN ACR LTG 7201	REGENCY OAKS LIGHTING 7211	HILL N DALE LIGHTING 7221	BERKELEY MANOR MULTI-PURP 7231	DOGWOOD EST FIRE HYD PH 2 7312	PRISTINE PL MLTI PUR MSBU 7322
Cash Carry Forward	4,900	33,620	21,740	7,080	-	18,000
<u>Estimated Revenues</u>						
Ad Valorem Taxes	-	-	-	-	-	-
Taxes	-	-	-	-	-	-
Permits, Fees & Special Assessments	3,650	29,210	18,820	34,880	42,598	56,770
Intergovernmental Revenues	-	-	-	-	-	-
Charges For Services	-	-	-	-	-	-
Fines and Forefits	-	-	-	-	-	-
Miscellaneous Revenue	90	1,050	1,020	970	-	2,400
Other Financing Sources	-	-	-	-	-	-
Total Estimated Revenues	3,740	30,260	19,840	35,850	42,598	59,170
<u>Other Financing Sources</u>						
Interfund Transfers	-	-	-	-	-	-
Intrafund Transfers	-	-	-	-	-	-
Total Estimated Revenues and Financing Sources	3,740	30,260	19,840	35,850	42,598	59,170
Total Estimated Revenues and Balance Forward	8,640	63,880	41,580	42,930	42,598	77,170
<u>Expenditures</u>						
General Government	-	-	-	-	-	-
Court Related Expenditures	-	-	-	-	-	-
Public Safety	-	-	-	-	42,598	-
Physical Environment	-	-	-	-	-	-
Transportation	3,264	30,680	19,057	36,530	-	49,479
Economic Environment	-	-	-	-	-	-
Human Services	-	-	-	-	-	-
Culture & Recreation	-	-	-	-	-	-
Other Uses	-	-	-	-	-	-
Total Expenditures	3,264	30,680	19,057	36,530	42,598	49,479
<u>Other Financing Uses</u>						
Interfund Transfers	-	-	-	-	-	-
Total Expenditures and Other Financing Uses	3,264	30,680	19,057	36,530	42,598	49,479
<u>Ending Balance</u>						
Reserves	5,376	33,200	22,523	6,400	-	27,691
Total Ending Balances	5,376	33,200	22,523	6,400	-	27,691
Total Appropriated Expenditures & Ending Balance	8,640	63,880	41,580	42,930	42,598	77,170

Hernando County, Florida
FY 2019-2020 Final
Budget Summary by Fund

Description	HOLLAND SPG MULTI-PURPOSE 7331	BARONY WOODS E LIGHTING 7381	HERNANDO BEACH LIGHTING 7401	WEST HERNANDO ST LTG 7421	HERN BEACH BOATLIFT 7511	W W WOODLANDS LTG 7521
Cash Carry Forward	22,650	3,050	4,920	112,210	2,675	9,820
<u>Estimated Revenues</u>						
Ad Valorem Taxes	-	-	-	-	-	-
Taxes	-	-	-	-	-	-
Permits, Fees & Special Assessments	3,950	4,480	4,350	154,610	135,090	9,500
Intergovernmental Revenues	-	-	-	-	-	-
Charges For Services	-	-	-	-	-	-
Fines and Forefits	-	-	-	-	-	-
Miscellaneous Revenue	260	-	110	610	-	500
Other Financing Sources	-	-	-	-	-	-
Total Estimated Revenues	4,210	4,480	4,460	155,220	135,090	10,000
<u>Other Financing Sources</u>						
Interfund Transfers	-	-	-	-	-	-
Intrafund Transfers	-	-	-	-	-	-
Total Estimated Revenues and Financing Sources	4,210	4,480	4,460	155,220	135,090	10,000
Total Estimated Revenues and Balance Forward	26,860	7,530	9,380	267,430	137,765	19,820
<u>Expenditures</u>						
General Government	-	-	-	-	-	-
Court Related Expenditures	-	-	-	-	-	-
Public Safety	-	-	-	-	-	-
Physical Environment	-	-	-	-	-	-
Transportation	6,221	4,428	4,791	173,841	125,440	10,056
Economic Environment	-	-	-	-	-	-
Human Services	-	-	-	-	-	-
Culture & Recreation	-	-	-	-	-	-
Other Uses	-	-	-	-	-	-
Total Expenditures	6,221	4,428	4,791	173,841	125,440	10,056
<u>Other Financing Uses</u>						
Interfund Transfers	-	-	-	-	-	-
Total Expenditures and Other Financing Uses	6,221	4,428	4,791	173,841	125,440	10,056
<u>Ending Balance</u>						
Reserves	20,639	3,102	4,589	93,589	12,325	9,764
Total Ending Balances	20,639	3,102	4,589	93,589	12,325	9,764
Total Appropriated Expenditures & Ending Balance	26,860	7,530	9,380	267,430	137,765	19,820

Hernando County, Florida
FY 2019-2020 Final
Budget Summary by Fund

Description	RIDGE MANOR LTG 7531	DAMAC ESTATES LTG 7541	STORMWATER MGMT MSTU 7552	LAKESIDE ACRES STREET LTG 7571	RIDGE MANOR W STREET LTNG 7581	DEERFIELD ACRES ST LTG 7591
Cash Carry Forward	7,080	3,720	5,700,000	16,540	9,310	9,920
<u>Estimated Revenues</u>						
Ad Valorem Taxes	-	-	991,195	-	-	-
Taxes	-	-	-	-	-	-
Permits, Fees & Special Assessments	9,730	5,450	-	5,600	14,680	14,370
Intergovernmental Revenues	-	-	980,000	-	-	-
Charges For Services	-	-	50,000	-	-	-
Fines and Forefits	-	-	-	-	-	-
Miscellaneous Revenue	520	170	6,400	230	760	-
Other Financing Sources	-	-	8,411	-	-	-
Total Estimated Revenues	10,250	5,620	2,036,006	5,830	15,440	14,370
<u>Other Financing Sources</u>						
Interfund Transfers	-	-	-	-	-	-
Intrafund Transfers	-	-	-	-	-	-
Total Estimated Revenues and Financing Sources	10,250	5,620	2,036,006	5,830	15,440	14,370
Total Estimated Revenues and Balance Forward	17,330	9,340	7,736,006	22,370	24,750	24,290
<u>Expenditures</u>						
General Government	-	-	-	-	-	-
Court Related Expenditures	-	-	-	-	-	-
Public Safety	-	-	-	-	-	-
Physical Environment	-	-	2,787,156	-	-	-
Transportation	11,624	4,878	-	6,070	16,253	14,719
Economic Environment	-	-	-	-	-	-
Human Services	-	-	-	-	-	-
Culture & Recreation	-	-	-	-	-	-
Other Uses	-	-	-	-	-	-
Total Expenditures	11,624	4,878	2,787,156	6,070	16,253	14,719
<u>Other Financing Uses</u>						
Interfund Transfers	-	-	2,600	-	-	-
Total Expenditures and Other Financing Uses	11,624	4,878	2,789,756	6,070	16,253	14,719
<u>Ending Balance</u>						
Reserves	5,706	4,462	4,946,250	16,300	8,497	9,571
Total Ending Balances	5,706	4,462	4,946,250	16,300	8,497	9,571
Total Appropriated Expenditures & Ending Balance	17,330	9,340	7,736,006	22,370	24,750	24,290

Hernando County, Florida
 FY 2019-2020 Final
 Budget Summary by Fund

Description	SILVERTHORN STREET LIGHT 7671	CARNES AREA RD PAVING 7701	PAINTED BUNTING RD PAVING 7702	JACKDAW ROAD PAVING 7703	JAYBIRD ROAD PAVING 7704	KODIAK WREN RD PAVING 7705
Cash Carry Forward	40,220	7,460	6,580	1,800	4,800	2,000
<u>Estimated Revenues</u>						
Ad Valorem Taxes	-	-	-	-	-	-
Taxes	-	-	-	-	-	-
Permits, Fees & Special Assessments	71,390	23,490	11,500	5,200	17,630	7,160
Intergovernmental Revenues	-	-	-	-	-	-
Charges For Services	-	-	-	-	-	-
Fines and Forefits	-	-	-	-	-	-
Miscellaneous Revenue	3,880	-	-	-	-	-
Other Financing Sources	-	-	-	-	-	-
Total Estimated Revenues	75,270	23,490	11,500	5,200	17,630	7,160
<u>Other Financing Sources</u>						
Interfund Transfers	-	-	-	-	-	-
Intrafund Transfers	-	-	-	-	-	-
Total Estimated Revenues and Financing Sources	75,270	23,490	11,500	5,200	17,630	7,160
Total Estimated Revenues and Balance Forward	115,490	30,950	18,080	7,000	22,430	9,160
<u>Expenditures</u>						
General Government	-	-	-	-	-	-
Court Related Expenditures	-	-	-	-	-	-
Public Safety	-	-	-	-	-	-
Physical Environment	-	-	-	-	-	-
Transportation	79,841	24,300	12,220	5,540	17,170	7,280
Economic Environment	-	-	-	-	-	-
Human Services	-	-	-	-	-	-
Culture & Recreation	-	-	-	-	-	-
Other Uses	-	-	-	-	-	-
Total Expenditures	79,841	24,300	12,220	5,540	17,170	7,280
<u>Other Financing Uses</u>						
Interfund Transfers	-	-	-	-	-	-
Total Expenditures and Other Financing Uses	79,841	24,300	12,220	5,540	17,170	7,280
<u>Ending Balance</u>						
Reserves	35,649	6,650	5,860	1,460	5,260	1,880
Total Ending Balances	35,649	6,650	5,860	1,460	5,260	1,880
Total Appropriated Expenditures & Ending Balance	115,490	30,950	18,080	7,000	22,430	9,160

Hernando County, Florida
FY 2019-2020 Final
Budget Summary by Fund

Description	OLD SQUAW AVE RD PAVING 7706	QUILL AVE ROAD PAVING 7707	FORT DADE MOBILE HOME-LTG 7901	TAYLOR ST MILLINGS MSBU 7926	SWEETGUM RD MILLINGS MSBU 7927	MITCHELL HEIGHTS ST LTG 7931
Cash Carry Forward	2,400	800	4,150	10,000	4,670	6,270
<u>Estimated Revenues</u>						
Ad Valorem Taxes	-	-	-	-	-	-
Taxes	-	-	-	-	-	-
Permits, Fees & Special Assessments	15,310	3,320	5,450	6,300	10,660	5,930
Intergovernmental Revenues	-	-	-	-	-	-
Charges For Services	-	-	-	-	-	-
Fines and Forefits	-	-	-	-	-	-
Miscellaneous Revenue	-	-	150	-	-	-
Other Financing Sources	-	-	-	-	-	-
Total Estimated Revenues	15,310	3,320	5,600	6,300	10,660	5,930
<u>Other Financing Sources</u>						
Interfund Transfers	-	-	-	-	-	-
Intrafund Transfers	-	-	-	-	-	-
Total Estimated Revenues and Financing Sources	15,310	3,320	5,600	6,300	10,660	5,930
Total Estimated Revenues and Balance Forward	17,710	4,120	9,750	16,300	15,330	12,200
<u>Expenditures</u>						
General Government	-	-	-	-	-	-
Court Related Expenditures	-	-	-	-	-	-
Public Safety	-	-	-	-	-	-
Physical Environment	-	-	-	-	-	-
Transportation	14,440	3,820	6,820	7,150	11,170	5,468
Economic Environment	-	-	-	-	-	-
Human Services	-	-	-	-	-	-
Culture & Recreation	-	-	-	-	-	-
Other Uses	-	-	-	-	-	-
Total Expenditures	14,440	3,820	6,820	7,150	11,170	5,468
<u>Other Financing Uses</u>						
Interfund Transfers	-	-	-	-	-	-
Total Expenditures and Other Financing Uses	14,440	3,820	6,820	7,150	11,170	5,468
<u>Ending Balance</u>						
Reserves	3,270	300	2,930	9,150	4,160	6,732
Total Ending Balances	3,270	300	2,930	9,150	4,160	6,732
Total Appropriated Expenditures & Ending Balance	17,710	4,120	9,750	16,300	15,330	12,200

Hernando County, Florida
FY 2019-2020 Final
Budget Summary by Fund

Description	PINE WARBLER PV MSBU 7932	MABERLY ROAD PAVING MSBU 7933	MEXICAN CANARY PAV MSBU 7934	GODWIT AREA RD PAV MSBU 7935	PELICAN AVE RD PAV MSBU 7936	FURLEY AVE RD PAV MSBU 7937
Cash Carry Forward	24,890	7,710	22,540	20,000	17,930	18,210
<u>Estimated Revenues</u>						
Ad Valorem Taxes	-	-	-	-	-	-
Taxes	-	-	-	-	-	-
Permits, Fees & Special Assessments	13,580	15,230	7,410	6,910	4,570	5,550
Intergovernmental Revenues	-	-	-	-	-	-
Charges For Services	-	-	-	-	-	-
Fines and Forefits	-	-	-	-	-	-
Miscellaneous Revenue	-	-	-	-	-	-
Other Financing Sources	-	-	-	-	-	-
Total Estimated Revenues	13,580	15,230	7,410	6,910	4,570	5,550
<u>Other Financing Sources</u>						
Interfund Transfers	-	-	-	-	-	-
Intrafund Transfers	-	-	-	-	-	-
Total Estimated Revenues and Financing Sources	13,580	15,230	7,410	6,910	4,570	5,550
Total Estimated Revenues and Balance Forward	38,470	22,940	29,950	26,910	22,500	23,760
<u>Expenditures</u>						
General Government	-	-	-	-	-	-
Court Related Expenditures	-	-	-	-	-	-
Public Safety	-	-	-	-	-	-
Physical Environment	-	-	-	-	-	-
Transportation	14,700	16,030	9,710	7,190	5,460	6,510
Economic Environment	-	-	-	-	-	-
Human Services	-	-	-	-	-	-
Culture & Recreation	-	-	-	-	-	-
Other Uses	-	-	-	-	-	-
Total Expenditures	14,700	16,030	9,710	7,190	5,460	6,510
<u>Other Financing Uses</u>						
Interfund Transfers	-	-	-	-	-	-
Total Expenditures and Other Financing Uses	14,700	16,030	9,710	7,190	5,460	6,510
<u>Ending Balance</u>						
Reserves	23,770	6,910	20,240	19,720	17,040	17,250
Total Ending Balances	23,770	6,910	20,240	19,720	17,040	17,250
Total Appropriated Expenditures & Ending Balance	38,470	22,940	29,950	26,910	22,500	23,760

Hernando County, Florida
FY 2019-2020 Final
Budget Summary by Fund

Description	WOOD OWL AVE RD PAV MSBU 7938	TINAMOU AREA RD PAV MSBU 7939	ALBERTA ST RD PAV MSBU 7940	THE OAKS GROUND MAINT 7941	WHITE RD RD PAV MSBU 7942	ROYAL HIGHLANDS DRWY APR 7943
Cash Carry Forward	187,650	241,760	153,890	5,890	261,560	4,500
<u>Estimated Revenues</u>						
Ad Valorem Taxes	-	-	-	-	-	-
Taxes	-	-	-	-	-	-
Permits, Fees & Special Assessments	16,160	22,510	12,210	11,670	12,105	9,520
Intergovernmental Revenues	-	-	-	-	-	-
Charges For Services	-	-	-	-	-	-
Fines and Forefits	-	-	-	-	-	-
Miscellaneous Revenue	-	-	-	50	-	-
Other Financing Sources	-	-	-	-	-	-
Total Estimated Revenues	16,160	22,510	12,210	11,720	12,105	9,520
<u>Other Financing Sources</u>						
Interfund Transfers	-	-	-	-	-	-
Intrafund Transfers	-	-	-	-	-	-
Total Estimated Revenues and Financing Sources	16,160	22,510	12,210	11,720	12,105	9,520
Total Estimated Revenues and Balance Forward	203,810	264,270	166,100	17,610	273,665	14,020
<u>Expenditures</u>						
General Government	-	-	-	-	-	-
Court Related Expenditures	-	-	-	-	-	-
Public Safety	-	-	-	-	-	-
Physical Environment	-	-	-	-	-	-
Transportation	16,470	22,520	12,770	15,964	22,710	10,250
Economic Environment	-	-	-	-	-	-
Human Services	-	-	-	-	-	-
Culture & Recreation	-	-	-	-	-	-
Other Uses	-	-	-	-	-	-
Total Expenditures	16,470	22,520	12,770	15,964	22,710	10,250
<u>Other Financing Uses</u>						
Interfund Transfers	-	-	-	-	-	-
Total Expenditures and Other Financing Uses	16,470	22,520	12,770	15,964	22,710	10,250
<u>Ending Balance</u>						
Reserves	187,340	241,750	153,330	1,646	250,955	3,770
Total Ending Balances	187,340	241,750	153,330	1,646	250,955	3,770
Total Appropriated Expenditures & Ending Balance	203,810	264,270	166,100	17,610	273,665	14,020

Hernando County, Florida
FY 2019-2020 Final
Budget Summary by Fund

Description	ROYAL HIGHLANDS "A" PAV 7944	ROYAL HIGHLANDS "B" PAV 7945	ROYAL HIGHLANDS "C" PAV 7946	ROYAL HIGHLANDS "E" PAV 7948	ROYAL HIGHLANDS "F" PAV 7949	ROYAL HIGHLANDS "G" PAV 7950
Cash Carry Forward	12,530	49,040	22,270	15,860	10,720	70,750
<u>Estimated Revenues</u>						
Ad Valorem Taxes	-	-	-	-	-	-
Taxes	-	-	-	-	-	-
Permits, Fees & Special Assessments	13,610	183,080	49,870	30,870	13,140	32,930
Intergovernmental Revenues	-	-	-	-	-	-
Charges For Services	-	-	-	-	-	-
Fines and Forefits	-	-	-	-	-	-
Miscellaneous Revenue	-	-	-	-	-	-
Other Financing Sources	-	-	-	-	-	-
Total Estimated Revenues	13,610	183,080	49,870	30,870	13,140	32,930
<u>Other Financing Sources</u>						
Interfund Transfers	-	-	-	-	-	-
Intrafund Transfers	-	-	-	-	-	-
Total Estimated Revenues and Financing Sources	13,610	183,080	49,870	30,870	13,140	32,930
Total Estimated Revenues and Balance Forward	26,140	232,120	72,140	46,730	23,860	103,680
<u>Expenditures</u>						
General Government	-	-	-	-	-	-
Court Related Expenditures	-	-	-	-	-	-
Public Safety	-	-	-	-	-	-
Physical Environment	-	-	-	-	-	-
Transportation	12,680	177,830	48,330	28,830	11,750	40,360
Economic Environment	-	-	-	-	-	-
Human Services	-	-	-	-	-	-
Culture & Recreation	-	-	-	-	-	-
Other Uses	-	-	-	-	-	-
Total Expenditures	12,680	177,830	48,330	28,830	11,750	40,360
<u>Other Financing Uses</u>						
Interfund Transfers	-	-	-	-	-	-
Total Expenditures and Other Financing Uses	12,680	177,830	48,330	28,830	11,750	40,360
<u>Ending Balance</u>						
Reserves	13,460	54,290	23,810	17,900	12,110	63,320
Total Ending Balances	13,460	54,290	23,810	17,900	12,110	63,320
Total Appropriated Expenditures & Ending Balance	26,140	232,120	72,140	46,730	23,860	103,680

Hernando County, Florida
FY 2019-2020 Final
Budget Summary by Fund

Description	STRINGER ROAD PAVING 7951	FLOCK AVE RD PAVING MSBU 7968	DOTTED WREN PAVING MSBU 7972	MTN MOCKINGBIRD/MA RV PAV 7973	GOLDEN AVE RD PAVING MSBU 7974	OWL ROAD PAVING MSBU 7975
Cash Carry Forward	39,390	-	5,030	9,070	4,900	11,600
<u>Estimated Revenues</u>						
Ad Valorem Taxes	-	-	-	-	-	-
Taxes	-	-	-	-	-	-
Permits, Fees & Special Assessments	41,380	-	2,350	4,000	1,680	6,660
Intergovernmental Revenues	-	-	-	-	-	-
Charges For Services	-	-	-	-	-	-
Fines and Forefits	-	-	-	-	-	-
Miscellaneous Revenue	-	-	-	-	-	-
Other Financing Sources	-	-	-	-	-	-
Total Estimated Revenues	41,380	-	2,350	4,000	1,680	6,660
<u>Other Financing Sources</u>						
Interfund Transfers	-	-	-	-	-	-
Intrafund Transfers	-	-	-	-	-	-
Total Estimated Revenues and Financing Sources	41,380	-	2,350	4,000	1,680	6,660
Total Estimated Revenues and Balance Forward	80,770	-	7,380	13,070	6,580	18,260
<u>Expenditures</u>						
General Government	-	-	-	-	-	-
Court Related Expenditures	-	-	-	-	-	-
Public Safety	-	-	-	-	-	-
Physical Environment	-	-	-	-	-	-
Transportation	46,220	-	4,500	5,790	2,370	8,200
Economic Environment	-	-	-	-	-	-
Human Services	-	-	-	-	-	-
Culture & Recreation	-	-	-	-	-	-
Other Uses	-	-	-	-	-	-
Total Expenditures	46,220	-	4,500	5,790	2,370	8,200
<u>Other Financing Uses</u>						
Interfund Transfers	-	-	-	-	-	-
Total Expenditures and Other Financing Uses	46,220	-	4,500	5,790	2,370	8,200
<u>Ending Balance</u>						
Reserves	34,550	-	2,880	7,280	4,210	10,060
Total Ending Balances	34,550	-	2,880	7,280	4,210	10,060
Total Appropriated Expenditures & Ending Balance	80,770	-	7,380	13,070	6,580	18,260

Hernando County, Florida
 FY 2019-2020 Final
 Budget Summary by Fund

Description	CROFT LANE RD PAVING MSBU 7976	NUZUM ROAD PAVING MSBU 7977	ENGLISH SPARROW PAV MSBU 7978	FLOCK AV WEST- PAV MSBU 7979	FLATWOOD RD PAVING MSBU 7982	LOMITA WREN SOUTH RD PAV 7983
Cash Carry Forward	5,080	11,540	23,080	6,970	18,130	12,120
<u>Estimated Revenues</u>						
Ad Valorem Taxes	-	-	-	-	-	-
Taxes	-	-	-	-	-	-
Permits, Fees & Special Assessments	1,730	7,800	7,500	2,160	7,610	3,930
Intergovernmental Revenues	-	-	-	-	-	-
Charges For Services	-	-	-	-	-	-
Fines and Forefits	-	-	-	-	-	-
Miscellaneous Revenue	-	-	-	-	-	-
Other Financing Sources	-	-	-	-	-	-
Total Estimated Revenues	1,730	7,800	7,500	2,160	7,610	3,930
<u>Other Financing Sources</u>						
Interfund Transfers	-	-	-	-	-	-
Intrafund Transfers	-	-	-	-	-	-
Total Estimated Revenues and Financing Sources	1,730	7,800	7,500	2,160	7,610	3,930
Total Estimated Revenues and Balance Forward	6,810	19,340	30,580	9,130	25,740	16,050
<u>Expenditures</u>						
General Government	-	-	-	-	-	-
Court Related Expenditures	-	-	-	-	-	-
Public Safety	-	-	-	-	-	-
Physical Environment	-	-	-	-	-	-
Transportation	2,570	10,990	5,310	1,220	5,530	2,810
Economic Environment	-	-	-	-	-	-
Human Services	-	-	-	-	-	-
Culture & Recreation	-	-	-	-	-	-
Other Uses	-	-	-	-	-	-
Total Expenditures	2,570	10,990	5,310	1,220	5,530	2,810
<u>Other Financing Uses</u>						
Interfund Transfers	-	-	-	-	-	-
Total Expenditures and Other Financing Uses	2,570	10,990	5,310	1,220	5,530	2,810
<u>Ending Balance</u>						
Reserves	4,240	8,350	25,270	7,910	20,210	13,240
Total Ending Balances	4,240	8,350	25,270	7,910	20,210	13,240
Total Appropriated Expenditures & Ending Balance	6,810	19,340	30,580	9,130	25,740	16,050

Hernando County, Florida
FY 2019-2020 Final
Budget Summary by Fund

Description	MARVELWOOD AREA RD PAVING 7984	PHILLIPS RD PAVING MSBU 7985	FLICKER ROAD PAVING MSBU 7986	PHILLIPS EAST RD PAV MSBU 7987	PUFFIN RD PAV MSBU 7988	GRASS FINCH RD PAV MSBU 7989
Cash Carry Forward	35,340	24,240	7,460	9,800	7,740	7,450
<u>Estimated Revenues</u>						
Ad Valorem Taxes	-	-	-	-	-	-
Taxes	-	-	-	-	-	-
Permits, Fees & Special Assessments	16,490	10,380	5,170	13,360	2,280	5,430
Intergovernmental Revenues	-	-	-	-	-	-
Charges For Services	-	-	-	-	-	-
Fines and Forefits	-	-	-	-	-	-
Miscellaneous Revenue	-	-	-	-	-	-
Other Financing Sources	-	-	-	-	-	-
Total Estimated Revenues	16,490	10,380	5,170	13,360	2,280	5,430
<u>Other Financing Sources</u>						
Interfund Transfers	-	-	-	-	-	-
Intrafund Transfers	-	-	-	-	-	-
Total Estimated Revenues and Financing Sources	16,490	10,380	5,170	13,360	2,280	5,430
Total Estimated Revenues and Balance Forward	51,830	34,620	12,630	23,160	10,020	12,880
<u>Expenditures</u>						
General Government	-	-	-	-	-	-
Court Related Expenditures	-	-	-	-	-	-
Public Safety	-	-	-	-	-	-
Physical Environment	-	-	-	-	-	-
Transportation	13,220	7,700	4,090	12,190	1,800	4,400
Economic Environment	-	-	-	-	-	-
Human Services	-	-	-	-	-	-
Culture & Recreation	-	-	-	-	-	-
Other Uses	-	-	-	-	-	-
Total Expenditures	13,220	7,700	4,090	12,190	1,800	4,400
<u>Other Financing Uses</u>						
Interfund Transfers	-	-	-	-	-	-
Total Expenditures and Other Financing Uses	13,220	7,700	4,090	12,190	1,800	4,400
<u>Ending Balance</u>						
Reserves	38,610	26,920	8,540	10,970	8,220	8,480
Total Ending Balances	38,610	26,920	8,540	10,970	8,220	8,480
Total Appropriated Expenditures & Ending Balance	51,830	34,620	12,630	23,160	10,020	12,880

Hernando County, Florida
 FY 2019-2020 Final
 Budget Summary by Fund

Description	HARRIS HAWK RD PAV MSBU 7990	SUN ROAD PAVING MSBU 7991	HANCOCK LK RD PAV MSBU 7992	BENES ROUSH RD PAV MSBU 7993	CRUM RD PAV MSBU 7994	EIDER RD PAV MSBU 7995
Cash Carry Forward	13,940	13,210	11,100	6,350	8,130	10,200
<u>Estimated Revenues</u>						
Ad Valorem Taxes	-	-	-	-	-	-
Taxes	-	-	-	-	-	-
Permits, Fees & Special Assessments	13,630	5,920	14,510	4,470	9,200	2,940
Intergovernmental Revenues	-	-	-	-	-	-
Charges For Services	-	-	-	-	-	-
Fines and Forefits	-	-	-	-	-	-
Miscellaneous Revenue	-	-	-	-	-	-
Other Financing Sources	-	-	-	-	-	-
Total Estimated Revenues	13,630	5,920	14,510	4,470	9,200	2,940
<u>Other Financing Sources</u>						
Interfund Transfers	-	-	-	-	-	-
Intrafund Transfers	-	-	-	-	-	-
Total Estimated Revenues and Financing Sources	13,630	5,920	14,510	4,470	9,200	2,940
Total Estimated Revenues and Balance Forward	27,570	19,130	25,610	10,820	17,330	13,140
<u>Expenditures</u>						
General Government	-	-	-	-	-	-
Court Related Expenditures	-	-	-	-	-	-
Public Safety	-	-	-	-	-	-
Physical Environment	-	-	-	-	-	-
Transportation	13,140	4,710	14,490	3,710	8,790	3,000
Economic Environment	-	-	-	-	-	-
Human Services	-	-	-	-	-	-
Culture & Recreation	-	-	-	-	-	-
Other Uses	-	-	-	-	-	-
Total Expenditures	13,140	4,710	14,490	3,710	8,790	3,000
<u>Other Financing Uses</u>						
Interfund Transfers	-	-	-	-	-	-
Total Expenditures and Other Financing Uses	13,140	4,710	14,490	3,710	8,790	3,000
<u>Ending Balance</u>						
Reserves	14,430	14,420	11,120	7,110	8,540	10,140
Total Ending Balances	14,430	14,420	11,120	7,110	8,540	10,140
Total Appropriated Expenditures & Ending Balance	27,570	19,130	25,610	10,820	17,330	13,140

Hernando County, Florida
 FY 2019-2020 Final
 Budget Summary by Fund

Description	HELEN/ALLEN RD PAV MSBU 7996	GOLDEN WARBLER RD PV MSBU 7997	PARAMOUNT AREA RD PV MSBU 7998	Totals
Cash Carry Forward	7,770	19,820	25,400	196,463,251
<u>Estimated Revenues</u>				
Ad Valorem Taxes	-	-	-	84,868,879
Taxes	-	-	-	11,587,513
Permits, Fees & Special Assessments	7,340	4,450	6,650	49,450,847
Intergovernmental Revenues	-	-	-	29,660,945
Charges For Services	-	-	-	87,682,105
Fines and Forefits	-	-	-	327,000
Miscellaneous Revenue	-	-	-	6,254,999
Other Financing Sources	-	-	-	26,301,267
Total Estimated Revenues	7,340	4,450	6,650	296,133,555
<u>Other Financing Sources</u>				
Interfund Transfers	-	-	-	33,704,170
Intrafund Transfers	-	-	-	1,814,273
Total Estimated Revenues and Financing Sources	7,340	4,450	6,650	331,651,998
Total Estimated Revenues and Balance Forward	15,110	24,270	32,050	528,115,249
<u>Expenditures</u>				
General Government	-	-	-	60,213,165
Court Related Expenditures	-	-	-	3,329,288
Public Safety	-	-	-	114,638,836
Physical Environment	-	-	-	114,800,917
Transportation	6,180	5,440	8,460	50,891,612
Economic Environment	-	-	-	4,495,816
Human Services	-	-	-	6,903,014
Culture & Recreation	-	-	-	8,484,911
Other Uses	-	-	-	606,144
Total Expenditures	6,180	5,440	8,460	364,363,703
<u>Other Financing Uses</u>				
Interfund Transfers	-	-	-	35,518,443
Total Expenditures and Other Financing Uses	6,180	5,440	8,460	399,882,146
<u>Ending Balance</u>				
Reserves	8,930	18,830	23,590	128,233,103
Total Ending Balances	8,930	18,830	23,590	128,233,103
Total Appropriated Expenditures & Ending Balance	15,110	24,270	32,050	528,115,249

HERNANDO COUNTY BOARD OF COUNTY COMMISSIONERS
GENERAL FUND BY LINE ITEM - BUDGET

FUND	DEPT	DEPT DESCRIPTION	ACCT#	ACCT DESCRIPTION	2015-16 Actuals	2016-17 Actuals	2017-18 Actuals	Adopted 2018-19	2019-20
0011	01051	BOARD OF CO COMMISSIONERS	5101100	SALARIES & WAGES-EXEC	309,865.01	300,505.21	335,143.87	350,942.00	368,172.00
0011	01051	BOARD OF CO COMMISSIONERS	5101501	SPECIAL PAY-STIPENDS	1,210.00	562.50	600.00	600.00	600.00
0011	01051	BOARD OF CO COMMISSIONERS	5102100	FICA TAXES-MATCHING	23,752.07	22,933.12	25,574.48	26,893.00	28,211.00
0011	01051	BOARD OF CO COMMISSIONERS	5102200	RETIREMENT CONTRIBUTIONS	125,520.61	129,728.98	167,787.09	174,875.00	163,420.00
0011	01051	BOARD OF CO COMMISSIONERS	5102300	LIFE & HEALTH INSURANCE	22,645.59	32,447.02	32,802.12	32,800.00	32,817.00
0011	01051	BOARD OF CO COMMISSIONERS	5102400	WORKERS COMP PREMIUMS	836.25	541.93	333.68	269.00	442.00
0011	01051	BOARD OF CO COMMISSIONERS	5303101	PROFESSIONAL SERVICES	126,166.22	194,658.50	119,318.27	125,665.00	139,010.00
0011	01051	BOARD OF CO COMMISSIONERS	5303201	ANNUAL AUDIT,ARBTRG,ACCTG	210,600.00	258,360.00	215,300.00	220,000.00	220,000.00
0011	01051	BOARD OF CO COMMISSIONERS	5303202	ACCTG & AUDIT-ARBITRAGE	-	7,900.00	-	9,000.00	9,000.00
0011	01051	BOARD OF CO COMMISSIONERS	5303401	CONTRACTED SERVICES	12,970.00	22,717.91	8,270.00	8,270.00	4,135.00
0011	01051	BOARD OF CO COMMISSIONERS	5304001	TRAVEL & PER DIEM	388.34	4,905.01	649.63	5,000.00	1,500.00
0011	01051	BOARD OF CO COMMISSIONERS	5304004	TRAVEL & PER DIEM-CLASS C	64.00	-	26.00	100.00	50.00
0011	01051	BOARD OF CO COMMISSIONERS	5304101	COMM SVC,DEVICES,ACCESSR	-	2,739.15	3,595.50	2,928.00	3,840.00
0011	01051	BOARD OF CO COMMISSIONERS	5304205	POSTAGE AND FREIGHT	126.59	148.83	279.67	500.00	300.00
0011	01051	BOARD OF CO COMMISSIONERS	5304501	INSURANCE & BONDS-PREMIUM	484.00	547.00	570.00	580.00	570.00
0011	01051	BOARD OF CO COMMISSIONERS	5304601	REPAIR/MAINT-BLDG & GRD	-	-	-	-	-
0011	01051	BOARD OF CO COMMISSIONERS	5304693	REPAIR/MAINT-MEDIAN	1,497.00	-	-	-	-
0011	01051	BOARD OF CO COMMISSIONERS	5304701	PRINTING & BINDING	-	36.00	-	150.00	150.00
0011	01051	BOARD OF CO COMMISSIONERS	5304802	PROM ACT-SPECIAL PROJECTS	736.50	40.00	1,226.40	500.00	250.00
0011	01051	BOARD OF CO COMMISSIONERS	5304901	ADVERTISING-LEGAL	232.66	1,503.11	2,153.80	3,268.00	3,052.00
0011	01051	BOARD OF CO COMMISSIONERS	5304923	FEES/COSTS-FILING FEES	24,259.76	21,909.37	8,141.88	5,000.00	6,000.00
0011	01051	BOARD OF CO COMMISSIONERS	5304930	OPER EXP-VETERAN'S PARADE	200.00	-	-	500.00	-
0011	01051	BOARD OF CO COMMISSIONERS	5304959	FEES/COSTS-BANK CHARGES	10,005.37	11,148.98	14,783.78	11,500.00	13,000.00
0011	01051	BOARD OF CO COMMISSIONERS	5304970	FEES/COSTS-T.S. CAP RECV	519.00	1,891.00	1,891.00	-	-
0011	01051	BOARD OF CO COMMISSIONERS	5305101	OFFICE SUPPLIES	501.47	497.25	322.43	525.00	500.00
0011	01051	BOARD OF CO COMMISSIONERS	5305110	OFFICE SUPP-TRIM BILL NTC	62,528.96	61,461.36	65,821.69	65,600.00	68,000.00
0011	01051	BOARD OF CO COMMISSIONERS	5305201	OPERATING SUPPLIES	46.65	603.73	-	400.00	200.00
0011	01051	BOARD OF CO COMMISSIONERS	5305274	UNCAP EQUIP \$1K-5K TECH	-	1,151.04	-	-	-
0011	01051	BOARD OF CO COMMISSIONERS	5305401	BOOKS/PUBLICATIONS/SUBSCR	-	151.71	-	200.00	200.00
0011	01051	BOARD OF CO COMMISSIONERS	5305402	DUES AND MEMBERSHIPS	18,601.00	18,955.00	19,512.00	19,498.00	23,018.00
0011	01051	BOARD OF CO COMMISSIONERS	5305420	SUBSCRIPTIONS-ELECTRONIC	11,627.58	17,296.56	11,674.23	20,000.00	16,200.00
0011	01051	BOARD OF CO COMMISSIONERS	5305506	EDUC-TRAINING & TUITION	75.00	375.00	-	2,000.00	750.00
0011	01051	BOARD OF CO COMMISSIONERS	5606801	CAPITALIZED SOFTWARE	-	-	-	-	-
0011	01051	BOARD OF CO COMMISSIONERS	5707301	DEBT SVC COST/COST OF ISS	37,500.00	-	-	-	-
0011	01051	BOARD OF CO COMMISSIONERS	5808101	AID TO GOVT AGENCIES	44,076.58	37,655.95	33,003.53	34,700.00	47,972.00
0011	01051	BOARD OF CO COMMISSIONERS	5808201	AID TO PRVT ORGANIZATIONS	250,787.91	202,070.30	333,160.29	51,000.00	-
	01051	Total			1,297,824.12	1,355,441.52	1,401,941.34	1,173,263.00	1,151,359.00
0011	01101	COUNTY ADMINISTRATION	5101200	SALARIES & WAGES-REGULAR	191,768.73	227,850.85	365,719.14	378,742.00	352,295.00
0011	01101	COUNTY ADMINISTRATION	5101212	SALARY-MARKET ADJUSTMENT	-	-	-	51,310.00	-
0011	01101	COUNTY ADMINISTRATION	5101400	SALARIES & WAGES-OVERTIME	-	80.59	-	-	-
0011	01101	COUNTY ADMINISTRATION	5101501	SPECIAL PAY-STIPENDS	423.50	218.75	-	-	4,800.00
0011	01101	COUNTY ADMINISTRATION	5102100	FICA TAXES-MATCHING	11,303.55	13,750.93	24,056.33	24,875.00	24,806.00
0011	01101	COUNTY ADMINISTRATION	5102200	RETIREMENT CONTRIBUTIONS	37,469.15	41,742.82	75,604.54	95,983.00	90,435.00
0011	01101	COUNTY ADMINISTRATION	5102300	LIFE & HEALTH INSURANCE	25,461.93	41,353.63	51,658.96	51,219.00	42,955.00
0011	01101	COUNTY ADMINISTRATION	5102400	WORKERS COMP PREMIUMS	397.93	338.54	310.22	373.00	396.00
0011	01101	COUNTY ADMINISTRATION	5303101	PROFESSIONAL SERVICES	-	-	-	-	-
0011	01101	COUNTY ADMINISTRATION	5303401	CONTRACTED SERVICES	-	-	-	-	35,000.00
0011	01101	COUNTY ADMINISTRATION	5304001	TRAVEL & PER DIEM	2,595.92	3,734.42	6,627.75	5,000.00	3,700.00
0011	01101	COUNTY ADMINISTRATION	5304004	TRAVEL & PER DIEM-CLASS C	-	-	9.10	100.00	50.00
0011	01101	COUNTY ADMINISTRATION	5304101	COMM SVC,DEVICES,ACCESSR	-	431.00	1,407.45	1,464.00	1,464.00
0011	01101	COUNTY ADMINISTRATION	5304205	POSTAGE AND FREIGHT	592.89	94.95	155.57	200.00	150.00
0011	01101	COUNTY ADMINISTRATION	5304401	RENTAL/LEASE-EQUIPMENT	1,282.77	458.16	248.36	2,548.00	3,448.00
0011	01101	COUNTY ADMINISTRATION	5304501	INSURANCE & BONDS-PREMIUM	26.00	30.00	31.00	45.00	31.00
0011	01101	COUNTY ADMINISTRATION	5304601	REPAIR/MAINT-BLDG & GRD	-	47.48	-	-	-
0011	01101	COUNTY ADMINISTRATION	5304701	PRINTING & BINDING	53.00	8.50	46.45	100.00	100.00
0011	01101	COUNTY ADMINISTRATION	5304901	ADVERTISING-LEGAL	-	315.00	-	-	-
0011	01101	COUNTY ADMINISTRATION	5304965	FEES / COSTS-NEW HIRES	98.75	118.25	-	-	-
0011	01101	COUNTY ADMINISTRATION	5304970	FEES/COSTS-T.S. CAP RECV	712.00	1,126.00	1,609.00	2,092.00	1,987.00
0011	01101	COUNTY ADMINISTRATION	5305101	OFFICE SUPPLIES	1,087.92	843.96	636.06	1,000.00	800.00
0011	01101	COUNTY ADMINISTRATION	5305202	GAS, OIL & LUBRICANTS	2.86	-	21.97	-	-
0011	01101	COUNTY ADMINISTRATION	5305221	OPER SUPP-CMPTR SOFTWARE	933.00	-	-	-	-
0011	01101	COUNTY ADMINISTRATION	5305264	UNCAPZD EQUIP <\$1,000	-	-	-	-	675.00
0011	01101	COUNTY ADMINISTRATION	5305274	UNCAP EQUIP \$1K-5K TECH	1,223.51	1,020.10	(100.00)	700.00	-
0011	01101	COUNTY ADMINISTRATION	5305402	DUES AND MEMBERSHIPS	4,364.00	4,334.00	4,875.00	6,735.00	5,314.00
0011	01101	COUNTY ADMINISTRATION	5305506	EDUC-TRAINING & TUITION	145.00	-	2,110.00	4,400.00	3,400.00
0011	01101	COUNTY ADMINISTRATION	5305510	EDUC-TUITION REIMBURSEMNT	-	-	-	3,000.00	-
0011	01101	COUNTY ADMINISTRATION	5606401	EQUIPMENT \$5,000 OR MORE	-	-	-	-	-
	01101	Total			279,942.41	337,897.93	535,026.90	629,886.00	571,806.00
0011	01102	OFFICE-PUBLIC INFORMATION	5101200	SALARIES & WAGES-REGULAR	185,436.64	205,602.79	223,590.93	227,346.00	157,416.00
0011	01102	OFFICE-PUBLIC INFORMATION	5101230	SALARIES & WAGES-EMRG DIF	2.63	-	-	-	-
0011	01102	OFFICE-PUBLIC INFORMATION	5101400	SALARIES & WAGES-OVERTIME	36.74	226.00	-	100.00	100.00
0011	01102	OFFICE-PUBLIC INFORMATION	5101501	SPECIAL PAY-STIPENDS	718.75	625.00	6.25	-	-
0011	01102	OFFICE-PUBLIC INFORMATION	5102100	FICA TAXES-MATCHING	13,921.31	15,444.85	16,785.96	17,392.00	12,042.00
0011	01102	OFFICE-PUBLIC INFORMATION	5102200	RETIREMENT CONTRIBUTIONS	13,617.85	15,707.25	19,224.94	22,807.00	22,214.00

HERNANDO COUNTY BOARD OF COUNTY COMMISSIONERS
GENERAL FUND BY LINE ITEM - BUDGET

FUND	DEPT	DEPT DESCRIPTION	ACCT#	ACCT DESCRIPTION	2015-16 Actuals	2016-17 Actuals	2017-18 Actuals	Adopted 2018-19	2019-20
0011	01102	OFFICE-PUBLIC INFORMATION	5102300	LIFE & HEALTH INSURANCE	36,195.40	48,051.02	47,550.50	48,768.00	37,080.00
0011	01102	OFFICE-PUBLIC INFORMATION	5102400	WORKERS COMP PREMIUMS	788.53	611.00	357.35	368.00	551.00
0011	01102	OFFICE-PUBLIC INFORMATION	5303401	CONTRACTED SERVICES	1,581.00	1,590.67	13,122.31	1,600.00	1,618.00
0011	01102	OFFICE-PUBLIC INFORMATION	5303449	CONTR SVC-OTH LIC/FEES	-	-	1,000.00	-	-
0011	01102	OFFICE-PUBLIC INFORMATION	5304001	TRAVEL & PER DIEM	(0.03)	35.00	-	500.00	664.00
0011	01102	OFFICE-PUBLIC INFORMATION	5304004	TRAVEL & PER DIEM-CLASS C	-	-	-	-	65.00
0011	01102	OFFICE-PUBLIC INFORMATION	5304101	COMM SVC,DEVICES,ACCESSR	-	525.84	1,452.41	2,880.00	1,464.00
0011	01102	OFFICE-PUBLIC INFORMATION	5304205	POSTAGE AND FREIGHT	113.94	68.64	19.01	75.00	60.00
0011	01102	OFFICE-PUBLIC INFORMATION	5304401	RENTAL/LEASE-EQUIPMENT	-	458.16	229.10	2,548.00	400.00
0011	01102	OFFICE-PUBLIC INFORMATION	5304501	INSURANCE & BONDS-PREMIUM	3,014.75	3,276.06	3,424.04	2,264.00	2,300.00
0011	01102	OFFICE-PUBLIC INFORMATION	5304602	REPAIR/MAINT-VEHICLES	-	705.67	3,596.70	1,500.00	1,000.00
0011	01102	OFFICE-PUBLIC INFORMATION	5304603	REPAIR/MAINT-EQUIPMENT	719.46	46.95	534.00	500.00	5,500.00
0011	01102	OFFICE-PUBLIC INFORMATION	5304606	REPAIR/MAINT-SOFTWARE	8,274.00	18,054.99	10,308.75	23,880.00	30,075.00
0011	01102	OFFICE-PUBLIC INFORMATION	5304701	PRINTING & BINDING	2,484.00	1,122.46	1,639.03	1,000.00	700.00
0011	01102	OFFICE-PUBLIC INFORMATION	5304801	PROMOTIONAL ACTIVITIES	26,380.28	54,731.67	24,367.64	20,000.00	15,000.00
0011	01102	OFFICE-PUBLIC INFORMATION	5304956	FEES/COSTS-FLT FCLTY AL	-	166.73	224.27	217.00	217.00
0011	01102	OFFICE-PUBLIC INFORMATION	5304957	FEES/COSTS-FLEET/ADMIN	232.73	233.40	353.28	240.00	240.00
0011	01102	OFFICE-PUBLIC INFORMATION	5304965	FEES / COSTS-NEW HIRES	98.75	-	157.75	-	-
0011	01102	OFFICE-PUBLIC INFORMATION	5304970	FEES/COSTS-T.S. CAP RECV	2,180.00	2,474.00	2,474.00	2,474.00	2,096.00
0011	01102	OFFICE-PUBLIC INFORMATION	5305101	OFFICE SUPPLIES	909.75	618.60	126.74	600.00	400.00
0011	01102	OFFICE-PUBLIC INFORMATION	5305201	OPERATING SUPPLIES	794.69	783.27	838.42	700.00	200.00
0011	01102	OFFICE-PUBLIC INFORMATION	5305202	GAS, OIL & LUBRICANTS	-	397.57	387.96	475.00	400.00
0011	01102	OFFICE-PUBLIC INFORMATION	5305221	OPER SUPP-CMPTR SOFTWARE	597.00	-	-	-	-
0011	01102	OFFICE-PUBLIC INFORMATION	5305274	UNCAP EQUIP \$1K-5K TECH	-	229.98	651.14	-	-
0011	01102	OFFICE-PUBLIC INFORMATION	5305401	BOOKS/PUBLICATIONS/SUBSCR	-	-	360.00	1,180.00	870.00
0011	01102	OFFICE-PUBLIC INFORMATION	5305402	DUES AND MEMBERSHIPS	180.00	220.00	-	180.00	180.00
0011	01102	OFFICE-PUBLIC INFORMATION	5305506	EDUC-TRAINING & TUITION	-	4,626.14	-	1,500.00	850.00
0011	01102	OFFICE-PUBLIC INFORMATION	5606401	EQUIPMENT \$5,000 OR MORE	-	2,635.00	2,635.00	-	-
	01102	Total			298,278.17	379,268.71	375,417.48	381,094.00	293,702.00
0011	01151	OFFICE OF MGMT AND BUDGET	5101200	SALARIES & WAGES-REGULAR	259,642.52	284,997.42	303,400.93	338,353.00	270,680.00
0011	01151	OFFICE OF MGMT AND BUDGET	5101212	SALARY-MARKET ADJUSTMENT	-	-	-	38,000.00	-
0011	01151	OFFICE OF MGMT AND BUDGET	5102100	FICA TAXES-MATCHING	18,994.22	21,731.68	23,015.92	25,884.00	20,707.00
0011	01151	OFFICE OF MGMT AND BUDGET	5102200	RETIREMENT CONTRIBUTIONS	23,260.67	26,954.05	58,294.05	41,048.00	41,109.00
0011	01151	OFFICE OF MGMT AND BUDGET	5102300	LIFE & HEALTH INSURANCE	37,648.98	53,899.72	53,644.00	62,232.00	54,144.00
0011	01151	OFFICE OF MGMT AND BUDGET	5102400	WORKERS COMP PREMIUMS	701.25	546.80	302.06	280.00	357.00
0011	01151	OFFICE OF MGMT AND BUDGET	5303101	PROFESSIONAL SERVICES	-	-	34,857.50	-	-
0011	01151	OFFICE OF MGMT AND BUDGET	5303401	CONTRACTED SERVICES	12,175.00	1,560.00	19,950.00	9,975.00	74,000.00
0011	01151	OFFICE OF MGMT AND BUDGET	5304001	TRAVEL & PER DIEM	2,979.25	3,095.53	4,184.37	3,300.00	6,000.00
0011	01151	OFFICE OF MGMT AND BUDGET	5304004	TRAVEL & PER DIEM-CLASS C	-	13.00	-	590.00	700.00
0011	01151	OFFICE OF MGMT AND BUDGET	5304101	COMM SVC,DEVICES,ACCESSR	-	483.95	719.10	840.00	732.00
0011	01151	OFFICE OF MGMT AND BUDGET	5304205	POSTAGE AND FREIGHT	34.00	30.99	48.38	40.00	50.00
0011	01151	OFFICE OF MGMT AND BUDGET	5304401	RENTAL/LEASE-EQUIPMENT	1,282.77	458.16	1,145.40	4,290.00	4,290.00
0011	01151	OFFICE OF MGMT AND BUDGET	5304501	INSURANCE & BONDS-PREMIUM	29.00	16.00	14.00	40.00	42.00
0011	01151	OFFICE OF MGMT AND BUDGET	5304606	REPAIR/MAINT-SOFTWARE	7,987.00	6,294.00	6,174.00	6,490.00	31,957.00
0011	01151	OFFICE OF MGMT AND BUDGET	5304901	ADVERTISING-LEGAL	223.11	1,119.53	365.38	250.00	360.00
0011	01151	OFFICE OF MGMT AND BUDGET	5304923	FEES/COSTS-FILING FEES	-	-	-	275.00	275.00
0011	01151	OFFICE OF MGMT AND BUDGET	5304945	FEES/COSTS-CLERK	-	-	142.00	-	150.00
0011	01151	OFFICE OF MGMT AND BUDGET	5304965	FEES / COSTS-NEW HIRES	426.00	267.25	-	-	-
0011	01151	OFFICE OF MGMT AND BUDGET	5304970	FEES/COSTS-T.S. CAP RECV	1,848.00	2,626.00	2,012.00	2,190.00	2,012.00
0011	01151	OFFICE OF MGMT AND BUDGET	5305101	OFFICE SUPPLIES	1,073.00	649.10	1,410.71	900.00	1,000.00
0011	01151	OFFICE OF MGMT AND BUDGET	5305221	OPER SUPP-CMPTR SOFTWARE	1,086.27	8,816.60	-	-	-
0011	01151	OFFICE OF MGMT AND BUDGET	5305264	UNCAPZD EQUIP <\$1,000	2,463.85	-	-	-	-
0011	01151	OFFICE OF MGMT AND BUDGET	5305274	UNCAP EQUIP \$1K-5K TECH	164.66	696.02	508.40	750.00	-
0011	01151	OFFICE OF MGMT AND BUDGET	5305402	DUES AND MEMBERSHIPS	530.00	289.00	264.00	410.00	400.00
0011	01151	OFFICE OF MGMT AND BUDGET	5305506	EDUC-TRAINING & TUITION	2,503.71	665.00	2,584.00	2,910.00	2,590.00
0011	01151	OFFICE OF MGMT AND BUDGET	5305510	EDUC-TUITION REIMBURSEMNT	1,603.11	-	-	-	-
	01151	Total			376,656.37	415,209.80	513,036.20	539,047.00	511,555.00
0011	01201	COUNTY ATTORNEY'S OFFICE	5101200	SALARIES & WAGES-REGULAR	706,579.78	654,652.30	649,994.08	691,407.00	708,411.00
0011	01201	COUNTY ATTORNEY'S OFFICE	5101400	SALARIES & WAGES-OVERTIME	119.07	97.13	84.79	216.00	500.00
0011	01201	COUNTY ATTORNEY'S OFFICE	5102100	FICA TAXES-MATCHING	50,175.00	47,496.82	47,869.10	51,139.00	52,719.00
0011	01201	COUNTY ATTORNEY'S OFFICE	5102200	RETIREMENT CONTRIBUTIONS	99,642.05	84,120.07	91,202.02	109,072.00	125,698.00
0011	01201	COUNTY ATTORNEY'S OFFICE	5102300	LIFE & HEALTH INSURANCE	97,873.29	110,742.35	105,388.89	107,167.00	109,800.00
0011	01201	COUNTY ATTORNEY'S OFFICE	5102400	WORKERS COMP PREMIUMS	1,908.05	1,239.28	635.58	506.00	859.00
0011	01201	COUNTY ATTORNEY'S OFFICE	5303101	PROFESSIONAL SERVICES	12,173.53	37,940.51	485.00	4,000.00	10,000.00
0011	01201	COUNTY ATTORNEY'S OFFICE	5303401	CONTRACTED SERVICES	2,075.00	-	-	-	9,000.00
0011	01201	COUNTY ATTORNEY'S OFFICE	5304001	TRAVEL & PER DIEM	2,011.64	1,625.91	1,154.23	1,900.00	1,900.00
0011	01201	COUNTY ATTORNEY'S OFFICE	5304004	TRAVEL & PER DIEM-CLASS C	-	-	18.78	30.00	30.00
0011	01201	COUNTY ATTORNEY'S OFFICE	5304205	POSTAGE AND FREIGHT	3,626.62	1,833.24	1,768.90	2,000.00	1,400.00
0011	01201	COUNTY ATTORNEY'S OFFICE	5304401	RENTAL/LEASE-EQUIPMENT	3,260.55	3,404.89	3,483.23	3,546.00	3,546.00
0011	01201	COUNTY ATTORNEY'S OFFICE	5304501	INSURANCE & BONDS-PREMIUM	26.00	18.00	185.00	30.00	30.00
0011	01201	COUNTY ATTORNEY'S OFFICE	5304603	REPAIR/MAINT-EQUIPMENT	-	-	119.76	-	-
0011	01201	COUNTY ATTORNEY'S OFFICE	5304901	ADVERTISING-LEGAL	843.31	400.02	662.70	650.00	300.00
0011	01201	COUNTY ATTORNEY'S OFFICE	5304923	FEES/COSTS-FILING FEES	3,769.69	22,149.51	(432.64)	2,000.00	500.00
0011	01201	COUNTY ATTORNEY'S OFFICE	5304950	FEES/COSTS-LEGAL FEES	4,058.56	2,151.95	11,154.00	20,000.00	4,500.00

HERNANDO COUNTY BOARD OF COUNTY COMMISSIONERS
GENERAL FUND BY LINE ITEM - BUDGET

FUND	DEPT	DEPT DESCRIPTION	ACCT#	ACCT DESCRIPTION	2015-16 Actuals	2016-17 Actuals	2017-18 Actuals	Adopted 2018-19	2019-20
0011	01201	COUNTY ATTORNEY'S OFFICE	5304965	FEES / COSTS-NEW HIRES	55.25	-	53.75	-	500.00
0011	01201	COUNTY ATTORNEY'S OFFICE	5304970	FEES/COSTS-T.S. CAP RECV	2,924.00	2,982.00	2,982.00	2,982.00	2,982.00
0011	01201	COUNTY ATTORNEY'S OFFICE	5305101	OFFICE SUPPLIES	2,230.00	2,064.60	2,179.59	2,000.00	2,500.00
0011	01201	COUNTY ATTORNEY'S OFFICE	5305221	OPER SUPP-CMPTR SOFTWARE	622.00	311.00	-	500.00	500.00
0011	01201	COUNTY ATTORNEY'S OFFICE	5305274	UNCAP EQUIP \$1K-5K TECH	-	1,317.02	872.72	1,000.00	1,000.00
0011	01201	COUNTY ATTORNEY'S OFFICE	5305401	BOOKS/PUBLICATIONS/SUBSCR	738.85	673.14	440.48	325.00	400.00
0011	01201	COUNTY ATTORNEY'S OFFICE	5305402	DUES AND MEMBERSHIPS	2,603.00	2,344.00	2,035.00	3,150.00	3,000.00
0011	01201	COUNTY ATTORNEY'S OFFICE	5305420	SUBSCRIPTIONS-ELECTRONIC	15,044.04	18,259.41	19,002.18	18,432.00	19,362.00
0011	01201	COUNTY ATTORNEY'S OFFICE	5305506	EDUC-TRAINING & TUITION	-	150.00	80.00	460.00	350.00
	01201	Total			1,012,359.28	995,973.15	941,419.14	1,022,512.00	1,059,787.00
0011	01231	SENSITIVE LANDS	5101200	SALARIES & WAGES-REGULAR	-	-	856.00	44,513.00	46,827.00
0011	01231	SENSITIVE LANDS	5101501	SPECIAL PAY-STIPENDS	-	-	-	145.00	145.00
0011	01231	SENSITIVE LANDS	5102100	FICA TAXES-MATCHING	-	-	65.62	3,416.00	3,593.00
0011	01231	SENSITIVE LANDS	5102200	RETIREMENT CONTRIBUTIONS	-	-	70.71	4,654.00	5,218.00
0011	01231	SENSITIVE LANDS	5102300	LIFE & HEALTH INSURANCE	-	-	243.50	11,688.00	13,704.00
0011	01231	SENSITIVE LANDS	5102400	WORKERS COMP PREMIUMS	-	-	11.99	789.00	1,535.00
0011	01231	SENSITIVE LANDS	5303107	PROF SRV-CONSULTING	-	-	-	10,000.00	5,000.00
0011	01231	SENSITIVE LANDS	5303401	CONTRACTED SERVICES	-	-	-	60,360.00	74,360.00
0011	01231	SENSITIVE LANDS	5304001	TRAVEL & PER DIEM	-	-	-	500.00	-
0011	01231	SENSITIVE LANDS	5304004	TRAVEL & PER DIEM-CLASS C	-	-	-	100.00	-
0011	01231	SENSITIVE LANDS	5304101	COMM SVC,DEVICES,ACCESSR	-	-	-	704.00	732.00
0011	01231	SENSITIVE LANDS	5304205	POSTAGE AND FREIGHT	-	-	-	100.00	100.00
0011	01231	SENSITIVE LANDS	5304301	UTILITY SRV-ELEC/WTR/SWR	-	-	-	190.00	120.00
0011	01231	SENSITIVE LANDS	5304501	INSURANCE & BONDS-PREMIUM	-	-	-	37,757.00	9,800.00
0011	01231	SENSITIVE LANDS	5304601	REPAIR/MAINT-BLDG & GRD	-	-	-	2,725.00	3,500.00
0011	01231	SENSITIVE LANDS	5304602	REPAIR/MAINT-VEHICLES	-	-	-	800.00	800.00
0011	01231	SENSITIVE LANDS	5304606	REPAIR/MAINT-SOFTWARE	-	-	-	300.00	300.00
0011	01231	SENSITIVE LANDS	5304701	PRINTING & BINDING	-	-	-	100.00	-
0011	01231	SENSITIVE LANDS	5304919	OPER EXP-SPCL ASSESSMENTS	-	-	-	-	425.00
0011	01231	SENSITIVE LANDS	5304924	FEES/COSTS-PERMIT APPLN	-	-	-	1,000.00	1,850.00
0011	01231	SENSITIVE LANDS	5304955	FEES/COSTS-FLT CAP RECV	-	-	-	1,551.00	1,551.00
0011	01231	SENSITIVE LANDS	5304956	FEES/COSTS-FLT FCLTY AL	-	-	-	400.00	400.00
0011	01231	SENSITIVE LANDS	5304957	FEES/COSTS-FLEET/ADMIN	-	-	-	720.00	467.00
0011	01231	SENSITIVE LANDS	5305201	OPERATING SUPPLIES	-	-	-	2,000.00	1,500.00
0011	01231	SENSITIVE LANDS	5305202	GAS, OIL & LUBRICANTS	-	-	-	566.00	1,208.00
0011	01231	SENSITIVE LANDS	5305205	CLOTHING & UNIFORM APPRL	-	-	-	300.00	250.00
0011	01231	SENSITIVE LANDS	5305310	MATERIALS-SIGNS	-	-	-	1,000.00	1,000.00
0011	01231	SENSITIVE LANDS	5305506	EDUC-TRAINING & TUITION	-	-	-	500.00	-
0011	01231	SENSITIVE LANDS	5606405	EQUIP-VEHICLE,TRLER>\$5000	-	-	-	-	2,000.00
	01231	Total			-	-	1,247.82	186,878.00	176,385.00
0011	01251	HUMAN RESOURCES	5101200	SALARIES & WAGES-REGULAR	261,679.65	209,209.96	187,310.37	194,371.00	179,461.00
0011	01251	HUMAN RESOURCES	5101230	SALARIES & WAGES-EMRG DIF	-	16.88	-	-	-
0011	01251	HUMAN RESOURCES	5102100	FICA TAXES-MATCHING	18,012.77	14,823.04	13,475.03	14,869.00	13,729.00
0011	01251	HUMAN RESOURCES	5102200	RETIREMENT CONTRIBUTIONS	30,608.96	25,445.32	23,479.38	30,043.00	31,705.00
0011	01251	HUMAN RESOURCES	5102300	LIFE & HEALTH INSURANCE	41,705.24	37,045.90	38,340.97	36,170.00	30,264.00
0011	01251	HUMAN RESOURCES	5102400	WORKERS COMP PREMIUMS	706.41	397.28	186.31	161.00	231.00
0011	01251	HUMAN RESOURCES	5303101	PROFESSIONAL SERVICES	26,176.51	12,215.09	76,591.29	16,500.00	26,000.00
0011	01251	HUMAN RESOURCES	5303401	CONTRACTED SERVICES	27,099.98	10.00	6,463.52	62,390.00	-
0011	01251	HUMAN RESOURCES	5303466	CONTR SRV-PRE/EMP SCRNG	-	1,300.00	1,300.00	1,400.00	1,400.00
0011	01251	HUMAN RESOURCES	5304001	TRAVEL & PER DIEM	321.00	-	4.00	-	-
0011	01251	HUMAN RESOURCES	5304004	TRAVEL & PER DIEM-CLASS C	37.77	-	-	-	-
0011	01251	HUMAN RESOURCES	5304101	COMM SVC,DEVICES,ACCESSR	73.54	566.09	1,139.22	840.00	786.00
0011	01251	HUMAN RESOURCES	5304205	POSTAGE AND FREIGHT	936.59	1,098.88	1,424.23	750.00	750.00
0011	01251	HUMAN RESOURCES	5304401	RENTAL/LEASE-EQUIPMENT	1,417.16	1,883.56	1,567.87	2,500.00	2,000.00
0011	01251	HUMAN RESOURCES	5304404	RENTAL/LEASE-FLEET VEHICL	-	-	-	-	100.00
0011	01251	HUMAN RESOURCES	5304501	INSURANCE & BONDS-PREMIUM	-	647.69	-	55.00	50.00
0011	01251	HUMAN RESOURCES	5304606	REPAIR/MAINT-SOFTWARE	11,891.00	12,480.00	13,020.00	25,000.00	26,650.00
0011	01251	HUMAN RESOURCES	5304701	PRINTING & BINDING	35.00	802.76	34.42	100.00	300.00
0011	01251	HUMAN RESOURCES	5304901	ADVERTISING-LEGAL	114.81	748.54	30.15	75.00	200.00
0011	01251	HUMAN RESOURCES	5304970	FEES/COSTS-T.S. CAP RECV	1,435.00	1,997.00	1,997.00	1,997.00	1,997.00
0011	01251	HUMAN RESOURCES	5305101	OFFICE SUPPLIES	3,353.31	1,010.73	730.03	900.00	800.00
0011	01251	HUMAN RESOURCES	5305201	OPERATING SUPPLIES	3,705.52	277.37	1,995.10	800.00	800.00
0011	01251	HUMAN RESOURCES	5305221	OPER SUPP-CMPTR SOFTWARE	-	-	7,792.50	8,000.00	1,800.00
0011	01251	HUMAN RESOURCES	5305228	OPER SUPP-EMPLOYEE ACTIV	1,947.71	5,072.63	-	-	-
0011	01251	HUMAN RESOURCES	5305229	OPER SUPP-EMPLOYEE AWRD/REC	734.38	2,138.63	-	-	-
0011	01251	HUMAN RESOURCES	5305274	UNCAP EQUIP \$1K-5K TECH	998.10	931.24	-	-	-
0011	01251	HUMAN RESOURCES	5305401	BOOKS/PUBLICATIONS/SUBSCR	-	-	-	250.00	250.00
0011	01251	HUMAN RESOURCES	5305402	DUES AND MEMBERSHIPS	370.00	180.00	135.00	600.00	600.00
0011	01251	HUMAN RESOURCES	5305506	EDUC-TRAINING & TUITION	1,253.48	-	-	-	-
0011	01251	HUMAN RESOURCES	5305510	EDUC-TUITION REIMBURSEMNT	4,373.56	5,390.92	-	3,000.00	-
	01251	Total			438,987.45	335,689.51	377,016.39	400,771.00	319,873.00
0011	01301	TECHNOLOGY SERVICES	5101200	SALARIES & WAGES-REGULAR	766,170.10	760,023.10	850,712.67	876,821.00	-
0011	01301	TECHNOLOGY SERVICES	5101212	SALARY-MARKET ADJUSTMENT	-	-	-	-	-
0011	01301	TECHNOLOGY SERVICES	5101220	SALARIES & WAGES-ON CALL	3,727.50	3,701.25	4,240.50	5,316.00	-

HERNANDO COUNTY BOARD OF COUNTY COMMISSIONERS
GENERAL FUND BY LINE ITEM - BUDGET

FUND	DEPT	DEPT DESCRIPTION	ACCT#	ACCT DESCRIPTION	2015-16 Actuals	2016-17 Actuals	2017-18 Actuals	Adopted 2018-19	2019-20
0011	01301	TECHNOLOGY SERVICES	5101230	SALARIES & WAGES-EMRG DIF	4.13	179.30	-	-	-
0011	01301	TECHNOLOGY SERVICES	5101400	SALARIES & WAGES-OVERTIME	1,686.18	1,789.12	1,275.99	9,600.00	-
0011	01301	TECHNOLOGY SERVICES	5101501	SPECIAL PAY-STIPENDS	920.00	287.50	6.25	-	-
0011	01301	TECHNOLOGY SERVICES	5102100	FICA TAXES-MATCHING	55,800.62	54,901.34	61,058.89	67,077.00	-
0011	01301	TECHNOLOGY SERVICES	5102200	RETIREMENT CONTRIBUTIONS	71,918.58	71,992.02	83,544.24	107,062.00	-
0011	01301	TECHNOLOGY SERVICES	5102300	LIFE & HEALTH INSURANCE	145,481.02	175,920.22	194,813.98	195,104.00	-
0011	01301	TECHNOLOGY SERVICES	5102400	WORKERS COMP PREMIUMS	2,091.60	1,413.42	851.11	713.00	-
0011	01301	TECHNOLOGY SERVICES	5303401	CONTRACTED SERVICES	71,240.86	19,873.73	110,503.45	156,800.00	-
0011	01301	TECHNOLOGY SERVICES	5304001	TRAVEL & PER DIEM	3,361.71	2,777.28	1,853.59	3,625.00	-
0011	01301	TECHNOLOGY SERVICES	5304004	TRAVEL & PER DIEM-CLASS C	-	-	-	100.00	-
0011	01301	TECHNOLOGY SERVICES	5304101	COMM SVC,DEVICES,ACCESSR	80,343.70	107,344.81	78,389.68	87,660.00	-
0011	01301	TECHNOLOGY SERVICES	5304134	COMM SRV-INTERNET	50,402.84	56,068.20	56,080.52	56,100.00	-
0011	01301	TECHNOLOGY SERVICES	5304136	COMM SRV-I NET-FIBER OPT	174,132.21	189,916.18	202,652.81	219,240.00	-
0011	01301	TECHNOLOGY SERVICES	5304205	POSTAGE AND FREIGHT	27.98	23.01	12.67	100.00	-
0011	01301	TECHNOLOGY SERVICES	5304501	INSURANCE & BONDS-PREMIUM	7,822.25	10,008.06	12,551.04	13,000.00	-
0011	01301	TECHNOLOGY SERVICES	5304602	REPAIR/MAINT-VEHICLES	1,145.28	341.95	2,820.52	1,700.00	-
0011	01301	TECHNOLOGY SERVICES	5304603	REPAIR/MAINT-EQUIPMENT	65,169.51	71,757.78	52,916.97	149,210.00	-
0011	01301	TECHNOLOGY SERVICES	5304606	REPAIR/MAINT-SOFTWARE	151,487.14	313,907.23	340,738.55	629,260.00	-
0011	01301	TECHNOLOGY SERVICES	5304607	REPAIR/MAINT-PHONES	1,978.56	-	-	-	-
0011	01301	TECHNOLOGY SERVICES	5304610	REPAIR/MAINT-MAINT CNTRCT	6,773.11	2,454.36	4,754.38	3,000.00	-
0011	01301	TECHNOLOGY SERVICES	5304955	FEES/COSTS-FLT CAP RECV	-	1.48	4.58	-	-
0011	01301	TECHNOLOGY SERVICES	5304956	FEES/COSTS-FLT FCLTY AL	-	480.87	224.27	220.00	-
0011	01301	TECHNOLOGY SERVICES	5304957	FEES/COSTS-FLEET/ADMIN	232.63	233.40	353.28	30.00	-
0011	01301	TECHNOLOGY SERVICES	5304965	FEES / COSTS-NEW HIRES	196.50	369.50	53.75	-	-
0011	01301	TECHNOLOGY SERVICES	5304970	FEES/COSTS-T.S. CAP RECV	5,748.00	7,090.00	7,466.00	7,466.00	-
0011	01301	TECHNOLOGY SERVICES	5305101	OFFICE SUPPLIES	2,145.90	1,327.27	1,451.90	1,800.00	-
0011	01301	TECHNOLOGY SERVICES	5305201	OPERATING SUPPLIES	1,904.87	5,401.78	10,088.98	7,830.00	-
0011	01301	TECHNOLOGY SERVICES	5305202	GAS, OIL & LUBRICANTS	1,114.94	915.69	1,339.55	500.00	-
0011	01301	TECHNOLOGY SERVICES	5305221	OPER SUPP-CMPTR SOFTWARE	250,423.24	114,356.12	206,650.60	203,363.00	-
0011	01301	TECHNOLOGY SERVICES	5305222	OPER SUPP-CMPTR HARDWARE	-	-	-	-	-
0011	01301	TECHNOLOGY SERVICES	5305264	UNCAPZD EQUIP <\$1,000	-	-	2,290.51	1,000.00	-
0011	01301	TECHNOLOGY SERVICES	5305274	UNCAP EQUIP \$1K-5K TECH	22,379.09	183,698.92	154,624.54	177,350.00	-
0011	01301	TECHNOLOGY SERVICES	5305401	BOOKS/PUBLICATIONS/SUBSCR	399.64	235.39	1,105.89	300.00	-
0011	01301	TECHNOLOGY SERVICES	5305402	DUES AND MEMBERSHIPS	200.00	200.00	-	300.00	-
0011	01301	TECHNOLOGY SERVICES	5305506	EDUC-TRAINING & TUITION	44,841.60	63,569.12	41,057.17	27,450.00	-
0011	01301	TECHNOLOGY SERVICES	5305510	EDUC-TUITION REIMBURSEMENT	-	-	1,399.88	1,720.00	-
0011	01301	TECHNOLOGY SERVICES	5606401	EQUIPMENT \$5,000 OR MORE	-	-	-	-	-
0011	01301	TECHNOLOGY SERVICES	5606402	EQUIP-TECHNOLOGY > \$5,000	90,817.11	413,906.94	122,577.42	186,062.00	-
0011	01301	TECHNOLOGY SERVICES	5707121	PRINCIPAL-LEASE PURCH 1	54,143.56	-	-	-	-
	01301	Total			2,136,231.96	2,636,466.34	2,610,466.13	3,196,879.00	-
0011	01371	INSURANCE COSTS	5304501	INSURANCE & BONDS-PREMIUM	995,989.92	997,288.60	1,145,406.00	1,500,000.00	1,300,000.00
	01371	Total			995,989.92	997,288.60	1,145,406.00	1,500,000.00	1,300,000.00
0011	01401	PURCHASING AND CONTRACTS	5101200	SALARIES & WAGES-REGULAR	405,379.24	283,268.66	365,383.22	383,344.00	347,837.00
0011	01401	PURCHASING AND CONTRACTS	5101212	SALARY-MARKET ADJUSTMENT	-	-	-	-	-
0011	01401	PURCHASING AND CONTRACTS	5101400	SALARIES & WAGES-OVERTIME	102.74	(2.67)	-	-	-
0011	01401	PURCHASING AND CONTRACTS	5101501	SPECIAL PAY-STIPENDS	130.00	-	-	-	-
0011	01401	PURCHASING AND CONTRACTS	5102100	FICA TAXES-MATCHING	30,950.49	21,721.71	27,882.21	29,326.00	26,610.00
0011	01401	PURCHASING AND CONTRACTS	5102200	RETIREMENT CONTRIBUTIONS	34,397.57	21,708.40	29,298.97	36,690.00	35,043.00
0011	01401	PURCHASING AND CONTRACTS	5102300	LIFE & HEALTH INSURANCE	80,021.84	56,858.09	63,234.50	60,840.00	59,640.00
0011	01401	PURCHASING AND CONTRACTS	5102400	WORKERS COMP PREMIUMS	1,920.11	476.19	363.31	311.00	448.00
0011	01401	PURCHASING AND CONTRACTS	5303401	CONTRACTED SERVICES	3,186.00	-	800.00	18,000.00	4,000.00
0011	01401	PURCHASING AND CONTRACTS	5303436	CONTR SRV-TEMP LABOR	4,395.70	-	-	-	-
0011	01401	PURCHASING AND CONTRACTS	5304001	TRAVEL & PER DIEM	1,445.41	1,370.18	393.12	1,000.00	-
0011	01401	PURCHASING AND CONTRACTS	5304004	TRAVEL & PER DIEM-CLASS C	19.50	32.50	39.00	100.00	50.00
0011	01401	PURCHASING AND CONTRACTS	5304101	COMM SVC,DEVICES,ACCESSR	568.73	916.81	1,159.24	840.00	1,140.00
0011	01401	PURCHASING AND CONTRACTS	5304205	POSTAGE AND FREIGHT	343.38	131.99	117.93	100.00	100.00
0011	01401	PURCHASING AND CONTRACTS	5304301	UTILITY SRV-ELEC/WTR/SWR	2,203.21	-	-	-	-
0011	01401	PURCHASING AND CONTRACTS	5304401	RENTAL/LEASE-EQUIPMENT	3,615.81	3,304.31	3,092.85	4,000.00	3,100.00
0011	01401	PURCHASING AND CONTRACTS	5304405	RENTAL/LEASE-BUILDINGS	13,860.00	-	10,854.13	18,610.00	18,607.00
0011	01401	PURCHASING AND CONTRACTS	5304501	INSURANCE & BONDS-PREMIUM	2.00	26,567.25	12.00	200.00	12.00
0011	01401	PURCHASING AND CONTRACTS	5304601	REPAIR/MAINT-BLDG & GRD	-	4,672.10	-	-	-
0011	01401	PURCHASING AND CONTRACTS	5304602	REPAIR/MAINT-VEHICLES	-	3.13	-	-	-
0011	01401	PURCHASING AND CONTRACTS	5304606	REPAIR/MAINT-SOFTWARE	4,785.00	4,428.25	3,635.00	5,000.00	3,817.00
0011	01401	PURCHASING AND CONTRACTS	5304701	PRINTING & BINDING	-	128.00	269.71	75.00	50.00
0011	01401	PURCHASING AND CONTRACTS	5304901	ADVERTISING-LEGAL	88.14	48.78	401.70	50.00	50.00
0011	01401	PURCHASING AND CONTRACTS	5304965	FEES / COSTS-NEW HIRES	255.80	98.75	-	-	-
0011	01401	PURCHASING AND CONTRACTS	5304970	FEES/COSTS-T.S. CAP RECV	2,243.00	1,495.00	1,495.00	2,243.00	2,955.00
0011	01401	PURCHASING AND CONTRACTS	5305101	OFFICE SUPPLIES	2,660.54	1,844.70	2,188.24	2,500.00	1,900.00
0011	01401	PURCHASING AND CONTRACTS	5305202	GAS, OIL & LUBRICANTS	264.33	-	-	-	-
0011	01401	PURCHASING AND CONTRACTS	5305221	OPER SUPP-CMPTR SOFTWARE	1,008.00	1,293.98	-	-	-
0011	01401	PURCHASING AND CONTRACTS	5305264	UNCAPZD EQUIP <\$1,000	39.03	2,248.89	-	-	-
0011	01401	PURCHASING AND CONTRACTS	5305274	UNCAP EQUIP \$1K-5K TECH	199.97	5,593.37	4,271.11	-	-
0011	01401	PURCHASING AND CONTRACTS	5305402	DUES AND MEMBERSHIPS	949.00	685.00	815.00	655.00	1,005.00
0011	01401	PURCHASING AND CONTRACTS	5305506	EDUC-TRAINING & TUITION	4,446.24	6,988.49	1,375.95	5,000.00	1,000.00

HERNANDO COUNTY BOARD OF COUNTY COMMISSIONERS
GENERAL FUND BY LINE ITEM - BUDGET

FUND	DEPT	DEPT DESCRIPTION	ACCT#	ACCT DESCRIPTION	2015-16 Actuals	2016-17 Actuals	2017-18 Actuals	Adopted 2018-19	2019-20
0011	01401	PURCHASING AND CONTRACTS	5606401	EQUIPMENT \$5,000 OR MORE	1,280.00	-	-	-	-
	01401	Total			600,760.78	445,881.86	517,082.19	568,884.00	507,364.00
0011	01421	ANIMAL SERVICES	5101200	SALARIES & WAGES-REGULAR	372,672.90	380,891.60	448,623.78	465,056.00	516,607.00
0011	01421	ANIMAL SERVICES	5101212	SALARY-MARKET ADJUSTMENT	-	-	-	58,044.00	-
0011	01421	ANIMAL SERVICES	5101220	SALARIES & WAGES-ON CALL	-	336.55	-	-	-
0011	01421	ANIMAL SERVICES	5101230	SALARIES & WAGES-EMRG DIF	10.52	572.35	-	-	-
0011	01421	ANIMAL SERVICES	5101400	SALARIES & WAGES-OVERTIME	16,720.23	26,032.09	14,847.08	19,800.00	19,800.00
0011	01421	ANIMAL SERVICES	5101500	SPECIAL PAY-INCENTIVE	88.71	132.00	236.50	-	-
0011	01421	ANIMAL SERVICES	5101501	SPECIAL PAY-STIPENDS	1,125.00	1,130.00	911.50	595.00	885.00
0011	01421	ANIMAL SERVICES	5102100	FICA TAXES-MATCHING	29,005.05	30,595.53	35,197.09	35,622.00	38,633.00
0011	01421	ANIMAL SERVICES	5102200	RETIREMENT CONTRIBUTIONS	29,564.16	33,393.74	40,457.84	50,941.00	55,999.00
0011	01421	ANIMAL SERVICES	5102300	LIFE & HEALTH INSURANCE	79,371.74	106,891.18	116,142.48	123,954.00	125,824.00
0011	01421	ANIMAL SERVICES	5102400	WORKERS COMP PREMIUMS	5,747.40	4,630.28	3,684.82	3,307.00	5,723.00
0011	01421	ANIMAL SERVICES	5102500	UNEMPLOYMENT COMPENSATION	-	88.58	3,025.00	-	-
0011	01421	ANIMAL SERVICES	5303101	PROFESSIONAL SERVICES	7,092.72	11,413.26	11,350.95	9,070.00	11,070.00
0011	01421	ANIMAL SERVICES	5303152	PROF SRV-SP MSTR/ANML SVS	21,807.50	10,937.50	18,795.00	11,500.00	18,000.00
0011	01421	ANIMAL SERVICES	5303401	CONTRACTED SERVICES	4,790.25	40,426.26	4,316.32	4,000.00	4,000.00
0011	01421	ANIMAL SERVICES	5303436	CONTR SRV-TEMP LABOR	39,178.73	-	20,148.61	35,000.00	25,000.00
0011	01421	ANIMAL SERVICES	5303447	CONTR SVC-1 YR LIC	33,611.25	28,207.50	29,730.00	30,000.00	30,000.00
0011	01421	ANIMAL SERVICES	5303448	CONTR SVC-3 YR LIC	16,203.75	14,463.75	15,406.25	16,000.00	16,000.00
0011	01421	ANIMAL SERVICES	5303449	CONTR SVC-OTH LIC/FEES	108.75	120.00	157.50	125.00	125.00
0011	01421	ANIMAL SERVICES	5304001	TRAVEL & PER DIEM	796.00	-	2,199.81	1,400.00	1,400.00
0011	01421	ANIMAL SERVICES	5304101	COMM SVC,DEVICES,ACCESSR	-	539.46	2,220.62	2,604.00	2,270.00
0011	01421	ANIMAL SERVICES	5304205	POSTAGE AND FREIGHT	2,706.15	1,481.62	2,494.19	2,009.00	2,100.00
0011	01421	ANIMAL SERVICES	5304301	UTILITY SRV-ELEC/WTR/SWR	5,710.56	8,747.11	5,252.95	7,200.00	4,200.00
0011	01421	ANIMAL SERVICES	5304302	UTILITY SRV-ELECTRIC	18,336.17	17,482.93	20,619.31	18,000.00	18,000.00
0011	01421	ANIMAL SERVICES	5304304	UTILITY SRV-TRASH REMOVAL	1,730.57	1,267.90	912.73	1,607.00	1,658.00
0011	01421	ANIMAL SERVICES	5304401	RENTAL/LEASE-EQUIPMENT	1,873.75	2,741.10	2,680.14	2,500.00	2,700.00
0011	01421	ANIMAL SERVICES	5304501	INSURANCE & BONDS-PREMIUM	10,622.00	11,699.14	14,573.78	12,299.00	12,023.00
0011	01421	ANIMAL SERVICES	5304601	REPAIR/MAINT-BLDG & GRD	75.00	693.50	10,263.06	2,500.00	2,500.00
0011	01421	ANIMAL SERVICES	5304602	REPAIR/MAINT-VEHICLES	1,808.98	3,179.97	2,178.30	2,220.00	2,500.00
0011	01421	ANIMAL SERVICES	5304603	REPAIR/MAINT-EQUIPMENT	716.00	581.80	961.19	970.00	970.00
0011	01421	ANIMAL SERVICES	5304604	REPAIR/MAINT-OFFICE EQUIP	-	-	299.99	-	-
0011	01421	ANIMAL SERVICES	5304701	PRINTING & BINDING	-	8.50	61.94	179.00	70.00
0011	01421	ANIMAL SERVICES	5304801	PROMOTIONAL ACTIVITIES	-	-	810.00	-	450.00
0011	01421	ANIMAL SERVICES	5304901	ADVERTISING-LEGAL	26.90	-	-	50.00	50.00
0011	01421	ANIMAL SERVICES	5304902	ADVERTISING-OTHER	-	-	-	100.00	100.00
0011	01421	ANIMAL SERVICES	5304922	FEES/COSTS-OTHER	-	60.00	-	-	-
0011	01421	ANIMAL SERVICES	5304953	FEES/COSTS-FLT GPS TRCKNG	-	-	250.00	300.00	300.00
0011	01421	ANIMAL SERVICES	5304955	FEES/COSTS-FLT CAP RECV	-	2.50	7.74	-	-
0011	01421	ANIMAL SERVICES	5304956	FEES/COSTS-FLT FCLTY AL	-	971.39	672.80	673.00	673.00
0011	01421	ANIMAL SERVICES	5304957	FEES/COSTS-FLEET/ADMIN	465.36	466.80	942.08	800.00	636.00
0011	01421	ANIMAL SERVICES	5304959	FEES/COSTS-BANK CHARGES	1,235.24	1,143.90	1,332.71	1,283.00	1,283.00
0011	01421	ANIMAL SERVICES	5304960	FEES/COSTS-SP MSTR/FILE	1,493.50	1,877.00	624.00	2,100.00	2,000.00
0011	01421	ANIMAL SERVICES	5304965	FEES / COSTS-NEW HIRES	1,242.20	882.65	323.95	2,616.00	1,000.00
0011	01421	ANIMAL SERVICES	5304970	FEES/COSTS-T.S. CAP RECV	2,091.00	5,031.00	3,898.00	3,898.00	3,898.00
0011	01421	ANIMAL SERVICES	5305101	OFFICE SUPPLIES	1,170.04	2,511.78	2,288.03	2,500.00	2,500.00
0011	01421	ANIMAL SERVICES	5305201	OPERATING SUPPLIES	31,635.30	39,569.58	42,264.98	39,358.00	39,358.00
0011	01421	ANIMAL SERVICES	5305202	GAS, OIL & LUBRICANTS	426.48	341.42	915.13	400.00	400.00
0011	01421	ANIMAL SERVICES	5305205	CLOTHING & UNIFORM APPRL	86.40	1,259.19	709.02	1,625.00	800.00
0011	01421	ANIMAL SERVICES	5305221	OPER SUPP-CMPTR SOFTWARE	2,160.00	2,160.00	2,160.00	3,150.00	2,160.00
0011	01421	ANIMAL SERVICES	5305222	OPER SUPP-CMPTR HARDWARE	-	-	-	-	-
0011	01421	ANIMAL SERVICES	5305225	OPER SUPP-MEDICAL SUPPL'S	48,122.15	53,195.13	54,526.42	54,571.00	54,571.00
0011	01421	ANIMAL SERVICES	5305264	UNCAPZD EQUIP <\$1,000	149.99	-	-	150.00	150.00
0011	01421	ANIMAL SERVICES	5305274	UNCAP EQUIP \$1K-5K TECH	395.58	931.76	239.98	-	-
0011	01421	ANIMAL SERVICES	5305402	DUES AND MEMBERSHIPS	265.00	-	384.73	330.00	335.00
0011	01421	ANIMAL SERVICES	5305420	SUBSCRIPTIONS-ELECTRONIC	-	-	-	-	456.00
0011	01421	ANIMAL SERVICES	5305506	EDUC-TRAINING & TUITION	985.00	-	1,575.00	1,425.00	1,000.00
0011	01421	ANIMAL SERVICES	5606401	EQUIPMENT \$5,000 OR MORE	-	-	14,444.80	-	-
0011	01421	ANIMAL SERVICES	5950810	TRNSF-FLT REPLCMNT (5081)	-	25,675.00	-	-	-
	01421	Total			793,423.98	874,764.30	956,118.10	1,031,831.00	1,030,177.00
0011	01461	AQUATIC SERVICES	5101200	SALARIES & WAGES-REGULAR	76,740.40	112,816.10	115,379.33	117,931.00	32,278.00
0011	01461	AQUATIC SERVICES	5101230	SALARIES & WAGES-EMRG DIF	2.44	-	-	-	-
0011	01461	AQUATIC SERVICES	5101400	SALARIES & WAGES-OVERTIME	7.82	-	-	-	-
0011	01461	AQUATIC SERVICES	5101501	SPECIAL PAY-STIPENDS	566.25	1,001.25	270.00	254.00	58.00
0011	01461	AQUATIC SERVICES	5102100	FICA TAXES-MATCHING	5,645.33	8,423.79	8,548.48	9,041.00	2,474.00
0011	01461	AQUATIC SERVICES	5102200	RETIREMENT CONTRIBUTIONS	6,660.56	9,361.45	9,719.91	11,686.00	3,252.00
0011	01461	AQUATIC SERVICES	5102300	LIFE & HEALTH INSURANCE	12,274.63	23,358.00	23,140.00	23,298.00	5,482.00
0011	01461	AQUATIC SERVICES	5102400	WORKERS COMP PREMIUMS	3,065.89	3,484.53	2,446.61	2,235.00	991.00
0011	01461	AQUATIC SERVICES	5303401	CONTRACTED SERVICES	-	19,031.83	88,578.58	34,000.00	33,500.00
0011	01461	AQUATIC SERVICES	5303405	CONTR SRV-UNIFORMS	151.15	-	-	-	-
0011	01461	AQUATIC SERVICES	5304001	TRAVEL & PER DIEM	-	750.88	25.00	305.00	700.00
0011	01461	AQUATIC SERVICES	5304004	TRAVEL & PER DIEM-CLASS C	51.38	49.27	78.75	65.00	100.00
0011	01461	AQUATIC SERVICES	5304101	COMM SVC,DEVICES,ACCESSR	-	0.22	371.78	1,385.00	940.00

HERNANDO COUNTY BOARD OF COUNTY COMMISSIONERS
GENERAL FUND BY LINE ITEM - BUDGET

FUND	DEPT	DEPT DESCRIPTION	ACCT#	ACCT DESCRIPTION	2015-16 Actuals	2016-17 Actuals	2017-18 Actuals	Adopted 2018-19	2019-20
0011	01461	AQUATIC SERVICES	5304205	POSTAGE AND FREIGHT	76.50	35.65	17.75	100.00	100.00
0011	01461	AQUATIC SERVICES	5304401	RENTAL/LEASE-EQUIPMENT	181.57	-	-	-	-
0011	01461	AQUATIC SERVICES	5304501	INSURANCE & BONDS-PREMIUM	2,181.75	2,563.30	3,007.04	1,320.00	4,470.00
0011	01461	AQUATIC SERVICES	5304601	REPAIR/MAINT-BLDG & GRD	16.24	-	-	-	-
0011	01461	AQUATIC SERVICES	5304602	REPAIR/MAINT-VEHICLES	3,713.62	874.12	171.24	1,000.00	1,000.00
0011	01461	AQUATIC SERVICES	5304603	REPAIR/MAINT-EQUIPMENT	377.83	-	-	300.00	300.00
0011	01461	AQUATIC SERVICES	5304606	REPAIR/MAINT-SOFTWARE	-	1,098.00	1,200.00	3,300.00	2,100.00
0011	01461	AQUATIC SERVICES	5304901	ADVERTISING-LEGAL	85.74	77.40	114.90	100.00	125.00
0011	01461	AQUATIC SERVICES	5304923	FEES/COSTS-FILING FEES	175.00	175.00	212.00	175.00	175.00
0011	01461	AQUATIC SERVICES	5304924	FEES/COSTS-PERMIT APPLN	-	250.00	430.00	250.00	250.00
0011	01461	AQUATIC SERVICES	5304953	FEES/COSTS-FLT GPS TRCKNG	325.00	425.00	300.00	300.00	300.00
0011	01461	AQUATIC SERVICES	5304955	FEES/COSTS-FLT CAP RECV	273.82	3,289.14	3,296.06	3,300.00	3,290.00
0011	01461	AQUATIC SERVICES	5304956	FEES/COSTS-FLT FCLTY AL	-	-	-	217.00	215.00
0011	01461	AQUATIC SERVICES	5304957	FEES/COSTS-FLEET/ADMIN	484.85	505.70	382.72	360.00	360.00
0011	01461	AQUATIC SERVICES	5304965	FEES / COSTS-NEW HIRES	265.00	-	-	-	-
0011	01461	AQUATIC SERVICES	5304970	FEES/COSTS-T.S. CAP RECV	4,267.00	711.00	711.00	720.00	720.00
0011	01461	AQUATIC SERVICES	5305101	OFFICE SUPPLIES	428.14	131.58	29.69	150.00	100.00
0011	01461	AQUATIC SERVICES	5305201	OPERATING SUPPLIES	393.88	360.82	2,695.13	1,850.00	1,150.00
0011	01461	AQUATIC SERVICES	5305202	GAS, OIL & LUBRICANTS	461.91	1,067.77	1,306.71	1,245.00	1,450.00
0011	01461	AQUATIC SERVICES	5305205	CLOTHING & UNIFORM APPRL	-	239.95	96.00	200.00	-
0011	01461	AQUATIC SERVICES	5305206	TOOLS & SMALL IMPLEMENTS	126.50	59.98	417.86	150.00	150.00
0011	01461	AQUATIC SERVICES	5305207	SAFETY GEAR AND SUPPLIES	6.74	65.00	184.71	150.00	-
0011	01461	AQUATIC SERVICES	5305221	OPER SUPP-CMPTR SOFTWARE	9,931.33	99.00	-	-	-
0011	01461	AQUATIC SERVICES	5305222	OPER SUPP-CMPTR HARDWARE	-	-	-	-	-
0011	01461	AQUATIC SERVICES	5305263	UNCAPITALIZED IMPROVEMENT	-	283.96	14,492.15	-	-
0011	01461	AQUATIC SERVICES	5305264	UNCAPZD EQUIP <\$1,000	3,105.10	1,403.34	744.59	-	-
0011	01461	AQUATIC SERVICES	5305274	UNCAP EQUIP \$1K-5K TECH	1,191.44	171.16	-	750.00	-
0011	01461	AQUATIC SERVICES	5305310	MATERIALS-SIGNS	-	2,652.00	-	-	-
0011	01461	AQUATIC SERVICES	5305402	DUES AND MEMBERSHIPS	45.00	15.00	15.00	100.00	-
0011	01461	AQUATIC SERVICES	5305506	EDUC-TRAINING & TUITION	35.00	455.00	259.36	280.00	30.00
0011	01461	AQUATIC SERVICES	5808101	AID TO GOVT AGENCIES	-	-	89,196.04	-	-
	01461	Total			133,314.81	195,286.19	367,838.39	216,517.00	96,060.00
0011	01471	MLK COMPOUND	5303103	PROF SRV-ENGINEERING	22,937.16	87,647.04	66.89	60,000.00	-
0011	01471	MLK COMPOUND	5305263	UNCAPITALIZED IMPROVEMENT	26,560.80	-	-	-	-
	01471	Total			49,497.96	87,647.04	66.89	60,000.00	-
0011	01531	CODE ENFORCEMENT	5101200	SALARIES & WAGES-REGULAR	338,051.03	346,049.01	355,006.75	356,878.00	334,607.00
0011	01531	CODE ENFORCEMENT	5101230	SALARIES & WAGES-EMRG DIF	-	97.51	-	-	-
0011	01531	CODE ENFORCEMENT	5101400	SALARIES & WAGES-OVERTIME	-	365.56	-	200.00	200.00
0011	01531	CODE ENFORCEMENT	5102100	FICA TAXES-MATCHING	24,719.79	25,243.42	24,401.53	27,301.00	25,597.00
0011	01531	CODE ENFORCEMENT	5102200	RETIREMENT CONTRIBUTIONS	27,296.93	29,711.33	32,590.71	44,506.00	43,463.00
0011	01531	CODE ENFORCEMENT	5102300	LIFE & HEALTH INSURANCE	74,395.47	94,470.35	107,101.42	100,044.00	84,204.00
0011	01531	CODE ENFORCEMENT	5102400	WORKERS COMP PREMIUMS	14,012.68	10,319.13	2,841.34	2,473.00	4,938.00
0011	01531	CODE ENFORCEMENT	5303150	PROF SRV-SP MSTR/CODE ENF	7,945.00	10,465.00	13,492.50	12,000.00	12,000.00
0011	01531	CODE ENFORCEMENT	5303154	PROF SRV-SP MSTR/SHERIFF	10,587.50	14,455.00	15,385.00	15,000.00	15,000.00
0011	01531	CODE ENFORCEMENT	5303401	CONTRACTED SERVICES	-	138.55	224.00	1,250.00	250.00
0011	01531	CODE ENFORCEMENT	5304001	TRAVEL & PER DIEM	2,365.92	1,945.56	3,688.60	4,212.00	2,100.00
0011	01531	CODE ENFORCEMENT	5304101	COMM SVC,DEVICES,ACCESSR	739.05	2,134.69	3,381.69	3,488.00	3,512.00
0011	01531	CODE ENFORCEMENT	5304205	POSTAGE AND FREIGHT	15,008.62	21,989.94	28,152.77	17,000.00	22,000.00
0011	01531	CODE ENFORCEMENT	5304401	RENTAL/LEASE-EQUIPMENT	997.32	1,200.73	1,178.90	700.00	700.00
0011	01531	CODE ENFORCEMENT	5304405	RENTAL/LEASE-BUILDINGS	16,222.50	16,222.50	16,222.50	16,223.00	16,043.00
0011	01531	CODE ENFORCEMENT	5304501	INSURANCE & BONDS-PREMIUM	6,535.00	7,540.40	10,193.64	9,257.00	9,392.00
0011	01531	CODE ENFORCEMENT	5304602	REPAIR/MAINT-VEHICLES	6,244.13	7,311.23	11,978.06	6,900.00	4,962.00
0011	01531	CODE ENFORCEMENT	5304603	REPAIR/MAINT-EQUIPMENT	1,171.96	1,547.06	822.33	600.00	650.00
0011	01531	CODE ENFORCEMENT	5304606	REPAIR/MAINT-SOFTWARE	-	-	1,340.37	10,500.00	10,500.00
0011	01531	CODE ENFORCEMENT	5304609	REPAIR/MAINT-RADIO COSTS	-	920.00	920.00	1,000.00	1,000.00
0011	01531	CODE ENFORCEMENT	5304701	PRINTING & BINDING	2,455.44	2,602.28	4,883.31	4,650.00	4,650.00
0011	01531	CODE ENFORCEMENT	5304901	ADVERTISING-LEGAL	90.79	98.70	145.80	150.00	150.00
0011	01531	CODE ENFORCEMENT	5304923	FEES/COSTS-FILING FEES	370.00	1,100.00	790.00	1,000.00	1,000.00
0011	01531	CODE ENFORCEMENT	5304953	FEES/COSTS-FLT GPS TRCKNG	600.00	1,200.00	1,650.00	1,800.00	1,800.00
0011	01531	CODE ENFORCEMENT	5304955	FEES/COSTS-FLT CAP RECV	6,244.20	6,253.46	11,141.89	19,236.00	12,737.00
0011	01531	CODE ENFORCEMENT	5304956	FEES/COSTS-FLT FCLTY AL	-	1,452.27	1,345.60	1,301.00	1,291.00
0011	01531	CODE ENFORCEMENT	5304957	FEES/COSTS-FLEET/ADMIN	1,396.08	1,400.52	2,531.84	2,120.00	1,920.00
0011	01531	CODE ENFORCEMENT	5304959	FEES/COSTS-BANK CHARGES	877.08	865.18	871.25	750.00	2,000.00
0011	01531	CODE ENFORCEMENT	5304960	FEES/COSTS-SP MSTR/FILE	1,538.00	2,641.00	2,708.48	3,000.00	2,800.00
0011	01531	CODE ENFORCEMENT	5304965	FEES / COSTS-NEW HIRES	55.99	-	-	-	-
0011	01531	CODE ENFORCEMENT	5304970	FEES/COSTS-T.S. CAP RECV	2,642.00	901.00	901.00	498.00	498.00
0011	01531	CODE ENFORCEMENT	5304975	BAD DEBT EXPENSE ON A/R	3,913.53	347.00	20,992.04	-	400.00
0011	01531	CODE ENFORCEMENT	5305101	OFFICE SUPPLIES	2,157.16	1,611.92	2,249.04	2,300.00	2,000.00
0011	01531	CODE ENFORCEMENT	5305201	OPERATING SUPPLIES	779.50	562.16	742.85	750.00	500.00
0011	01531	CODE ENFORCEMENT	5305202	GAS, OIL & LUBRICANTS	9,047.80	9,851.35	10,394.16	12,735.00	11,000.00
0011	01531	CODE ENFORCEMENT	5305205	CLOTHING & UNIFORM APPRL	1,588.85	2,014.81	2,029.47	1,660.00	1,327.00
0011	01531	CODE ENFORCEMENT	5305221	OPER SUPP-CMPTR SOFTWARE	311.00	-	-	-	3,300.00
0011	01531	CODE ENFORCEMENT	5305264	UNCAPZD EQUIP <\$1,000	16,512.28	-	2,418.39	-	-
0011	01531	CODE ENFORCEMENT	5305274	UNCAP EQUIP \$1K-5K TECH	804.00	1,122.13	210.98	-	-

HERNANDO COUNTY BOARD OF COUNTY COMMISSIONERS
GENERAL FUND BY LINE ITEM - BUDGET

FUND	DEPT	DEPT DESCRIPTION	ACCT#	ACCT DESCRIPTION	2015-16 Actuals	2016-17 Actuals	2017-18 Actuals	Adopted 2018-19	2019-20
0011	01531	CODE ENFORCEMENT	5305402	DUES AND MEMBERSHIPS	315.00	295.00	550.12	350.00	300.00
0011	01531	CODE ENFORCEMENT	5305506	EDUC-TRAINING & TUITION	7,142.05	1,125.00	2,565.00	3,250.00	1,185.00
0011	01531	CODE ENFORCEMENT	5305510	EDUC-TUITION REIMBURSEMENT	-	-	-	3,000.00	-
0011	01531	CODE ENFORCEMENT	5606401	EQUIPMENT \$5,000 OR MORE	12,356.29	-	-	-	-
0011	01531	CODE ENFORCEMENT	5606402	EQUIP-TECHNOLOGY > \$5,000	1,689.23	10,366.95	-	-	-
	01531	Total			619,179.17	637,937.70	698,043.33	688,082.00	639,976.00
0011	01551	ECONOMIC INCENTIVE	5808230	AID-QUAL TRGT INDSTRY PG	-	-	-	-	-
0011	01551	ECONOMIC INCENTIVE	5808231	AID-BLDG PRMT FEE MIT	-	-	-	-	142,000.00
0011	01551	ECONOMIC INCENTIVE	5808233	AID-JOB CREATION INCENTI	-	-	-	-	154,200.00
0011	01551	ECONOMIC INCENTIVE	5808237	AID-EC DEV HGH IMP INCNTV	-	-	-	-	84,000.00
	01551	Total			-	-	-	-	380,200.00
0011	01561	UNSAFE BUILDINGS	5304205	POSTAGE AND FREIGHT	-	18.71	32.60	-	-
0011	01561	UNSAFE BUILDINGS	5304918	OPER EXP-BLDG DEMOLITIONS	235,743.40	42,566.00	170,750.50	-	-
0011	01561	UNSAFE BUILDINGS	5304936	FEES/COSTS-TC COMMISSN	-	1,157.98	1,026.06	-	-
0011	01561	UNSAFE BUILDINGS	5304940	FEES/COSTS-PROP APPRSR	-	1,689.80	3,381.40	-	-
	01561	Total			235,743.40	45,432.49	175,190.56	-	-
0011	01701	FACILITIES MAINTENANCE	5101200	SALARIES & WAGES-REGULAR	1,081,328.46	1,092,065.60	1,045,147.86	1,223,744.00	1,189,626.00
0011	01701	FACILITIES MAINTENANCE	5101220	SALARIES & WAGES-ON CALL	8,171.50	8,121.00	9,636.00	12,197.00	12,197.00
0011	01701	FACILITIES MAINTENANCE	5101230	SALARIES & WAGES-EMRG DIF	50.28	577.16	-	-	-
0011	01701	FACILITIES MAINTENANCE	5101400	SALARIES & WAGES-OVERTIME	10,232.30	13,334.87	58,162.03	29,400.00	9,000.00
0011	01701	FACILITIES MAINTENANCE	5101500	SPECIAL PAY-INCENTIVE	12.38	66.00	12.37	-	-
0011	01701	FACILITIES MAINTENANCE	5101501	SPECIAL PAY-STIPENDS	9,424.50	9,582.25	2,529.50	2,030.00	1,885.00
0011	01701	FACILITIES MAINTENANCE	5102100	FICA TAXES-MATCHING	80,080.61	79,690.59	80,879.13	93,772.00	91,151.00
0011	01701	FACILITIES MAINTENANCE	5102200	RETIREMENT CONTRIBUTIONS	93,175.58	98,679.36	99,780.82	151,135.00	140,100.00
0011	01701	FACILITIES MAINTENANCE	5102300	LIFE & HEALTH INSURANCE	321,121.54	360,371.60	369,475.12	443,628.00	442,942.00
0011	01701	FACILITIES MAINTENANCE	5102400	WORKERS COMP PREMIUMS	41,448.78	32,534.70	21,838.19	24,128.00	35,526.00
0011	01701	FACILITIES MAINTENANCE	5102500	UNEMPLOYMENT COMPENSATION	252.72	664.87	-	-	-
0011	01701	FACILITIES MAINTENANCE	5303101	PROFESSIONAL SERVICES	10,473.12	1,250.00	-	-	-
0011	01701	FACILITIES MAINTENANCE	5303401	CONTRACTED SERVICES	113,720.00	61,176.53	59,444.75	82,626.00	69,548.00
0011	01701	FACILITIES MAINTENANCE	5303410	CONTR SRV-JANITORIAL/PEST	7,707.33	9,638.23	6,625.23	14,232.00	7,111.00
0011	01701	FACILITIES MAINTENANCE	5303413	CONTR SRV-MOWING	17,088.00	17,088.00	22,507.20	32,106.00	32,106.00
0011	01701	FACILITIES MAINTENANCE	5303436	CONTR SRV-TEMP LABOR	64,549.05	78,904.77	87,730.41	-	-
0011	01701	FACILITIES MAINTENANCE	5303496	CONTR SRV-JAIL	8,053.00	8,303.75	7,896.25	9,794.00	10,304.00
0011	01701	FACILITIES MAINTENANCE	5303497	CONTR SRV-PEST CTRL-JAIL	1,762.80	936.00	936.00	983.00	936.00
0011	01701	FACILITIES MAINTENANCE	5304001	TRAVEL & PER DIEM	446.96	314.95	33.98	300.00	300.00
0011	01701	FACILITIES MAINTENANCE	5304004	TRAVEL & PER DIEM-CLASS C	-	-	-	-	-
0011	01701	FACILITIES MAINTENANCE	5304101	COMM SVC,DEVICES,ACCESSR	310.32	402.43	11,113.13	16,440.00	16,524.00
0011	01701	FACILITIES MAINTENANCE	5304205	POSTAGE AND FREIGHT	62.41	44.22	26.26	100.00	100.00
0011	01701	FACILITIES MAINTENANCE	5304301	UTILITY SRV-ELEC/WTR/SWR	444,011.89	447,480.27	474,895.71	521,000.00	510,000.00
0011	01701	FACILITIES MAINTENANCE	5304303	UTILITY SRV-WTR,SWR,LPGAS	29,770.38	37,199.61	47,113.29	35,000.00	35,000.00
0011	01701	FACILITIES MAINTENANCE	5304304	UTILITY SRV-TRASH REMOVAL	3,918.60	4,352.88	4,221.44	6,261.00	6,449.00
0011	01701	FACILITIES MAINTENANCE	5304401	RENTAL/LEASE-EQUIPMENT	-	-	-	1,125.00	1,125.00
0011	01701	FACILITIES MAINTENANCE	5304405	RENTAL/LEASE-BUILDINGS	-	-	15,027.64	105,804.00	117,804.00
0011	01701	FACILITIES MAINTENANCE	5304501	INSURANCE & BONDS-PREMIUM	24,204.13	36,031.49	25,947.32	35,485.00	30,000.00
0011	01701	FACILITIES MAINTENANCE	5304601	REPAIR/MAINT-BLDG & GRD	287,519.06	136,713.31	286,413.20	415,000.00	500,000.00
0011	01701	FACILITIES MAINTENANCE	5304602	REPAIR/MAINT-VEHICLES	17,160.10	14,060.61	25,185.10	13,625.00	15,987.00
0011	01701	FACILITIES MAINTENANCE	5304603	REPAIR/MAINT-EQUIPMENT	7,883.36	8,045.15	10,005.85	5,000.00	5,000.00
0011	01701	FACILITIES MAINTENANCE	5304606	REPAIR/MAINT-SOFTWARE	5,408.62	5,502.35	3,101.66	6,169.00	7,010.00
0011	01701	FACILITIES MAINTENANCE	5304609	REPAIR/MAINT-RADIO COSTS	-	748.00	748.00	748.00	748.00
0011	01701	FACILITIES MAINTENANCE	5304631	REPAIR/MAINT-JAIL	51,247.98	85,846.40	84,231.45	60,000.00	75,000.00
0011	01701	FACILITIES MAINTENANCE	5304902	ADVERTISING-OTHER	182.90	-	117.00	140.00	140.00
0011	01701	FACILITIES MAINTENANCE	5304920	OPER EXP-TAXES	42,090.73	45,960.16	50,906.44	60,900.00	64,698.00
0011	01701	FACILITIES MAINTENANCE	5304924	FEES/COSTS-PERMIT APPLN	1,372.56	1,075.00	1,281.00	1,686.00	1,581.00
0011	01701	FACILITIES MAINTENANCE	5304953	FEES/COSTS-FLT GPS TRCKNG	600.00	825.00	1,425.00	4,800.00	3,300.00
0011	01701	FACILITIES MAINTENANCE	5304955	FEES/COSTS-FLT CAP RECV	10,594.32	14,281.64	21,533.29	26,795.00	51,423.00
0011	01701	FACILITIES MAINTENANCE	5304956	FEES/COSTS-FLT FCLTY AL	-	5,504.57	3,812.53	3,685.00	3,657.00
0011	01701	FACILITIES MAINTENANCE	5304957	FEES/COSTS-FLEET/ADMIN	4,110.68	3,909.65	6,123.52	5,653.00	5,121.00
0011	01701	FACILITIES MAINTENANCE	5304965	FEES / COSTS-NEW HIRES	629.70	1,070.08	614.25	-	152.00
0011	01701	FACILITIES MAINTENANCE	5304970	FEES/COSTS-T.S. CAP RECV	3,956.00	3,956.00	3,956.00	3,956.00	7,560.00
0011	01701	FACILITIES MAINTENANCE	5305101	OFFICE SUPPLIES	3,194.31	2,340.86	1,918.84	2,500.00	2,500.00
0011	01701	FACILITIES MAINTENANCE	5305201	OPERATING SUPPLIES	24,564.93	20,880.92	24,839.32	25,000.00	25,000.00
0011	01701	FACILITIES MAINTENANCE	5305202	GAS, OIL & LUBRICANTS	21,549.55	29,791.50	23,302.13	31,905.00	29,989.00
0011	01701	FACILITIES MAINTENANCE	5305205	CLOTHING & UNIFORM APPRL	3,553.09	2,883.82	854.75	5,000.00	4,000.00
0011	01701	FACILITIES MAINTENANCE	5305209	JANITORIAL SUPPLIES	15,395.08	18,809.56	25,596.74	22,000.00	18,500.00
0011	01701	FACILITIES MAINTENANCE	5305216	INSECTICIDES & PESTICIDES	312.35	-	212.96	300.00	300.00
0011	01701	FACILITIES MAINTENANCE	5305264	UNCAPZD EQUIP <\$1,000	-	-	948.98	750.00	6,250.00
0011	01701	FACILITIES MAINTENANCE	5305265	UNCAPZD EQUIP \$1000-\$4999	-	-	-	-	-
0011	01701	FACILITIES MAINTENANCE	5305274	UNCAP EQUIP \$1K-5K TECH	606.45	1,012.49	3,395.35	500.00	-
0011	01701	FACILITIES MAINTENANCE	5305506	EDUC-TRAINING & TUITION	70.00	110.00	597.55	900.00	300.00
0011	01701	FACILITIES MAINTENANCE	5606201	BLDGS-CONSTN AND/OR IMP	76,315.00	-	-	-	355,000.00
	01701	Total			2,949,693.41	2,802,138.20	3,032,100.54	3,538,302.00	3,942,950.00
0011	01703	CHINSEGUT HILL FACILITIES	5303101	PROFESSIONAL SERVICES	-	-	750.00	6,000.00	-
0011	01703	CHINSEGUT HILL FACILITIES	5303401	CONTRACTED SERVICES	-	-	1,685.00	2,815.00	50,000.00
0011	01703	CHINSEGUT HILL FACILITIES	5303410	CONTR SRV-JANITORIAL/PEST	-	-	1,632.00	2,405.00	679.00

HERNANDO COUNTY BOARD OF COUNTY COMMISSIONERS
GENERAL FUND BY LINE ITEM - BUDGET

FUND	DEPT	DEPT DESCRIPTION	ACCT#	ACCT DESCRIPTION	2015-16 Actuals	2016-17 Actuals	2017-18 Actuals	Adopted 2018-19	2019-20
0011	01703	CHINSEGUT HILL FACILITIES	5303413	CONTR SRV-MOWING	-	-	-	4,236.00	5,040.00
0011	01703	CHINSEGUT HILL FACILITIES	5304301	UTILITY SRV-ELEC/WTR/SWR	-	-	-	-	25,000.00
0011	01703	CHINSEGUT HILL FACILITIES	5304304	UTILITY SRV-TRASH REMOVAL	-	-	-	-	-
0011	01703	CHINSEGUT HILL FACILITIES	5304501	INSURANCE & BONDS-PREMIUM	-	-	-	40,000.00	40,000.00
0011	01703	CHINSEGUT HILL FACILITIES	5304601	REPAIR/MAINT-BLDG & GRD	-	-	24,096.07	23,890.00	23,000.00
0011	01703	CHINSEGUT HILL	5304920	OPER EXP-TAXES	-	-	-	2,100.00	-
0011	01703	CHINSEGUT HILL FACILITIES	5304924	FEES/COSTS-PERMIT APPLN	-	-	-	50.00	50.00
0011	01703	CHINSEGUT HILL	5606201	BLDGS-CONSTN AND/OR IMP	-	-	-	50,000.00	75,000.00
0011	01703	CHINSEGUT HILL FACILITIES	5606301	IMPROV (GRTR THAN 10,000)	-	-	-	50,000.00	-
	01703	Total			-	-	28,163.07	181,496.00	218,769.00
0011	01721	SPACE NEEDS	5305262	UNCAPITALIZED BLDG	-	-	63,239.28	-	-
0011	01721	SPACE NEEDS	5606301	IMPROV (GRTR THAN 10,000)	-	-	-	-	-
	01721	Total			-	-	63,239.28	-	-
0011	01731	AIRPORT/IND PARK TRANSFER	5303401	CONTRACTED SERVICES	-	-	-	9,460.00	-
0011	01731	AIRPORT/IND PARK TRANSFER	5304410	RENTAL/LEASE-NAT'L GUARD	64,640.00	64,640.00	64,640.00	64,640.00	64,640.00
0011	01731	AIRPORT/IND PARK TRANSFER	5304412	RENTAL/LEASE-SHRIF HANGAR	5,450.00	5,450.00	5,450.00	5,350.00	5,450.00
	01731	Total			70,090.00	70,090.00	70,090.00	79,450.00	70,090.00
0011	01751	PLANNING	5101200	SALARIES & WAGES-REGULAR	428,662.43	417,986.45	439,118.36	449,069.00	404,988.00
0011	01751	PLANNING	5101230	SALARIES & WAGES-EMRG DIF	0.51	0.93	-	-	-
0011	01751	PLANNING	5101400	SALARIES & WAGES-OVERTIME	1.45	319.00	-	-	-
0011	01751	PLANNING	5101501	SPECIAL PAY-STIPENDS	26.00	97.50	108.75	145.00	145.00
0011	01751	PLANNING	5102100	FICA TAXES-MATCHING	32,080.54	31,122.34	32,617.40	34,365.00	30,993.00
0011	01751	PLANNING	5102200	RETIREMENT CONTRIBUTIONS	49,953.87	49,191.17	52,520.21	63,125.00	65,719.00
0011	01751	PLANNING	5102300	LIFE & HEALTH INSURANCE	69,656.58	77,902.36	81,559.68	85,307.00	70,853.00
0011	01751	PLANNING	5102400	WORKERS COMP PREMIUMS	1,157.23	823.68	436.45	374.00	524.00
0011	01751	PLANNING	5303107	PROF SRV-CONSULTING	-	5,000.00	1,375.00	5,000.00	5,000.00
0011	01751	PLANNING	5303401	CONTRACTED SERVICES	57,193.00	57,759.00	54,633.56	57,675.00	60,904.00
0011	01751	PLANNING	5304001	TRAVEL & PER DIEM	1,808.22	735.32	1,527.58	3,000.00	2,000.00
0011	01751	PLANNING	5304004	TRAVEL & PER DIEM-CLASS C	-	9.75	-	300.00	100.00
0011	01751	PLANNING	5304205	POSTAGE AND FREIGHT	2,503.03	3,601.27	3,006.28	2,200.00	3,500.00
0011	01751	PLANNING	5304401	RENTAL/LEASE-EQUIPMENT	1,574.70	1,374.48	1,374.48	1,392.00	1,428.00
0011	01751	PLANNING	5304501	INSURANCE & BONDS-PREMIUM	3,242.50	2,607.06	2,851.04	3,657.00	3,700.00
0011	01751	PLANNING	5304602	REPAIR/MAINT-VEHICLES	1,410.58	13.15	42.55	300.00	280.00
0011	01751	PLANNING	5304606	REPAIR/MAINT-SOFTWARE	1,015.00	1,195.00	1,540.00	1,540.00	1,000.00
0011	01751	PLANNING	5304701	PRINTING & BINDING	2,249.05	3,790.07	3,450.35	4,000.00	4,000.00
0011	01751	PLANNING	5304901	ADVERTISING-LEGAL	1,696.74	2,160.39	1,812.08	2,600.00	2,500.00
0011	01751	PLANNING	5304922	FEES/COSTS-OTHER	70.00	362.04	10.00	250.00	-
0011	01751	PLANNING	5304953	FEES/COSTS-FLT GPS TRCKNG	-	-	-	-	300.00
0011	01751	PLANNING	5304955	FEES/COSTS-FLT CAP RECV	3,354.96	3,357.04	3,361.41	3,360.00	3,360.00
0011	01751	PLANNING	5304956	FEES/COSTS-FLT FLCTY AL	-	323.80	224.27	217.00	217.00
0011	01751	PLANNING	5304957	FEES/COSTS-FLEET/ADMIN	252.07	233.40	353.28	360.00	240.00
0011	01751	PLANNING	5304965	FEES / COSTS-NEW HIRES	16.25	268.60	134.00	-	-
0011	01751	PLANNING	5304970	FEES/COSTS-T.S. CAP RECV	4,793.00	4,793.00	4,793.00	5,000.00	5,554.00
0011	01751	PLANNING	5305101	OFFICE SUPPLIES	5,791.98	5,375.62	3,198.23	5,500.00	4,500.00
0011	01751	PLANNING	5305201	OPERATING SUPPLIES	-	3,486.57	-	-	-
0011	01751	PLANNING	5305202	GAS, OIL & LUBRICANTS	78.52	606.20	463.92	849.00	780.00
0011	01751	PLANNING	5305221	OPER SUPP-CMPTR SOFTWARE	-	1,027.66	1,288.00	948.00	-
0011	01751	PLANNING	5305264	UNCAPZD EQUIP <\$1,000	828.91	4,922.84	-	-	-
0011	01751	PLANNING	5305274	UNCAP EQUIP \$1K-5K TECH	-	3,379.93	-	980.00	-
0011	01751	PLANNING	5305402	DUES AND MEMBERSHIPS	928.00	747.00	719.00	1,058.00	800.00
0011	01751	PLANNING	5305506	EDUC-TRAINING & TUITION	880.00	375.00	735.00	1,000.00	1,000.00
0011	01751	PLANNING	5606401	EQUIPMENT \$5,000 OR MORE	-	100.72	-	-	-
	01751	Total			671,225.12	685,048.34	693,253.88	733,571.00	674,385.00
0011	01771	BUSINESS DEVELOPMENT	5101200	SALARIES & WAGES-REGULAR	123,218.38	126,614.39	132,973.06	137,999.00	58,874.00
0011	01771	BUSINESS DEVELOPMENT	5101501	SPECIAL PAY-STIPENDS	229.50	93.75	-	-	-
0011	01771	BUSINESS DEVELOPMENT	5102100	FICA TAXES-MATCHING	7,622.50	7,879.01	8,189.79	8,885.00	4,504.00
0011	01771	BUSINESS DEVELOPMENT	5102200	RETIREMENT CONTRIBUTIONS	19,065.30	20,095.93	22,009.00	28,763.00	5,465.00
0011	01771	BUSINESS DEVELOPMENT	5102300	LIFE & HEALTH INSURANCE	12,037.45	13,853.54	14,013.31	13,937.00	4,675.00
0011	01771	BUSINESS DEVELOPMENT	5102400	WORKERS COMP PREMIUMS	281.45	200.43	109.47	137.00	70.00
0011	01771	BUSINESS DEVELOPMENT	5303414	CONTR SRV-SMALL BUS INITV	-	-	-	15,000.00	15,450.00
0011	01771	BUSINESS DEVELOPMENT	5304001	TRAVEL & PER DIEM	7,216.52	11,509.05	11,148.62	11,500.00	14,500.00
0011	01771	BUSINESS DEVELOPMENT	5304004	TRAVEL & PER DIEM-CLASS C	-	-	3.90	-	-
0011	01771	BUSINESS DEVELOPMENT	5304205	POSTAGE AND FREIGHT	212.88	2,164.09	132.93	500.00	500.00
0011	01771	BUSINESS DEVELOPMENT	5304405	RENTAL/LEASE-BUILDINGS	6,324.04	5,534.04	7,024.04	5,385.00	-
0011	01771	BUSINESS DEVELOPMENT	5304501	INSURANCE & BONDS-PREMIUM	1,933.00	2,102.00	2,344.00	2,530.00	2,530.00
0011	01771	BUSINESS DEVELOPMENT	5304601	REPAIR/MAINT-BLDG & GRD	2,545.50	3,211.94	1,671.46	2,000.00	-
0011	01771	BUSINESS DEVELOPMENT	5304701	PRINTING & BINDING	34.72	189.50	186.87	500.00	1,500.00
0011	01771	BUSINESS DEVELOPMENT	5304801	PROMOTIONAL ACTIVITIES	52,142.15	51,593.28	53,472.89	52,000.00	47,860.00
0011	01771	BUSINESS DEVELOPMENT	5304902	ADVERTISING-OTHER	7,565.00	1,636.00	2,623.52	5,000.00	5,000.00
0011	01771	BUSINESS DEVELOPMENT	5304923	FEES/COSTS-FILING FEES	(78.00)	-	-	-	-
0011	01771	BUSINESS DEVELOPMENT	5304970	FEES/COSTS-T.S. CAP RECV	581.00	884.00	884.00	884.00	884.00
0011	01771	BUSINESS DEVELOPMENT	5305101	OFFICE SUPPLIES	569.23	465.10	603.05	900.00	900.00
0011	01771	BUSINESS DEVELOPMENT	5305201	OPERATING SUPPLIES	1,349.73	926.60	1,399.09	1,000.00	1,000.00
0011	01771	BUSINESS DEVELOPMENT	5305221	OPER SUPP-CMPTR SOFTWARE	622.00	160.00	-	-	-

HERNANDO COUNTY BOARD OF COUNTY COMMISSIONERS
GENERAL FUND BY LINE ITEM - BUDGET

FUND	DEPT	DEPT DESCRIPTION	ACCT#	ACCT DESCRIPTION	2015-16 Actuals	2016-17 Actuals	2017-18 Actuals	Adopted 2018-19	2019-20
0011	01771	BUSINESS DEVELOPMENT	5305274	UNCAP EQUIP \$1K-5K TECH	272.54	-	-	-	-
0011	01771	BUSINESS DEVELOPMENT	5305401	BOOKS/PUBLICATIONS/SUBSCR	808.61	-	48.75	150.00	150.00
0011	01771	BUSINESS DEVELOPMENT	5305402	DUES AND MEMBERSHIPS	12,031.43	1,845.00	1,750.00	5,695.00	5,750.00
0011	01771	BUSINESS DEVELOPMENT	5305506	EDUC-TRAINING & TUITION	684.84	-	750.00	595.00	595.00
	01771	Total			257,269.77	250,957.65	261,337.75	293,360.00	170,207.00
0011	01791	MASS TRANSIT SYSTEM	5101200	SALARIES & WAGES-REGULAR	-	-	-	-	-
0011	01791	MASS TRANSIT SYSTEM	5102100	FICA TAXES-MATCHING	-	(0.01)	-	-	-
0011	01791	MASS TRANSIT SYSTEM	5102200	RETIREMENT CONTRIBUTIONS	-	(0.01)	-	-	-
0011	01791	MASS TRANSIT SYSTEM	5102300	LIFE & HEALTH INSURANCE	-	-	-	-	-
0011	01791	MASS TRANSIT SYSTEM	5102400	WORKERS COMP PREMIUMS	-	(0.01)	-	-	-
0011	01791	MASS TRANSIT SYSTEM	5303103	PROF SRV-ENGINEERING	5,085.00	-	-	-	-
0011	01791	MASS TRANSIT SYSTEM	5303445	CONTR SRV-TRANSIT	1,265.68	1,227.94	1,227.94	5,000.00	2,000.00
0011	01791	MASS TRANSIT SYSTEM	5304001	TRAVEL & PER DIEM	350.42	481.28	335.53	-	250.00
0011	01791	MASS TRANSIT SYSTEM	5304004	TRAVEL & PER DIEM-CLASS C	61.75	95.83	39.00	200.00	100.00
0011	01791	MASS TRANSIT SYSTEM	5304602	REPAIR/MAINT-VEHICLES	6.80	3.78	2,535.00	-	-
0011	01791	MASS TRANSIT SYSTEM	5304922	FEES/COSTS-OTHER	-	-	20.00	-	-
0011	01791	MASS TRANSIT SYSTEM	5304956	FEES/COSTS-FLT FCLTY AL	-	6,309.23	4,933.86	3,902.00	5,000.00
0011	01791	MASS TRANSIT SYSTEM	5305201	OPERATING SUPPLIES	1,963.71	1,715.00	-	-	-
0011	01791	MASS TRANSIT SYSTEM	5305264	UNCAPZD EQUIP <\$1,000	-	720.00	-	-	-
0011	01791	MASS TRANSIT SYSTEM	5305402	DUES AND MEMBERSHIPS	764.00	764.00	-	800.00	800.00
0011	01791	MASS TRANSIT SYSTEM	5606201	BLDGS-CONSTN AND/OR IMP	-	2,897.92	-	-	-
0011	01791	MASS TRANSIT SYSTEM	5606303	IMPROV-TRANSIT ROUTES	-	13,478.70	-	-	-
	01791	Total			9,497.36	27,693.65	9,091.33	9,902.00	8,150.00
0011	01801	VETERAN'S SERVICES	5101200	SALARIES & WAGES-REGULAR	114,415.70	108,879.60	102,759.21	107,143.00	112,784.00
0011	01801	VETERAN'S SERVICES	5101230	SALARIES & WAGES-EMRG DIF	-	24.00	-	-	-
0011	01801	VETERAN'S SERVICES	5101400	SALARIES & WAGES-OVERTIME	54.85	238.68	-	-	-
0011	01801	VETERAN'S SERVICES	5102100	FICA TAXES-MATCHING	9,250.13	8,892.52	8,056.71	8,196.00	8,628.00
0011	01801	VETERAN'S SERVICES	5102200	RETIREMENT CONTRIBUTIONS	8,399.20	8,323.89	8,239.52	11,193.00	12,139.00
0011	01801	VETERAN'S SERVICES	5102300	LIFE & HEALTH INSURANCE	12,861.30	19,340.50	28,368.00	28,368.00	28,368.00
0011	01801	VETERAN'S SERVICES	5102400	WORKERS COMP PREMIUMS	309.17	214.69	102.18	95.00	155.00
0011	01801	VETERAN'S SERVICES	5303401	CONTRACTED SERVICES	700.00	1,450.00	588.83	-	750.00
0011	01801	VETERAN'S SERVICES	5304001	TRAVEL & PER DIEM	1,701.63	1,155.51	1,283.48	-	1,300.00
0011	01801	VETERAN'S SERVICES	5304004	TRAVEL & PER DIEM-CLASS C	112.00	103.00	-	-	-
0011	01801	VETERAN'S SERVICES	5304205	POSTAGE AND FREIGHT	176.24	153.15	107.35	200.00	150.00
0011	01801	VETERAN'S SERVICES	5304401	RENTAL/LEASE-EQUIPMENT	1,625.19	1,529.79	1,523.05	2,500.00	2,016.00
0011	01801	VETERAN'S SERVICES	5304405	RENTAL/LEASE-BUILDINGS	-	-	5,000.00	5,000.00	5,304.00
0011	01801	VETERAN'S SERVICES	5304501	INSURANCE & BONDS-PREMIUM	-	-	-	20.00	20.00
0011	01801	VETERAN'S SERVICES	5304601	REPAIR/MAINT-BLDG & GRD	-	-	78.99	-	-
0011	01801	VETERAN'S SERVICES	5304965	FEES / COSTS-NEW HIRES	-	82.50	-	-	-
0011	01801	VETERAN'S SERVICES	5304970	FEES/COSTS-T.S. CAP RECV	1,429.00	1,429.00	1,447.00	-	1,447.00
0011	01801	VETERAN'S SERVICES	5305101	OFFICE SUPPLIES	569.11	429.71	438.05	400.00	450.00
0011	01801	VETERAN'S SERVICES	5305274	UNCAP EQUIP \$1K-5K TECH	303.98	-	-	-	-
0011	01801	VETERAN'S SERVICES	5305402	DUES AND MEMBERSHIPS	120.00	160.00	80.00	80.00	80.00
0011	01801	VETERAN'S SERVICES	5305506	EDUC-TRAINING & TUITION	480.00	-	320.00	320.00	320.00
	01801	Total			152,507.50	152,406.54	158,392.37	163,515.00	173,911.00
0011	01901	PROPERTY APPRAISER	5909181	FEES & COST-PROP APPRAISR	2,203,962.00	2,271,128.00	2,282,189.00	2,429,883.00	2,356,780.00
0011	01901	PROPERTY APPRAISER	5909190	FEES & COST-PR APP-ADDRSS	117,069.00	128,943.00	123,003.00	130,654.00	121,358.00
	01901	Total			2,321,031.00	2,400,071.00	2,405,192.00	2,560,537.00	2,504,633.00
0011	01921	TAX COLLECTOR	5304205	POSTAGE AND FREIGHT	12,251.04	12,110.15	11,059.82	12,500.00	12,500.00
0011	01921	TAX COLLECTOR	5304936	FEES/COSTS-TC COMMISSN	2,204,446.19	2,192,397.00	2,276,639.78	2,412,000.00	2,683,000.00
0011	01921	TAX COLLECTOR	5305202	GAS, OIL & LUBRICANTS	-	-	-	-	-
	01921	Total			2,216,697.23	2,204,507.15	2,287,699.60	2,424,500.00	2,695,500.00
0011	01951	CLERK OF CIRCUIT COURT	5909183	FEES & COST-CLERK	1,912,300.00	2,291,980.00	2,150,000.00	2,198,986.00	2,356,780.00
0011	01951	CLERK-BCC TECHNOLOGY SVCS	5909194	FEES & COST-CLERK	-	-	-	-	2,553,606.00
	01951	Total			1,912,300.00	2,291,980.00	2,150,000.00	2,198,986.00	4,910,386.00
0011	01981	SUPERVISOR OF ELECTIONS	5909189	FEES & COST-SUP OF ELECT	1,247,539.00	1,441,722.00	1,196,256.00	1,361,074.00	1,730,994.00
	01981	Total			1,247,539.00	1,441,722.00	1,196,256.00	1,361,074.00	1,730,994.00
0011	02051	SHERIFF	5909185	FEES & COST-SHERIFF	31,019,366.00	33,030,941.00	35,676,101.00	36,272,794.00	41,887,927.00
0011	02051	SHERIFF	5909192	FEES & COSTS-JAIL OPERATE	11,898,880.00	12,311,148.00	12,892,711.00	13,579,616.00	14,399,612.00
	02051	Total			42,918,246.00	45,342,089.00	48,568,812.00	49,852,410.00	56,287,539.00
0011	02091	JAIL MEDICAL/OTHER	5303101	PROFESSIONAL SERVICES	283,881.98	285,406.20	245,861.77	350,000.00	350,000.00
0011	02091	JAIL MEDICAL/OTHER	5304501	INSURANCE & BONDS-PREMIUM	30.00	187.00	190.00	-	200.00
	02091	Total			283,911.98	285,593.20	246,051.77	350,000.00	350,200.00
0011	02092	DEPT OF JUVENILE JUSTICE	5303401	CONTRACTED SERVICES	620,969.42	315,815.37	323,609.85	320,000.00	481,492.00
	02092	Total			620,969.42	315,815.37	323,609.85	320,000.00	481,492.00
0011	02380	MEDICAL EXAMINER	5303101	PROFESSIONAL SERVICES	452,093.76	444,124.00	459,559.44	468,911.00	482,978.00
	02380	Total			452,093.76	444,124.00	459,559.44	468,911.00	482,978.00
0011	02391	GUARDIAN AD LITEM PROGRAM	5304101	COMM SVC,DEVICES,ACCESSR	564.63	678.45	3,057.61	4,260.00	4,320.00
0011	02391	GUARDIAN AD LITEM PROGRAM	5304501	INSURANCE & BONDS-PREMIUM	7.00	7.00	8.00	10.00	10.00
0011	02391	GUARDIAN AD LITEM PROGRAM	5304603	REPAIR/MAINT-EQUIPMENT	-	-	249.00	300.00	300.00
	02391	Total			571.63	685.45	3,314.61	4,570.00	4,630.00
0011	02393	PUBLIC DEFENDER-ARTICLE V	5303401	CONTRACTED SERVICES	-	-	-	3,300.00	-
0011	02393	PUBLIC DEFENDER-ARTICLE V	5304101	COMM SVC,DEVICES,ACCESSR	1,959.39	1,730.04	2,136.68	2,580.00	2,380.00
0011	02393	PUBLIC DEFENDER-ARTICLE V	5304501	INSURANCE & BONDS-PREMIUM	18.00	20.00	22.00	25.00	25.00

HERNANDO COUNTY BOARD OF COUNTY COMMISSIONERS
GENERAL FUND BY LINE ITEM - BUDGET

FUND	DEPT	DEPT DESCRIPTION	ACCT#	ACCT DESCRIPTION	2015-16 Actuals	2016-17 Actuals	2017-18 Actuals	Adopted 2018-19	2019-20
	02393	Total			1,977.39	1,750.04	2,158.68	5,905.00	2,405.00
0011	02394	STATE ATTORNEY-ARTICLE V	5303401	CONTRACTED SERVICES	-	152.50	-	470.00	519.00
0011	02394	STATE ATTORNEY-ARTICLE V	5304101	COMM SVC,DEVICES,ACCESSR	-	236.50	1,067.88	2,076.00	2,076.00
0011	02394	STATE ATTORNEY-ARTICLE V	5304302	UTILITY SRV-ELECTRIC	215.31	393.00	330.82	300.00	420.00
0011	02394	STATE ATTORNEY-ARTICLE V	5304405	RENTAL/LEASE-BUILDINGS	2,400.00	7,272.00	7,471.62	7,640.00	7,870.00
0011	02394	STATE ATTORNEY-ARTICLE V	5304501	INSURANCE & BONDS-PREMIUM	15.00	24.00	39.00	50.00	50.00
	02394	Total			2,630.31	8,078.00	8,909.32	10,536.00	10,935.00
0011	02395	COURT SYSTEM-ARTICLE V	5304001	TRAVEL & PER DIEM	-	-	-	1,000.00	1,000.00
0011	02395	COURT SYSTEM-ARTICLE V	5304101	COMM SVC,DEVICES,ACCESSR	13,836.71	15,160.52	14,914.91	20,600.00	18,000.00
0011	02395	COURT SYSTEM-ARTICLE V	5304501	INSURANCE & BONDS-PREMIUM	27.00	29.00	41.00	50.00	40.00
0011	02395	COURT SYSTEM-ARTICLE V	5305101	OFFICE SUPPLIES	-	-	-	500.00	500.00
0011	02395	COURT SYSTEM-ARTICLE V	5305201	OPERATING SUPPLIES	-	-	-	500.00	500.00
0011	02395	COURT SYSTEM-ARTICLE V	5305506	EDUC-TRAINING & TUITION	-	-	-	1,000.00	1,200.00
	02395	Total			13,863.71	15,189.52	14,955.91	23,650.00	21,240.00
0011	02401	EMERGENCY MANAGEMENT	5101200	SALARIES & WAGES-REGULAR	-	98,358.45	243,772.20	255,922.00	213,760.00
0011	02401	EMERGENCY MANAGEMENT	5101230	SALARIES & WAGES-EMRG DIF	-	231.00	-	-	-
0011	02401	EMERGENCY MANAGEMENT	5101400	SALARIES & WAGES-OVERTIME	-	8,585.12	3,327.16	3,400.00	3,400.00
0011	02401	EMERGENCY MANAGEMENT	5102100	FICA TAXES-MATCHING	-	7,521.86	17,696.68	19,578.00	16,353.00
0011	02401	EMERGENCY MANAGEMENT	5102200	RETIREMENT CONTRIBUTIONS	-	7,991.95	27,464.32	42,757.00	41,657.00
0011	02401	EMERGENCY MANAGEMENT	5102300	LIFE & HEALTH INSURANCE	-	33,520.49	61,380.00	61,380.00	56,352.00
0011	02401	EMERGENCY MANAGEMENT	5102400	WORKERS COMP PREMIUMS	-	1,049.59	2,438.05	2,208.00	3,944.00
0011	02401	EMERGENCY MANAGEMENT	5303401	CONTRACTED SERVICES	-	-	-	2,500.00	4,080.00
0011	02401	EMERGENCY MANAGEMENT	5304001	TRAVEL & PER DIEM	-	558.48	1,630.44	2,000.00	700.00
0011	02401	EMERGENCY MANAGEMENT	5304004	TRAVEL & PER DIEM-CLASS C	-	-	126.00	100.00	100.00
0011	02401	EMERGENCY MANAGEMENT	5304101	COMM SVC,DEVICES,ACCESSR	-	1,766.67	7,945.46	7,708.00	5,320.00
0011	02401	EMERGENCY MANAGEMENT	5304205	POSTAGE AND FREIGHT	-	434.19	1,206.16	800.00	800.00
0011	02401	EMERGENCY MANAGEMENT	5304401	RENTAL/LEASE-EQUIPMENT	-	-	750.00	-	-
0011	02401	EMERGENCY MANAGEMENT	5304402	RENTAL/LEASE-VEHICLES	-	-	-	200.00	100.00
0011	02401	EMERGENCY MANAGEMENT	5304501	INSURANCE & BONDS-PREMIUM	-	169.00	6,531.80	-	4,000.00
0011	02401	EMERGENCY MANAGEMENT	5304515	INSURANCE-GEN LIABILITY	-	-	-	2,400.00	-
0011	02401	EMERGENCY MANAGEMENT	5304517	INSURANCE-AUTOMOBILE	-	-	-	4,000.00	6,500.00
0011	02401	EMERGENCY MANAGEMENT	5304601	REPAIR/MAINT-BLDG & GRD	-	930.42	-	-	2,000.00
0011	02401	EMERGENCY MANAGEMENT	5304602	REPAIR/MAINT-VEHICLES	-	5,450.69	10,420.56	6,000.00	13,000.00
0011	02401	EMERGENCY MANAGEMENT	5304603	REPAIR/MAINT-EQUIPMENT	-	399.98	1,059.99	480.00	400.00
0011	02401	EMERGENCY MANAGEMENT	5304604	REPAIR/MAINT-OFFICE EQUIP	-	206.14	774.14	1,000.00	1,000.00
0011	02401	EMERGENCY MANAGEMENT	5304606	REPAIR/MAINT-SOFTWARE	-	-	10,464.00	11,000.00	14,100.00
0011	02401	EMERGENCY MANAGEMENT	5304609	REPAIR/MAINT-RADIO COSTS	-	-	4,307.00	4,200.00	4,482.00
0011	02401	EMERGENCY MANAGEMENT	5304701	PRINTING & BINDING	-	6,440.75	6,662.50	7,000.00	500.00
0011	02401	EMERGENCY MANAGEMENT	5304901	ADVERTISING-LEGAL	-	-	-	30.00	60.00
0011	02401	EMERGENCY MANAGEMENT	5304902	ADVERTISING-OTHER	-	4.80	24.90	-	-
0011	02401	EMERGENCY MANAGEMENT	5304922	FEES/COSTS-OTHER	-	177.64	-	-	-
0011	02401	EMERGENCY MANAGEMENT	5304953	FEES/COSTS-FLT GPS TRCKNG	-	375.00	925.00	900.00	1,200.00
0011	02401	EMERGENCY MANAGEMENT	5304956	FEES/COSTS-FLT FCLTY AL	-	-	-	3,000.00	2,000.00
0011	02401	EMERGENCY MANAGEMENT	5304957	FEES/COSTS-FLEET/ADMIN	-	291.75	1,118.72	700.00	1,300.00
0011	02401	EMERGENCY MANAGEMENT	5304965	FEES / COSTS-NEW HIRES	-	132.50	-	-	-
0011	02401	EMERGENCY MANAGEMENT	5305101	OFFICE SUPPLIES	-	-	47.99	50.00	50.00
0011	02401	EMERGENCY MANAGEMENT	5305201	OPERATING SUPPLIES	-	715.50	7,275.35	100.00	800.00
0011	02401	EMERGENCY MANAGEMENT	5305202	GAS, OIL & LUBRICANTS	-	7,467.16	6,898.57	6,000.00	6,500.00
0011	02401	EMERGENCY MANAGEMENT	5305205	CLOTHING & UNIFORM APPRL	-	-	629.97	300.00	205.00
0011	02401	EMERGENCY MANAGEMENT	5305221	OPER SUPP-CMPTR SOFTWARE	-	200.97	-	-	-
0011	02401	EMERGENCY MANAGEMENT	5305264	UNCAPZD EQUIP <\$1,000	-	-	2,553.34	-	-
0011	02401	EMERGENCY MANAGEMENT	5305274	UNCAP EQUIP \$1K-5K TECH	-	1,365.70	(385.05)	500.00	500.00
0011	02401	EMERGENCY MANAGEMENT	5305402	DUES AND MEMBERSHIPS	-	190.00	570.00	690.00	590.00
0011	02401	EMERGENCY MANAGEMENT	5305420	SUBSCRIPTIONS-ELECTRONIC	-	-	-	60.00	93.00
0011	02401	EMERGENCY MANAGEMENT	5305506	EDUC-TRAINING & TUITION	-	-	-	200.00	-
0011	02401	EMERGENCY MANAGEMENT	5606402	EQUIP-TECHNOLOGY > \$5,000	-	-	3,482.00	-	-
	02401	Total			-	184,535.80	431,097.25	447,163.00	405,846.00
0011	03331	AQUATIC PLANT MANAGEMENT	5304001	TRAVEL & PER DIEM	509.50	546.00	-	600.00	-
0011	03331	AQUATIC PLANT MANAGEMENT	5304603	REPAIR/MAINT-EQUIPMENT	358.47	357.60	400.00	1,000.00	-
0011	03331	AQUATIC PLANT MANAGEMENT	5305201	OPERATING SUPPLIES	-	-	-	2,000.00	-
0011	03331	AQUATIC PLANT MANAGEMENT	5305216	INSECTICIDES & PESTICIDES	-	-	-	1,000.00	-
0011	03331	AQUATIC PLANT MANAGEMENT	5305402	DUES AND MEMBERSHIPS	-	-	100.00	500.00	-
0011	03331	AQUATIC PLANT MANAGEMENT	5305506	EDUC-TRAINING & TUITION	245.00	190.00	200.00	400.00	-
0011	03331	AQUATIC PLANT MANAGEMENT	5606401	EQUIPMENT \$5,000 OR MORE	2,219.90	-	-	-	-
	03331	Total			3,332.87	1,093.60	700.00	5,500.00	-
0011	03401	INDIGENT CARE	5303121	PROF SRV-LE TRNSPRT INDIG	14,983.45	16,490.82	20,800.21	50,000.00	35,000.00
0011	03401	INDIGENT CARE	5303401	CONTRACTED SERVICES	75,000.00	75,000.00	-	10,000.00	5,000.00
0011	03401	INDIGENT CARE	5808109	AID-HEALTH DPT-RABIES PGM	48,720.00	48,720.00	40,600.00	-	-
0011	03401	INDIGENT CARE	5808111	AID-AHCA-MEDICAID	-	-	150,000.00	-	-
0011	03401	INDIGENT CARE	5808303	HEALTH CARE RESP ACT-HCRA	35,373.05	10,081.82	69,131.86	75,000.00	35,000.00
0011	03401	INDIGENT CARE	5808305	WELFARE-MEDICAID/HOSP	2,196,270.00	2,367,254.25	2,511,407.13	2,810,221.00	3,052,625.00
	03401	Total			2,370,346.50	2,517,546.89	2,791,939.20	2,945,221.00	3,127,625.00
0011	03481	CONTRIB-COMP PLANNING	5808213	AID-REGIONAL PLANNG COUNC	57,986.00	58,582.00	59,441.00	60,202.00	60,835.00
	03481	Total			57,986.00	58,582.00	59,441.00	60,202.00	60,835.00

HERNANDO COUNTY BOARD OF COUNTY COMMISSIONERS
GENERAL FUND BY LINE ITEM - BUDGET

FUND	DEPT	DEPT DESCRIPTION	ACCT#	ACCT DESCRIPTION	2015-16 Actuals	2016-17 Actuals	2017-18 Actuals	Adopted 2018-19	2019-20
0011	03501	CONT-CONS & RESOURCE MGT	5808107	AID-FL DIVISION OF FOREST	14,292.61	14,292.61	14,292.61	14,725.00	15,000.00
	03501	Total			14,292.61	14,292.61	14,292.61	14,725.00	15,000.00
0011	03521	CONTRIB-HEALTH	5305201	OPERATING SUPPLIES	-	-	-	-	-
	03521	Total			-	-	-	-	-
0011	03531	CONTRIB-MENTAL HEALTH	5808204	AID-MENTAL HEALTH SVCS	600,000.00	600,000.00	525,000.00	525,000.00	525,000.00
	03531	Total			600,000.00	600,000.00	525,000.00	525,000.00	525,000.00
0011	03571	CONTRIB-OTHER HUMAN SVCS	5303117	PROF SRV-CPT EXAMS	31,500.00	27,000.00	35,100.00	50,000.00	36,000.00
	03571	Total			31,500.00	27,000.00	35,100.00	50,000.00	36,000.00
0011	03701	WELFARE SERVICES	5808301	WELFARE-INDIGENT BURIALS	13,177.40	24,400.00	26,700.00	32,500.00	32,500.00
0011	03701	WELFARE SERVICES	5808302	WELFARE-MEDICINES/DRUGS	864.99	300.00	187.00	750.00	500.00
	03701	Total			14,042.39	24,700.00	26,887.00	33,250.00	33,000.00
0011	03711	SOCIAL SERVICES	5101200	SALARIES & WAGES-REGULAR	167,850.49	172,892.59	180,371.64	190,698.00	161,596.00
0011	03711	SOCIAL SERVICES	5101230	SALARIES & WAGES-EMRG DIF	-	90.77	-	-	-
0011	03711	SOCIAL SERVICES	5101400	SALARIES & WAGES-OVERTIME	-	1,701.18	-	-	-
0011	03711	SOCIAL SERVICES	5102100	FICA TAXES-MATCHING	12,287.45	13,390.57	13,235.42	14,588.00	12,362.00
0011	03711	SOCIAL SERVICES	5102200	RETIREMENT CONTRIBUTIONS	12,318.77	13,343.86	14,462.12	20,093.00	17,412.00
0011	03711	SOCIAL SERVICES	5102300	LIFE & HEALTH INSURANCE	39,904.68	50,204.14	53,526.00	52,560.00	40,872.00
0011	03711	SOCIAL SERVICES	5102400	WORKERS COMP PREMIUMS	453.21	327.26	179.26	170.00	223.00
0011	03711	SOCIAL SERVICES	5303401	CONTRACTED SERVICES	208.00	107.00	65.00	-	-
0011	03711	SOCIAL SERVICES	5304001	TRAVEL & PER DIEM	188.56	-	1,071.75	1,500.00	1,200.00
0011	03711	SOCIAL SERVICES	5304004	TRAVEL & PER DIEM-CLASS C	-	26.00	-	100.00	100.00
0011	03711	SOCIAL SERVICES	5304205	POSTAGE AND FREIGHT	991.86	520.69	621.58	1,200.00	650.00
0011	03711	SOCIAL SERVICES	5304401	RENTAL/LEASE-EQUIPMENT	1,583.72	1,525.07	1,897.17	1,928.00	1,928.00
0011	03711	SOCIAL SERVICES	5304405	RENTAL/LEASE-BUILDINGS	-	-	20,000.00	20,000.00	20,600.00
0011	03711	SOCIAL SERVICES	5304902	ADVERTISING-OTHER	113.76	42.90	47.80	150.00	100.00
0011	03711	SOCIAL SERVICES	5304965	FEES / COSTS-NEW HIRES	115.00	-	-	-	-
0011	03711	SOCIAL SERVICES	5304970	FEES/COSTS-T.S. CAP REC	1,018.00	1,018.00	1,454.00	1,018.00	1,454.00
0011	03711	SOCIAL SERVICES	5305101	OFFICE SUPPLIES	551.07	448.46	1,227.74	600.00	1,230.00
0011	03711	SOCIAL SERVICES	5305402	DUES AND MEMBERSHIPS	210.00	210.00	210.00	425.00	210.00
0011	03711	SOCIAL SERVICES	5305506	EDUC-TRAINING & TUITION	-	-	50.00	1,900.00	500.00
	03711	Total			237,794.57	255,848.49	288,419.48	306,930.00	260,437.00
0011	03913	ZONING - GF	5101200	SALARIES & WAGES-REGULAR	-	254,539.71	268,498.50	269,724.00	282,413.00
0011	03913	ZONING - GF	5101230	SALARIES & WAGES-EMRG DIF	-	91.50	-	-	-
0011	03913	ZONING - GF	5101400	SALARIES & WAGES-OVERTIME	-	133.15	133.14	300.00	150.00
0011	03913	ZONING - GF	5102100	FICA TAXES-MATCHING	-	17,768.45	18,861.73	20,634.00	23,134.00
0011	03913	ZONING - GF	5102200	RETIREMENT CONTRIBUTIONS	-	25,760.17	30,401.96	39,086.00	49,113.00
0011	03913	ZONING - GF	5102300	LIFE & HEALTH INSURANCE	-	71,244.83	71,119.71	70,779.00	72,756.00
0011	03913	ZONING - GF	5102400	WORKERS COMP PREMIUMS	-	487.85	266.89	238.00	367.00
0011	03913	ZONING - GF	5303107	PROF SRV-CONSULTING	-	2,616.00	2,866.00	6,020.00	7,740.00
0011	03913	ZONING - GF	5304001	TRAVEL & PER DIEM	-	1,310.82	2,484.01	3,600.00	1,900.00
0011	03913	ZONING - GF	5304101	COMM SVC,DEVICES,ACCESSR	-	66.37	781.57	1,080.00	732.00
0011	03913	ZONING - GF	5304205	POSTAGE AND FREIGHT	-	2,059.07	2,474.81	2,500.00	2,500.00
0011	03913	ZONING - GF	5304401	RENTAL/LEASE-EQUIPMENT	-	1,275.34	1,173.20	700.00	710.00
0011	03913	ZONING - GF	5304405	RENTAL/LEASE-BUILDINGS	-	16,222.50	16,222.50	16,223.00	16,403.00
0011	03913	ZONING - GF	5304501	INSURANCE & BONDS-PREMIUM	-	1,183.06	1,268.04	1,297.00	1,890.00
0011	03913	ZONING - GF	5304602	REPAIR/MAINT-VEHICLES	-	126.71	6.01	500.00	300.00
0011	03913	ZONING - GF	5304606	REPAIR/MAINT-SOFTWARE	-	500.00	500.00	700.00	500.00
0011	03913	ZONING - GF	5304701	PRINTING & BINDING	-	544.00	427.00	1,350.00	900.00
0011	03913	ZONING - GF	5304901	ADVERTISING-LEGAL	-	510.20	482.00	550.00	550.00
0011	03913	ZONING - GF	5304922	FEES/COSTS-OTHER	-	1,034.00	712.00	1,000.00	100.00
0011	03913	ZONING - GF	5304953	FEES/COSTS-FLT GPS TRCKNG	-	-	-	300.00	-
0011	03913	ZONING - GF	5304955	FEES/COSTS-FLT CAP REC	-	1.13	3.51	-	-
0011	03913	ZONING - GF	5304956	FEES/COSTS-FLT FCLTY AL	-	323.80	224.27	217.00	215.00
0011	03913	ZONING - GF	5304957	FEES/COSTS-FLEET/ADMIN	-	233.40	353.28	353.00	240.00
0011	03913	ZONING - GF	5304970	FEES/COSTS-T.S. CAP REC	-	1,752.00	1,752.00	1,752.00	1,752.00
0011	03913	ZONING - GF	5305101	OFFICE SUPPLIES	-	1,067.60	940.02	1,200.00	1,000.00
0011	03913	ZONING - GF	5305202	GAS, OIL & LUBRICANTS	-	373.64	440.57	500.00	510.00
0011	03913	ZONING - GF	5305274	UNCAP EQUIP \$1K-5K TECH	-	1,767.47	119.99	-	-
0011	03913	ZONING - GF	5305402	DUES AND MEMBERSHIPS	-	490.00	740.00	660.00	690.00
0011	03913	ZONING - GF	5305506	EDUC-TRAINING & TUITION	-	850.00	1,175.00	1,350.00	450.00
	03913	Total			-	404,332.77	424,427.71	442,613.00	467,015.00
0011	04441	PARKS & RECREATION	5101200	SALARIES & WAGES-REGULAR	848,974.58	909,074.35	895,741.68	975,380.00	1,040,465.00
0011	04441	PARKS & RECREATION	5101220	SALARIES & WAGES-ON CALL	8,140.25	8,081.69	9,722.63	8,856.00	8,856.00
0011	04441	PARKS & RECREATION	5101230	SALARIES & WAGES-EMRG DIF	15.77	555.02	-	-	-
0011	04441	PARKS & FACILITIES ADMIN	5101300	SALARIES & WAGES-NON-PERM	-	-	-	-	16,000.00
0011	04441	PARKS & RECREATION	5101400	SALARIES & WAGES-OVERTIME	9,513.89	29,153.89	14,986.23	17,000.00	17,000.00
0011	04441	PARKS & RECREATION	5101501	SPECIAL PAY-STIPENDS	8,833.25	10,197.75	2,910.50	2,320.00	2,610.00
0011	04441	PARKS & RECREATION	5102100	FICA TAXES-MATCHING	64,666.01	71,770.19	70,570.81	74,794.00	78,234.00
0011	04441	PARKS & RECREATION	5102200	RETIREMENT CONTRIBUTIONS	70,008.50	74,019.24	74,511.31	108,499.00	121,026.00
0011	04441	PARKS & RECREATION	5102300	LIFE & HEALTH INSURANCE	236,722.64	299,016.66	306,430.73	328,280.00	342,838.00
0011	04441	PARKS & RECREATION	5102400	WORKERS COMP PREMIUMS	34,058.64	28,320.00	17,202.86	17,576.00	31,747.00
0011	04441	PARKS & RECREATION	5102500	UNEMPLOYMENT COMPENSATION	-	1,124.48	96.00	-	-
0011	04441	PARKS & RECREATION	5303101	PROFESSIONAL SERVICES	-	7,142.16	-	-	-
0011	04441	PARKS & RECREATION	5303401	CONTRACTED SERVICES	131,371.68	135,378.93	125,974.91	205,731.00	143,197.00

HERNANDO COUNTY BOARD OF COUNTY COMMISSIONERS
GENERAL FUND BY LINE ITEM - BUDGET

FUND	DEPT	DEPT DESCRIPTION	ACCT#	ACCT DESCRIPTION	2015-16 Actuals	2016-17 Actuals	2017-18 Actuals	Adopted 2018-19	2019-20
0011	04441	PARKS & RECREATION	5303405	CONTR SRV-UNIFORMS	3,267.58	-	-	-	-
0011	04441	PARKS & RECREATION	5303410	CONTR SRV-JANITORIAL/PEST	460.00	860.00	500.00	650.00	1,120.00
0011	04441	PARKS & RECREATION	5303413	CONTR SRV-MOWING	67,011.00	67,596.00	60,458.50	83,442.00	85,000.00
0011	04441	PARKS & RECREATION	5303428	CONTR SRV-SECURITY	1,037.50	10,012.50	16,250.00	17,400.00	15,000.00
0011	04441	PARKS & RECREATION	5303436	CONTR SRV-TEMP LABOR	12,972.40	9,667.09	16,942.24	12,500.00	17,556.00
0011	04441	PARKS & RECREATION	5304001	TRAVEL & PER DIEM	918.00	1,859.89	2,268.88	2,376.00	2,000.00
0011	04441	PARKS & RECREATION	5304004	TRAVEL & PER DIEM-CLASS C	908.00	481.24	626.45	100.00	250.00
0011	04441	PARKS & RECREATION	5304101	COMM SVC,DEVICES,ACCESSR	5,722.64	6,010.61	14,864.54	20,760.00	23,508.00
0011	04441	PARKS & RECREATION	5304134	COMM SRV-INTERNET	-	646.67	1,081.11	1,176.00	1,692.00
0011	04441	PARKS & RECREATION	5304205	POSTAGE AND FREIGHT	934.57	733.57	484.52	750.00	500.00
0011	04441	PARKS & RECREATION	5304301	UTILITY SRV-ELEC/WTR/SWR	186,886.44	179,138.59	209,266.99	195,730.00	210,000.00
0011	04441	PARKS & RECREATION	5304303	UTILITY SRV-WTR,SWR,LPGAS	61.16	-	124.28	200.00	200.00
0011	04441	PARKS & RECREATION	5304304	UTILITY SRV-TRASH REMOVAL	29,311.62	31,686.15	36,515.54	37,000.00	38,110.00
0011	04441	PARKS & RECREATION	5304401	RENTAL/LEASE-EQUIPMENT	5,323.88	2,266.37	3,559.73	2,838.00	2,838.00
0011	04441	PARKS & RECREATION	5304403	RENTAL/LEASE-LAND	5,310.00	2,655.00	6,490.00	6,490.00	7,080.00
0011	04441	PARKS & RECREATION	5304405	RENTAL/LEASE-BUILDINGS	-	4,230.00	-	3,200.00	2,200.00
0011	04441	PARKS & RECREATION	5304501	INSURANCE & BONDS-PREMIUM	114,402.48	102,969.84	114,183.80	119,714.00	134,372.00
0011	04441	PARKS & RECREATION	5304601	REPAIR/MAINT-BLDG & GRD	217,193.11	89,068.26	184,449.18	200,000.00	255,754.00
0011	04441	PARKS & RECREATION	5304602	REPAIR/MAINT-VEHICLES	45,856.48	36,460.81	50,729.84	35,000.00	50,000.00
0011	04441	PARKS & RECREATION	5304603	REPAIR/MAINT-EQUIPMENT	16,189.76	19,722.60	17,480.70	20,000.00	20,000.00
0011	04441	PARKS & RECREATION	5304606	REPAIR/MAINT-SOFTWARE	5,050.72	3,343.82	2,500.00	9,710.00	13,670.00
0011	04441	PARKS & RECREATION	5304608	REPAIR/MAINT-BLDG&GRD-PK	-	-	2,065.00	-	-
0011	04441	PARKS & RECREATION	5304701	PRINTING & BINDING	5,522.05	9,315.35	4,546.96	17,000.00	9,465.00
0011	04441	PARKS & RECREATION	5304902	ADVERTISING-OTHER	4,081.29	10,497.17	2,442.20	11,000.00	9,500.00
0011	04441	PARKS & RECREATION	5304915	OPER EXP-GEN'L RECREATION	30,023.00	47,946.36	57,586.87	44,500.00	61,520.00
0011	04441	PARKS & RECREATION	5304924	FEES/COSTS-PERMIT APPLN	1,958.98	1,380.00	1,130.09	2,500.00	1,500.00
0011	04441	PARKS & RECREATION	5304953	FEES/COSTS-FLT GPS TRCKNG	1,600.00	2,500.00	5,800.00	3,613.00	9,426.00
0011	04441	PARKS & RECREATION	5304955	FEES/COSTS-FLT CAP RECV	61,738.55	78,453.37	103,988.19	97,742.00	179,652.00
0011	04441	PARKS & RECREATION	5304956	FEES/COSTS-FLT FCLTY AL	-	22,184.99	15,474.37	15,391.00	15,056.00
0011	04441	PARKS & RECREATION	5304957	FEES/COSTS-FLEET/ADMIN	11,866.48	10,873.03	18,458.85	18,194.00	16,039.00
0011	04441	PARKS & RECREATION	5304959	FEES/COSTS-BANK CHARGES	14,774.22	10,391.67	17,321.21	14,400.00	19,000.00
0011	04441	PARKS & RECREATION	5304965	FEES / COSTS-NEW HIRES	2,259.25	2,048.05	858.65	1,000.00	3,267.00
0011	04441	PARKS & RECREATION	5304970	FEES/COSTS-T.S. CAP RECV	1,754.00	1,754.00	4,987.00	3,931.00	4,987.00
0011	04441	PARKS & RECREATION	5305101	OFFICE SUPPLIES	3,892.87	4,145.95	3,993.21	5,000.00	3,500.00
0011	04441	PARKS & RECREATION	5305201	OPERATING SUPPLIES	34,184.40	35,756.95	45,595.80	40,000.00	42,000.00
0011	04441	PARKS & RECREATION	5305202	GAS, OIL & LUBRICANTS	47,019.73	52,806.86	57,674.73	56,030.00	57,060.00
0011	04441	PARKS & RECREATION	5305205	CLOTHING & UNIFORM APPRL	3,560.47	2,133.62	3,032.12	4,035.00	3,885.00
0011	04441	PARKS & RECREATION	5305206	TOOLS & SMALL IMPLEMENTS	4,908.54	1,484.06	3,829.64	2,800.00	3,000.00
0011	04441	PARKS & RECREATION	5305207	SAFETY GEAR AND SUPPLIES	-	-	-	250.00	500.00
0011	04441	PARKS & RECREATION	5305216	INSECTICIDES & PESTICIDES	29,948.39	8,638.25	26,336.02	33,000.00	30,000.00
0011	04441	PARKS & RECREATION	5305221	OPER SUPP-CMPTR SOFTWARE	547.00	1,223.11	839.87	3,000.00	1,000.00
0011	04441	PARKS & RECREATION	5305274	UNCAP EQUIP \$1K-5K TECH	1,231.76	565.57	1,028.99	1,800.00	1,610.00
0011	04441	PARKS & RECREATION	5305401	BOOKS/PUBLICATIONS/SUBSCR	-	-	88.00	500.00	100.00
0011	04441	PARKS & RECREATION	5305402	DUES AND MEMBERSHIPS	1,241.95	2,441.15	2,118.38	1,010.00	1,140.00
0011	04441	PARKS & RECREATION	5305506	EDUC-TRAINING & TUITION	3,000.00	1,630.00	2,925.00	4,125.00	2,000.00
0011	04441	PARKS & RECREATION	5305510	EDUC-TUITION REIMBURSEMNT	2,663.08	3,202.80	926.89	4,000.00	-
0011	04441	PARKS & RECREATION	5606301	IMPROV (GRTR THAN 10,000)	33,749.27	-	149,905.43	-	200,000.00
0011	04441	PARKS & RECREATION	5606401	EQUIPMENT \$5,000 OR MORE	13,070.36	10,288.32	-	-	-
0011	04441	PARKS & RECREATION	5606405	EQUIP-VEHICLE,TRLER->5000	-	-	-	-	2,500.00
0011	04441	PARKS & RECREATION	5626401	EQUIPMENT \$5000 OR MORE	7,100.00	-	-	-	-
	04441	Total			2,452,818.19	2,464,904.00	2,789,877.43	2,892,293.00	3,360,530.00
0011	04601	LIBRARY SERVICES	5101200	SALARIES & WAGES-REGULAR	1,280,784.48	1,257,152.04	1,394,775.18	1,416,714.00	1,392,007.00
0011	04601	LIBRARY SERVICES	5101230	SALARIES & WAGES-EMRG DIF	7.17	237.77	-	-	20,995.00
0011	04601	LIBRARY SERVICES	5101400	SALARIES & WAGES-OVERTIME	2,445.95	5,319.36	3,763.11	6,776.00	4,000.00
0011	04601	LIBRARY SERVICES	5102100	FICA TAXES-MATCHING	95,733.28	94,894.72	103,792.62	108,379.00	106,488.00
0011	04601	LIBRARY SERVICES	5102200	RETIREMENT CONTRIBUTIONS	101,783.83	105,636.59	124,139.81	164,380.00	163,923.00
0011	04601	LIBRARY SERVICES	5102300	LIFE & HEALTH INSURANCE	297,344.72	335,558.46	348,943.43	355,471.00	319,560.00
0011	04601	LIBRARY SERVICES	5102400	WORKERS COMP PREMIUMS	4,993.32	3,479.32	2,009.18	2,209.00	3,990.00
0011	04601	LIBRARY SERVICES	5303401	CONTRACTED SERVICES	22,101.32	23,795.52	6,599.08	10,649.00	5,424.00
0011	04601	LIBRARY SERVICES	5303436	CONTR SRV-TEMP LABOR	-	-	1,975.20	-	-
0011	04601	LIBRARY SERVICES	5304001	TRAVEL & PER DIEM	5,439.38	1,419.50	7,877.24	2,500.00	5,893.00
0011	04601	LIBRARY SERVICES	5304004	TRAVEL & PER DIEM-CLASS C	38.00	-	31.50	91.00	40.00
0011	04601	LIBRARY SERVICES	5304101	COMM SVC,DEVICES,ACCESSR	15,863.50	15,677.12	16,118.42	19,212.00	-
0011	04601	LIBRARY SERVICES	5304205	POSTAGE AND FREIGHT	356.18	397.80	60.31	400.00	400.00
0011	04601	LIBRARY SERVICES	5304301	UTILITY SRV-ELEC/WTR/SWR	83,431.48	84,918.62	84,655.24	89,000.00	-
0011	04601	LIBRARY SERVICES	5304401	RENTAL/LEASE-EQUIPMENT	10,068.87	10,122.30	10,966.94	11,700.00	-
0011	04601	LIBRARY SERVICES	5304501	INSURANCE & BONDS-PREMIUM	59,520.00	69,102.06	86,743.04	90,000.00	91,100.00
0011	04601	LIBRARY SERVICES	5304601	REPAIR/MAINT-BLDG & GRD	-	-	-	-	-
0011	04601	LIBRARY SERVICES	5304602	REPAIR/MAINT-VEHICLES	11,938.24	6,753.20	5,215.75	10,048.00	7,000.00
0011	04601	LIBRARY SERVICES	5304603	REPAIR/MAINT-EQUIPMENT	651.66	-	-	-	-
0011	04601	LIBRARY SERVICES	5304606	REPAIR/MAINT-SOFTWARE	11,785.65	36,535.84	10,308.31	36,355.00	-
0011	04601	LIBRARY SERVICES	5304701	PRINTING & BINDING	8,508.50	7,132.00	-	-	-
0011	04601	LIBRARY SERVICES	5304801	PROMOTIONAL ACTIVITIES	-	-	-	-	296.00
0011	04601	LIBRARY SERVICES	5304901	ADVERTISING-LEGAL	34.97	34.30	32.80	100.00	100.00

HERNANDO COUNTY BOARD OF COUNTY COMMISSIONERS
GENERAL FUND BY LINE ITEM - BUDGET

FUND	DEPT	DEPT DESCRIPTION	ACCT#	ACCT DESCRIPTION	2015-16 Actuals	2016-17 Actuals	2017-18 Actuals	Adopted 2018-19	2019-20
0011	04601	LIBRARY SERVICES	5304902	ADVERTISING-OTHER	277.60	-	-	-	-
0011	04601	LIBRARY SERVICES	5304931	OPER EXP-SPEC LIBRARY PGM	7,935.94	9,006.42	14,230.12	13,487.00	12,482.00
0011	04601	LIBRARY SERVICES	5304933	FEES/COSTS-CST ALLO PLN	-	-	-	-	301,293.00
0011	04601	LIBRARY SERVICES	5304953	FEES/COSTS-FLT GPS TRCKNG	-	-	225.00	1,200.00	1,500.00
0011	04601	LIBRARY SERVICES	5304955	FEES/COSTS-FLT CAP RECV	6,607.92	6,612.23	6,621.27	6,623.00	8,161.00
0011	04601	LIBRARY SERVICES	5304956	FEES/COSTS-FLT FCLTY AL	-	1,128.46	1,121.33	1,122.00	1,075.00
0011	04601	LIBRARY SERVICES	5304957	FEES/COSTS-FLEET/ADMIN	232.68	233.40	529.92	354.00	320.00
0011	04601	LIBRARY SERVICES	5304959	FEES/COSTS-BANK CHARGES	1,423.96	529.16	(2,146.37)	600.00	736.00
0011	04601	LIBRARY SERVICES	5304965	FEES / COSTS-NEW HIRES	55.25	1,036.20	409.15	-	-
0011	04601	LIBRARY SERVICES	5304970	FEES/COSTS-T.S. CAP RECV	11,544.00	11,544.00	15,674.00	15,980.00	15,675.00
0011	04601	LIBRARY SERVICES	5305101	OFFICE SUPPLIES	3,678.32	3,340.21	3,026.54	4,000.00	-
0011	04601	LIBRARY SERVICES	5305201	OPERATING SUPPLIES	25,506.45	15,611.52	21,007.87	23,500.00	100.00
0011	04601	LIBRARY SERVICES	5305202	GAS, OIL & LUBRICANTS	3,041.35	3,314.16	3,727.72	3,500.00	4,498.00
0011	04601	LIBRARY SERVICES	5305221	OPER SUPP-CMPTR SOFTWARE	2,180.00	1,395.00	4,160.74	2,000.00	-
0011	04601	LIBRARY SERVICES	5305222	OPER SUPP-CMPTR HARDWARE	9,508.33	8,745.65	13,384.64	10,000.00	-
0011	04601	LIBRARY SERVICES	5305264	UNCAPZD EQUIP <\$1,000	1,749.44	2,953.86	627.58	-	-
0011	04601	LIBRARY SERVICES	5305274	UNCAP EQUIP \$1K-5K TECH	7,947.35	7,076.64	5,169.68	18,812.00	-
0011	04601	LIBRARY SERVICES	5305402	DUES AND MEMBERSHIPS	1,575.00	1,454.25	1,809.00	1,850.00	1,850.00
0011	04601	LIBRARY SERVICES	5305403	LIB MAT-ELECTR/OTH MEDIA	51,565.26	15,634.00	-	-	-
0011	04601	LIBRARY SERVICES	5305506	EDUC-TRAINING & TUITION	7,088.25	3,257.95	4,055.74	3,370.00	3,370.00
0011	04601	LIBRARY SERVICES	5305510	EDUC-TUITION REIMBURSEMNT	2,133.57	1,613.09	6,463.09	4,000.00	-
0011	04601	LIBRARY SERVICES	5606401	EQUIPMENT \$5,000 OR MORE	4,024.00	-	-	-	-
0011	04601	LIBRARY SERVICES	5606402	EQUIP-TECHNOLOGY > \$5,000	500.00	2,244.90	9,496.33	-	-
0011	04601	LIBRARY SERVICES	5606601	LIB BOOKS,PUBLICATIONS	70,199.06	291.29	513.33	500.00	445.00
0011	04601	LIBRARY SERVICES	5606604	LIB MAT'LS-AUDIO/VIS AIDS	20,372.13	-	-	-	-
0011	04601	LIBRARY SERVICES	5951210	TRNSF-HLTH SELF INS(5121)	-	-	-	-	39,000.00
	04601	Total			2,251,976.36	2,155,188.91	2,318,113.84	2,434,882.00	2,511,721.00
0011	04801	COOPERATIVE EXTENSION SVC	5101200	SALARIES & WAGES-REGULAR	163,576.29	178,620.97	-	-	-
0011	04801	COOPERATIVE EXTENSION SVC	5101230	SALARIES & WAGES-EMRG DIF	0.38	-	-	-	-
0011	04801	COOPERATIVE EXTENSION SVC	5101400	SALARIES & WAGES-OVERTIME	54.16	8.00	-	-	-
0011	04801	COOPERATIVE EXTENSION SVC	5102100	FICA TAXES-MATCHING	12,396.80	13,599.17	-	-	-
0011	04801	COOPERATIVE EXTENSION SVC	5102200	RETIREMENT CONTRIBUTIONS	14,537.42	15,632.75	(593.82)	-	-
0011	04801	COOPERATIVE EXTENSION SVC	5102300	LIFE & HEALTH INSURANCE	14,774.84	15,500.67	-	-	-
0011	04801	COOPERATIVE EXTENSION SVC	5102400	WORKERS COMP PREMIUMS	116.98	82.93	-	-	-
0011	04801	COOPERATIVE EXTENSION SVC	5303401	CONTRACTED SERVICES	-	-	266,384.66	277,090.00	281,625.00
0011	04801	COOPERATIVE EXTENSION SVC	5303413	CONTR SRV-MOWING	2,100.00	2,100.00	1,582.00	2,100.00	-
0011	04801	COOPERATIVE EXTENSION SVC	5304001	TRAVEL & PER DIEM	5,974.14	5,975.12	-	-	1,000.00
0011	04801	COOPERATIVE EXTENSION SVC	5304134	COMM SRV-INTERNET	-	-	-	1,380.00	1,620.00
0011	04801	COOPERATIVE EXTENSION SVC	5304136	COMM SRV-I NET-FIBER OPT	-	-	-	5,217.00	-
0011	04801	COOPERATIVE EXTENSION SVC	5304205	POSTAGE AND FREIGHT	197.77	9,524.09	371.58	300.00	300.00
0011	04801	COOPERATIVE EXTENSION SVC	5304301	UTILITY SRV-ELEC/WTR/SWR	-	-	-	-	8,500.00
0011	04801	COOPERATIVE EXTENSION SVC	5304401	RENTAL/LEASE-EQUIPMENT	2,949.31	2,963.47	2,896.49	3,500.00	3,500.00
0011	04801	COOPERATIVE EXTENSION SVC	5304403	RENTAL/LEASE-LAND	-	-	-	-	5,384.00
0011	04801	COOPERATIVE EXTENSION SVC	5304405	RENTAL/LEASE-BUILDINGS	26,951.00	28,800.00	14,400.00	30,240.00	-
0011	04801	COOPERATIVE EXTENSION SVC	5304501	INSURANCE & BONDS-PREMIUM	63.00	8.00	16.00	100.00	50.00
0011	04801	COOPERATIVE EXTENSION SVC	5304601	REPAIR/MAINT-BLDG & GRD	-	-	2,094.74	-	-
0011	04801	COOPERATIVE EXTENSION SVC	5304701	PRINTING & BINDING	-	3,950.00	-	-	-
0011	04801	COOPERATIVE EXTENSION SVC	5304965	FEES / COSTS-NEW HIRES	43.00	-	-	-	-
0011	04801	COOPERATIVE EXTENSION SVC	5304970	FEES/COSTS-T.S. CAP RECV	2,662.00	1,831.00	1,831.00	2,578.00	2,661.00
0011	04801	COOPERATIVE EXTENSION SVC	5305101	OFFICE SUPPLIES	1,261.73	922.76	1,610.81	1,000.00	1,200.00
0011	04801	COOPERATIVE EXTENSION SVC	5305201	OPERATING SUPPLIES	598.06	600.36	3,058.83	1,000.00	1,250.00
0011	04801	COOPERATIVE EXTENSION SVC	5305202	GAS, OIL & LUBRICANTS	191.45	70.50	221.86	-	-
0011	04801	COOPERATIVE EXTENSION SVC	5305274	UNCAP EQUIP \$1K-5K TECH	-	-	7.39	-	-
0011	04801	COOPERATIVE EXTENSION SVC	5305402	DUES AND MEMBERSHIPS	485.00	480.00	480.00	480.00	494.00
0011	04801	COOPERATIVE EXTENSION SVC	5305506	EDUC-TRAINING & TUITION	-	-	550.00	1,000.00	-
0011	04801	COOPERATIVE EXTENSION SVC	5606401	EQUIPMENT \$5,000 OR MORE	-	-	3,024.00	-	-
	04801	Total			248,933.33	280,669.79	297,935.54	325,985.00	307,584.00
0011	04881	LITTLE ROCK CANNERY	5101200	SALARIES & WAGES-REGULAR	-	25,405.82	22,376.27	26,048.00	-
0011	04881	LITTLE ROCK CANNERY	5101230	SALARIES & WAGES-EMRG DIF	-	9.38	-	-	-
0011	04881	LITTLE ROCK CANNERY	5101400	SALARIES & WAGES-OVERTIME	-	58.48	44.64	-	-
0011	04881	LITTLE ROCK CANNERY	5101501	SPECIAL PAY-STIPENDS	-	268.75	6.25	-	-
0011	04881	LITTLE ROCK CANNERY	5102100	FICA TAXES-MATCHING	-	1,951.91	1,717.10	1,993.00	-
0011	04881	LITTLE ROCK CANNERY	5102200	RETIREMENT CONTRIBUTIONS	-	1,937.30	1,787.87	2,251.00	-
0011	04881	LITTLE ROCK CANNERY	5102300	LIFE & HEALTH INSURANCE	-	1,225.00	1,200.00	1,200.00	-
0011	04881	LITTLE ROCK CANNERY	5102400	WORKERS COMP PREMIUMS	-	729.87	275.78	275.00	-
0011	04881	LITTLE ROCK CANNERY	5303401	CONTRACTED SERVICES	-	5,200.00	-	1,303.00	-
0011	04881	LITTLE ROCK CANNERY	5303413	CONTR SRV-MOWING	-	780.00	673.00	780.00	780.00
0011	04881	LITTLE ROCK CANNERY	5303436	CONTR SRV-TEMP LABOR	23,294.70	-	277.78	-	-
0011	04881	LITTLE ROCK CANNERY	5304101	COMM SVC,DEVICES,ACCESSR	320.08	420.14	420.12	1,896.00	-
0011	04881	LITTLE ROCK CANNERY	5304205	POSTAGE AND FREIGHT	-	23.75	-	-	-
0011	04881	LITTLE ROCK CANNERY	5304301	UTILITY SRV-ELEC/WTR/SWR	2,675.28	1,550.96	323.55	1,700.00	720.00
0011	04881	LITTLE ROCK CANNERY	5304303	UTILITY SRV-WTR,SWR,LPGAS	1,359.04	1,248.91	1,100.93	1,560.00	400.00
0011	04881	LITTLE ROCK CANNERY	5304304	UTILITY SRV-TRASH REMOVAL	900.60	812.17	894.24	1,020.00	-
0011	04881	LITTLE ROCK CANNERY	5304501	INSURANCE & BONDS-PREMIUM	1,479.00	1,615.00	1,799.00	1,700.00	1,700.00

HERNANDO COUNTY BOARD OF COUNTY COMMISSIONERS
GENERAL FUND BY LINE ITEM - BUDGET

FUND	DEPT	DEPT DESCRIPTION	ACCT#	ACCT DESCRIPTION	2015-16 Actuals	2016-17 Actuals	2017-18 Actuals	Adopted 2018-19	2019-20
0011	04881	LITTLE ROCK CANNERY	5304601	REPAIR/MAINT-BLDG & GRD	3,160.17	13,409.14	8,455.32	10,000.00	2,163.00
0011	04881	LITTLE ROCK CANNERY	5304603	REPAIR/MAINT-EQUIPMENT	1,650.00	-	1,704.75	1,700.00	1,750.00
0011	04881	LITTLE ROCK CANNERY	5304902	ADVERTISING-OTHER	-	-	-	400.00	-
0011	04881	LITTLE ROCK CANNERY	5304924	FEES/COSTS-PERMIT APPLN	-	30.00	-	-	-
0011	04881	LITTLE ROCK CANNERY	5304970	FEES/COSTS-T.S. CAP RECV	-	-	-	300.00	-
0011	04881	LITTLE ROCK CANNERY	5305101	OFFICE SUPPLIES	399.99	38.54	386.81	250.00	-
0011	04881	LITTLE ROCK CANNERY	5305201	OPERATING SUPPLIES	1,292.33	1,042.97	2,512.70	800.00	-
0011	04881	LITTLE ROCK CANNERY	5305221	OPER SUPP-CMPTR SOFTWARE	-	-	-	400.00	-
0011	04881	LITTLE ROCK CANNERY	5305401	BOOKS/PUBLICATIONS/SUBSCR	-	-	117.04	-	-
0011	04881	LITTLE ROCK CANNERY	5305402	DUES AND MEMBERSHIPS	-	-	30.00	40.00	-
0011	04881	LITTLE ROCK CANNERY	5305506	EDUC-TRAINING & TUITION	-	-	-	400.00	-
	04881	Total			36,531.19	57,758.09	46,103.15	56,016.00	7,513.00
0011	05901	DEBT SERVICE/TRANSFERS	5707110	PRINCIPAL-LOANS	415,320.88	-	-	-	-
0011	05901	DEBT SERVICE/TRANSFERS	5707117	PRINCIPAL-LOC	-	420,069.35	424,738.76	394,833.00	398,555.00
0011	05901	DEBT SERVICE/TRANSFERS	5707118	PRINCIPAL-LOC/ENERGY CONT	-	-	-	46,384.00	47,683.00
0011	05901	DEBT SERVICE/TRANSFERS	5707210	INTEREST-LOANS	78,933.36	35,315.96	-	-	100,000.00
0011	05901	DEBT SERVICE/TRANSFERS	5707217	INTEREST-LOC	-	35,315.97	66,193.03	45,210.00	41,490.00
0011	05901	DEBT SERVICE/TRANSFERS	5707218	INTEREST-LOC/ENERGY CONT	-	-	-	19,204.00	18,416.00
0011	05901	INTERFUND TRANSFER	5910310	TRNSF-HERN/CIT MPO	2,044.01	4,076.70	6,045.47	9,704.00	9,127.00
0011	05901	INTERFUND TRANSFER	5911710	TRNSF-LOCAL MOSQ CTRL	482,487.00	676,763.00	839,764.00	635,125.00	628,437.00
0011	05901	INTERFUND TRANSFER	5912040	TRNSF-SCHOOL RESOURSE OFF	-	-	-	409,372.00	-
0011	05901	INTERFUND TRANSFER	5912480	TRNSF - YOUTH COURT(1248)	-	-	19,661.00	-	-
0011	05901	INTERFUND TRANSFER	5912780	TRNSF-KASS CIR CRA(1278)	-	370.00	420.00	420.00	420.00
0011	05901	INTERFUND TRANSFER	5914820	TRNSF-CRT RLTD TECH(1482)	162,734.00	484,156.00	466,028.00	426,003.00	636,638.00
0011	05901	INTERFUND TRANSFER	5915510	TRNSF-INDSTR INCEN(1551)	-	-	-	400,000.00	-
0011	05901	INTERFUND TRANSFER	5917810	TRNSF-LIB ESTATE (1781)	49,849.76	-	-	-	-
0011	05901	INTERFUND TRANSFER	5920610	TRNSF-CAP IMP S04 (2061)	777,599.65	776,175.44	-	-	-
0011	05901	INTERFUND TRANSFER	5920710	TRNSF-NON ADVAL REF S2010 (2071)	374,392.88	374,994.15	374,459.10	368,839.00	374,719.00
0011	05901	INTERFUND TRANSFER	5920810	TRNSF-BANK LOAN '12(2081)	1,727,154.67	1,725,186.40	2,608,831.37	2,668,444.00	2,515,715.00
0011	05901	INTERFUND TRANSFER	5931210	TRNSF-CAPITAL IMP (3121)	-	3,000,000.00	-	-	-
0011	05901	INTERFUND TRANSFER	5951210	TRNSF-HLTH SELF INS(5121)	-	454,133.00	353,792.00	511,420.00	460,005.00
0011	05901	INTERFUND TRANSFER	5990002	TRNSF-GF/MASS TR 34041	-	-	-	-	-
	05901	Total			4,070,516.21	7,986,555.97	5,159,932.73	5,934,958.00	5,231,205.00
0011	07913	ZONING - GF	5101200	SALARIES & WAGES-REGULAR	225,946.04	-	-	-	-
0011	07913	ZONING - GF	5101230	SALARIES & WAGES-EMRG DIF	0.38	-	-	-	-
0011	07913	ZONING - GF	5102100	FICA TAXES-MATCHING	15,910.79	-	-	-	-
0011	07913	ZONING - GF	5102200	RETIREMENT CONTRIBUTIONS	20,298.55	-	-	-	-
0011	07913	ZONING - GF	5102300	LIFE & HEALTH INSURANCE	56,325.91	-	-	-	-
0011	07913	ZONING - GF	5102400	WORKERS COMP PREMIUMS	610.02	-	-	-	-
0011	07913	ZONING - GF	5303101	PROFESSIONAL SERVICES	2,076.00	-	-	-	-
0011	07913	ZONING - GF	5304001	TRAVEL & PER DIEM	1,995.28	-	-	-	-
0011	07913	ZONING - GF	5304101	COMM SVC,DEVICES,ACCESSR	63.27	-	-	-	-
0011	07913	ZONING - GF	5304205	POSTAGE AND FREIGHT	1,022.35	-	-	-	-
0011	07913	ZONING - GF	5304401	RENTAL/LEASE-EQUIPMENT	955.14	-	-	-	-
0011	07913	ZONING - GF	5304405	RENTAL/LEASE-BUILDINGS	16,222.50	-	-	-	-
0011	07913	ZONING - GF	5304501	INSURANCE & BONDS-PREMIUM	1,047.00	-	-	-	-
0011	07913	ZONING - GF	5304602	REPAIR/MAINT-VEHICLES	153.92	-	-	-	-
0011	07913	ZONING - GF	5304606	REPAIR/MAINT-SOFTWARE	500.00	-	-	-	-
0011	07913	ZONING - GF	5304701	PRINTING & BINDING	300.00	-	-	-	-
0011	07913	ZONING - GF	5304901	ADVERTISING-LEGAL	254.54	-	-	-	-
0011	07913	ZONING - GF	5304922	FEES/COSTS-OTHER	980.00	-	-	-	-
0011	07913	ZONING - GF	5304957	FEES/COSTS-FLEET/ADMIN	232.68	-	-	-	-
0011	07913	ZONING - GF	5304970	FEES/COSTS-T.S. CAP RECV	1,587.00	-	-	-	-
0011	07913	ZONING - GF	5305101	OFFICE SUPPLIES	959.76	-	-	-	-
0011	07913	ZONING - GF	5305202	GAS, OIL & LUBRICANTS	337.90	-	-	-	-
0011	07913	ZONING - GF	5305221	OPER SUPP-CMPTR SOFTWARE	1,383.00	-	-	-	-
0011	07913	ZONING - GF	5305264	UNCAPZD EQUIP <\$1,000	11,091.96	-	-	-	-
0011	07913	ZONING - GF	5305402	DUES AND MEMBERSHIPS	470.00	-	-	-	-
	07913	Total			360,723.99	-	-	-	-
0011	31083	PLN-FY19 CPTAG AF HOUSING	5101200	SALARIES & WAGES-REGULAR	-	-	-	-	-
0011	31083	PLN-FY19 CPTAG AF HOUSING	5102100	FICA TAXES-MATCHING	-	-	-	-	-
0011	31083	PLN-FY19 CPTAG AF HOUSING	5102200	RETIREMENT CONTRIBUTIONS	-	-	-	-	-
0011	31083	PLN-FY19 CPTAG AF HOUSING	5102300	LIFE & HEALTH INSURANCE	-	-	-	-	-
0011	31083	PLN-FY19 CPTAG AF HOUSING	5102400	WORKERS COMP PREMIUMS	-	-	-	-	-
0011	31083	PLN-FY19 CPTAG AF HOUSING	5303101	PROFESSIONAL SERVICES	-	-	-	-	-
	31083	Total			-	-	-	-	-
0011	32011	EMG-EMPG GRT 97.042	5303401	CONTRACTED SERVICES	-	-	554.81	16,445.00	-
0011	32011	EMG-EMPG GRT 97.042	5304001	TRAVEL & PER DIEM	-	1,432.14	1,738.10	8,046.00	-
0011	32011	EMG-EMPG GRT 97.042	5304101	COMM SVC,DEVICES,ACCESSR	-	-	291.15	906.00	-
0011	32011	EMG-EMPG GRT 97.042	5304301	UTILITY SRV-ELEC/WTR/SWR	-	-	-	-	-
0011	32011	EMG-EMPG GRT 97.042	5304302	UTILITY SRV-ELECTRIC	-	-	251.83	800.00	-
0011	32011	EMG-EMPG GRT 97.042	5304405	RENTAL/LEASE-BUILDINGS	662.70	2,023.10	3,000.00	9,600.00	-
0011	32011	EMG-EMPG GRT 97.042	5304701	PRINTING & BINDING	-	3,981.60	-	-	-
0011	32011	EMG-EMPG GRT 97.042	5305201	OPERATING SUPPLIES	-	6,664.73	-	-	-

HERNANDO COUNTY BOARD OF COUNTY COMMISSIONERS
GENERAL FUND BY LINE ITEM - BUDGET

FUND	DEPT	DEPT DESCRIPTION	ACCT#	ACCT DESCRIPTION	2015-16 Actuals	2016-17 Actuals	2017-18 Actuals	Adopted 2018-19	2019-20
0011	32011	EMG-EMPG GRT 97.042	5305202	GAS, OIL & LUBRICANTS	-	-	-	-	-
0011	32011	EMG-EMPG GRT 97.042	5305221	OPER SUPP-CMPTR SOFTWARE	-	9,260.38	-	-	-
0011	32011	EMG-EMPG GRT 97.042	5305264	UNCAPZD EQUIP <\$1,000	-	4,266.08	-	2,500.00	-
0011	32011	EMG-EMPG GRT 97.042	5305265	UNCAPZD EQUIP \$1000-\$4999	-	-	-	-	-
0011	32011	EMG-EMPG GRT 97.042	5305274	UNCAP EQUIP \$1K-5K TECH	-	29,399.23	-	-	-
0011	32011	EMG-EMPG GRT 97.042	5305506	EDUC-TRAINING & TUITION	-	1,750.00	50.00	3,550.00	-
0011	32011	EMG-EMPG GRT 97.042	5606401	EQUIPMENT \$5,000 OR MORE	-	10,618.07	23,575.00	4,953.00	-
0011	32011	EMG-EMPG GRT 97.042	5606402	EQUIP-TECHNOLOGY > \$5,000	-	8,935.97	-	-	-
0011	32011	EMG-EMPG GRT 97.042	5636444	EQUIP >\$5K RADIO SYS TECH	-	-	-	4,000.00	-
	32011	Total			662.70	78,331.30	29,460.89	50,800.00	-
0011	32013	EMG-EMPG PERFORMANCE GRT	5303401	CONTRACTED SERVICES	9,250.00	375.00	11,623.00	-	49,859.00
0011	32013	EMG-EMPG PERFORMANCE GRT	5304001	TRAVEL & PER DIEM	-	2,559.63	9,444.17	-	8,024.00
0011	32013	EMG-EMPG PERFORMANCE GRT	5304101	COMM SVC,DEVICES,ACCESSR	-	-	841.30	-	2,160.00
0011	32013		5304301						2,733.00
0011	32013	EMG-EMPG PERFORMANCE GRT	5304302	UTILITY SRV-ELECTRIC	-	-	486.23	-	-
0011	32013	EMG-EMPG PERFORMANCE GRT	5304405	RENTAL/LEASE-BUILDINGS	1,128.10	2,225.90	9,000.00	-	12,600.00
0011	32013	EMG-EMPG PERFORMANCE GRT	5304902	ADVERTISING-OTHER	4,959.75	-	2,583.00	-	-
0011	32013	EMG-EMPG PERFORMANCE GRT	5305201	OPERATING SUPPLIES	9,751.75	156.00	-	-	-
0011	32013	EMG-EMPG PERFORMANCE GRT	5305202	GAS, OIL & LUBRICANTS	-	110.00	512.54	-	-
0011	32013	EMG-EMPG PERFORMANCE GRT	5305221	OPER SUPP-CMPTR SOFTWARE	2,200.00	-	-	-	-
0011	32013	EMG-EMPG PERFORMANCE GRT	5305264	UNCAPZD EQUIP <\$1,000	1,994.00	775.08	1,737.15	-	-
0011	32013	EMG-EMPG PERFORMANCE GRT	5305274	UNCAP EQUIP \$1K-5K TECH	26,390.30	-	-	-	-
0011	32013	EMG-EMPG PERFORMANCE GRT	5305506	EDUC-TRAINING & TUITION	495.00	50.00	2,500.00	-	2,450.00
0011	32013	EMG-EMPG PERFORMANCE GRT	5606401	EQUIPMENT \$5,000 OR MORE	13,092.00	-	34,531.00	-	-
0011	32013	EMG-EMPG PERFORMANCE GRT	5606402	EQUIP-TECHNOLOGY > \$5,000	9,308.10	-	-	-	-
	32013	Total			78,569.00	6,251.61	73,258.39	-	77,826.00
0011	32021	EMG-EMS COUNTY GRANT	5304606	REPAIR/MAINT-SOFTWARE	-	2,200.00	-	-	-
0011	32021	EMG-EMS COUNTY GRANT	5305221	OPER SUPP-CMPTR SOFTWARE	1,995.00	10,000.00	-	-	-
0011	32021	EMG-EMS COUNTY GRANT	5305225	OPER SUPP-MEDICAL SUPL'S	30,996.31	2,707.59	-	-	-
0011	32021	EMG-EMS COUNTY GRANT	5305264	UNCAPZD EQUIP <\$1,000	-	9,679.49	-	-	-
0011	32021	EMG-EMS COUNTY GRANT	5305274	UNCAP EQUIP \$1K-5K TECH	-	-	5,511.48	-	-
0011	32021	EMG-EMS COUNTY GRANT	5305506	EDUC-TRAINING & TUITION	-	250.00	-	-	-
0011	32021	EMG-EMS COUNTY GRANT	5606401	EQUIPMENT \$5,000 OR MORE	-	-	14,109.57	-	-
0011	32021	EMG-EMS COUNTY GRANT	5808101	AID TO GOVT AGENCIES	2,701.57	-	-	-	-
	32021	Total			35,692.88	24,837.08	19,621.05	-	-
0011	32033	EMG-CITIZENS CORP	5305201	OPERATING SUPPLIES	-	2,366.40	-	-	-
0011	32033	EMG-CITIZENS CORP	5305205	CLOTHING & UNIFORM APPRL	-	804.69	-	-	-
0011	32033	EMG-CITIZENS CORP	5305264	UNCAPZD EQUIP <\$1,000	-	3,042.90	-	-	-
0011	32033	EMG-CITIZENS CORP	5606401	EQUIPMENT \$5,000 OR MORE	-	1,586.00	-	-	-
	32033	Total			-	7,799.99	-	-	-
0011	32041	EMG-EMPA GRT 31.063	5101200	SALARIES & WAGES-REGULAR	3,261.99	5,260.50	3,692.98	15,072.00	-
0011	32041	EMG-EMPA GRT 31.063	5102100	FICA TAXES-MATCHING	247.68	397.79	266.41	1,153.00	-
0011	32041	EMG-EMPA GRT 31.063	5102200	RETIREMENT CONTRIBUTIONS	245.29	397.81	305.03	1,728.00	-
0011	32041	EMG-EMPA GRT 31.063	5102300	LIFE & HEALTH INSURANCE	933.82	1,030.73	1,582.75	5,844.00	-
0011	32041	EMG-EMPA GRT 31.063	5102400	WORKERS COMP PREMIUMS	38.50	33.91	3.58	15.00	-
0011	32041	EMG-EMPA GRT 31.063	5303401	CONTRACTED SERVICES	-	-	-	7,000.00	-
0011	32041	EMG-EMPA GRT 31.063	5304001	TRAVEL & PER DIEM	4,080.18	10,602.23	-	-	-
0011	32041	EMG-EMPA GRT 31.063	5304101	COMM SVC,DEVICES,ACCESSR	-	-	-	100.00	-
0011	32041	EMG-EMPA GRT 31.063	5304205	POSTAGE AND FREIGHT	-	3,537.96	-	700.00	-
0011	32041	EMG-EMPA GRT 31.063	5304401	RENTAL/LEASE-EQUIPMENT	-	-	-	300.00	-
0011	32041	EMG-EMPA GRT 31.063	5304405	RENTAL/LEASE-BUILDINGS	-	-	-	800.00	-
0011	32041	EMG-EMPA GRT 31.063	5304601	REPAIR/MAINT-BLDG & GRD	-	370.71	-	100.00	-
0011	32041	EMG-EMPA GRT 31.063	5304602	REPAIR/MAINT-VEHICLES	-	1,767.15	-	1,000.00	-
0011	32041	EMG-EMPA GRT 31.063	5304603	REPAIR/MAINT-EQUIPMENT	-	-	-	200.00	-
0011	32041	EMG-EMPA GRT 31.063	5304610	REPAIR/MAINT-MAINT CNTRCT	-	-	687.17	-	-
0011	32041	EMG-EMPA GRT 31.063	5304701	PRINTING & BINDING	424.00	2,058.00	-	7,000.00	-
0011	32041	EMG-EMPA GRT 31.063	5304801	PROMOTIONAL ACTIVITIES	-	5,282.27	-	2,000.00	-
0011	32041	EMG-EMPA GRT 31.063	5304902	ADVERTISING-OTHER	-	1,885.00	-	3,000.00	-
0011	32041	EMG-EMPA GRT 31.063	5305101	OFFICE SUPPLIES	248.61	265.86	-	-	-
0011	32041	EMG-EMPA GRT 31.063	5305201	OPERATING SUPPLIES	2,687.83	39,149.77	7,890.88	15,026.00	-
0011	32041	EMG-EMPA GRT 31.063	5305202	GAS, OIL & LUBRICANTS	59.50	210.42	-	-	-
0011	32041	EMG-EMPA GRT 31.063	5305205	CLOTHING & UNIFORM APPRL	-	1,015.16	-	1,000.00	-
0011	32041	EMG-EMPA GRT 31.063	5305221	OPER SUPP-CMPTR SOFTWARE	-	1,178.00	-	2,100.00	-
0011	32041	EMG-EMPA GRT 31.063	5305222	OPER SUPP-CMPTR HARDWARE	-	-	-	100.00	-
0011	32041	EMG-EMPA GRT 31.063	5305264	UNCAPZD EQUIP <\$1,000	498.94	2,347.95	-	5,000.00	-
0011	32041	EMG-EMPA GRT 31.063	5305274	UNCAP EQUIP \$1K-5K TECH	-	1,560.14	1,134.89	1,366.00	-
0011	32041	EMG-EMPA GRT 31.063	5305401	BOOKS/PUBLICATIONS/SUBSCR	-	-	-	100.00	-
0011	32041	EMG-EMPA GRT 31.063	5305402	DUES AND MEMBERSHIPS	190.00	-	380.00	-	-
0011	32041	EMG-EMPA GRT 31.063	5305506	EDUC-TRAINING & TUITION	50.00	2,630.00	-	-	-
0011	32041	EMG-EMPA GRT 31.063	5606401	EQUIPMENT \$5,000 OR MORE	2,296.00	8,222.30	-	3,000.00	-
0011	32041	EMG-EMPA GRT 31.063	5606402	EQUIP-TECHNOLOGY > \$5,000	-	-	23,593.02	-	-
0011	32041	EMG-EMPA GRT 31.063	5636444	EQUIP >\$5K RADIO SYS TECH	-	1,340.00	-	-	-
	32041	Total			15,262.34	90,543.66	39,536.71	73,704.00	-
0011	32043	EMG EMPA ENHANCEMENTS	5101200	SALARIES & WAGES-REGULAR	5,376.77	3,652.93	10,998.36	-	-

HERNANDO COUNTY BOARD OF COUNTY COMMISSIONERS
GENERAL FUND BY LINE ITEM - BUDGET

FUND	DEPT	DEPT DESCRIPTION	ACCT#	ACCT DESCRIPTION	2015-16 Actuals	2016-17 Actuals	2017-18 Actuals	Adopted 2018-19	2019-20
0011	32043	EMG EMPA ENHANCEMENTS	5101400	SALARIES & WAGES-OVERTIME	514.51	-	281.82	-	-
0011	32043	EMG EMPA ENHANCEMENTS	5102100	FICA TAXES-MATCHING	408.79	325.38	834.27	-	-
0011	32043	EMG EMPA ENHANCEMENTS	5102200	RETIREMENT CONTRIBUTIONS	390.36	346.91	895.37	-	-
0011	32043	EMG EMPA ENHANCEMENTS	5102300	LIFE & HEALTH INSURANCE	1,300.76	1,582.75	4,261.25	-	-
0011	32043	EMG EMPA ENHANCEMENTS	5102400	WORKERS COMP PREMIUMS	63.46	4.36	11.22	-	-
0011	32043	EMG EMPA ENHANCEMENTS	5303401	CONTRACTED SERVICES	1,772.00	-	8,385.52	-	20,000.00
0011	32043	EMG EMPA ENHANCEMENTS	5304001	TRAVEL & PER DIEM	9,683.33	-	1,588.71	-	-
0011	32043	EMG EMPA ENHANCEMENTS	5304205	POSTAGE AND FREIGHT	-	-	-	-	700.00
0011	32043	EMG EMPA ENHANCEMENTS	5304401	RENTAL/LEASE-EQUIPMENT	167.14	-	690.00	-	200.00
0011	32043	EMG EMPA ENHANCEMENTS	5304405	RENTAL/LEASE-BUILDINGS	-	-	800.00	-	800.00
0011	32043	EMG EMPA ENHANCEMENTS	5304602	REPAIR/MAINT-VEHICLES	-	-	1,104.10	-	10,000.00
0011	32043	EMG EMPA ENHANCEMENTS	5304701	PRINTING & BINDING	141.33	-	848.55	-	3,638.00
0011	32043	EMG EMPA ENHANCEMENTS	5304801	PROMOTIONAL ACTIVITIES	3,579.33	-	3,242.40	-	5,000.00
0011	32043	EMG EMPA ENHANCEMENTS	5304902	ADVERTISING-OTHER	1,388.19	-	875.00	-	4,000.00
0011	32043	EMG EMPA ENHANCEMENTS	5305101	OFFICE SUPPLIES	917.02	-	699.57	-	-
0011	32043	EMG EMPA ENHANCEMENTS	5305201	OPERATING SUPPLIES	56,160.53	8,660.04	22,493.55	-	5,657.00
0011	32043	EMG EMPA ENHANCEMENTS	5305202	GAS, OIL & LUBRICANTS	248.52	-	36.33	-	-
0011	32043	EMG EMPA ENHANCEMENTS	5305205	CLOTHING & UNIFORM APPRL	-	-	1,613.89	-	1,000.00
0011	32043	EMG EMPA ENHANCEMENTS	5305221	OPER SUPP-CMPTR SOFTWARE	-	57.00	-	-	1,000.00
0011	32043	EMG EMPA ENHANCEMENTS	5305264	UNCAPZD EQUIP <\$1,000	5,485.14	1,862.48	13,320.23	-	3,409.00
0011	32043	EMG EMPA ENHANCEMENTS	5305274	UNCAP EQUIP \$1K-5K TECH	1,960.98	-	1,531.33	-	3,114.00
0011	32043	EMG EMPA ENHANCEMENTS	5305401	BOOKS/PUBLICATIONS/SUBSCR	-	-	-	-	100.00
0011	32043	EMG EMPA ENHANCEMENTS	5305402	DUES AND MEMBERSHIPS	-	190.00	-	-	380.00
0011	32043	EMG EMPA ENHANCEMENTS	5305506	EDUC-TRAINING & TUITION	3,811.00	-	2,890.19	-	-
0011	32043	EMG EMPA ENHANCEMENTS	5606401	EQUIPMENT \$5,000 OR MORE	6,451.68	-	4,721.95	-	1,500.00
0011	32043	EMG EMPA ENHANCEMENTS	5606402	EQUIP-TECHNOLOGY > \$5,000	-	-	-	-	23,671.00
0011	32043	EMG EMPA ENHANCEMENTS	5636444	EQUIP>\$5K RADIO SYS TECH	-	-	-	-	2,500.00
	32043	Total			99,820.84	16,681.85	82,123.61	-	86,669.00
0011	32047	EMG-CERT TRAINING	5304966	FEES / COSTS-VOLUNTEERS	-	-	-	-	-
0011	32047	EMG-CERT TRAINING	5305201	OPERATING SUPPLIES	-	6,158.30	-	-	-
0011	32047	EMG-CERT TRAINING	5305264	UNCAPZD EQUIP <\$1,000	-	1,641.70	-	-	-
0011	32047	EMG-CERT TRAINING	5305506	EDUC-TRAINING & TUITION	-	-	-	-	-
	32047	Total			-	7,800.00	-	-	-
0011	32048	EMG-EMPG CERT	5304001	TRAVEL & PER DIEM	-	652.00	-	-	-
0011	32048	EMG-EMPG CERT	5304966	FEES / COSTS-VOLUNTEERS	-	-	216.00	-	-
0011	32048	EMG-EMPG CERT	5305201	OPERATING SUPPLIES	7,496.84	-	2,196.37	-	-
0011	32048	EMG-EMPG CERT	5305202	GAS, OIL & LUBRICANTS	-	40.00	-	-	-
0011	32048	EMG-EMPG CERT	5305205	CLOTHING & UNIFORM APPRL	1,661.16	-	678.00	-	-
0011	32048	EMG-EMPG CERT	5305264	UNCAPZD EQUIP <\$1,000	-	-	6,057.82	-	-
0011	32048	EMG-EMPG CERT	5305506	EDUC-TRAINING & TUITION	-	-	159.81	-	-
	32048	Total			9,158.00	692.00	9,308.00	-	-
0011	32051	EMG-HAZARDOUS MATERIALS	5304205	POSTAGE AND FREIGHT	-	-	2.66	-	-
0011	32051	EMG-HAZARDOUS MATERIALS	5305201	OPERATING SUPPLIES	-	-	1,373.84	-	-
0011	32051	EMG-HAZARDOUS MATERIALS	5606401	EQUIPMENT \$5,000 OR MORE	-	-	1,237.50	-	-
	32051	Total			-	-	2,614.00	-	-
0011	32052	EMG-HAZARDOUS MATL FY	5305201	OPERATING SUPPLIES	-	-	-	-	-
	32052	Total			-	-	-	-	-
0011	32057	FED GRANT-CITIZEN CORP	5305201	OPERATING SUPPLIES	8,790.14	-	-	-	-
0011	32057	FED GRANT-CITIZEN CORP	5305205	CLOTHING & UNIFORM APPRL	367.86	-	-	-	-
	32057	Total			9,158.00	-	-	-	-
0011	32063	EMG - HMGP PDRP FY11	5606401	EQUIPMENT \$5,000 OR MORE	-	-	-	1,800.00	-
	32063	Total			-	-	-	1,800.00	-
0011	32072	EMG-SHSGP	5303401	CONTRACTED SERVICES	750.00	-	14,102.00	-	-
0011	32072	EMG-SHSGP	5304701	PRINTING & BINDING	4,686.99	-	-	-	-
0011	32072	EMG-SHSGP	5304902	ADVERTISING-OTHER	14,563.01	-	-	-	-
	32072	Total			20,000.00	-	14,102.00	-	-
0011	32124	EMG HMGP-ROCHELLE DR ACQ	5101200	SALARIES & WAGES-REGULAR	2,002.91	-	-	-	-
0011	32124	EMG HMGP-ROCHELLE DR ACQ	5606102	LAND ACQUISITION-GRANT	8,004.48	-	-	-	-
	32124	Total			10,007.39	-	-	-	-
0011	32127	EMG-SCHOOL SHELTER RETRO	5808101	AID TO GOVT AGENCIES	-	-	-	-	-
	32127	Total			-	-	-	-	-
0011	32135	DISASTERS	5303401	CONTRACTED SERVICES	55,942.96	-	-	-	-
	32135	Total			55,942.96	-	-	-	-
0011	32162	FED GRANT-HCSO BRYNE JAG	5606401	EQUIPMENT \$5,000 OR MORE	21,435.00	22,899.00	-	-	-
	32162	Total			21,435.00	22,899.00	-	-	-
0011	32421	HCSO-BULLETPROOF VEST PGM	5305205	CLOTHING & UNIFORM APPRL	-	-	-	-	-
	32421	Total			-	-	-	-	-
0011	32422	HCSO-SCAAP/ALIEN ASSISTNC	5304001	TRAVEL & PER DIEM	1,550.00	-	-	-	-
0011	32422	HCSO-SCAAP/ALIEN ASSISTNC	5305506	EDUC-TRAINING & TUITION	923.40	5,472.60	-	-	-
	32422	Total			2,473.40	5,472.60	-	-	-
0011	32423	FED GRANT-HCSO SCAAP GRT	5305506	EDUC-TRAINING & TUITION	1,726.00	3,229.00	-	-	-
	32423	Total			1,726.00	3,229.00	-	-	-
0011	34041	PLANNING-MASS TRANSIT SYS	5101200	SALARIES & WAGES-REGULAR	102,336.45	111,508.92	127,019.86	139,856.00	144,586.00
0011	34041	PLANNING-MASS TRANSIT SYS	5101230	SALARIES & WAGES-EMRG DIF	0.08	0.60	-	-	-

HERNANDO COUNTY BOARD OF COUNTY COMMISSIONERS
GENERAL FUND BY LINE ITEM - BUDGET

FUND	DEPT	DEPT DESCRIPTION	ACCT#	ACCT DESCRIPTION	2015-16 Actuals	2016-17 Actuals	2017-18 Actuals	Adopted 2018-19	2019-20
0011	34041	PLANNING-MASS TRANSIT SYS	5101400	SALARIES & WAGES-OVERTIME	1.76	-	-	-	-
0011	34041	PLANNING-MASS TRANSIT SYS	5102100	FICA TAXES-MATCHING	7,488.65	8,196.47	9,781.72	10,699.00	11,061.00
0011	34041	PLANNING-MASS TRANSIT SYS	5102200	RETIREMENT CONTRIBUTIONS	9,377.43	9,816.73	11,130.95	15,715.00	16,831.00
0011	34041	PLANNING-MASS TRANSIT SYS	5102300	LIFE & HEALTH INSURANCE	16,916.37	23,837.20	29,263.49	30,419.00	29,975.00
0011	34041	PLANNING-MASS TRANSIT SYS	5102400	WORKERS COMP PREMIUMS	276.33	211.17	126.28	119.00	192.00
0011	34041	PLANNING-MASS TRANSIT SYS	5303103	PROF SRV-ENGINEERING	-	39,696.20	5,832.80	-	100,000.00
0011	34041	PLN-MASS TRNST 5307+SBG	5303201	ANNUAL AUDIT,ARBTGE,ACCTG	-	-	-	-	-
0011	34041	PLANNING-MASS TRANSIT SYS	5303401	CONTRACTED SERVICES	7,340.32	22,723.50	5,857.00	10,160.00	27,908.00
0011	34041	PLANNING-MASS TRANSIT SYS	5303445	CONTR SRV-TRANSIT	1,255,383.75	1,303,584.29	966,152.59	1,015,396.00	1,311,551.00
0011	34041	PLANNING-MASS TRANSIT SYS	5304001	TRAVEL & PER DIEM	2,415.61	5,348.60	7,081.85	9,500.00	6,000.00
0011	34041	PLANNING-MASS TRANSIT SYS	5304101	COMM SVC,DEVICES,ACCESSR	-	2,647.60	3,222.80	5,952.00	6,504.00
0011	34041	PLANNING-MASS TRANSIT SYS	5304205	POSTAGE AND FREIGHT	576.48	276.60	388.56	300.00	700.00
0011	34041	PLN-MASS TRNST 5307+SBG	5304301	UTILITY SRV-ELEC/WTR/SWR	-	-	-	1,800.00	-
0011	34041	PLANNING-MASS TRANSIT SYS	5304401	RENTAL/LEASE-EQUIPMENT	83.00	-	-	1,200.00	1,200.00
0011	34041	PLANNING-MASS TRANSIT SYS	5304602	REPAIR/MAINT-VEHICLES	247,507.18	272,507.24	252,096.56	225,000.00	235,000.00
0011	34041	PLANNING-MASS TRANSIT SYS	5304603	REPAIR/MAINT-EQUIPMENT	-	1,600.00	1,018.07	-	1,000.00
0011	34041	PLANNING-MASS TRANSIT SYS	5304606	REPAIR/MAINT-SOFTWARE	-	-	8,148.00	25,000.00	38,570.00
0011	34041	PLN-MASS TRNST 5307+SBG	5304609	REPAIR/MAINT-RADIO COSTS	-	-	3,445.52	4,114.00	3,446.00
0011	34041	PLANNING-MASS TRANSIT SYS	5304701	PRINTING & BINDING	-	-	-	-	500.00
0011	34041	PLANNING-MASS TRANSIT SYS	5304901	ADVERTISING-LEGAL	424.14	111.09	300.31	500.00	500.00
0011	34041	PLANNING-MASS TRANSIT SYS	5304922	FEES/COSTS-OTHER	1,805.55	611.35	1,128.85	650.00	1,240.00
0011	34041	PLANNING-MASS TRANSIT SYS	5304959	FEES/COSTS-BANK CHARGES	482.92	448.55	725.98	2,100.00	2,700.00
0011	34041	PLANNING-MASS TRANSIT SYS	5304965	FEES / COSTS-NEW HIRES	-	-	21.50	-	-
0011	34041	PLANNING-MASS TRANSIT SYS	5305101	OFFICE SUPPLIES	19.92	-	544.57	500.00	500.00
0011	34041	PLANNING-MASS TRANSIT SYS	5305201	OPERATING SUPPLIES	182.50	298.91	1,162.56	300.00	400.00
0011	34041	PLANNING-MASS TRANSIT SYS	5305202	GAS, OIL & LUBRICANTS	158,202.00	200,616.79	165,452.11	180,200.00	250,352.00
0011	34041	PLANNING-MASS TRANSIT SYS	5305203	OPER MT TIRES & TUBES	-	-	-	12,000.00	30,000.00
0011	34041	PLANNING-MASS TRANSIT SYS	5305221	OPER SUPP-CMPTR SOFTWARE	-	-	164.00	-	33,000.00
0011	34041	PLN-MASS TRNST 5307+SBG	5305263	UNCAPITALIZED IMPROVEMENT	-	91,470.00	-	-	-
0011	34041	PLANNING-MASS TRANSIT SYS	5305264	UNCAPZD EQUIP <\$1,000	275.84	12,856.37	4,972.90	-	8,000.00
0011	34041	PLN-MASS TRNST 5307+SBG	5305265	UNCAPZD EQUIP \$1000-\$4999	-	-	-	4,900.00	5,000.00
0011	34041	PLN-MASS TRNST 5307+SBG	5305274	UNCAP EQUIP \$1K-5K TECH	-	-	399.99	2,765.00	-
0011	34041	PLANNING-MASS TRANSIT SYS	5305310	MATERIALS-SIGNS	15,003.00	-	3,328.50	4,000.00	2,000.00
0011	34041	PLANNING-MASS TRANSIT SYS	5305506	EDUC-TRAINING & TUITION	-	12,570.00	-	500.00	-
0011	34041	PLANNING-MASS TRANSIT SYS	5606201	BLDGS-CONSTN AND/OR IMP	-	77,533.08	24,052.00	360,000.00	400,000.00
0011	34041	PLANNING-MASS TRANSIT SYS	5606401	EQUIPMENT \$5,000 OR MORE	870,158.00	-	-	15,000.00	60,000.00
0011	34041	PLANNING-MASS TRANSIT SYS	5606402	EQUIP-TECHNOLOGY > \$5,000	-	107,233.00	107,365.57	-	13,000.00
0011	34041	PLANNING-MASS TRANSIT SYS	5606405	EQUIP-VEHICLE,TRLER->\$5000	-	615,677.00	488,516.00	480,000.00	900,000.00
	34041	Total			2,696,257.28	2,921,381.26	2,228,700.89	2,558,645.00	3,641,716.00
0011	34042	PLN-MASS TRANSIT SEC 5311	5303445	CONTR SRV-TRANSIT	-	-	240,734.56	265,176.00	350,861.00
0011	34042	PLN-MASS TRANSIT SEC 5311	5304205	POSTAGE AND FREIGHT	-	-	83.12	-	-
0011	34042	PLN-MASS TRANSIT SEC 5311	5304602	REPAIR/MAINT-VEHICLES	-	-	6,661.59	50,000.00	50,000.00
0011	34042	PLN-MASS TRANSIT SEC 5311	5305202	GAS, OIL & LUBRICANTS	-	-	54,661.34	58,300.00	82,205.00
0011	34042	PLN-MASS TRANSIT SEC 5311	5305203	OPER MT TIRES & TUBES	-	-	-	3,000.00	12,000.00
	34042	Total			-	-	302,140.61	376,476.00	495,066.00
0011	34043	PLN-MASS TRANSIT SEC 5339	5303401						3,050.00
0011	34043	PLN-MASS TRANSIT SEC 5340	5304922						120.00
0011	34043	PLN-MASS TRANSIT SEC 5339	5606201	BLDGS-CONSTN AND/OR IMP	-	-	4,448.00	-	-
0011	34043	PLN-MASS TRANSIT SEC 5339	5606405	EQUIP-VEHICLE,TRLER->\$5000	-	-	-	-	446,830.00
	34043	Total			-	-	4,448.00	-	450,000.00
0011	34044	PLN-MASS TRANSIT SRV DEV	5303445	CONTR SRV-TRANSIT	-	-	130,262.79	148,168.00	190,527.00
0011	34044	PLN-MASS TRANSIT SRV DEV	5304205	POSTAGE AND FREIGHT	-	-	27.27	-	-
0011	34044	PLN-MASS TRANSIT SRV DEV	5305202	GAS, OIL & LUBRICANTS	-	-	26,065.46	26,500.00	41,103.00
0011	34044	PLN-MASS TRANSIT SRV DEV	5305203	OPER MT TIRES & TUBES	-	-	-	6,000.00	-
	34044	Total			-	-	156,355.52	180,668.00	231,630.00
0011	35084	HHS-FY15 CDBG HOUSE REHAB	5303415	CONTR SRV-GRANT FUNDS	-	-	16,173.75	94,500.00	49,000.00
0011	35084	HHS-FY15 CDBG HOUSE REHAB	5303450	CONTR SRV-RELOCATION EXP	-	-	-	22,000.00	22,000.00
0011	35084	HHS-FY15 CDBG HOUSE REHAB	5303451	CONTR SRV-REHAB OR DEMOS	-	-	1,631.15	615,500.00	613,500.00
0011	35084	HHS-FY15 CDBG HOUSE REHAB	5303454	CONTR SRV-SHIP/CDBG REHAB	-	-	-	50,000.00	50,000.00
0011	35084	HHS-FY15 CDBG HOUSE REHAB	5304001	TRAVEL & PER DIEM	-	-	-	500.00	500.00
0011	35084	HHS-FY15 CDBG HOUSE REHAB	5304205	POSTAGE AND FREIGHT	-	6.21	-	-	-
0011	35084	HHS-FY15 CDBG HOUSE REHAB	5304901	ADVERTISING-LEGAL	-	-	-	300.00	225.00
0011	35084	HHS-FY15 CDBG HOUSE REHAB	5304902	ADVERTISING-OTHER	-	22.40	162.85	-	-
0011	35084	HHS-FY15 CDBG HOUSE REHAB	5304924	FEES/COSTS-PERMIT APPLN	-	-	-	4,000.00	4,000.00
0011	35084	HHS-FY15 CDBG HOUSE REHAB	5304934	FEES/COSTS-ADMIN	-	-	-	2,500.00	2,500.00
	35084	Total			-	28.61	17,967.75	789,300.00	741,725.00
0011	35088	HHS/DCA CDBG/NSP 1 PGM	5303415	CONTR SRV-GRANT FUNDS	-	1,363.75	-	2,750.00	20,000.00
0011	35088	HHS/DCA CDBG/NSP 1 PGM	5303457	CONTR SRV-REHAB/PRJ DLVY	-	4,256.25	-	2,300.00	20,000.00
0011	35088	HHS/DCA CDBG/NSP 1 PGM	5303458	CONTR SRV-SF HM OWNERSHIP	-	92,900.61	25,376.51	160,000.00	220,000.00
0011	35088	HHS/DCA CDBG/NSP 1 PGM	5303486	CONTR SRV-REHAB HMOWNERSP	-	8,660.00	-	10,000.00	12,000.00
0011	35088	HHS/DCA CDBG/NSP 1 PGM	5303489	CONTR SRV-FLIHA DEV FEE	-	-	6,093.64	250.00	200.00
0011	35088	HHS/DCA CDBG/NSP 1 PGM	5304001	TRAVEL & PER DIEM	-	-	-	-	-
0011	35088	HHS/DCA CDBG/NSP 1 PGM	5304402	RENTAL/LEASE-VEHICLES	-	-	-	-	-
0011	35088	HHS/DCA CDBG/NSP 1 PGM	5304924	FEES/COSTS-PERMIT APPLN	-	10.00	10.00	250.00	258.00

HERNANDO COUNTY BOARD OF COUNTY COMMISSIONERS
GENERAL FUND BY LINE ITEM - BUDGET

FUND	DEPT	DEPT DESCRIPTION	ACCT#	ACCT DESCRIPTION	2015-16 Actuals	2016-17 Actuals	2017-18 Actuals	Adopted 2018-19	2019-20
0011	35088	HHS/DCA CDBG/NSP 1 PGM	5304934	FEES/COSTS-ADMIN	-	48.00	120.00	-	-
0011	35088	HHS/DCA CDBG/NSP 1 PGM	5305202	GAS, OIL & LUBRICANTS	-	-	-	-	-
	35088	Total			-	107,238.61	31,600.15	175,550.00	272,458.00
0011	35089	HHS/DCA CDBG NSP 3 PGM	5303415	CONTR SRV-GRANT FUNDS	2,212.50	-	-	39,500.00	39,500.00
0011	35089	HHS/DCA CDBG NSP 3 PGM	5303457	CONTR SRV-REHAB/PRJ DLVY	9,280.00	-	-	38,000.00	38,000.00
0011	35089	HHS/DCA CDBG NSP 3 PGM	5303458	CONTR SRV-SF HM OWNERSHIP	9,352.23	-	-	200,000.00	100,000.00
0011	35089	HHS/DCA CDBG NSP 3 PGM	5303459	CONTR SRV-SF RENTAL	-	-	-	-	215,500.00
0011	35089	HHS/DCA CDBG NSP 3 PGM	5303487	CONTR SRV-REHAB RENTAL	-	-	-	-	10,000.00
0011	35089	HHS/DCA CDBG NSP 3 PGM	5303486	CONTR SRV-REHAB HMOWNERSP	38,188.00	-	-	100,400.00	50,000.00
0011	35089	HHS/DCA CDBG NSP 3 PGM	5303489	CONTR SRV-FLIHA DEV FEE	-	-	-	68,000.00	5,000.00
0011	35089	HHS/DCA CDBG NSP 3 PGM	5304001	TRAVEL & PER DIEM	-	-	-	1,000.00	1,000.00
0011	35089	HHS/DCA CDBG NSP 3 PGM	5304004	TRAVEL & PER DIEM-CLASS C	-	-	-	250.00	250.00
0011	35089	HHS/DCA CDBG NSP 3 PGM	5304205	POSTAGE AND FREIGHT	0.71	-	-	1,000.00	500.00
0011	35089	HHS/DCA CDBG NSP 3 PGM	5304401	RENTAL/LEASE-EQUIPMENT	-	-	-	675.00	450.00
0011	35089	HHS/DCA CDBG NSP 3 PGM	5304701	PRINTING & BINDING	-	-	-	500.00	300.00
0011	35089	HHS/DCA CDBG NSP 3 PGM	5304901	ADVERTISING-LEGAL	-	-	-	750.00	550.00
0011	35089	HHS/DCA CDBG NSP 3 PGM	5304902	ADVERTISING-OTHER	22.10	-	-	-	-
0011	35089	HHS/DCA CDBG NSP 3 PGM	5304924	FEES/COSTS-PERMIT APPLN	-	-	-	2,500.00	2,000.00
0011	35089	HHS/DCA CDBG NSP 3 PGM	5304934	FEES/COSTS-ADMIN	96.00	-	-	1,000.00	1,000.00
0011	35089	HHS/DCA CDBG NSP 3 PGM	5305101	OFFICE SUPPLIES	-	-	-	1,500.00	700.00
0011	35089	HHS/DCA CDBG NSP 3 PGM	5305402	DUES AND MEMBERSHIPS	-	-	-	350.00	350.00
	35089	Total			59,151.54	-	-	455,425.00	465,100.00
0011	37029	LIBRARY STATE AID FY14	5303401	CONTRACTED SERVICES	161.64	-	-	-	-
0011	37029	LIBRARY STATE AID FY14	5304001	TRAVEL & PER DIEM	1,325.94	-	-	-	-
0011	37029	LIBRARY STATE AID FY14	5304601	REPAIR/MAINT-BLDG & GRD	13,100.00	-	-	-	-
0011	37029	LIBRARY STATE AID FY14	5304931	OPER EXP-SPEC LIBRARY PGM	40.94	-	-	-	-
0011	37029	LIBRARY STATE AID FY14	5305201	OPERATING SUPPLIES	117.75	-	-	-	-
0011	37029	LIBRARY STATE AID FY14	5305221	OPER SUPP-CMPTR SOFTWARE	1,337.65	-	-	-	-
0011	37029	LIBRARY STATE AID FY14	5305264	UNCAPZD EQUIP <\$1,000	11,465.77	-	-	-	-
0011	37029	LIBRARY STATE AID FY14	5305506	EDUC-TRAINING & TUITION	975.00	-	-	-	-
0011	37029	LIBRARY STATE AID FY14	5606601	LIB BOOKS,PUBLICATIONS	15,342.95	-	-	-	-
0011	37029	LIBRARY STATE AID FY14	5606604	LIB MAT'LS-AUDIO/VIS AIDS	16,010.00	-	-	-	-
	37029	Total			59,877.64	-	-	-	-
0011	37030	LIBRARY STATE AID FY15	5304601	REPAIR/MAINT-BLDG & GRD	2,325.00	-	-	-	-
0011	37030	LIBRARY STATE AID FY15	5305201	OPERATING SUPPLIES	348.84	-	-	-	-
0011	37030	LIBRARY STATE AID FY15	5305222	OPER SUPP-CMPTR HARDWARE	282.71	-	-	-	-
0011	37030	LIBRARY STATE AID FY15	5305264	UNCAPZD EQUIP <\$1,000	12,398.58	-	-	-	-
0011	37030	LIBRARY STATE AID FY15	5305274	UNCAP EQUIP \$1K-5K TECH	14,690.45	-	-	-	-
0011	37030	LIBRARY STATE AID FY15	5606401	EQUIPMENT \$5,000 OR MORE	23,432.00	-	-	-	-
0011	37030	LIBRARY STATE AID FY15	5606601	LIB BOOKS,PUBLICATIONS	28,738.42	-	-	-	-
	37030	Total			82,216.00	-	-	-	-
0011	37031	LIBRARY STATE AID FY16	5304101	COMM SVC,DEVICES,ACCESSR	-	1,320.00	-	-	-
0011	37031	LIBRARY STATE AID FY16	5304931	OPER EXP-SPEC LIBRARY PGM	-	490.94	-	-	-
0011	37031	LIBRARY STATE AID FY16	5305201	OPERATING SUPPLIES	-	794.38	-	-	-
0011	37031	LIBRARY STATE AID FY16	5305222	OPER SUPP-CMPTR HARDWARE	658.17	572.77	-	-	-
0011	37031	LIBRARY STATE AID FY16	5305264	UNCAPZD EQUIP <\$1,000	241.01	2,110.55	-	-	-
0011	37031	LIBRARY STATE AID FY16	5305274	UNCAP EQUIP \$1K-5K TECH	-	13,779.61	-	-	-
0011	37031	LIBRARY STATE AID FY16	5305403	LIB MAT-ELECTR/OTH MEDIA	-	50,224.84	33,982.03	-	-
0011	37031	LIBRARY STATE AID FY16	5606601	LIB BOOKS,PUBLICATIONS	70,793.70	198,512.50	-	-	-
0011	37031	LIBRARY STATE AID FY16	5606604	LIB MAT'LS-AUDIO/VIS AIDS	5,000.00	39,383.50	-	-	-
	37031	Total			76,692.88	307,189.09	33,982.03	-	-
0011	37032	LIBRARY STATE AID FY17	5303401	CONTRACTED SERVICES	-	-	17,031.34	18,200.00	-
0011	37032	LIBRARY STATE AID FY17	5304205	POSTAGE AND FREIGHT	-	-	-	-	-
0011	37032	LIBRARY STATE AID FY17	5304601	REPAIR/MAINT-BLDG & GRD	-	-	-	152,000.00	-
0011	37032	LIBRARY STATE AID FY17	5304606	REPAIR/MAINT-SOFTWARE	-	-	-	-	-
0011	37032	LIBRARY STATE AID FY17	5304701	PRINTING & BINDING	-	-	7,954.00	9,500.00	-
0011	37032	LIBRARY STATE AID FY17	5304931	OPER EXP-SPEC LIBRARY PGM	-	-	349.92	-	-
0011	37032	LIBRARY STATE AID FY17	5305201	OPERATING SUPPLIES	-	-	135.27	563.00	-
0011	37032	LIBRARY STATE AID FY17	5305221	OPER SUPP-CMPTR SOFTWARE	-	-	-	-	-
0011	37032	LIBRARY STATE AID FY17	5305222	OPER SUPP-CMPTR HARDWARE	-	-	-	-	-
0011	37032	LIBRARY STATE AID FY17	5305264	UNCAPZD EQUIP <\$1,000	-	-	1,432.71	-	-
0011	37032	LIBRARY STATE AID FY17	5305265	UNCAPZD EQUIP \$1000-\$4999	-	-	-	-	-
0011	37032	LIBRARY STATE AID FY17	5305274	UNCAP EQUIP \$1K-5K TECH	-	-	404.97	-	-
0011	37032	LIBRARY STATE AID FY17	5305403	LIB MAT-ELECTR/OTH MEDIA	-	-	36,870.89	90,737.00	-
0011	37032	LIBRARY STATE AID FY17	5606401	EQUIPMENT \$5,000 OR MORE	-	-	-	30,000.00	-
0011	37032	LIBRARY STATE AID FY17	5606405	EQUIP-VEHICLE,TRLER->\$5000	-	-	-	-	11,858.00
0011	37032	LIBRARY STATE AID FY17	5606601	LIB BOOKS,PUBLICATIONS	-	-	181,050.77	-	-
0011	37032	LIBRARY STATE AID FY17	5606604	LIB MAT'LS-AUDIO/VIS AIDS	-	-	37,741.89	49,000.00	-
	37032	Total			-	-	282,971.76	350,000.00	11,858.00
0011	37033	LIBRARY STATE AID FY18	5303401	CONTRACTED SERVICES	-	-	-	-	18,660.00
0011	37033	LIBRARY STATE AID FY18	5304401	RENTAL/LEASE-EQUIPMENT	-	-	-	-	11,500.00
0011	37033	LIBRARY STATE AID FY18	5304601	REPAIR/MAINT-BLDG & GRD	-	-	-	388,905.00	-
0011	37033	LIBRARY STATE AID FY18	5304606	REPAIR/MAINT-SOFTWARE	-	-	-	-	19,941.00
0011	37033	LIBRARY STATE AID FY18	5304701	PRINTING & BINDING	-	-	-	-	9,500.00

HERNANDO COUNTY BOARD OF COUNTY COMMISSIONERS
GENERAL FUND BY LINE ITEM - BUDGET

FUND	DEPT	DEPT DESCRIPTION	ACCT#	ACCT DESCRIPTION	2015-16 Actuals	2016-17 Actuals	2017-18 Actuals	Adopted 2018-19	2019-20
0011	37033	LIBRARY STATE AID FY18	5305201	OPERATING SUPPLIES	-	-	-	-	11,280.00
0011	37033	LIBRARY STATE AID FY18	5305222	OPER SUPP-CMPTR HARDWARE	-	-	-	3,000.00	12,500.00
0011	37033	LIBRARY STATE AID FY18	5305403	LIB MAT-ELECTR/OTH MEDIA	-	-	-	-	142,137.00
0011	37033	LIBRARY STATE AID FY18	5606401	EQUIPMENT \$5,000 OR MORE	-	-	-	40,000.00	-
0011	37033	LIBRARY STATE AID FY18	5606601	LIB BOOKS,PUBLICATIONS	-	-	-	226,200.00	200,300.00
0011	37033	LIBRARY STATE AID FY18	5606604	LIB MAT'LS-AUDIO/VIS AIDS	-	-	-	-	39,000.00
	37033	Total			-	-	-	658,105.00	464,818.00
0011	37034	LIBRARY STATE AID FY19	5303401	CONTRACTED SERVICES	-	-	-	-	12,600.00
0011	37034	LIBRARY STATE AID FY19	5304101	COMM SVC,DEVICES,ACCESSR	-	-	-	-	17,060.00
0011	37034	LIBRARY STATE AID FY19	5304301	UTILITY SRV-ELEC/WTR/SWR	-	-	-	-	89,000.00
0011	37034	LIBRARY STATE AID FY19	5304601	REPAIR/MAINT-BLDG & GRD	-	-	-	-	315,369.00
0011	37034	LIBRARY STATE AID FY19	5305101	OFFICE SUPPLIES	-	-	-	-	4,000.00
0011	37034	LIBRARY STATE AID FY19	5305201	OPERATING SUPPLIES	-	-	-	-	23,500.00
0011	37034	LIBRARY STATE AID FY19	5305221	OPER SUPP-CMPTR SOFTWARE	-	-	-	-	1,722.00
0011	37034	LIBRARY STATE AID FY19	5305222	OPER SUPP-CMPTR HARDWARE	-	-	-	-	16,500.00
0011	37034	LIBRARY STATE AID FY19	5305264	UNCAPZD EQUIP <\$1,000	-	-	-	-	52,670.00
0011	37034	LIBRARY STATE AID FY19	5606405	EQUIP-VEHICLE,TRLER>\$5000	-	-	-	-	40,000.00
0011	37034	LIBRARY STATE AID FY19	5909911	BUDGET RES-GRANTS	-	-	-	-	-
	37034	Total			-	-	-	-	572,421.00
0011	37053	LIB-LSTA INNOVATION GRT	5305264	UNCAPZD EQUIP <\$1,000	-	-	-	-	100.00
	37053	Total			-	-	-	-	100.00
0011	37263	PARKS-FRDAP AND SNOW PH1	5303401	CONTRACTED SERVICES	-	-	2,417.00	-	-
0011	37263	PARKS-FRDAP AND SNOW PH1	5304601	REPAIR/MAINT-BLDG & GRD	-	-	5,920.00	-	-
0011	37263	PARKS-FRDAP AND SNOW PH1	5304622	REPAIR/MAINT-RECR FIELDS	-	-	40,356.00	-	-
	37263	Total			-	-	48,693.00	-	-
0011	37264	PARKS-FRDAP AND SNOW PH2	5303401	CONTRACTED SERVICES	-	-	2,417.00	-	-
0011	37264	PARKS-FRDAP AND SNOW PH2	5304601	REPAIR/MAINT-BLDG & GRD	-	-	5,920.00	-	-
0011	37264	PARKS-FRDAP AND SNOW PH2	5304622	REPAIR/MAINT-RECR FIELDS	-	-	28,757.50	-	-
	37264	Total			-	-	37,094.50	-	-
0011	40011	GEN FUND-DISASTER	5101200	SALARIES & WAGES-REGULAR	-	1,379.66	-	-	-
0011	40011	GEN FUND-DISASTER	5101400	SALARIES & WAGES-OVERTIME	-	5,315.06	-	-	-
0011	40011	GEN FUND-DISASTER	5102100	FICA TAXES-MATCHING	-	512.15	-	-	-
0011	40011	GEN FUND-DISASTER	5102200	RETIREMENT CONTRIBUTIONS	-	568.60	-	-	-
0011	40011	GEN FUND-DISASTER	5102300	LIFE & HEALTH INSURANCE	-	310.45	-	-	-
0011	40011	GEN FUND-DISASTER	5102400	WORKERS COMP PREMIUMS	-	248.40	-	-	-
0011	40011	GEN FUND-DISASTER	5303101	PROFESSIONAL SERVICES	-	-	88,004.46	-	-
0011	40011	GEN FUND-DISASTER	5303401	CONTRACTED SERVICES	-	393,632.88	87,787.47	-	50,000.00
0011	40011	GEN FUND-DISASTER	5303436	CONTR SRV-TEMP LABOR	-	1,377.60	271.25	-	-
0011	40011	GEN FUND-DISASTER	5304001	TRAVEL & PER DIEM	-	641.17	-	-	-
0011	40011	GEN FUND-DISASTER	5304101	COMM SVC,DEVICES,ACCESSR	-	-	114.76	-	-
0011	40011	GEN FUND-DISASTER	5304301	UTILITY SRV-ELEC/WTR/SWR	-	130.00	100.00	-	-
0011	40011	GEN FUND-DISASTER	5304401	RENTAL/LEASE-EQUIPMENT	-	510.00	-	-	-
0011	40011	GEN FUND-DISASTER	5304601	REPAIR/MAINT-BLDG & GRD	-	53,547.05	91,366.48	-	-
0011	40011	GEN FUND-DISASTER	5304603	REPAIR/MAINT-EQUIPMENT	-	163.14	-	-	-
0011	40011	GEN FUND-DISASTER	5304701	PRINTING & BINDING	-	-	350.00	-	-
0011	40011	GEN FUND-DISASTER	5304801	PROMOTIONAL ACTIVITIES	-	492.00	-	-	-
0011	40011	GEN FUND-DISASTER	5304924	FEES/COSTS-PERMIT APPLN	-	214.09	-	-	-
0011	40011	GEN FUND-DISASTER	5305201	OPERATING SUPPLIES	-	45,627.91	2,090.76	-	-
0011	40011	GEN FUND-DISASTER	5305202	GAS, OIL & LUBRICANTS	-	127.19	13.25	-	-
0011	40011	GEN FUND-DISASTER	5305206	TOOLS & SMALL IMPLEMENTS	-	970.00	-	-	-
0011	40011	GEN FUND-DISASTER	5305225	OPER SUPP-MEDICAL SUPL'S	-	1,703.40	-	-	-
0011	40011	GEN FUND-DISASTER	5606372	IMPROV-BAYPORT	-	-	99,127.20	-	695,398.00
0011	40011	GEN FUND-DISASTER	5606401	EQUIPMENT \$5,000 OR MORE	-	22,970.62	6,732.00	-	-
	40011	Total			-	530,441.37	375,957.63	-	745,398.00
0011	05981	CONTINGENCIES RESERVE	5909910	BUDGET RES FOR CONTINGNCY	-	-	-	433,580.00	476,051.00
0011	05981	CONTINGENCIES RESERVE	5909935	BUDGET RES-EMERGENCY	-	-	-	3,035,063.00	3,332,360.00
0011	05981	CONTINGENCIES RESERVE	5909943	BUDGET RES-WESTSIDE CMLPX	-	-	-	-	500,000.00
0011	05981	CONTINGENCIES RESERVE	5909980	BUDGET RES-FUTURE YEAR	-	-	-	-	-
0011	05981	CONTINGENCIES RESERVE	5909981	BUDGET RES-STABILIZATION	-	-	-	3,035,063.00	3,332,360.00
0011	05981	CONTINGENCIES RESERVE	5909999	BUDG RES/CASH FORWARD	-	-	-	-	8,186,186.00
	05981	Total			-	-	-	6,503,706.00	15,826,957.00
0011	05991	CASH TO BE BROUGHT FORWRD	5909999	BUDG RES/CASH FORWARD	22,674,287.43	16,983,123.45	21,144,317.00	5,951,128.00	-
	05991	Total			22,674,287.43	16,983,123.45	21,144,317.00	5,951,128.00	-
		GENERAL FUND TOTAL			104,129,489.86	106,627,073.65	112,741,024.69	110,776,364.00	123,212,691.00

RESOLUTION NO.: 2019- 153

A RESOLUTION TO ADOPT THE TAX RATE AND CERTIFY THE LEVY TO THE PROPERTY APPRAISER OF HERNANDO COUNTY.

WHEREAS, the provisions of Chapter 129 and Chapter 200, Florida Statutes, provide the procedure for levying ad valorem millage and adopting the County's annual budget for Fiscal Year 2020; and the Board of County Commissioners of Hernando County, Florida, has complied with said laws and has provided for the adoption of said Budget, which said Budget includes all items that are necessary and proper as provided by law for the County; and

WHEREAS, the Hernando County Board of County Commissioners, pursuant to the authority vested in them under the laws of the State of Florida, is authorized to levy ad valorem taxes on property within the County; and

WHEREAS, the Hernando County Board of County Commissioners has determined that an ad valorem tax levy upon all property of the County subject to County taxes is necessary to provide funds for budgeted expenditures.

NOW, THEREFORE, BE IT RESOLVED BY THE BOARD OF COUNTY COMMISSIONERS OF HERNANDO COUNTY, FLORIDA, AS FOLLOWS:

SECTION 1. That there is hereby levied and assessed as a County tax, as designated by the laws of the State of Florida, on the tax roll for the year 2019 a uniform ad valorem tax on all property in the County of Hernando subject to County taxes hereinafter set forth; as determined for County tax purposes, on the assessed valuation of such property which said ad valorem tax levies are as shown on the attached Exhibit "A".

SECTION 2. That the Clerk of Circuit Court is hereby authorized to change the revenue and expenditure items within the above said budget to ensure a balanced budget at such time as the amount of tax revenues available to the County for County purposes on the basis of the attached millage is finally ascertained.

SECTION 3. That the said tax levy in the amount set forth on Exhibit "A", is hereby

certified to the Hernando County Property Appraiser for extension on the 2019 Tax Rolls of
Hernando County.



ADOPTED in Special Session this 24th day of September 2019, A.D.

BOARD OF COUNTY COMMISSIONERS
HERNANDO COUNTY, FLORIDA


Attest:


DOUG CHORVART, JR
CLERK

By:



JEFF HOLCOMB
CHAIRPERSON

APPROVED AS TO FORM
AND LEGAL SUFFICIENCY
BY 
County Attorney's Office

Attachment "A"

County Wide Millage Rates	2018/2019 Rates	Rolled-Back Rates	2019/2020 Final Rates	Percentage Over (Under) Roll-Back
BCC General Fund	6.8912	6.6935	7.8912	17.89%
BCC County Health	0.1102	0.1070	0.1102	2.99%
BCC Transportation Trust	0.7091	0.6888	0.7091	2.95%

RESOLUTION NO.: 2019-154

A RESOLUTION TO ADOPT THE TAX RATE AND CERTIFY THE LEVY TO THE HERNANDO COUNTY PROPERTY APPRAISER FOR THE EMERGENCY MEDICAL SERVICES TAX DISTRICT MSTU, STORMWATER MANAGEMENT PROGRAM MSTU, AND HC CONSOLIDATED FIRE / RESCUE MSTU.

WHEREAS, the Hernando County Board of County Commissioners, pursuant to Hernando County Ordinance No. 02-08 and §125.01, Florida Statutes, is authorized to levy ad valorem tax on property within the Emergency Medical Services Tax District MSTU; and

WHEREAS, the Hernando County Board of County Commissioners, pursuant to Hernando County Ordinance No. 03-07 and pursuant to §125.01, Florida Statutes, is authorized to levy ad valorem taxes on property within the Stormwater Management Program MSTU; and

WHEREAS The Hernando County Board of County Commissioners, pursuant to Hernando County Ordinance No. 2013-14 and pursuant to §125.01, Florida Statutes, is authorized to levy ad valorem taxes on property within the HC Consolidated Fire / Rescue MSTU; and

WHEREAS, the Hernando County Board of County Commissioners has determined that a tax levy, as provided for in said Hernando County Ordinance No. 02-08, in the amount set forth below upon all property of the MSTU lying within the Emergency Medical Services Tax District MSTU subject to County taxes is necessary to provide funds for budgeted expenditures; and

WHEREAS, the Hernando County Board of County Commissioners has determined that a tax levy, as provided for in said Ordinances No. 03-07, in the amount set forth below on all property of the Stormwater Management Program MSTU lying within said MSTU subject to County taxes is necessary to provide funds for budgeted expenditures; and

WHEREAS, The Hernando County Board of County Commissioners has determined that a tax levy, as provided for in said Ordinances No. 2013-14, in the amount set forth below on all property of the HC Consolidated Fire / Rescue MSTU lying within the said MSTU subject to County taxes is necessary to provide funds for budgeted expenditures; and

WHEREAS, the Hernando County Board of County Commissioners has approved by formal action, the required tax levies for the three MSTU's; and have provided for the adoption of the 2020

annual budgets for the three MSTU's all pursuant to the provisions of Chapter 129, Chapter 200, and other provisions of law.


NOW, THEREFORE, BE IT RESOLVED BY THE HERNANDO COUNTY BOARD OF COUNTY COMMISSIONERS AS FOLLOWS:

SECTION 1. That there is hereby levied and assessed within the Emergency Medical Services Tax District MSTU on the tax roll for the year 2019, a uniform ad valorem tax on all property within said MSTU subject to County taxes, in an amount as set forth in the attached Exhibit "A". Said ad valorem tax levy is hereby certified to the Hernando County Property Appraiser for extension on the 2019 tax rolls of Hernando County.

SECTION 2. That there is hereby levied and assessed within the Stormwater Management Program MSTU on the tax roll for the year 2019, a uniform ad valorem tax on all property within said MSTU subject to County taxes, in an amount as set forth in the attached Exhibit "A". Said ad valorem tax levy is hereby certified to the Hernando County Property Appraiser for extension on the 2019 tax rolls of Hernando County.

SECTION 3. That there is hereby levied and assessed within the HC Consolidated Fire / Rescue MSTU on the tax roll for the year 2019, a uniform ad valorem tax on all property within said MSTU subject to County taxes, in an amount as set forth in the attached Exhibit "A". Said ad valorem tax levy is hereby certified to the Hernando County Property Appraiser for extension on the 2019 tax rolls of Hernando County.

ADOPTED in Special Session this 24th day of September 2019, A.D.




Attest:

[Signature]
DOUG CHORVAT JR.
CLERK

BOARD OF COUNTY COMMISSIONERS
HERNANDO COUNTY, FLORIDA

[Signature]
By: _____
JEFF HOLCOMB
CHAIRPERSON



Attachment "A"

	2018/2019 Rates	Rolled-Back Rates	2019/2020 Final Rates	Percentage Over (Under) Roll-Back
Emergency Medical Svc MSTU	0.9100	0.8839	0.9100	2.95%
Stormwater MSTU	0.1139	0.1106	0.1139	2.98%
HC Consolidated Fire/Rescue MSTU	0.0000	0.0000	0.0000	0.00%

RESOLUTION NO. 2019- 155

A RESOLUTION TO ADOPT THE 2019 NON-AD VALOREM ASSESSMENT ROLLS AND 2020 BUDGETS FOR NINETY-EIGHT (98) MUNICIPAL SERVICE BENEFIT UNITS AND CERTIFYING SAID ASSESSMENT ROLLS FOR COLLECTION BY THE HERNANDO COUNTY TAX COLLECTOR AS AUTHORIZED BY FLORIDA STATUTES, CHAPTERS 125 & 197.

WHEREAS, pursuant to Chapter 125.01 and Chapter 197.3632, Florida Statutes, and pursuant to the Hernando County ordinances listed on the attached Exhibit "A," the Hernando County Board of County Commissioners has created Municipal Service Benefit Units as listed on the attached Exhibit "A," which is attached hereto and is incorporated as a part of this document.

WHEREAS these ninety-eight (98) Municipal Service Benefit units have adopted and submitted budgets for the same year which said budget was approved by the Hernando County Board of County Commissioners on September 24, 2019; and

WHEREAS, a non-ad valorem assessment roll has been prepared for each of the units listed on the attached Exhibit "A" which shows the lots and lands assessed, the amount of assessment against each lot or parcel, and the manner of repayment of said assessment; and

WHEREAS, the Board of County Commissioners desires to approve these ninety-eight (98) non-ad valorem assessments in order to provide funds for budgeted expenditures; and

WHEREAS, the Board of County Commissioners desires to impose an interest rate of 12 percent (12%) per year for delinquent payments; and

WHEREAS, said non-ad valorem assessments are to be included on the annual ad valorem tax bill mailed by the Tax Collector.

NOW, THEREFORE, BE IT RESOLVED BY THE BOARD OF COUNTY COMMISSIONERS OF HERNANDO COUNTY, FLORIDA, AS FOLLOWS:

SECTION 1. The non-ad valorem assessment rolls, as filed with the Clerk of the Circuit Court for the Municipal Service Benefit Units listed on Exhibit "A" are hereby confirmed, approved, ratified and adopted.

SECTION 2. Each of the non-ad valorem assessment rolls shall be recorded by the Clerk of the Circuit Court in a special assessment book for each of the Municipal Service Benefit Units. This Resolution shall be recorded in the O.R. Books of Hernando County and shall constitute notice of the levying of the non-ad valorem taxes against each of the parcels reflected in the special assessment books.

SECTION 3. The assessments shall constitute a lien upon all real property of the unit as of the date ad valorem taxes become liens. Unless fully paid and discharged or barred by law, said annual service charges shall remain liens equal in rank and dignity with the lien of County ad valorem taxes and superior in rank and dignity to all other liens, encumbrances, titles and claims in, to or against the real property involved. If the annual assessment levied on a lot is not paid, a tax certificate pertaining to the property may be sold by the tax collector as set forth in Chapter 197, Florida Statutes.

SECTION 4. The assessment rolls, identified in Section 1 hereof, are hereby certified to the Hernando County Tax Collector for mailing and collection.

ADOPTED in Special Session this 24th day of September 2019, A.D.



BOARD OF COUNTY COMMISSIONERS
HERNANDO COUNTY, FLORIDA

Attest:



DOUG CHORVART JR.
CLERK

By:



JEFF HOLCOMB
CHAIRPERSON




EXHIBIT A

OVERVIEW OF EXISTING MUNICIPAL SERVICE BENEFIT UNITS (MSBU)

Florida Statute Chapter 125.02 gives the Board of County Commissioners (BCC) the authority to create special taxing units within the unincorporated areas of Hernando County for the purpose of providing particular services for a specific geographic area. Florida Statute Chapter 187.3632 authorizes the uniform collection and levy of assessments to enable non-ad valorem assessments to be placed on the tax bills and collected in the same manner as ad valorem taxes. In Hernando County, such Municipal Service Benefit Units (MSBU) have been created to provide street lighting, fire protection, solid waste disposal, road paving, fire hydrants and maintenance of common areas such as subdivision entrances and park areas. The BCC creates MSBUs according to the procedures outlined in BCC Policy #16-1.

Assessments are calculated based upon the total operating cost for the MSBU, including Hernando County's administrative costs, and are divided equally among all units of record. Assessments are levied and collected in the same manner as ad valorem taxes.

The following table is a summary of each of the existing MSBUs in Hernando County as of September 24, 2010.

Count	Fund No.	Phase No.	MSBU Name	Ordinance No.	No. of Units	No. of Lights	Total Budget	Assessment Amount
1	7034	1	Southwest Household Garbage Collection	17-39	41,688.00	N/A	\$8,804,536.00	\$172.800
2	7581	3	Ridge Manor West Street Lighting	93-24	365.00	105	\$24,750.00	\$42.000
3	7591	6	Deerfield Street Lighting	95-23	248.00	66	\$24,280.00	\$61.000
4	7571	7	Lakeside Acres Street Lighting	93-22	131.00	45	\$22,370.00	\$45.000
5	7871	12	Silverthorn Street Lighting	98-23	835.00	266	\$115,490.00	\$90.000
6	7631	28	Ridge Manor Street Lighting	92-17	1,138.60	102	\$17,330.00	\$9.000
7	1681	36	Hernando County Consolidated Fire	89-11	See Detail	N/A	\$34,228,833.00	
							<i>Base Fee-all parcels (104,824.00 units)</i>	\$28,870
							<i>Unimproved Land per parcel (25,783.90 units)</i>	\$74.420
							<i>acreage (16,610.36 units)</i>	\$74.420
							<i>Residence-per unit (82,266.75 units)</i>	\$224.242
							<i>Commercial Inspection Fee-per business (2,976 units)</i>	\$137.933
							<i>Agricultural Building-per SF (67,069 units)</i>	\$0.011
							<i>Industrial/Warehouse/Gov-per SF (6,354,785 units)</i>	\$0.078
							<i>Churches-per SF \$309.83 max. (1,431,136 units)</i>	\$0.239
							<i>Commercial-per SF (13,695,084 units)</i>	\$0.238
							<i>Hospital/Nursing Home-per SF (618,753 units)</i>	\$0.595
							<i>River Run Club House-per unit (119 units)</i>	\$12.094
							<i>Greenbrier-per unit/Lot (100 units)</i>	\$3.972
							<i>Camp-A-Wyle-per unit/Lot (211 units)</i>	\$21.895
8	7111	40	Hernando Beach Units 13 B-C Street Lighting	91-17	424.00	149	\$23,510.00	\$32.000
9	7121	41	Windridge Street Lighting	91-17	23.00	15	\$7,880.00	\$180.000
10	7211	46	Regency Oaks Multipurpose	91-17	473.00	124	\$63,880.00	\$65.000
11	7231	47	Berkeley Manor Multipurpose	97-24	432.00	118	\$42,930.00	\$85.000
12	7041	48	Spring Hill Street Lighting	91-17	32,933.60	4,278	\$648,365.00	\$14.000
13	7081	49	Village at Hill 'N Dale Street Lighting	91-17	84.00	18	\$6,985.00	\$30.000
14	7031	50	River Country Multipurpose	97-22	See Detail	183	\$105,540.00	
							469.00 Residential units	\$135.000
							63.00 Commercial units	\$90.000
15	7201	52	Potterfield Garden Acres Street Lighting	91-17	128.00	16	\$8,640.00	\$30.000
16	7181	55	Seven Hills Street Lighting	97-25	1,203.00	387	\$94,630.00	\$62.000
17	7221	57	Hill 'N Dale Street Lighting	91-17	619.00	176	\$41,580.00	\$32.000
18	7641	61	Damoc Estates Street Lighting	92-07	164.00	28	\$9,340.00	\$35.000
19	7312	62	Dogwood Fire Hydrant	97-28	239.50	N/A	\$42,596.00	\$177.880
20	7401	65	Hernando Beach Street Lighting	91-17	2,291.50	31	\$9,360.00	\$2.000
21	7381	67	Barony Woods East Street Lighting	91-17	59.00	17	\$7,630.00	\$80.000
22	7511	69	Hernando Beach Boatlift Maintenance	92-16	947.00	N/A	\$137,785.00	\$150.000
23	7101	80	Braewood Street Lighting	91-17	97.00	11	\$9,170.00	\$42.000
24	7331	83	Holland Springs Multipurpose	91-37	49.00	34	\$26,860.00	\$65.000
25	7521	89	Weeki Wachee Woodlands Street Lighting	92-18	685.50	82	\$19,820.00	\$15.000
26	4411	89	Solid Waste Disposal (Landfill)	00-01	See Detail	N/A	\$12,418,599.00	
							<i>Single Family Residence-per unit (78,391 units)</i>	\$69.400
							<i>Multi Family Residence/Condo-per unit (1,661 units)</i>	\$63.300
							<i>Residential Class I Solid Waste (per ton)</i>	\$53.000
							<i>Commercial Class I Solid Waste-per ton</i>	\$54.500
							<i>Construction & Demolition Debris-per ton</i>	\$45.000
							<i>Yard Trash-per ton</i>	\$20.000
							<i>Tire Disposal/16" and under-per ton</i>	\$100.000
							<i>Tire Disposal/Semi-per ton</i>	\$100.000
							<i>Tire Disposal/Off-Road-per ton</i>	\$150.000
							<i>Travel Trailer-flat fee</i>	\$200.000
							<i>Single-wide Mobile Home-flat fee</i>	\$400.000
							<i>Double-wide Mobile Home-flat fee</i>	\$800.000
27	7931	124	Mitchell Heights Street Lighting	00-09	104.00	24	\$12,200.00	\$60.000
28	7901	125	Fort Dade Street Lighting	00-16	164.00	37	\$9,760.00	\$35.000
29	7841	128	The Oaks Grounds Maintenance	00-18	273.00	N/A	\$17,610.00	\$45.000
30	7102	144	Oakwood Acres Street Lighting	04-22	168.00	37	\$11,980.00	\$35.000
31	7032	145	Orchard Park Phase III Multipurpose	04-23	55.00	19	\$16,070.00	\$180.000
32	7042	152	Silver Ridge Street Lighting	06-13	165.00	39	\$25,040.00	\$95.000
33	7044	162	South Brooksville Lighting	06-11	371.34	83	\$14,470.00	\$31.000
34	7972	164	Dotted Wren Road Paving	10-03	1,022.00	N/A	\$7,380.00	\$2.428
35	7973	165	Mountain Mockingbird/Marvista Road Paving	10-04	1,570.53	N/A	\$13,070.00	\$2.678
36	7974	167	Golden Road Paving	10-08	689.53	N/A	\$6,580.00	\$2.588
37	7975	168	Owl Road Paving	10-07	2,981.00	N/A	\$18,260.00	\$2.353
38	7976	169	Croft Road Paving	10-08	7.00	N/A	\$6,810.00	\$259.658
39	7977	170	Nuzum Road Paving	10-09	4,340.00	N/A	\$19,340.00	\$1.691
40	7978	172	English Sparrow Road Paving	11-05	16.00	N/A	\$30,680.00	\$494.000

Count	Fund No.	Phase No.	MSBU Name	Ordinance No.	No. of Units	No. of Lights	Total Budget	Assessment Amount
41	7979	173	Flock West Road Paving	11-18	6.00	N/A	\$9,130.00	\$379,000
42	7982	174	Flatwood Road Paving	11-17	24.00	N/A	\$25,740.00	\$334,000
43	7983	175	Lomita Wren Road Paving	11-18	18.00	N/A	\$16,050.00	\$218,000
44	7984	176	Marvelwood Area Road Paving	11-19	62.00	N/A	\$51,830.00	\$280,000
45	7986	177	Phillips Road Paving	11-21	19.00	N/A	\$34,820.00	\$575,000
46	7933	178	State Road Canal Dredging	12-06	89.00	N/A	\$21,320.00	\$151,250
47	7986	179	Flicker Road Paving	12-08	16.00	N/A	\$12,630.00	\$320,320
48	7987	180	Phillips Road East Paving	12-14	38.00	N/A	\$23,160.00	\$370,000
49	7988	181	Puffin Road Paving	12-15	6.00	N/A	\$10,020.00	\$400,000
50	7989	182	Grass Finch Road Paving	12-16	22.00	N/A	\$12,880.00	\$260,000
51	7990	183	Harris Hawk Road Paving	12-17	65.50	N/A	\$27,570.00	\$219,000
52	7991	184	Ostrom/Allen Road Paving	13-15	8.50	N/A	\$19,130.00	\$733,000
53	7992	185	Hancock Lake Road Paving	14-02	33.00	N/A	\$25,610.00	\$463,000
54	7993	186	Benes Roush Road Paving	13-19	9.50	N/A	\$10,820.00	\$496,000
55	7994	187	Crum Road Paving	13-13	27.00	N/A	\$17,330.00	\$346,000
56	7995	188	Elder Road Paving	13-21	5.50	N/A	\$13,140.00	\$563,000
57	7944	189	Royal Highlands 2013-Area A	13-25	61.50	N/A	\$28,140.00	\$233,000
58	7996	190	Helene/Allen Road Paving	13-24	23.50	N/A	\$15,110.00	\$329,000
59	7945	191	Royal Highlands 2013- Area B	13-35	875.00	N/A	\$232,120.00	\$220,000
60	7946	192	Royal Highlands 2013-Area C	13-36	210.00	N/A	\$72,140.00	\$260,000
61	7948	193	Royal Highlands 2013-Area E	13-40	105.60	N/A	\$46,730.00	\$308,000
62	7949	194	Royal Highlands 2013-Area F	13-41	45.50	N/A	\$23,860.00	\$304,000
63	7421	195	West Hernando Street Lighting	13-42	3,255.00	1,191	\$287,430.00	\$50,000
64	7950	196	Royal Highlands Area G	14-20	159.00	N/A	\$103,680.00	\$218,000
65	7998	197	Paramount Area Road Paving	14-21	22.50	N/A	\$32,050.00	\$311,000
66	7997	198	Golden Warbler Road Paving	14-23	17.50	N/A	\$24,270.00	\$268,000
67	7932	199	Pine Warbler Road Paving	15-15	60.50	N/A	\$38,470.00	\$283,000
68	7933	200	Moberly Road Paving	15-16	58.50	N/A	\$22,940.00	\$274,000
69	7934	201	Mexican Canary Road Paving	15-17	16.50	N/A	\$29,950.00	\$473,000
70	7951	202	Royal Highlands Area I	15-18	171.50	N/A	\$80,770.00	\$254,000
71	7935	203	Godwit Area Road Paving	15-19	19.00	N/A	\$26,910.00	\$383,000
72	7936	204	Pelican Ave. Road Paving	15-20	12.00	N/A	\$22,500.00	\$401,000
73	7937	205	Furley Ave. Road Paving	15-21	16.00	N/A	\$23,780.00	\$355,000
74	7922	206	Pristine Place Multipurpose	15-22	703.00	200	\$77,170.00	\$85,000
75	7701	207	Carnes Area Road Paving	16-19	61.50	N/A	\$30,950.00	\$402,000
76	7702	208	Painted Bunting Road Paving	16-20	34.00	N/A	\$18,080.00	\$358,000
77	7943	209	RH Area B Driveway Aprons	17-04	37.00	N/A	\$14,020.00	\$271,000
78	7704	210	Jaybird Road Paving	17-09	61.00	N/A	\$22,430.00	\$384,000
79	7707	211	Gull Ave. Road Paving	17-10	8.00	N/A	\$4,120.00	\$424,000
80	7926	212	Taylor Street Millings	17-11	19.50	N/A	\$16,300.00	\$340,000
81	7703	213	Jackdaw Road Paving	17-19	15.00	N/A	\$7,000.00	\$365,000
82	7706	214	Old Squaw Ave. Road Paving	17-20	41.00	N/A	\$17,710.00	\$393,000
83	7939	215	Tinamou Area Road Paving *	17-21	53.50	N/A	\$264,270.00	\$443,000
84	7940	216	Alberta Street Road Paving *	17-23	21.50	N/A	\$168,100.00	\$598,000
85	7705	217	Kodiak Wren Road Paving	17-24	21.00	N/A	\$9,180.00	\$368,000
86	7938	218	Wood Owl Ave Road Paving *	17-25	38.50	N/A	\$203,810.00	\$442,000
87	7927	219	Sweet Gum Road Millings	17-34	33.00	N/A	\$15,330.00	\$340,000
88	7929	220	Nordica Rd Road Paving *	17-36	21.00	N/A	\$0.00	\$0.00
89	7928	221	Marsh Wren Ave Road Paving *	17-35	23.00	N/A	\$0.00	\$0.00
90	7930	222	Piping Plover Area Road Paving *	17-37	84.00	N/A	\$0.00	\$0.00
91	7942	223	White Rd Road Paving *	17-38	32.00	N/A	\$273,665.00	\$581,000
92	7980	224	Dolqueb Lane Area *	18-03	85.00	N/A	\$0.00	\$0.00
93	7980	225	Royal Highlands Area Lighting *	18-04	87.00	N/A	\$0.00	\$0.00
94	N/A	226	Michigan Ave Paving *	18-25	61.00	N/A	\$0.00	\$0.00
95	N/A	227	Johnathan Drive Paving *	18-24	15.00	N/A	\$0.00	\$0.00
96	N/A	228	Hurricane Drive Paving *	18-23	45.00	N/A	\$0.00	\$0.00
97	N/A	229	Pheasant Ave Paving *	18-28	195.00	N/A	\$0.00	\$0.00
98	4611	600	Unsafe Structure Abatement	15-02	10.00	N/A	\$27,557.00	\$0.000

* New MSBUs created in accordance with Florida Statutes and BCC Policy.

RESOLUTION NO. 2019- 156

WHEREAS, the Hernando County Board of County Commissioners has adopted the following Resolutions, to-wit: 2019- 153 and 2019- 154 and 2019- 155 authorizing the levy of ad valorem taxes within Hernando County for County purposes; authorizing the levy of ad valorem taxes within the Emergency Medical Services Tax District MSTU, and the Stormwater Management Program MSTU, and authorizing the levy of special assessments within ninety-eight (98) MSBU's; and

WHEREAS, the Hernando County Board of County Commissioners has conducted its budget hearings pursuant to Chapter 129 and 200, Florida Statutes.

NOW, THEREFORE, BE IT RESOLVED BY THE HERNANDO COUNTY BOARD OF COUNTY COMMISSIONERS AS FOLLOWS:

SECTION 1. There is hereby adopted as the Hernando County Budget for the Fiscal Year 2019-20 the document filed with the Clerk of Circuit Court at the public hearing conducted pursuant to Section 200.065, Florida Statutes and Section 129.03, Florida Statutes, held on September 24, 2019, as summarily depicted on the document attached hereto and made a part hereof, labeled Exhibit "A", incorporated by reference *in haec verba*; having a total budget of \$528,115,249.

ADOPTED in Special Session this 24th day of September 2019, A.D.


BOARD OF COUNTY COMMISSIONERS
HERNANDO COUNTY, FLORIDA



Attest: [Signature]
DOUG CHORVART, JR.
CLERK

By: [Signature]
JEFF HOLCOMB
CHAIRPERSON

Exhibit A is the Fiscal Year 2019-20 Budget and is available for review in the Clerk's Office, Board of County Commissions records.



**Hernando County, Florida
FY 2019-2020 Final Budget**

Fund Description		Final FY 19/20 Budget
0011	GENERAL FUND	123,212,691
1011	TRANSPORTATION TRUST FUND	9,596,036
1013	CONSTITUTIONAL GAS TAX	9,476,015
1015	COUNTY FUEL TAX	4,614,660
1017	LOGT 1-6 FUEL-GENL TRANSP	13,567,162
1022	ADDL LOGT 1-5 GAS-RES RDS	13,952,397
1024	NINTH-CT FUEL TAX-RES RDS	2,697,587
1031	HERNANDO/CITRUS MPO	1,160,063
1051	FL BOATING IMPROVEMNT PGM	463,280
1101	INTERGOVTL RADIO COMM PGM	469,520
1141	HEALTH UNIT TRUST FUND	1,223,026
1171	MOSQUITO CONTROL LOCAL	854,493
1181	STATE MOSQUITO CONTROL	81,605
1201	LAW ENFORCEMENT TRUST FND	195,929
1202	CRIME PREVENTION(775.083)	226,406
1203	HCSO REVENUE FUND	4,577,700
1204	HCSO CONTRACTS FUND	-
1242	ADDL COURT COST (939.185)	1,141,600
1245	ALCOHOL/DRUG ABUSE TRUST	26,571
1248	YOUTH COURT	97,952
1251	B911 COMMUNICATION SYSTEM	1,359,415
1261	TOURIST DEVELOPMENT TAX	1,440,231
1271	ST HOUSING INIT PRTNRSHP	1,773,440
1273	AFFORDABLE HOUSING	243
1278	KASS CIR NEIGHBORHOOD CRA	420
1431	LANDSCAPE ENHANCEMENT	343,000
1481	COURT IMPROVEMENT FUND	6,345,765
1482	COURT-RELATED TECHNOLOGY	1,058,202
1551	INDUSTRIAL/ECON INCENTIVE	-
1661	HC CONSOLIDATED FIRE	34,226,833
1691	HC FIRE RESCUE - RESCUE	18,274,977
1741	D SLOSBERG DRIVER ED SFTY	933,053
1781	LIBRARY ESTATE FUNDS	22,873
2071	NON-AD VAL REF REV BD S10	451,325
2081	BANK LOAN 2012	3,226,890
3121	CAPITAL IMPROVEMENT PGM	-
3135	RESTORE ACT FUND	330,653
3302	IF SRCHG I-75/SR50	33,600
3321	IMPACT FEE - PUBLIC BLDGS	2,585,279
3331	IMPACT FEE-ROAD DIST 1	1,453,660
3332	IMPACT FEE-ROAD DIST 2	1,208,800
3333	IMPACT FEE-ROAD DIST 3	1,016,040
3334	IMPACT FEE-ROAD DIST 4	3,914,000
3341	IMPACT FEE-PARK DIST 1	441,500
3342	IMPACT FEE-PARK DIST 2	1,646,462
3343	IMPACT FEE-PARK DIST 3	131,735
3344	IMPACT FEE-PARK DIST 4	755,200
3351	IMPACT FEE-LIBRARY	285,660
3361	IMPACT FEE-LAW ENFORCEMNT	156,700
3362	IMPACT FEE-JAIL	47,666

**Hernando County, Florida
FY 2019-2020 Final Budget**

Fund Description		Final FY 19/20 Budget
3373	IMPACT FEE-FIRE-HERN BCH	22,165
3375	IMPACT FEE - FIRE-HC FIRE	1,520,300
3381	IMPACT FEE-AMBULANCE	221,021
4111	HERNANDO COUNTY UTILITIES	59,710,844
4121	HCUD RENEWAL AND REPLCMNT	9,702,695
4132	HCUD CONNECTION FEE-WATER	5,264,003
4133	HCUD CONNECTION FEE-SEWER	11,299,833
4141	HCUD BOND PROCEEDS	7,700,000
4142	STATE REVOLVING FUNDS-SRF	3,853,919
4144	HCUD - CAPITAL	32,756,664
4311	AIRPORT/INDUSTRIAL PARK	9,881,678
4411	SOLID WASTE AND RECYCLING	12,416,599
4431	CLOSURE & LTC ESCROW	9,085,080
4461	FUTURE CELL CONSTRUCTION	12,839,378
4471	SOLID WASTE/RECYC-CAPITAL	8,587,933
4481	SOLID WASTER/RECYC-CAPITAL	307,500
4611	HERN CO DEVELOPMENT SVCS	7,274,461
5011	CENTRAL FUELING SYSTEM	1,329,961
5021	RISK MANAGEMENT	6,296,769
5031	WORKER'S COMP SELF INSUR	5,964,628
5061	COMPUTER REPLACEMENT	549,408
5071	VEHICLE MAINTENANCE	3,027,783
5081	FLEET REPLACEMENT PROGRAM	9,885,049
5121	MEDICAL INSUR SELF-INS	16,699,153
7031	RIVER COUNTRY MULTI-PURP	105,540
7032	ORCHARD PK III MULTI-PURP	16,070
7033	STATE RD CANAL DREDG MSBU	21,320
7034	TRASH COLLECTION MSBU	8,804,536
7041	SPRING HILL LIGHTING	648,385
7042	SILVER RIDGE ST LTG MSBU	25,040
7044	SOUTH BROOKSVILLE ST LTG	14,470
7061	RIV RUN/WTRS-WW-SWR MSBU	-
7081	VILLAGE AT H-N-D LIGHTING	6,965
7101	BRAEWOOD LIGHTING	9,170
7102	OAKWOOD ACRES STREET LTG	11,950
7111	H BCH SO UNITS 13-B-C LTG	23,510
7121	WINDRIDGE LIGHTING	7,880
7181	SEVEN HILLS LIGHTING	94,530
7201	POTTERFIELD GDN ACR LTG	8,640
7211	REGENCY OAKS LIGHTING	63,880
7221	HILL N DALE LIGHTING	41,580
7231	BERKELEY MANOR MULTI-PURP	42,930
7312	DOGWOOD EST FIRE HYD PH 2	42,598
7322	PRISTINE PL MLTI PUR MSBU	77,170
7331	HOLLAND SPG MULTI-PURPOSE	26,860
7381	BARONY WOODS E LIGHTING	7,530
7401	HERNANDO BEACH LIGHTING	9,380
7421	WEST HERNANDO ST LTG	267,430

**Hernando County, Florida
FY 2019-2020 Final Budget**

Fund Description		Final FY 19/20 Budget
7511	HERN BEACH BOATLIFT	137,765
7521	W W WOODLANDS LTG	19,820
7531	RIDGE MANOR LTG	17,330
7541	DAMAC ESTATES LTG	9,340
7552	STORMWATER MGMT MSTU	7,736,006
7571	LAKESIDE ACRES STREET LTG	22,370
7581	RIDGE MANOR W STREET LTNG	24,750
7591	DEERFIELD ACRES ST LTG	24,290
7671	SILVERTHORN STREET LIGHT	115,490
7701	CARNES AREA RD PAVING	30,950
7702	PAINTED BUNTING RD PAVING	18,080
7703	JACKDAW ROAD PAVING	7,000
7704	JAYBIRD ROAD PAVING	22,430
7705	KODIAK WREN RD PAVING	9,160
7706	OLD SQUAW AVE RD PAVING	17,710
7707	QUILL AVE ROAD PAVING	4,120
7901	FORT DADE MOBILE HOME-LTG	9,750
7924	DESERT SPARROW RD PAVING	-
7925	BAHAMA SWALLOW RD PAVING	-
7926	TAYLOR ST MILLINGS MSBU	16,300
7927	SWEETGUM RD MILLINGS MSBU	15,330
7931	MITCHELL HEIGHTS ST LTG	12,200
7932	PINE WARBLER PV MSBU	38,470
7933	MABERLY ROAD PAVING MSBU	22,940
7934	MEXICAN CANARY PAV MSBU	29,950
7935	GODWIT AREA RD PAV MSBU	26,910
7936	PELICAN AVE RD PAV MSBU	22,500
7937	FURLEY AVE RD PAV MSBU	23,760
7938	WOOD OWL AVE RD PAV MSBU	203,810
7939	TINAMOU AREA RD PAV MSBU	264,270
7940	ALBERTA ST RD PAV MSBU	166,100
7941	THE OAKS GROUND MAINT	17,610
7942	WHITE RD PAV MSBU	273,665
7943	ROYAL HIGHLANDS DRWY APR	14,020
7944	ROYAL HIGHLANDS "A" PAV	26,140
7945	ROYAL HIGHLANDS "B" PAV	232,120
7946	ROYAL HIGHLANDS "C" PAV	72,140
7948	ROYAL HIGHLANDS "E" PAV	46,730
7949	ROYAL HIGHLANDS "F" PAV	23,860
7950	ROYAL HIGHLANDS "G" PAV	103,680
7951	STRINGER ROAD PAVING	80,770
7967	ESKIMO CURLEW PAVING MSBU	-

**Hernando County, Florida
FY 2019-2020 Final Budget**

Fund Description		Final FY 19/20 Budget
7968	FLOCK AVE RD PAVING MSBU	-
7969	OLSEN ROAD PAVING MSBU	-
7970	OSPREY AVE RD PAVING MSBU	-
7972	DOTTED WREN PAVING MSBU	7,380
7973	MTN MOCKINGBIRD/MARV PAV	13,070
7974	GOLDEN AVE RD PAVING MSBU	6,580
7975	OWL ROAD PAVING MSBU	18,260
7976	CROFT LANE RD PAVING MSBU	6,810
7977	NUZUM ROAD PAVING MSBU	19,340
7978	ENGLISH SPARROW PAV MSBU	30,580
7979	FLOCK AV WEST-PAV MSBU	9,130
7982	FLATWOOD RD PAVING MSBU	25,740
7983	LOMITA WREN SOUTH RD PAV	16,050
7984	MARVEL WOOD AREA RD PAVING	51,830
7985	PHILLIPS RD PAVING MSBU	34,620
7986	FLICKER ROAD PAVING MSBU	12,630
7987	PHILLIPS EAST RD PAV MSBU	23,160
7988	PUFFIN RD PAV MSBU	10,020
7989	GRASS FINCH RD PAV MSBU	12,880
7990	HARRIS HAWK RD PAV MSBU	27,570
7991	SUN ROAD PAVING MSBU	19,130
7992	HANCOCK LK RD PAV MSBU	25,610
7993	BENES ROUSH RD PAV MSBU	10,820
7994	CRUM RD PAV MSBU	17,330
7995	EIDER RD PAV MSBU	13,140
7996	HELEN/ALLEN RD PAV MSBU	15,110
7997	GOLDEN WARBLER RD PV MSBU	24,270
7998	PARAMOUNT AREA RD PV MSBU	32,050
Total - All County Funds		528,115,249

General Fund Department Listing

(in department number order)

Board Of Co Commissioners (01051)	State Attorney-Article V (02394)
County Administration (01101)	Court System-Article V (02395)
Office of Public Information (01102)	Emergency Management (02401)
Office Of Mgmt. And Budget (01151)	Aquatic Plant Management (03331)
County Attorney's Office (01201)	Indigent Care (03401)
Sensitive Lands (01231)	Contrib-Comp Planning (03481)
Human Resources (01251)	Cont-Cons & Resource Mgmt. (03501)
Technology Services (01301)	Contrib-Mental Health (03531)
Insurance Costs (01371)	Contrib-Other Human Svcs (03571)
Purchasing And Contracts (01401)	Welfare Services (03701)
Animal Services (01421)	Social Services (03711)
Aquatic Services (01461)	Zoning - GF (03913)
MLK Compound (01471)	Parks & Recreation (04441)
Code Enforcement (01531)	Library Services (04601)
Facilities Maintenance (01701)	Cooperative Extension Svc (04801)
Chinsegut Hill Facilities (01703)	Little Rock Cannery (04881)
Airport/Ind Park Transfer (01731)	Debt Service/Transfers (05901)
Planning (01751)	Contingencies Reserve (05981)

General Fund Department Listing

(in department number order)

Business Development (01771)	Planning-Mass Transit Sys (34041)
Mass Transit System (01791)	Planning-Mass Transit Sec 5311 (34042)
Veteran's Services (01801)	Planning-Mass Transit Sec 5339 (34043)
Property Appraiser (01901)	Planning-Mass Transit Srv Dev (34044)
Tax Collector (01921)	HHS-FY15 CDBG House Rehab (35084)
Clerk Of Circuit Court (01951)	Library State Aid FY17 (37032)
Supervisor Of Elections (01981)	Library State Aid FY18 (37033)
Sheriff (02051)	Library State Aid FY19 (37034)
Jail Medical/Other (02091)	Library Services & Technology Act (37053)
Dept. Of Juvenile Justice (02092)	Disaster: FEMA National Disaster (40011)
Medical Examiner (02380)	
Guardian Ad Litem Program (02391)	
Public Defender-Article V (02393)	

Special Revenue Fund Department Listing

(in department number order)

Transportation Trust Fund (1011)	Additional Court Costs (1242)
Constitutional Gas Tax (1013)	Alcohol/Drug Abuse Trust (1245)
County Fuel Tax (1015)	Youth Court (1248)
Local Option Fuel Tax (1-6) (1017)	E-911 System (1251)
Add'l LOGT (1-5) Residential Roads (1022)	Tourist Development Tax (1261)
Ninth Cent Fuel Tax- Residential Roads (1024)	S.H.I.P. Housing (1271)
Hernando/Citrus MPO (1031)	Affordable Housing (1273)
Florida Boating Improvement (1051)	Kass Cir Neighborhood CRA (1278)
800 MHz Radio System (1101)	Landscape Enhancement (1431)
Health Unit Trust Fund (1141)	Court Improvement (1481)
State Mosquito Control Local (1171)	Court Related Technology (1482)
State Mosquito Control (1181)	Industrial/Economic Incentives (1551)
Law Enforcement Trust (1201)	HC Consolidated Fire (1661)
Crime Prevention (1202)	HC Consolidated Rescue (1691)
HCSO Revenue Fund (1203)	D Slosberg Driver Education Safety (1741)
HCSO Contracts Fund (1204)	Library Estate Funds (1781)
Sensitive Lands (1231)	

Debt Service Funds Department Listing

(in department number order)

Non Ad Valorem Ref Rev Bond S10 (2071)

Non Ad Valorem Ref Rev Note 2012 (2081)

Capital Funds Department Listing

(in department number order)

Capital Improvement Program (3121)

Restore Act Fund (3135)

IF SRCHG I-75/SR50 (3302)

Impact Fees - Public Buildings (3321)

Impact Fees - Roads - Dist 1 (3331)

Impact Fees - Roads - Dist 2 (3332)

Impact Fees - Roads - Dist 3 (3333)

Impact Fees - Roads - Dist 4 (3334)

Impact Fees - Parks - Dist 1 (3341)

Impact Fees - Parks - Dist 2 (3342)

Impact Fees - Parks - Dist 3 (3343)

Impact Fees - Parks - Dist 4 (3344)

Impact Fees - Library (3351)

Impact Fees - Law Enforcement (3361)

Impact Fees - Jail (3362)

Impact Fees - Fire HC Consolidated Fire (3375)

Impact Fees - Ambulance (3381)

Enterprise Fund Department Listing

(in department number order)

Hernando County Utilities (4111)

Hernando County Utilities - R & R (4121)

Hernando County Utilities - Connection Fees - Water (4132)

Hernando County Utilities - Connection Fees - Sewer(4133)

Hernando County Utilities - Bond Proceeds (4141)

Hernando County Utilities - Loan Proceeds (4142)

Hernando County Utilities - Capital (4144)

Airport/Industrial Park (4311)

Solid Waste and Recycling (4411)

Landfill Closure + LTC Escrow (4431)

Future Cell Construction (4461)

Solid Waste Recycle Capital (4471)

Development Services (4611)

Internal Service Funds Department Listing

(in department number order)

Central Fueling (5011)

Risk Management (5021)

Worker's Compensation (5031)

Computer Replacement Program (5061)

Vehicle Maintenance (5071)

Vehicle Replacement Program (5081)

Health Insurance Self-Ins (5121)

**Municipal Service Benefit / Taxing Unit
Department Listing**

(in department number order)

River Country Multi-Purpose PH 50 (7031)	Pristine Pl Mlti Pur MSBU (7322)
Orchard Pk III Multi-Purp (7032)	Holland Spg Multi PH 83 (7331)
State Rd Canal Dredg MSBU (7033)	Barony Woods E Lighting PH 66 (7381)
Household Garbage Collection (7034)	Hernando Beach Lighting PH 65 (7401)
Spring Hill Lighting PH 48 (7041)	West Hernando St Ltg (7421)
Silver Ridge St Ltg MSBU (7042)	Hern Beach Boatlift (7511)
South Brooksville St Ltg (7044)	W W Woodlands Ltg (7521)
Village At H-N-D Lighting PH 49 (7081)	Ridge Manor Ltg (7531)
Braewood Lighting (7101)	Damac Estates Ltg (7541)
Oakwood Acres Street Ltg (7102)	Stormwater Mgmt MSTU (7552)
H Bch So Units 13 B-C Ltg PH 40 (7111)	Stormwater Public Education (33212)
Windridge Lighting PH 41 (7121)	Lakeside Acres Street Ltg (7571)
Seven Hills Lighting PH 55 (7181)	Ridge Manor W Street Ltg (7581)
Potterfield Gdn Acr Ltg PH 52 (7201)	Deerfield Acres St Ltg (7591)
Regency Oaks Lighting PH 46 (7211)	Silverthorn Street Lighting (7671)
Hill-N-Dale Lighting PH 57 (7221)	Carnes Area Rd Paving (7701)
Berkeley Manor Multi-Purp (7231)	Painted Bunting Rd Paving (7702)
Dogwood Est Fire Hyd PH 2 (7312)	Jackdaw Road Paving (7703)

**Municipal Service Benefit / Taxing Unit
Department Listing**

(in department number order)

Jaybird Road Paving (7704)	Royal Highlands Drwy Apr (7943)
Kodiak Wren Rd Paving (7705)	Royal Highlands "A" Pav (7944)
Old Squaw Ave Rd Paving (7706)	Royal Highlands "B" Pav (7945)
Quill Ave Road Paving (7707)	Royal Highlands "C" Pav (7946)
Fort Dade Mobile Home Ltg (7901)	Royal Highlands "E" Pav (7948)
Taylor St Millings MSBU (7926)	Royal Highlands "F" Pav (7949)
Sweetgum Rd Millings MSBU (7927)	Royal Highlands "G" Pav (7950)
Mitchell Heights St Ltg (7931)	Royal Highlands "I" Pav (7951)
Pine Warbler Pv MSBU (7932)	Flock Ave Rd Paving MSBU (7968)
Maberly Road Paving MSBU (7933)	Dotted Wren Paving MSBU (7972)
Mexican Canary Pav MSBU (7934)	Mtn Mockingbird/Marv Pav (7973)
Godwit Area Rd Pav MSBU (7935)	Golden Ave Rd Paving MSBU (7974)
Pelican Ave Rd Pav MSBU (7936)	Owl Road Paving MSBU (7975)
Furley Ave Rd Pav MSBU (7937)	Croft Lane Rd Paving MSBU (7976)
Wood Owl Avenue Rd Pav MSBU (7938)	Nuzum Road Paving MSBU (7977)
Tinamou Area Rd Pav MSUB (7939)	English Sparrow Pav MSBU (7978)
Alberta St Rd Pav MSUB (7940)	Flock Av West Pav MSBU (7979)
The Oaks Ground Maint (7941)	Flatwood Rd Paving MSBU (7982)

**Municipal Service Benefit / Taxing Unit
Department Listing**

(in department number order)

Lomita Wren South Rd Pav (7983)

Marvelwood Area Rd Paving (7984)

Phillips Rd Paving MSBU (7985)

Flicker Road Paving MSBU (7986)

Phillips East Rd Pav MSBU (7987)

Puffin Rd Pav MSBU (7988)

Grass Finch Rd Pav MSBU (7989)

Harris Hawk Rd Pav MSBU (7990)

Ostrom/Allen Rd Pav MSBU (7991)

Hancock LK Rd Pav MSBU (7992)

Benes Roush Rd Pav MSBU (7993)

Crum Rd Pav MSBU (7994)

Eider Rd Pav MSBU (7995)

Helen/Allen Rd Pav MSBU (7996)

Golden Warbler Rd Pv MSBU (7997)

Paramount Area Rd Pv MSBU (7998)

**HERNANDO COUNTY
GLOSSARY**

Accrual Basis – The basis of accounting under which transactions are recognized when they occur and are significantly complete.

Ad Valorem Tax - A tax levied on the assessed value (net of any exemptions) of real or personal property. This is commonly referred to as “property tax.”

Adjusted Final Millage - Under Florida law, the actual tax rate levied by a local government when tax bills are issued. The rate is adjusted for corrected errors in property assessments for tax purposes and for changes in assessments made by property appraisal adjustment boards in each county. Usually, such changes are very slight and the adjusted millage rarely changes from the levy set by the taxing authority.

Adjusted Taxable Value – The value of the portion of a jurisdiction’s taxable property for a new year, which represents only the increased value of property on the tax roll from the previous year, and excludes the assessed value of new construction.

Adopted Budget - The financial plan of revenues and expenditures for a fiscal year as approved by the Board of County Commissioners.

Aggregate – Constituting or amounting to a whole; total; combined.

Aggregate Millage Rate - The weighted sum of all property tax levies imposed by the governing body of a county.

Amendment - A change to an adopted budget that realigns funds within a fund total.

Appropriation - A specific amount of funds authorized by the Board of County Commissioners to which financial obligations and expenditures may be made.

Article V – As used herein is Revision 7 of Article V of the Florida Constitution passed in 1998. The revision changed the way that State Courts and related programs are funded. Full implementation occurred in 2003. However, the legislature has passed bills both in 2004 and 2005 making adjustments to various court funding mechanisms.

Assessed Value - A value established by the County Property Appraiser for all real or personal property for use as a basis for levying property taxes.

Balance Forward – Amount of cash remaining in a particular fund brought into a new fiscal year.

Balanced Budget – A budget in which anticipated revenues to be collected in one fiscal year are equal to or greater than the total anticipated expenditures for any one fiscal year.

Base Budget – Ongoing expenditures for personnel, operating expenses, and replacement of supplies and equipment required to maintain service levels previously authorized by the Board of County Commissioners.

Basis of Budgeting – The basis of budgeting refers to the conversions for recognition of costs and revenue in budget development and in establishing and reporting appropriations that are the legal authority to spend or collect revenues.

Board of County Commissioners - The governing Body of Hernando County composed of five persons elected at large.

Bond - A written promise to pay a sum of money on a specific date at a specified interest rate as detailed in a bond ordinance. Bonds are typically used for long-term debt to pay for specific capital expenditures.

Budget – Comprehensive financial operating plan that allocates limited revenues among competing expenditure requirements for a given time period. The budget, once adopted, is the legal authorization to expend county funds during the fiscal year. It may be amended during the fiscal year by the governing body and/or management in accordance with procedures, rules and regulations.

Proposed Budget: County Administrator’s recommendation to the Board of County Commissioners.

Approved Tentative Budget: Board’s modification to the recommendation (basis for the first public hearing).

Adopted Budget: Board-approved budget adopted by resolution at the second and final public hearing.

Budget Accounts – Accounts used to enter the formally adopted annual operating budget into the general ledger as part of the management control technique of formally integrating the budgetary and financial systems.

Budget Calendar - The schedule of key dates involved in the process of adopting and executing an annual budget.

Budget Document - The official written statement of the annual fiscal year financial plan for the county as presented by the County Administrator.

Budget Hearing - The public hearing conducted by the Board of County Commissioners to consider and adopt the annual budget.

Budget Message - A written statement presented by the County Administrator to explain principal budget issues and to provide policy recommendations to the Board of County Commissioners.

Capital Improvement Funds – Used to account for financial resources to be used for acquisition or construction of major capital facilities (other than those financed by proprietary or trust funds).

Capital Improvement Project - Physical assets, constructed or purchased, that has a minimum cost of \$50,000, and a minimum useful life of ten (10) years.

Capital Improvement Programs (CIP) – Multi-year program for planning and financing public facilities improvements. The program is developed from departmental requests and is based on studies of financial resources available and consistency of proposed improvements with adopted Comprehensive Plan policies. The first year of the CIP will be adopted as an integral part of the annual budget. It includes land acquisitions, building improvements, transportation improvements, improvements, improvements to other public facilities, and equipment over \$50,000, with a useful life of at least ten years.

Capital Outlay - Construction and Improvements - Major construction projects that increase the value of the county’s fixed assets.

Capital Outlay - Equipment -- Durable items more than \$1,000 value which are non-consumable (e.g., vehicles, computers) but do not include capital items such as buildings.

Capital Project Funds – Used to account for financial resources to be used for acquisition or construction of major capital facilities (other than those financed by proprietary or trust funds).

Cash Basis – A basis of accounting under which transactions are recognized only when cash is received or disbursed.

Certificates of Participation – A type of lease financing where the lessee makes debt service payments to the lessor in exchange for the asset being leased. However, the lessor sells certificates that represent a share of the lease payments to investors.

Commercial Paper – Short-term, unsecured promissory notes issued in either registered or bearer form, and usually backed by a line of credit with a bank. Maturities do not exceed 270 days and generally average 30-45 days.

Contingency Reserve - A budgetary reserve to provide for emergency or unanticipated expenditures during the fiscal year.

Contracted Services – Services rendered to the county by private firms, individuals or other county departments on a contract basis. Examples include consulting services and legal services.

County Administrator - The Chief Executive Officer of the county appointed by the Board of County Commissioners.

County Share - The difference between the total expenditures and the amount of revenues supplied by other sources, which is necessary to support the department or program.

Debt Service - The costs and payments associated with payment of general long-term debt of principal and interest resulting from the issuance of bonds or other financing.

Debt Service Funds – Used to account for accumulation of resources for, and payment of, general long-term debt principal and interest. Specific revenue sources are pledged to provide repayment of various bond issues.

Dedicated – Committed for a particular use or function.

Deficit - The excess of expenditures over revenues during a fiscal year.

Deficit - The excess of expenditures over revenues during a fiscal year.

Dependent Special District - A special district, organized to perform a single, or restricted number of governmental functions, whose budget is established by the governing body of the County to which it is dependent, i.e., Municipal Service Benefit Unit (MSBU), Municipal Service Taxing Unit (MSTU).

Depreciation - The periodic expiration of an asset's useful life.

Economic – Of, or relating to the production, development, and management of material wealth, as of a country or household.

Encumbrance - The commitment of appropriated funds to purchase an item or service.

Enhancement – An improvement to a programmatic service level.

Enterprise Fund - A governmental accounting fund in which the services provided is financed and operated similarly to those of a private business enterprise, i.e., through user charges such as Hernando County Utilities Department.

Expenditure - Decreases in financial resources for the procurement of assets or the cost of goods and/or services received.

Expenses – Charges incurred for operation, maintenance, interest and other charges.

Final Millage - The tax rate adopted in the final public budget hearing of a taxing authority.

Fiscal Year (FY) - The annual budget year for the county which runs from October 1 through September 30.

Fixed Assets - Assets of a long-term character which are intended to continue to be held or used, such as land, buildings, improvements other than building, i.e., recreation facilities, parking lots, etc.; machinery and equipment with a life expectancy of one year or more.

Franchise Fees – User fees charged by the county for use of public rights of way by utility companies. The fee is typically a percentage of gross revenues of the utility company.

Full-time Equivalency (FTE) - The percentage of a full year's employment, e.g., one full year's employment is 1.0 FTE, ½ years' employment is 0.5 FTE.

Fund - A fiscal and accounting entity with a self-balancing set of accounts recording cash and other financial resources, together with all related liabilities and residual equities or balances, and changes therein, which are segregated for the purpose of carrying on specific activities or attaining certain objectives in accordance with special regulations, restrictions, or limitations.

Fund Balance - The excess of fund assets over liabilities, also called cash carried forward. These unspent funds are included as revenue in the following year's budget. A negative fund balance is sometimes referred to as a deficit.

Function - A major class or grouping of tasks directed toward a common goal, such as general government, public safety, physical environment, etc. For the purposes utilized in budgetary analysis, the State of Florida has established these categories of functions and financial reports must be grouped according to those established functions.

Generally Accepted Accounting Principles (GAAP) - Uniform minimum standard of and guidelines for financial accounting and reporting. They govern the form and content of an entity's basic financial statements. GAAP encompasses the conventions, rules, and procedures necessary to define accepted accounting practices at a particular time.

General Fund - The governmental accounting fund supported by ad valorem (property) taxes, service charges, and other general revenues to provide countywide operating services. This may be referred to as the Operating Fund.

Goal - A statement that describes the purpose toward which an endeavor is directed, such as a target or target area.

Grant - A contribution of assets (usually cash) by one governmental unit or other organization to another made for a specified purpose.

Gross Taxable Value - The total taxable value of real property, plus personal property for operating purposes, plus centrally assessed property for operational purposes for a single year.

Hazmat - The department established for the handling and cleanup of hazardous materials during emergency situations.

Homestead Exemption - Deduction from the total taxable assessed value of owner-occupied property. The current maximum exemption is \$25,000. Taxpayers must request exemptions.

Impact Fees - Fees charged to a developer and/or owner/builder to offset, in whole or part, the cost of capital improvements to meet growth demands. Impact fees are assessed for county owned capital facilities for parks, fire-rescue, library, law enforcement, public buildings, schools and roads.

Indirect Costs - Costs associated with, but are not directly attributable to the providing of a product or service. These are usually costs incurred by administrative departments in the support of operating departments.

Interfund Transfers - Budgeted amounts transferred from one governmental accounting fund to another for work or services provided. These represent a "double counting" of expenditures. Therefore, these amounts are deducted from the total county operating budget to calculate the "net" budget.

Intergovernmental Revenue - Revenue received from another government unit for a specific purpose, e.g. such as grant awards or sales tax distribution.

Internal Service Fund - A governmental accounting fund used to account for the financing of goods or services provided by one county department to another on a cost reimbursement basis.

Key Objectives - A broad statement of the purpose of a department and how it relates to other departments within the organizational structure. It establishes the purpose of the departmental organization and states the primary result to be accomplished.

Level of Service - Service that comprises actual output of a given program. The focus is on results as indicated by certain units of measure.

Levy - To impose taxes, special assessments, or service charges; or, another term used for millage rates.

Liability - Debt or other obligations arising out of transactions in the past, which must be liquidated, renewed, or refunded at some future date. The term does not include encumbrances.

Line-Item Budget - A budget that lists each account category separately along with the dollar amount budgeted for each account, such as office supplies, overtime, or rolling stock purchases.

Local Option Sales Tax - An infrastructure surtax to be levied by local governments as approved by referendum at a rate of ½ cent or 1 cent. Tax may be effective for up to fifteen years from the date of levy. Proceeds must be expended on fixed capital expenditures or fixed capital costs for construction, reconstruction, or improvement of public facilities that have a life expectancy of five or more years and land acquisition, land improvement, and related design and engineering costs.

Mandate - Any responsibility, action, or procedure that is imposed by one sphere of government on another through constitutional, legislative, administrative, executive, or judicial action as a direct order, or that is required as a condition of aid.

Mill, Millage - 1/1000 of one dollar; used in computing taxes by multiplying the rate times taxable value divided by 1,000. Example: a millage rate of 5.60: taxable value of \$50,000 = $(\$50,000/1,000) \times \$5.60 = \$280.00$.

Mission Statement - Describes the overall broad purpose of an entity to which all efforts are directed. A mission statement describes general purposes and values, states the overall reason for existence in terms of results, and show direction.

Modified Accrual Basis of Accounting - A basis of accounting for governmental funds in which revenues are recognized when they become measurable and available as net current assets, and expenditures are recognized when the related fund liability is incurred.

Municipal Services Benefit Unit (MSBU) - A specific benefit unit established by the Board of County Commissioners, via an adopted ordinance, which derives a specific benefit for which a levy or special assessment is imposed to defray part or all of the cost of providing that benefit.

Municipal Services Taxing Unit (MSTU) - A specific taxing unit established by the Board of County Commissioners, via an adopted ordinance, which derives an indirect benefit for which an ad valorem tax levy is imposed to defray part or all of the cost of providing that benefit.

Non-operating Expenditures - Costs of government services that are not directly attributable to a specific County program or operation. Examples include debt service obligations and contributions to community service organizations.

Non-operating Revenue - Income received by a government not directly attributable to providing a service. An example would be interest on investments.

Non-taxing Revenue - Revenue derived from non-tax sources, including licenses and permits, intergovernmental revenue, charges for services, fines and forfeitures, and other miscellaneous revenue.

Object Category - An account to which an expense or expenditure is recorded in order to accumulate and categorize the various types of payments that are made by governments. These are normally grouped into Personal Services, Operating Expenses, Debt Service, Capital Outlay, and Other categories for budgetary analysis and financial reporting purposes. The State of Florida Uniform Accounting System mandates certain object codes.

Objective - A defined method to accomplish an established goal; a unit of measurement for performance for the following budget cycle.

Operating Budget – Financial plan that presents proposed expenditures for the fiscal year and estimates of revenue to finance them.

Operating Expenses - The costs associated with the annual operation of a particular department or division. Operating expenditures vary between departments and/or divisions due to the variations in the requirements for each program area. Operating expenses can include expenditures for travel and per diem, office supplies, postage, advertising costs, insurance premiums, telephone bills, utility charges, and other costs associated with the day-to-day operation of the department or division.

Operating Revenue – Revenue directly related to a fund’s primary service activities. They consist primarily of users charges for services.

Personnel Services - The costs associated with the salaries and benefits paid to county employees. Personal Services include regular salaries, overtime wages, Class C travel, FICA matching taxes, retirement contributions, life and health insurance, workers’ compensation premiums, and unemployment charges.

Program Area - A specialized area of service within a divisional unit of government. For example, Pavement Management could be considered a program area within the Road Maintenance Division of the Public Works Department.

Property Appraiser - The elected county official responsible for setting property valuations for tax purposes and for preparing the annual tax roll.

Property Tax - A tax levied on the assessed value (net of any exemptions) of real or personal property.

Proposed Millage - The tax rate certified to the property appraiser by each taxing authority within a county. This proposed millage rate is placed on the proposed tax notice sent to property owners. No taxing authority may approve a tax rate that is larger than the one it originally proposed without renotifying the property owners.

Proprietary Fund – Fund category that often emulates the private sector and focuses on the measurement of net income. User charges and fees fund expenditures.

Rebudgets – Funds budgeted for specific items or projects that were not completed during the prior budget year and budgeted again in the new fiscal year.

Reserves – A specified amount of funds set aside to meet future or unanticipated expenses. Expenditure of reserve funds requires approval of the Board of County Commissioners.

Revenue - Funds that a government receives as income. These receipts may include the payments, interest earnings, service charges, grants, and intergovernmental payments.

Revenue Bonds – Bonds usually sold for constructing or purchasing capital projects. Reliable revenue other than ad valorem taxes is pledged as the source for funding to pay bond principal and interest.

Revenue Estimates - A formal estimate of how much revenue will be earned from a specific revenue source for some future period, such as the next fiscal year.

Rolled Back or Roll Back Rate - A tax rate that will generate the same tax dollar revenue as in the current fiscal year based on the new assessed value exclusive of new construction.

Service Level – Services or products, which result from actual or anticipated output of a given program. Focus is on results, not measures of workload (for example, for the Sheriff’s Office – the number of assaults investigated is a workload measure, while the number of assaults cases cleared is a service level).

Sinking Fund – An amount sometimes called a debt service fund, into which the issuer makes periodic deposits to assure the timely availability of sufficient monies for the payment of debt service requirements. The revenues to be deposited into the sinking fund and payments there from are determined by the terms of the bond contract.

Special Revenue Fund - A governmental accounting fund used to account for the proceeds of specific revenue sources that are legally restricted to expenditures for specified purposes.

Statute - A written law enacted by a duly organized and constituted legislative body.

Tax Base - The total property valuations on which each taxing authority levies its tax rates.

Tax Rate – Amount of tax stated in terms of a unit of the tax base. For example, 5.000 mills yield \$5 per \$1,000 of taxable value.

Taxes – Compulsory charges levied by a government to finance services performed for the common benefit. This term does not include specific charges made against particular persons or property for current or permanent benefits such as special assessments. It does not include charges for services such as water and sewer service charges.

Tax Rate Limit – Maximum legal property tax rate at which a municipality may levy a tax. It may apply to or for a particular purpose, or for general purposes.

Tax Roll - The certification of assessed/taxable values prepared by the Property Appraiser and presented to the taxing authority by July 1 (or later if an extension is granted by the State of Florida) each year.

Tax Year - The calendar year in which ad valorem property taxes are levied to finance the ensuing fiscal year budget. For example, the tax roll for the 2005 calendar year would be used to compute the ad valorem taxes levied for the FY 2006 budget.

Taxable Valuation - The value used for computing the ad valorem taxes levied against property. The taxable value is the assessed value less any exemptions allowed by law. The most common exemption is the \$25,000 homestead exemption allowed if the owner uses the property as the principal residence. There are also exemptions for disability, government owned, nonprofit owned property and widow's exemption.

Tentative Millage - The tax rate adopted in the first public budget hearing of a taxing agency. Under state law, the agency may reduce, but not increase, the tentative millage during the final budget hearing, unless notifying property owners by mail of an increase.

Transfers - Amount of funds shifted from one fund to another for a specified purpose.

TRIM Notice - "TRuth In Millage," a tentative tax notice sent to all property owners in August to provide information reflecting tentatively adopted millage rates.

Truth in Millage Law - Also called the TRIM bill. A 1980 law enacted by the Florida legislature, which changed the budget process for local taxing agencies. It was designed to keep the public informed about the taxing intentions of the various taxing authorities.

Trust and Agency Funds – Funds used to account for assets held by the county in a trustee capacity or as an agent for individuals, private organizations, other governments, and/or other funds.

Unencumbered Balance - The amount of an appropriation that is neither expended nor encumbered. It is essentially the amount of funds still available for future needs.

Unfunded Mandate - Any responsibility, action, or procedure that is imposed by one sphere of government on another through constitutional legislative, administrative, executive, or judicial action as a direct order or that is required as a condition of aid without an aligned funding source.

Unincorporated Area – Portion of the county not within the boundaries of any municipality.

User Fees - Fees charged for direct receipt of a public service.

Utility Tax – A tax levied by the county on consumption of various utilities such as electricity, telephone, gas, and water. The basic tax rate may be levied up to 10.0% of gross receipts on most utility services or commodities.

Voted Millage - Property tax levies authorized by voters within a taxing authority. Bond issues that are backed by property taxes are a common form of voted millage in the State of Florida. Such issues are called general obligation bonds.

**HERNANDO COUNTY
ACRONYMS**

ACOE	Army Corps of Engineers
AED	Automatic External Defibrillator
ALS	Advanced Life Support
ATV	All-Terrain Vehicle
BCC	Board of County Commissioners
BLS	Basic Life Support
CAFR	Comprehensive Annual Financial Report
CDBG	Community Development Block Grant
CERT	Community Emergency Response Team
CEU	Continuing Education Units
CF	Carry Forward
CFR	Code of Federal Regulations
CGFO	Certified Governmental Finance Officer
CHCFRD	Central Hernando County Fire and Rescue District
CIAP	Coastal Impact Assistance Program
CIE	Capital Improvements Element
CIP	Capital Improvements Program
COP	Certificates of Participation
CPR	Cardiac Pulmonary Resuscitation
CRA	Community Redevelopment Agency
CST	Communications Services Tax
DCF	Department of Children and Family Services
DJJ	Department of Juvenile Justice
DOD	Department of Defense
DOR	Department of Revenue
DOT	Department of Transportation
DUI	Driving Under the Influence
DWI	Driving While Intoxicated
EMG	Emergency Management
EMNET	Emergency Management Notification
EMS	Emergency Medical Services
EMT	Emergency Medical Technician
EOC	Emergency Operations Center
FAC	Florida Administrative Code
FAC	Florida Association of Counties
FDEP	Florida Department of Environmental Protection
FGUA	Florida Governmental Utility Authority
FL	Florida
FTE	Full-time Equivalent
FY	Fiscal Year
FYN	Florida Yards and Neighborhoods Program
GAAP	Generally Accepted Accounting Principles
GASB	Governmental Accounting Standards Board
GIS	Geographic Information Systems
GFOA	Governmental Finance Officers Association
GPS	Global Positioning System
HAZMAT	Hazardous Materials
HBVFD	Hernando Beach Volunteer Fire Department
HCFRD	Hernando County Fire and Rescue District
HCRA	Health Care Responsibility Act
HCSO	Hernando County Sheriff's Office
HCUD	Hernando County Utilities Department

HCWRAP	Hernando County Water Resource Assessment Project
HIPAA	Health Insurance Portability and Accountability Act
HMO	Health Maintenance Organization
HVAC	Heating, Ventilation, Air Conditioning
JJC	Juvenile Justice Center
LAP	Local Agency Program
LDH	Large Diameter Hose
LOGT	Local Option Gas Tax
LOS	Level of Service
LRTP	Long Range Transportation Plan
MPO	Metropolitan Planning Organization
MSA	Metropolitan Statistical Area
MSBU	Municipal Services Benefit Unit
MSTU	Municipal Services Taxing Unit
NCFHPC	North Central Florida Health Planning Council
NOAA	National Oceanic and Atmospheric Administration
NPDES	National Pollutant Discharge Elimination System
OMB	Office of Management and Budget
PE	Professional Engineer
R&R	Renewal and Replacement
RCMP	Residential Construction Mitigation Program
RMPC	Recycled Materials Processing Center
RHI	Regional Health Institute
SAR	Site Assessment Report
SCBA	Self-Contained Breathing Apparatus
SHFRD	Spring Hill Fire and Rescue District
SHIP	State Housing Initiatives Partnership
SOP	Standard Operating Procedure
SWFWMD	Southwest Florida Water Management District
TDC	Tourist Development Council
TDD	Telecommunication Devices for the Deaf
TIP	Transportation Improvement Program
TPA	Third Party Administrator
TRIM	Truth in Millage
TWP22	Township 22 Fire Municipal Service Taxing Unit District
UF	University of Florida
UPWP	Unified Planning Work Program
USDA	United States Department of Agriculture
VA	Veterans Affairs
VOCA	Victims of Crime Act
WIC	Women, Infants and Children
WMD	Weapons of Mass Destruction
WRWSA	Withlacoochee Regional Water Supply Authority
WTP	Water Treatment Plant
WWTP	Wastewater Treatment Plant