

FY 2019/20-2023/24
Adopted June 18, 2019

Transportation Improvement Program



Modified: 12/4/19
Amended: 8/20/19

1661 Blaise Drive
Brooksville, Florida 34601
Phone: 352-754-4082

**HERNANDO/CITRUS METROPOLITAN PLANNING
ORGANIZATION (MPO) MEMBERS**

Hernando County

Commissioner Wayne Dukes
Commissioner John Allocco, Vice-Chairman
Commissioner Steve Champion
Commissioner Jeff Holcomb
Commissioner John Mitten, Alternate

Citrus County

Commissioner Jeff Kinnard, Chairman
Commissioner Ronald Kitchen
Commissioner Scott Carnahan, Alternate
Commissioner Jimmie T. Smith, Alternate

City of Brooksville

Council Member Robert Battista
Council Member William Kemerer, Alternate

City of Crystal River

Council Member Pat Fitzpatrick
Council Member Robert Holmes, Alternate

City of Inverness

Council Member Cabot McBride
Council Member Jacquie Hepfer, Alternate

Florida Department of Transportation, Nonvoting Advisor

David Gwynn P.E., Secretary

HERNANDO/CITRUS METROPOLITAN PLANNING ORGANIZATION

Steven Diez, MPO Executive Director

The preparation of this report has been financed in part through grant[s] from the Federal Highway Administration and Federal Transit Administration, U.S. Department of Transportation, under the State Planning and Research Program, Section 505 [or Metropolitan Planning Program, Section 104(f)] of Title 23, U.S. Code. The contents of this report do not necessarily reflect the official views or policy of the U.S. Department of Transportation.

ADOPTION: JUNE 18, 2019

Table of Contents

HERNANDO/CITRUS METROPOLITAN PLANNING ORGANIZATION (MPO) MEMBERS	2
ENDORSEMENT	6
INTRODUCTION	7
INTRODUCTION.....	8
PURPOSE.....	8
FINANCIAL PLAN.....	8
PROJECT SELECTION PROCESS.....	9
PROJECT CONSISTENCY WITH LOCAL PLANS.....	10
ANNUAL LISTING OF PROJECTS.....	10
PROJECT PRIORITY STATEMENT.....	11
HERNANDO/CITRUS MPO TRANSPORTATION PERFORMANCE MEASURES / TRANSPORTATION IMPROVEMENT PLAN (TIP) COMPLIANCE.....	12
INTRODUCTION.....	12
HERNANDO/CITRUS MPO SYSTEM PERFORMANCE TARGETS.....	13
MPO SAFETY PERFORMANCE TARGET ESTABLISHED.....	14
HERNANDO/CITRUS MPO SAFETY PERFORMANCE MEASURES AND TARGETS.....	16
TRANSIT ASSET MANAGEMENT TARGETS.....	17
HERNANDO/CITRUS MPO TRANSIT ASSET MANAGEMENT TARGETS.....	18
<i>TAM Performance Measures and Targets, Hernando County: Age</i>	18
<i>TAM Performance Measures and Targets, Citrus County: Age</i>	20
MAJOR PROJECTS.....	22
COMPLETE STREETS.....	23
PUBLIC INVOLVEMENT.....	24
AMENDMENTS.....	24
CERTIFICATION.....	24
FIVE-YEAR FUNDED PROJECTS	25
HERNANDO/CITRUS MPO FIVE-YEAR FUNDED PROJECTS.....	26
INTRODUCTION.....	26
FISCAL SUMMARY OF TIP PROJECTS FOR FY 2019/20 - 2023/24.....	26
FULL PROJECT COSTS AND OTHER PROJECT DETAILS.....	30
PROJECTS ON THE STRATEGIC INTERMODAL SYSTEM (SIS).....	30
NON- SIS PROJECTS.....	31
<i>Five-Year TIP 2020-2024 Project Listings: Highway</i>	33
<i>Five-Year TIP 2020-2024 Project Listings: Turnpike</i>	83
<i>Five-Year TIP 2020-2024 Project Listings: Transportation Planning</i>	87
<i>Five-Year TIP 2020-2024 Project Listings: Maintenance</i>	92

Five-Year TIP 2020-2024 Project Listings: FLP Aviation.....96
Five-Year TIP 2020-2024 Project Listings: FLP: Transit..... 109
Five-Year TIP 2020-2024 Project Listings: Miscellaneous..... 118
CITRUS AND HERNANDO COUNTY CAPITAL IMPROVEMENT PROGRAM..... **121**
DRAFT CITRUS COUNTY FY 2020 – FY 2024 TRANSPORTATION IMPROVEMENT PROGRAM (TIP) MAP121
CITRUS COUNTY PROGRAM PROJECT TABLES 2019 - 2024 FISCAL YEARS, HERNANDO / CITRUS MPO123
HERNANDO COUNTY FY 2020 – FY 2024 TRANSPORTATION IMPROVEMENT PROGRAM (TIP) MAP121
HERNANDO COUNTY PROGRAM PROJECT TABLES 2019 - 2024 FISCAL YEARS, HERNANDO / CITRUS MPO127
TRANSPORTATION DISADVANTAGED **135**

LIST OF TRANSPORTATION PRIORITY PROJECTS **137**
HERNANDO/CITRUS MPO STATE HIGHWAY SYSTEM LIST OF PRIORITY PROJECTS.....138
HERNANDO/CITRUS MPO MAJOR IMPROVEMENT AND CONGESTION MANAGEMENT PROGRAMS FY 2019/2020 LIST OF PRIORITY PROJECTS (LOPP)139
HERNANDO/CITRUS MPO CONGESTION MANAGEMENT PROGRAM FY 2019/2020 LIST OF PRIORITY PROJECTS (LOPP)140
TRANSPORTATION ALTERNATIVES PROGRAM.....141
CITRUS COUNTY FY2019/2020 COMPLETE STREETS PRIORITY PROJECTS.....143
HERNANDO COUNTY FY2019/2020 COMPLETE STREETS PRIORITY PROJECTS144
TRANSIT**145**
TRANSPORTATION DEFINITIONS, ACRONYMS AND INITIALIZATIONS.....147

APPENDIX A ANNUAL OBLIGATIONS LIST **151**
APPENDIX B PERFORMANCE MANAGEMENT REQUIREMENTS**162**
APPENDIX C MODIFICATIONS AND AMENDMENTS.....**193**

**HERNANDO/CITRUS MPO
TRANSPORTATION IMPROVEMENT PROGRAM
(FISCAL YEARS 2019/2020-2023/2024)**


Endorsement

This document was prepared by the Hernando/Citrus Metropolitan Planning Organization (MPO) Staff, and was developed consistent with State/Federal Requirements, in cooperation with the Florida Department of Transportation (FDOT) District Seven Office, Hernando County Transportation Services, the Citrus County Engineering Division, the City of Brooksville, the City of Crystal River, and the City of Inverness.

The Hernando/Citrus MPO, at its regular meeting on June 18, 2019 , endorsed the FY 2019/2020-2023/2024 Hernando/Citrus Transportation Improvement Program (TIP).


Further, it is hereby certified that the planning process of the Hernando/Citrus Area Transportation Study is being carried on in conformance with the provisions of 23 C.F.R. 450, 23 U.S.C. 134, and 339.175 (7) F.S.

This certification determination is being made based on an in-depth review, utilizing a checklist provided by FDOT and covering all aspects of the transportation planning process in the Spring Hill Urbanized Area, the Homosassa Springs-Beverly Hills- Citrus Springs Urbanized Area, and the remainder of Hernando County and Citrus County.



Jeff Kinnard, Chairman
Hernando/Citrus MPO

Date: June 18, 2019

APPROVED AS TO FORM
AND LEGAL SUFFICIENCY
BY 

MPO Attorney

INTRODUCTION

HERNANDO/CITRUS MPO TRANSPORTATION IMPROVEMENT PROGRAM (TIP)

Introduction

The Hernando/Citrus Transportation Improvement Program (TIP) is developed and updated annually as part of the Hernando/Citrus Area Transportation Study Certification Process. Preparation and maintenance of the TIP is one of several prerequisites to continued receipt of Federal Assistance for Transportation Improvements.

The TIP, a multi-modal program consisting of improvements recommended from the transportation systems management and long-range elements of the Transportation Plan, is developed through a continuing comprehensive and coordinated effort involving the Florida Department of Transportation (FDOT). The FDOT's Final Tentative 5-Year Work Program is the basic input source for the Strategic Intermodal System (SIS), National Highway System (NHS), non-NHS, and Mass Transit portions of the TIP. Data required for the balance of the TIP is assembled from input provided through the Technical Advisory Committee (TAC), the Transportation Systems Operations Committee, the Bicycle/Pedestrian Advisory Committee (BPAC), and the Citizens Advisory Committee (CAC).

Purpose

The TIP is a 5-year financially feasible program of multi-modal transportation improvement projects, as adopted by state and local government jurisdictions and transportation agencies. The Hernando/Citrus MPO TIP is updated annually by the Metropolitan Planning Organization (MPO) as one of several prerequisites for continued receipt of federal assistance for transportation improvements.

The projects listed in the TIP are capital and non-capital surface transportation projects proposed for funding under Title 23 U.S.C. and Title 49 U.S.C. Chapter 53 (including bicycle facilities, sidewalks, and transportation alternatives projects). Also included are all regionally significant projects requiring an action by the Federal Highway Administration (FHWA) or Federal Transit Administration (FTA) regardless of funding source. In addition, the TIP identifies major improvement projects funded with local sources.

Financial Plan

The TIP is a financially constrained plan for 5 years from FY 2019/2020 – 2023/2024 (See Table 10: Five-Year TIP Fund Summary for the FDOT District 7 by Fund Name, 2020-2024 on page 20). Current and proposed Federal, State and locally dedicated revenue sources are reliable and provide a high level of assurance that the Tentative Work Program will be fully implemented. The TIP is also financially

constrained for all locally funded projects. For all projects in the TIP, costs and revenues are shown in Year of Expenditure (YOE) dollars

Project Selection Process

The federally funded projects included within this TIP were selected in accordance with Title 23, CFR 450.330(b). The project selection process with the FDOT, FHWA, FTA, the Hernando/Citrus MPO, the Community Transportation Coordinator (CTC), and the municipalities within the urbanized area of the MPO resulted in the adoption of a State of Florida Department of Transportation Five Year Work Program for FY 2019/2020 - 2023/2024. Projects funded by Title 23 and Title 49 funds and all regionally significant projects in this TIP reflect year of expenditure (YOE) costs based on the year in which funding is anticipated to be available consistent with the requirements of 23 CFR Part 450.324(a) and 339.175(8), F.S.

Components of this process include project prioritization by the MPO, the FDOT Tentative Work Program public hearing, and local government project review. A brief description of each of these components includes:

- Project Prioritization by the MPO - The MPO, working through its Technical Advisory, Bicycle/Pedestrian Advisory, and Citizens Advisory committees (a part of the public involvement process), prioritized projects on the State Highway System based upon projects identified through the Cost Feasible Plan of the Long Range Transportation Plan. Prioritization includes a technical analysis of State maintained roadways considering such variables as level of service, performance measure evaluation, cost of upgrading the facility, and project connectivity with the existing roadway system.
- FDOT Tentative 5-Year Work Program Public Hearing - FDOT conducted an on-line Public Meeting for the Tentative Work Program that provided interactive maps, videos, downloadable/searchable documents, and opportunity to comment on projects in the Tentative Work Program. FDOT also presented highlights from the Tentative 5-Year Work Program at MPO Board and committee meetings in the Fall of 2018, making all documents and maps available and held a full-day open house at FDOT headquarters in Tampa. The public was encouraged to submit comments throughout the D7 Work Program website or by mailing in comments.
- Local Government Project Review - As part of the local adoption of the Hernando/Citrus MPO TIP, the process nominally includes a public hearing, as well as review by the Technical Advisory and Citizens Advisory committees. The TIP adoption process enables a project prioritization selection to be completed by the MPO, adequate funding to be anticipated, and project phasing to be developed.

Project Consistency with Local Plans

The project selection process used for adoption of the Hernando/Citrus MPO TIP is based upon the requirements of the Federal surface transportation legislation of 2015, Fixing America's Surface Transportation FAST Act.

Regarding project selection, the adopted Hernando/Citrus TIP is consistent with the following FHWA work program development requirements:

- Only major categories of federal and state funding are included within the TIP.
- The federally funded projects within the TIP have been reviewed and found to be consistent with the MPO priorities as determined through the project selection process.
- The projects selected for the Hernando/Citrus TIP are consistent with:
 - ▢ FDOT's 5-Year Work Program and SIS Plan
 - ▢ The Brooksville-Tampa Bay Regional, Crystal River and Inverness Airport Master Plans
 - ▢ Hernando/Citrus MPO 2040 Long Range Transportation Plan
 - ▢ FY 2015-2024 Hernando County Transit Development Plan
 - ▢ Transportation Disadvantaged Program as incorporated in the Transportation Disadvantaged Service Plan (TDSP) for both Hernando County and Citrus County
 - ▢ FY 2016-2025 Citrus County Transit Development Plan
 - ▢ Adopted comprehensive plans of the six affected local governments, which include Hernando County, Citrus County, the City of Brooksville, the City of Crystal River, the City of Inverness, and the City of Weeki Wachee
- Based upon the project selection process and anticipated funding levels from Federal, State and local funding sources are reasonably expected to be available for all projects within the Transportation Project Listings.

Annual Listing of Projects

Pursuant to the provisions of 23 U.S.C. 134 (j)(7)(B) and 49 U.S.C. 5303(c)(5)(B), and Subsection 339.175 (7) (h), F.S., the MPO has published an annual listing of projects for which Federal funds have been obligated in the preceding year.

These projects are summarized in Appendix A and also can be found on the FDOT website www.fdot.gov/workprogram/Federal/fa-MPO-ObligDet.shtm.

Project Priority Statement

The development of the FDOT Tentative 5-Year Work Program includes those projects approved by the MPO within the List of Priority Projects (LOPP). The LOPP's Major Improvement & Congestion Management, and Complete Streets (formerly known as Transportation Alternatives) categories, contain projects that are considered of highest priority for improvement by the MPO and its advisory committees. The criteria for the ranking of transportation projects include existing and projected facilities levels of service; safety considerations; anticipated funding levels; ability to complete the project; and overall modal performance and system connectivity. Consistent with federal requirements and the LRTP, the prioritization process considers the recommendations of the MPO's advisory committees. Facility specific projects are ranked consistent with the LRTP's prioritization of the major transportation corridors within the MPO's jurisdiction. Consistent with the adopted Public Participation Plan (PPP), the MPO holds at least one public meeting prior to the TIP adoption.

HERNANDO/CITRUS MPO TRANSPORTATION PERFORMANCE MEASURES / TRANSPORTATION IMPROVEMENT PLAN (TIP) COMPLIANCE

Introduction

The Moving Ahead for Progress in the 21st Century Act (MAP-21) which was enacted in 2012, requires State DOTs and MPOs to conduct performance-based planning by tracking performance measures and setting data-driven targets to improve those measures. Performance-based planning ensures the most efficient investment of federal transportation funds by increasing accountability, transparency, and providing for better investment decisions that focus on key outcomes related to 10 national goals:

1. Support the economic vitality of the metropolitan area, especially by enabling global competitiveness, productivity, and efficiency;
2. Increase the safety of the transportation system for motorized and non-motorized users;
3. Increase the security of the transportation system for motorized and non-motorized users;
4. Increase accessibility and mobility of people and freight;
5. Protect and enhance the environment, promote energy conservation, improve the quality of life, and promote consistency between transportation improvements and State and local planned growth and economic development patterns;
6. Enhance the integration and connectivity of the transportation system, across and between modes, for people and freight;
7. Promote efficient system management and operation;
8. Emphasize the preservation of the existing transportation system;
9. Improve the resiliency and reliability of the transportation system and reduce or mitigate stormwater impacts of surface transportation;
10. Enhance travel and tourism.

In 2015, The Fixing America's Surface Transportation (FAST) Act supported and continued the goals and overall performance of the MAP-21. This legislation established required performance measures and timelines for State DOTs and MPOs to comply with the requirements of MAP-21. The Federally required performance measures were incorporated into the Hernando/Citrus MPO's Congestion Management Process (May 2017) and include specific measures to address the following:

- Safety (Fatalities and Severe Injuries)
- System Performance (Reliable Travel Time)
- Goods Movement (Reliable Travel Time for Trucks)

- System Preservation (Pavement and Bridge Condition)
- Transit Asset Management

State DOTs are required to establish statewide targets for the required performance measures and MPOs have the option to support the statewide targets or adopt their own. Currently, Hernando/Citrus MPO has adopted the FDOT performance targets to be in compliance as shown in Performance Management Requirements *for Hernando-Citrus Metropolitan Planning Organization Transportation Improvement Programs* in Appendix B.

These performance measures and targets only apply to the National Highway System which includes the Interstate Highway System and typically the Principal Arterials. NHS roadways in Citrus and Hernando Counties include:

- Interstate 75
- Suncoast Parkway
- US 19
- US 41
- US 98
- US 301
- SR 44
- SR 50
- SR 200
- CR 485 (Cobb Road)

Hernando/Citrus MPO System Performance Targets

On September 18, 2018, the Hernando/Citrus MPO agreed to support FDOT's statewide system performance targets, thus agreeing to plan and program projects in the TIP that will, once implemented, make progress toward achieving the statewide targets.

The Hernando/Citrus MPO TIP was developed and is managed in cooperation with FDOT, TheBus, and Citrus County Transit. It reflects the investment priorities established in the Hernando/Citrus 2040 Long Range Transportation Plan (LRTP). The focus of the Hernando/Citrus MPO's investments to maintain system performance may include but is not limited to projects and programs in the following areas:

- Corridor improvements
- Intersection improvements (on NHS roads)
- Intersection improvements
- Projects evaluated in the CMP and selected for the TIP
- Investments in transit, bicycle, or pedestrian systems that are expected to promote mode shift
- TSMO projects or programs
- Travel demand management programs

The Hernando/Citrus MPO TIP has been evaluated and the anticipated effect of the overall program is that, once implemented, progress will be made towards achieving the statewide performance targets.

MPO Safety Performance Target Established

Safety was the first category of performance measures under the new Federal rules requiring adoption of performance targets. In March of 2016, the Highway Safety Improvement Program (HSIP) and Safety Performance Management Measures Rule (Safety PM Rule) was finalized and published in the *Federal Register*. The rule requires MPOs to set targets for the following safety-related performance measures and report progress to the State DOT:

- Fatalities;
- Serious Injuries;
- Nonmotorized Fatalities and Serious Injuries;
- Rate of Fatalities per 100 Million Vehicle Miles Traveled (VMT); and
- Rate of Serious Injuries per 100 Million VMT.

The 2016 Florida Strategic Highway Safety Plan (SHSP) is the statewide plan that focuses on how to accomplish the vision of eliminating fatalities and reducing serious injuries on all public roads. The SHSP was developed in coordination with Florida's 27 metropolitan planning organizations (MPOs) through Florida's Metropolitan Planning Organization Advisory Council (MPOAC). The SHSP development process included review of safety-related goals, objectives, and strategies in MPO plans. The SHSP guides FDOT, MPOs, and other safety partners in addressing safety and defines a framework for implementation activities to be carried out throughout the State. The Florida SHSP and the Florida Transportation Plan (FTP) both commit to a visionary performance target of zero deaths. The FDOT Florida Highway Safety Improvement Program (HSIP) annual report documents the statewide interim performance measures toward that zero deaths vision.

Table 1: Historical Statistics by Performance Measure and Year, Hernando/Citrus MPO

Performance Measure	2011-2015 Average	2011-2015 % Change	2012-2016 Average	2012-2016 % Change	2013-2017 Average	2013-2017 % Change
Average Annual Fatalities ¹	49.2	4.7%	49.6	.8%	54	8.9%
Average Annual Serious Injuries ²	445	3.8%	461.2	3.6%	482.4	4.6%
Average Annual Fatality Rates ³	1.71	3.9%	1.458	-0.9%	1.541	5.7%
Average Annual Serious Injury Rates ⁴	13.329	3.1%	13.560	1.7%	13.794	1.7%
Average Annual Pedestrian and Bicyclist Fatalities and Serious Injuries ⁵	41	13.3%	43	4.9%	42.8	-0.5%
Average Annual Fatalities ¹	49.2	4.7%	49.6	.8%	54	8.9%

-
- 1 The average number of fatalities per year is the sum of the annual total fatalities for each year in the range divided by 5, to one decimal place. Fatalities are individuals listed on a Florida Traffic Crash Report (FTCR) form with injury code “5” – fatal (within 30 days).
 - 2 The average number of serious injuries per year is the sum of the annual total serious injuries for each year in the range divided by 5, to one decimal place. Serious injuries are individuals listed on an FTCR form with injury code “4” – incapacitating.
 - 3 The average fatality rate is an average of the yearly rate figures for the years in the range, to three decimal places. Each yearly rate is calculated by dividing the total number of fatalities for the year by the total traffic volume for the year. Traffic volume is expressed in 100 Million Vehicle-Miles and is the Daily Vehicle-Miles Traveled (sum for the region of the counts of vehicles per day times the length of the segments associated with the traffic) times the number of days in the year, divided by 100,000,000. This yields an annual volume of Vehicle-Miles. The number of fatalities divided by the traffic volume is the annual fatality rate. This measure averages the five annual rates within the measurement window and does NOT use the cumulative five-year fatalities over the cumulative five-year traffic volume.
 - 4 The average serious injury rate is an average of the yearly rate figures for the years in the range, to three decimal places. Each yearly rate is calculated by dividing the total number of serious injuries for the year by the total traffic volume for the year. See (3) above for an explanation of traffic volume. The same traffic volume figure is used here in the same way.
 - 5 The average serious injury rate is an average of the yearly rate figures for the years in the range, to three decimal places. Each yearly rate is calculated by dividing the total number of serious injuries for the year by the total traffic volume for the year. See (3) above for an explanation of traffic volume. The same traffic volume figure is used here in the same way.
-

**Source: fatality and serious injury counts from Florida Department of Transportation (FDOT) State Safety Office's Crash Analysis Reporting (CAR) database as of December 19, 2018; traffic volumes as published by the FDOT office of Transportation Data and Analytics at <http://www.fdot.gov/planning/statistics/mileage-rpts/>*

The MPO acknowledges FDOT statewide HSIP interim safety performance measures and FDOT's 2018 safety targets, which set the target at "0" for each performance measure to reflect the Department's goal of zero deaths. However, the MPO is setting its safety performance targets based upon data collected within the MPO planning area for previous years related to safety performance measures. On January 30, 2018, the MPO adopted Resolution 2018-01 to establish its own targets, a 5% reduction based on a five-year rolling average for the required safety performance measures. On February 19, 2019, the MPO adopted Resolution 2019-01 and reaffirmed its commitment to a 5% reduction based on a five-year rolling average for the required safety measures.

The 2019 targets documented in MPO Resolution 2019-01 are in the tables following.

Hernando/Citrus MPO Safety Performance Measures and Targets

The TIP considers potential projects that fall into specific investment priorities established by the MPO in the LRTP. For the Hernando/Citrus MPO this includes safety programs such as:

- Continued involvement and support for the Community Traffic Safety Team (CTST) and/or the Safe Routes to Schools (SRTS) Team to address infrastructure or behavior safety.
- Infrastructure examples: Installation of school flashing signals, roadway lighting, traffic calming, traffic signals.
- Behavioral safety examples: SRTS education/enforcement activities, pedestrian/bicycle safety education.

The TIP includes specific investment priorities that support each of the MPO's goals including safety, using a prioritization and project selection process established in the LRTP. The TIP prioritization process continues to use a data-driven method and stakeholder input to evaluate projects that have an anticipated effect of reducing both fatal and injury crashes. The MPO's goal of reducing fatal and serious injury crashes is linked to this investment plan and the process used in prioritizing the projects is consistent with Federal requirements.

Transit Asset Management Targets

The Transit Asset Management rule from the Federal Transit Administration (FTA) became effective on October 1, 2016. This rule applies to all recipients and subrecipients of federal transit funding that own, operate, or manage public transportation capital assets. The rule introduces three key requirements: 1) new State of Good Repair (SGR) Performance Measures and targets, 2) revised National Transit Database (NTD) reporting requirements, and 3) new Transit Asset Management (TAM) Plan. MPOs are encouraged to incorporate Transit Asset Measures and Targets in the LRTP and TIP through a process that includes a written agreement between the transit providers, the MPO, and FDOT.

“State of Good Repair” is defined as the condition in which a capital asset is able to operate at a full level of performance. This means the asset:

1. Is able to perform its designed function.
2. Does not pose a known unacceptable safety risk.
3. Its lifecycle investments have been met or recovered.

Transit agencies are required to report performance measures and targets annually, while MPOs may choose to revise or maintain their performance targets when they update their TIPs or LRTPs. MPOs are encouraged to consult and communicate with State DOTs and transit providers to ensure alignment of targets any time these agencies update or establish new targets.

Hernando/Citrus MPO Transit Asset Management Targets

On September 18, 2018, the MPO adopted Resolution 2018-11 to incorporate the performance targets and measures identified in the Transit Asset Management Plan for TheBus into the TIP shown in Table 2, Table 3, and Table 4 below.

TAM Performance Measures and Targets, Hernando County: Age

Age is the percent of revenue vehicles within a particular asset class that have met or exceeded their Useful Life Benchmark (ULB) for Hernando County, Florida by Vehicle Type and year, 2019-2023

Table 2: Percentage of Revenue Vehicles in Hernando County, Florida that have met or exceeded their ULB, by Revenue Vehicle Type and Target Year, 2019 to 2023

Revenue Vehicle Type	2019 Target	2020 Target	2021 Target	2022 Target	2023 Target
AB - Articulated Bus	N/A	N/A	N/A	N/A	N/A
AO – Automobile	N/A	N/A	N/A	N/A	N/A
BR- Over-the-Road Bus	N/A	N/A	N/A	N/A	N/A
BU – Bus	10%	10%	10%	10%	N/A
CY – Cutaway Bus	10%	20%	20%	10%	10%
DB – Double Decked Bus	N/A	N/A	N/A	N/A	N/A
FB – Ferry Boat	N/A	N/A	N/A	N/A	N/A
MB – Mini-Bus	N/A	N/A	N/A	N/A	N/A
MV – Mini-Van	N/A	100%			
RT – Rubber-Tire Vintage Trolley	N/A	N/A	N/A	N/A	N/A
SB – School Bus	N/A	N/A	N/A	N/A	N/A
SV – Sports Utility	N/A	N/A	N/A	N/A	N/A
TB – Trolley Bus	N/A	N/A	N/A	N/A	N/A
VN – Van	N/A	N/A	N/A	N/A	N/A
Custom 1	N/A	N/A	N/A	N/A	N/A
Custom 2	N/A	N/A	N/A	N/A	N/A
Custom 3	N/A	N/A	N/A	N/A	N/A

Table 3: Percentage of Equipment in Hernando County, Florida that have met or exceeded their ULB, by Equipment Type and Target Year, 2019 to 2023

Equipment Type	2019 Target	2020 Target	2021 Target	2022 Target	2023 Target
Non-Revenue / Service Automobile	N/A	N/A	N/A	N/A	N/A
Steel Wheel Vehicles	N/A	N/A	N/A	N/A	N/A
Trucks and other Rubber Tire Vehicles	N/A	N/A	N/A	N/A	N/A
Intelligent Transportation System	N/A	N/A	N/A	N/A	N/A
Electronic Farebox System	N/A	N/A	N/A	N/A	N/A
Custom 3	N/A	N/A	N/A	N/A	N/A

**This table is included in the document to provide information for the State and Federal Governments*

Table 4: Percentage of Facilities in Hernando County, Florida that have met or exceeded their ULB, by Facility Type and Target Year, 2019 to 2023

Facility Type	2019 Target	2020 Target	2021 Target	2022 Target	2023 Target
Administration	N/A	N/A	N/A	N/A	N/A
Maintenance	N/A	N/A	N/A	N/A	N/A
Parking Structures	N/A	N/A	N/A	N/A	N/A
Passenger Facilities	N/A	N/A	N/A	N/A	N/A
Equipment Storage Facility	N/A	N/A	N/A	N/A	N/A
Custom 2	N/A	N/A	N/A	N/A	N/A
Custom 3	N/A	N/A	N/A	N/A	N/A

**This table is included in the document to provide information for the State and Federal Governments*

TAM Performance Measures and Targets, Citrus County: Age

On September 18, 2018, the MPO adopted Resolution 2018-11 to incorporate the performance targets and measures identified in the Citrus County Asset Management Plan for Citrus Transit into the TIP shown in Table 5, Table 6, and Table 7 below.

Table 5: Percentage of Revenue Vehicles in Citrus County, Florida that have met or exceeded their ULB, by Revenue Vehicle Type and Target Year, 2019 to 2023

Revenue Vehicle Type	2019 Target	2020 Target	2021 Target	2022 Target	2023 Target
AB-Articulated Bus	N/A	N/A	N/A	N/A	N/A
AO – Automobile	N/A	N/A	N/A	N/A	N/A
BR- Over-the-Road Bus	N/A	N/A	N/A	N/A	N/A
BU – Bus	N/A	N/A	N/A	N/A	N/A
CY – Cutaway Bus	20%	20%	20%	20%	20%
DB – Double Decked Bus	N/A	N/A	N/A	N/A	N/A
FB – Ferry Boat	N/A	N/A	N/A	N/A	N/A
MB – Mini-Bus	N/A	N/A	N/A	N/A	N/A
MV – Mini-Van	100%	N/A	N/A	N/A	N/A
RT – Rubber-Tire Vintage Trolley	N/A	N/A	N/A	N/A	N/A
SB – School Bus	N/A	N/A	N/A	N/A	N/A
SV – Sports Utility	N/A	N/A	N/A	N/A	N/A
TB – Trolley Bus	N/A	N/A	N/A	N/A	N/A
VN – Van	N/A	N/A	N/A	N/A	N/A
Generator	0%	N/A	N/A	N/A	N/A
Custom 2	N/A	N/A	N/A	N/A	N/A
Custom 3	N/A	N/A	N/A	N/A	N/A

Table 6: Percentage of Equipment in Citrus County, Florida that have met or exceeded their ULB, by Equipment Type and Target Year, 2019 to 2023

Equipment Type	2019 Target	2020 Target	2021 Target	2022 Target	2023 Target
Non-Revenue / Service Automobile	N/A	N/A	N/A	N/A	N/A
Steel Wheel Vehicles	N/A	N/A	N/A	N/A	N/A
Trucks and other Rubber Tire Vehicles	N/A	N/A	N/A	N/A	N/A
Intelligent Transportation System	N/A	N/A	N/A	N/A	N/A
Electronic Farebox System	N/A	N/A	N/A	N/A	N/A
Custom 3	N/A	N/A	N/A	N/A	N/A

**This table contains no values for the target years. It is included in the document to provide information for the State and Federal Governments*

Table 7: Percentage of Facilities in Citrus County, Florida that have met or exceeded their ULB, by Facility Type and Target Year, 2019 to 2023

Facility Type	2019 Target	2020 Target	2021 Target	2022 Target	2023 Target
Administration	N/A	N/A	N/A	N/A	N/A
Maintenance	N/A	N/A	N/A	N/A	N/A
Parking Structures	N/A	N/A	N/A	N/A	N/A
Passenger Facilities	N/A	N/A	N/A	N/A	N/A
Equipment Storage Facility	N/A	N/A	N/A	N/A	N/A
Custom 2	N/A	N/A	N/A	N/A	N/A
Custom 3	N/A	N/A	N/A	N/A	N/A

**This table contains no values for the target years. It is included in the document to provide information for the State and Federal Governments*

Major Projects

The following Major Capacity/Congestion projects were initiated or scheduled for a production phase in FY 2020:

Table 8: Major Capacity/Congestion Projects for Citrus and Hernando Counties, By Facility, 2019

Facility	From	To	Activity	Project Phase	Year
Suncoast Parkway II (SR 589)	SR 44	CR 486	New 4 lane Toll Road	CONST	2024
SR 50/US 98 (Cortez Blvd.)	Lockhart Road	E. of Remington Road	Add 2 lanes (existing 4)	CONST	2020
SR 50/US 98 (Cortez Blvd.)	Windmere Rd.	US 98 (McKethan Rd.)	Add 2 lanes (existing 4)	CONST	2020
SR 50 (Cortez Blvd.)	US 98 (McKethan Rd.)	US 301 (Treiman Blvd.)	Add 2 lanes (existing 2)	CONST	2020
CR 578 (County Line Rd.)	Toll 589 (Suncoast Pkwy.)	US 41 (Broad St.)	Construct 4 lanes	CONST	2019
SR 50 Bypass	CR 485 (Cobb Rd.)	W. of Buck Hope Road	Add 2 lanes (existing 4)	CONST	2023
SR 50 Bypass	W. of Buck Hope Road	Jefferson Street (50A)	Add 2 lanes (existing 4)	CONST	2024
US 41 (SR 45) (N. Florida Ave.)	SR 44 (E. Gulf to Lake Hwy.)	S of Withlacoochee Trail Bridge	Add 2 lanes (existing 2)	CONST	2023
US 41 (SR 45) (N. Florida Ave.)	S of Withlacoochee Trail Bridge	Live Oak Ln.	Add 2 lanes (existing 2)	ROW	2020-2021
US 41 (SR 45) (N. Florida Ave.)	Live Oak Ln.	Arlington St.	Add 2 lanes (existing 2)	ROW	2024
SR 50 (Cortez Blvd.)	US 301/SR 35 (Treiman Blvd.)	Hernando/Sumter Co. Line	Add 2 lanes (existing 2)	ADV ROW	2022

Complete Streets

The following Complete Streets Transportation Alternative projects were initiated or scheduled for a production phase in FY 2020:

Table 9: Complete Streets Transportation Alternative Projects for Hernando/Citrus MPO, by Project/Corridor, 2019

Project/Corridor	From	To	Project Type	Project Phase/Year
Explorer K-8 - Sidewalks (SRTS Application)	w/n 2-mile radius of school		SRTS	CST 2022
JD Floyd K-8 - Sidewalks (SRTS Application)	w/n 2-mile radius of school		SRTS	CST 2020
Brooksville Elementary - Sidewalk (SRTS Application)	w/n 2-mile radius of school		SRTS	CST 2020
Westside Elementary - Sidewalk (SRTS application)	w/n 2-mile radius of school		SRTS	CST 2020
GNT Gap Connector Trail - Multi-Use Trail	SR50/Cortez Blvd.	GNT	ST	CST 2020
West GNT Trail Connector - Multi-Use Trail	W Suncoast Pkwy	SR 50/Cortez Blvd.	ST	CST 2020
Deltona Blvd. - Sidewalk	Elgin Blvd.	SR 50	TA	CST 2021
Deltona Blvd. - Sidewalk	Spring Hill Dr.	Begonia St.	TA	CST 2021
E. Linden Dr.- Sidewalk	Coronado Dr.	Spring Hill Dr.	TA	CST 2021
Elgin Blvd. - Sidewalk	Deltona Blvd.	Mariner Blvd.	TA	CST 2022
S Linden Dr. - Sidewalk	County Line Rd.	Spring Hill Dr.	TA	CST 2024
US 19/SR 55/S. Suncoast Blvd. - Multi-Use Trail	Hernando/Citrus County Line	W. Green Acres St.	RRR	CST 2020
Forest Ridge Elementary - Phase I Sidewalk	W. Norvell Bryant Hwy (CR 486)	W. Lake Beverly Dr.	SRTS	CST 2021
Withlacoochee State Trail (WST) Connector	WST Northern Terminus	Dunnellon Trailhead	ST	CST 2019
Pleasant Grove Elementary (CR 581) - Sidewalk	Pleasant Grove Rd.	W. Gulf to Lake Hwy (SR 44)	SRTS	CST 2020
N Turkey Oak Dr.	SR 44	US 19	SRTS	CST 2021
Withlacoochee State Trail (WST) - Rehabilitation	Hernando/Citrus County Line	Citrus/Marion County Line	TBD	Feasibility Study 2020
Eastside Elementary - Sidewalk	w/n 2-mile radius of school		SRTS	PE 2022
Fox Chapel Middle School - Sidewalk	w/n 2-mile radius of school		SRTS	PE 2022

Project/Corridor	From	To	Project Type	Project Phase/Year
W. Landover Blvd.	Northcliffe Blvd.	Elgin Blvd.	TA	CST 2023

Public Involvement

As previously noted, it is the policy of the Hernando/Citrus MPO to agenda public input at all of its meetings. The public participation process is outlined in the MPO’s Public Participation Plan (PPP) which can be accessed at the following link: <https://www.hernandocounty.us/departments/departments-f-m/metropolitan-planning-organization-new/get-involved>. The PPP was updated in September 2018. The PPP outlines goals and objectives for actively engaging the public in its programs and processes to ensure transparency. In addition to the MPO providing a newsletter, the Citizens Advisory Committee (CAC) and Bicycle Advisory Committee (BPAC) is used to enhance public involvement throughout the planning process. As part of the LRTP update, a series of stakeholder interviews and workshops are being conducted in 2019. The MPO website is routinely updated with relevant announcements and information. The draft FY 2019/2020-2023/2024 TIP was posted on the MPO’s website during the review process 30 days prior to adoption of the document by the MPO Board at its meeting on June 18, 2019. <https://www.fdot.gov/planning/policy/metrosupport/>

Amendments

At times, the TIP may require changes that are necessitated by the addition of a new project to the FDOT 5-Year Work Program that is not yet in the TIP or changes due to monetary revisions to the State’s Budget. Such changes are reflected in the TIP through amendments. Proposed amendments are generally presented to the public as part of the MPO’s regularly advertised meetings. Copies of the proposed amendments are made part of the agenda package which is available for public review on the MPO’s website. After approval by the MPO, amendments are attached at the end of the original TIP and submitted to the State for inclusion in the STIP.

Certification

In April 2014, Governor Rick Scott authorized the redesignation, planning area boundary expansion and reapportionment of the Hernando County MPO. This redesignation resulted in the renaming and expansion of the MPO to the Hernando/Citrus MPO. The MPO participates in an annual joint-certification process with FDOT District 7 staff, the last review was conducted on March 20, 2019.

FIVE-YEAR FUNDED PROJECTS

HERNANDO/CITRUS MPO FIVE-YEAR FUNDED PROJECTS

Introduction

This section of the TIP is based on input from the FDOT. It incorporates all the major bridge, highway, rail, intersection, maintenance, repair, reconstruction, replacement, and new construction projects currently programmed for accomplishment with State and/or Federal funds in the Hernando/Citrus MPO Area.

Specifically included are projects on the Interstate, National Highway System (NHS), and Strategic Intermodal System (SIS). Also included are projects on all other (non-interstate and non-NHS) categories of roads that needed to be highlighted.

The primary purpose of this section is to provide details of area priorities, funding, phasing, cost estimates, and the timings of the Hernando/Citrus MPO improvements projected for implementation for Surface Transportation Program (STP) and other non-local funds.

Fiscal Summary of TIP Projects for FY 2019/20 - 2023/24

A Fund Summary of the TIP is provided below to demonstrate financial feasibility of the projects programmed in the next five years.

Table 10: Five-Year TIP Fund Summary for the FDOT District 7 by Fund Name, 2020-2024 in Year of Expenditure

Fund	Fund Name	> 2020	2020	2021	2022	2023	2024	> 2024	All Years
ACID	ADV CONSTRUCTION SAFETY (HSID)	0	1,414,509	0	0	0	0	0	1,414,509
ACNP	ADVANCE CONSTRUCTION NHPP	3,545,395	60,902,585	6,055,711	0	0	36,932,171	0	107,435,862
ACSA	ADVANCE CONSTRUCTION (SA)	533,181	0	0	0	0	0	0	533,181
ACSL	ADVANCE CONSTRUCTION (SL)	31,902	0	0	0	0	0	0	31,902
ACSS	ADVANCE CONSTRUCTION (SS, HSP)	0	71,732	2,296,421	0	0	0	0	2,368,153

Hernando/Citrus MPO

Fund	Fund Name	> 2020	2020	2021	2022	2023	2024	> 2024	All Years
CM	CONGESTION MITIGATION - AQ	0	73,503	0	1,843,091	0	0	0	1,916,594
D	UNRESTRICTED STATE PRIMARY	50,105,906	3,150,000	3,230,000	3,230,000	3,230,000	3,230,000	0	66,175,906
DC	STATE PRIMARY PE CONSULTANTS	\$1,626	0	0	0	0	0	0	1,626
DDR	DISTRICT DEDICATED REVENUE	10,484,229	13,452,442	21,236,122	14,861,121	7,653,746	0	0	67,687,660
DI	ST. - S/W INTER/INTRASTATE HWY	22,408,597	0	0	0	8,564,545	0	0	30,973,142
DIH	STATE IN-HOUSE PRODUCT SUPPORT	1,741,524	2,184,630	634,284	472,868	287,236	0	0	5,320,542
DPTO	STATE - PTO	2,541,205	991,510	1,346,190	1,180,081	888,106	1,109,480	0	8,056,572
DS	STATE PRIMARY HIGHWAYS & PTO	9,080,583	1,011,267	0	5,096,376	3,916,244	0	0	19,104,470
DU	STATE PRIMARY/FEDERAL REIMB	11,633,398	525,543	614,001	669,656	705,884	734,671	0	14,883,153
EB	EQUITY BONUS	1,009,491	0	0	0	0	0	0	1,009,491
FAA	FEDERAL AVIATION ADMIN	0	7,394,300	486,000	12,219,900	0	0	0	20,100,200
FTA	FEDERAL TRANSIT ADMINISTRATION	10,093,786	1,800,000	1,800,000	1,800,000	900,000	0	0	16,393,786
GFSA	GF STPBG ANY AREA	0	9,188,493	0	0	0	0	0	9,188,493
GFSL	GF STPBG <200K<5K (SMALL URB)	0	1,836,008	0	0	0	0	0	1,836,008
GFSN	GF STPBG <5K (RURAL)	0	291,351	0	0	0	0	0	291,351
GMR	GROWTH MANAGEMENT FOR SIS	2,417,000	0	0	0	0	0	0	2,417,000
GRSC	GROWTH MANAGEMENT FOR SCOP	0	605,287	653,795	678,513	731,923	0	0	2,669,518
HSP	SAFETY (HIWAY SAFETY PROGRAM)	100,709	0	0	0	0	0	0	100,709

Hernando/Citrus MPO

Fund	Fund Name	> 2020	2020	2021	2022	2023	2024	> 2024	All Years
LF	LOCAL FUNDS	16,676,320	9,782,537	2,522,738	3,095,397	1,410,616	1,540,868	0	35,028,476
LFP	LOCAL FUNDS FOR PARTICIPATING	0	499,162	533,316	488,933	486,428	0	0	2,007,839
NHPP	IM, BRDG REPL, NATNL HWY-MAP21	821,170	0	0	0	0	0	0	821,170
NHRE	NAT HWY PERFORM - RESURFACING	0	2,181,385	0	0	0	0	0	2,181,385
PKBD	TURNPIKE MASTER BOND FUND	92,476,314	0	0	12,000,000	0	64,714,000	0	169,190,314
PKED	2012 SB1998-TURNPIKE FEEDER RD	6,524,808	0	0	0	0	0	0	6,524,808
PKYI	TURNPIKE IMPROVEMENT	83,695,742	5,968,372	2,200,000	7,041,004	0	0	0	98,905,118
PKYO	TURNPIKE TOLL COLLECTION/OPER.	0	82,080	0	0	0	0	0	82,080
PKYR	TURNPIKE RENEWAL & REPLACEMENT	4,145	0	0	0	0	0	0	4,145
PL	METRO PLAN (85% FA; 15% OTHER)	896,637	507,012	507,012	507,012	507,012	0	0	2,924,685
RED	REDISTR. OF FA (SEC 1102F)	48,983	0	0	0	0	0	0	48,983
SA	STP, ANY AREA	7,541,030	6,513,200	0	0	64,750	0	0	14,118,980
SCED	2012 SB1998-SMALL CO OUTREACH	0	256,410	256,410	256,410	256,410	0	0	1,025,640
SCOP	SMALL COUNTY OUTREACH PROGRAM	0	245,599	249,231	251,684	167,618	0	0	914,132
SCWR	2015 SB2514A-SMALL CO OUTREACH	0	299,487	300,385	280,188	303,333	0	0	1,183,393
SL	STP, AREAS <= 200K	5,181,114	2,014,102	3,262,479	12,500	12,500	12,500	0	10,495,195
SN	STP, MANDATORY NON-URBAN <= 5K	682,749	1,385,819	686,660	684,162	670,360	684,458	0	4,794,208
SR2S	SAFE ROUTES - INFRASTRUCTURE	34,746	0	0	0	0	0	0	34,746
SR2T	SAFE ROUTES - TRANSFER	1,533,513	648,898	2,234,516	510,551	0	0	0	4,927,478

Hernando/Citrus MPO

Fund	Fund Name	> 2020	2020	2021	2022	2023	2024	> 2024	All Years
TALL	TRANSPORTATION ALTS- <200K	16,626	344,553	338,573	348,236	348,774	348,387	0	1,745,149
TALN	TRANSPORTATION ALTS- < 5K	0	54,693	0	0	0	0	0	54,693
TALT	TRANSPORTATION ALTS- ANY AREA	762,879	1,109,544	525,782	2,470,716	246,242	314,982	0	5,430,145
TLWR	2015 SB2514A-TRAIL NETWORK	5,553,619	7,755,285	0	14,376,388	0	0	0	27,685,292
Grand Total		348,178,927	144,541,298	51,969,626	84,374,787	31,351,727	109,621,517	0	770,037,882

**Effective Date: 04/03/2019 Florida Department of Transportation Run: 04/05/2019 15.01.31*

FULL PROJECT COSTS AND OTHER PROJECT DETAILS

Projects on the Strategic Intermodal System (SIS)

The normal project production sequence is to have a Project Development and Environment (PD&E) phase, a Design (PE) phase, a Right of Way (ROW) phase, and a Construction (CST) phase. Some projects may not have a ROW phase, if land is not needed to complete the project. Costs on the TIP pages for projects on the SIS will have historical costs, five years of the current TIP and five years beyond the current TIP. If there is no CST phase on the TIP page, then the entry will probably not be reflective of the total project cost. For some projects, such as resurfacing, safety or operational project, there may not be a total cost provided but rather additional details on that program.

The SIS is a network of high priority transportation facilities which includes the State’s largest and most significant commercial service airports, spaceport, deep-water seaports, freight rail terminals, passenger rail and intercity bus terminals, rail corridors, waterways and highways. All projects on the SIS will have a SIS identifier on the TIP page (see example TIP page below).

For costs beyond the ten-year window, access to the LRTP is provided. The LRTP reference on the TIP page provides the information necessary to locate the full project costs and/or additional details regarding the project in the LRTP (see example Table 11 and Table 12 below).

Table 11: Example TIP Project Listing, Five-Year TIP 2020-2024 Descriptive Information for Project Item Number 411012 2

Descriptor	Descriptor Information
Project Item Number:	411012 2
LRTP:	Objectives 1.2, 1.4, 1.8, 1.9 (Pages 5-11, 6-6 through 6-7); Appendix H
District:	07
County:	Hernando
Project Description:	I-75 (SR) From N of SR 60 to Hernando/Sumter Co/L *SIS*
Type of Work:	Add Lanes & Rehabilitate Pvmnt
Project Length:	13.084

Table 12: Example TIP Project Listing Funding Table for Project Item Number 411012 2 by Fund and Phase, Hernando/Citrus MPO

Fund	< 2017	2017	2018	2019	2020	2021	> 2021	All Years
Preliminary Engineering / Managed by FDOT								
-Total Outside Years	4,176,639	0	0	0	0	0	0	4,176,639
Right of Way / Managed by FDOT								
-Total Outside Years	604,682							604,682
Environmental / Managed by FDOT								
-Total Outside Years	37,767							37,767
Design Build / Managed by FDOT								
-Total Outside Years	23,439,964							23,439,964
Item 411012 2 Totals	28,259,052							28,259,052

Non- SIS Projects

The normal project production sequence is to have a Project Development and Environment (PD&E) phase, a Design (PE) phase, a Right of Way (ROW) phase, and a Construction (CST) phase. Some projects may not have a ROW phase, if land is not needed to complete the project. Costs on the TIP pages for projects not on the SIS will have historical costs and five years of the current TIP. If there is no CST phase on the TIP page, then the entry will probably not be reflective of the total project cost. For some projects, such as resurfacing, safety or operational projects, there may not be a total cost provided but rather additional details on that program.

Total project costs and other project details will be accessible in the TIP for all Non-SIS projects in the TIP. All projects not on the SIS will have a Non-SIS identifier on the TIP page (see example TIP page below).

For costs beyond the five-year window, access to the LRTP is provided. The LRTP reference on the TIP page provides the information necessary to locate the full project costs and/or additional details regarding the project in the LRTP (see example Table 13 and Table 14 below). If there is no LRTP reference in the TIP, full project costs are provided in the TIP.

Table 13: Example TIP Project Listing Five-Year TIP 2020-2024 Descriptive Information for Project Item Number 436712 1, Hernando/Citrus MPO

Descriptor	Descriptor Information
Project Item Number:	436712 1
LRTP Objectives:	Objectives 2.3, 3.4, 3.5 (Pages 6-8 through 6-9); Appendix H
District:	07
County:	Hernando
Type of Work:	Brooksville from Croom Road to US 41 (Broad Street) *Non-SIS*
Extra Description	Sidewalk, Design and Construct 5' sidewalks
Project Length:	.819

Table 14: Example TIP Project Listing Five-Year TIP 2020-2024 Funding Table for Project Item Number 436712 1 by Fund and Phase, Hernando/Citrus MPO

Fund	< 2017	2017	2018	2019	2020	2021	> 2021	All Years
Preliminary Engineering / Managed by Hernando County Board of County Commissioners								
-SR2T – Safe Routes - Transfer	0	54,799	0	0	0	0	0	54,799
Construction / Managed by Hernando County Board of County Commissioners								
Tall – Transportation Alts- < 200K	0	0	0	0	291,985			291,985
Item 436712 1 Totals	0	54,799	0	0	291,985			291,985
Project Total	28,259,052							28,259,052

Disclaimer:

The “Total Project Cost” amount displayed for each of the federal and state funded projects in the TIP represents 5 years of programming in the FDOT Work Program plus historical cost information for all projects having expenditures paid by FDOT prior to FY 2020 .

For a more comprehensive view of a particular project’s anticipated total project cost for all phases of the project, please refer to the Long Range Transportation Plan (LRTP). The Effective Date for the following tables is 04/03/2019 they are from the Florida Department of Transportation Run: 04/05/2019 14.58.54.

Five-Year TIP 2020-2024 Project Listings: Highway

Project Item Number: 257165 3

Table 15: Five-Year TIP 2020-2024 Descriptive Information for Project Item Number 257165 3, Hernando/Citrus MPO

Descriptor	Descriptor Information
Project Item Number:	257165 3
L RTP Objectives:	1.3, 1.4, 1.8 (pages 6-6 through 6-7): Appendix H
District:	07
County:	Citrus
Project Description	US 41 (SR 45) FROM SR 44 TO S OF WITHLACOOCHEE TRAIL BRIDGE *NON-SIS*
Type of Work:	ADD LANES & REHABILITATE PVMNT
Extra Description:	2 TO 4 LANES
Project Length:	.998

Table 16: Five-Year TIP 2020-2024 Funding Table for Project Item Number 257165 3, by Fund and Phase, Hernando/Citrus MPO

Fund	< 2020	2020	2021	2022	2023	2024	> 2024	All Years
Right of Way / Managed by FDOT								
CM -Congestion Management - AQ	0	0	0	1,843,091	0	0	0	1,843,091
DDR -District Dedicated Revenue	0	1,827,635	2,659,525	3,180,561	0	0	0	7,667,721
DIH -State In-House Product Support	245,000	295,000	40,000	0	0	0	0	580,000
DS -State Primary Highways and PTO	3,459	92,366	0	20,656	0	0	0	116,481
GFS A -GF STPB G Any Area	0	4,740,206	0	0	0	0	0	4,740,206
GFS N -GF STPB G < 5K (Rural)	0	291,351	0	0	0	0	0	291,351
SN -STP, Mandatory Non-Urban ≤ 5K	645,249	1,373,319	674,160	671,662	0	0	0	3,364,390
Construction / Managed by FDOT								
DDR -District Dedicated Revenue	0	0	0	0	7,542,300	0	0	7,542,300
DIH - State In-House Product Support	0	0	0	0	168,283	0	0	168,283

Fund	< 2020	2020	2021	2022	2023	2024	> 2024	All Years
DS - State Primary Highways and PTO	0	0	0	0	3,916,244	0	0	3,916,244
SN - STP, Mandatory Non-Urban ≤ 5K	0	0	0	0	657,860	0	0	657,860
Item 257165 3 Totals:	893,708	8,619,877	3,373,685	5,715,970	12,284,687	0	0	30,887,927

Project Item Number: 257165 4

Table 17: Five-Year TIP 2020-2024 Descriptive Information for Project Item Number 257165 4, Hernando/Citrus MPO

Descriptor	Descriptor Information
Project Item Number:	257165 4
L RTP Objectives:	1.3, 1.4, 1.8 (pages 6-6 through 6-7): Appendix H
District:	07
County:	Citrus
Project Description	US 41 (SR 45) FROM S OF WITHLACOOCHEE TRAIL BRIDGE TO E OF LIVE OAK LN *NON-SIS*
Type of Work:	ADD LANES & REHABILITATE PVM
Extra Description:	2 TO 4 LANES
Project Length:	.899

Table 18: Five-Year TIP 2020-2024 Project Item Number 257165 4 Funding Table, by Fund and Phase, Hernando/Citrus MPO

Fund	<2020	2020	2021	2022	2023	2024	>2024	All Years
Right of Way / Managed by FDOT								
DDR -District Dedicated Revenue	0	330,189	3,289,242	3,912,869	0	0	0	7,532,300
DIH -State In-House Product Support	0	300,101	300,101	0	0	0	0	600,202
DS - State Primary Highways and PTO	0	43,000	0	0	0	0	0	43,000
Item 257165 4 Totals:	0	673,290	3,589,343	3,912,869	0	0	0	8,175,502

Project Item Number: 257165 5

Table 19: Five-Year TIP 2020-2024 Descriptive Information for Project Item Number 257165 5, Hernando/Citrus MPO

Descriptor	Descriptor Information
Project Item Number:	257165 5
LRTP Objectives:	1.3, 1.4, 1.8 (pages 6-6 through 6-7): Appendix H
District:	07
County:	Citrus
Project Description	US 41 (SR 45) FROM E OF LIVE OAK LANE TO E OF ARLINGTON *NON-SIS*
Type of Work:	ADD LANES & REHABILITATE PVMNT
Extra Description:	2 TO 4 LANES
Project Length:	.897

Table 20: Five-Year TIP 2020-2024 Project Item Number 257165 5 Funding Table, by Fund and Phase, Hernando/Citrus MPO

Fund	<2020	2020	2021	2022	2023	2024	>2024	All Years
Right of Way / Managed by FDOT								
SN -STP, Mandatory Non-Urban ≤ 5K	0	0	0	0	0	671,958	0	671,958
Item 257165 5 Totals:	0	0	0	0	0	671,958	0	671,958
Project Total:	893,708	9,293,167	6,963,028	9,628,839	12,284,687	671,958	0	39,735,387

Project Item Number: 405822 5

Table 21: Five-Year TIP 2020-2024 Descriptive Information for Project Item Number 405822 5, Hernando/Citrus MPO

Descriptor	Descriptor Information
Project Item Number:	405822 5
LRTP Objectives:	1.3, 1.4, 1.8 (pages 6-6 through 6-7): Appendix H
District:	07
County:	CITRUS
Project Description	US 19 FROM CARDINAL ST TO GREEN ACRES ST *SIS*
Type of Work:	ADD LANES & RECONSTRUCT
Extra Description:	4 TO 6 LANES
Project Length:	4.090

Table 22: Five-Year TIP 2020-2024 Project Item Number 405822 5 Funding Table, by Fund and Phase, Hernando/Citrus MPO

Fund	<2020	2020	2021	2022	2023	2024	>2024	All Years
Preliminary Engineering / Managed by FDOT								
DDR - District Dedicated Revenue	505,217	0	0	0	0	0	0	505,217
DIH - State In-House Product Support	19,628	0	0	0	0	0	0	19,628
DS - State Primary Highways and PTO	56,600	0	0	0	0	0	0	56,600
SA -STP, Any Area	1,760,062	0	0	0	0	0	0	1,760,062
Environmental / Managed by FDOT								
SA -STP, Any Area	0	0	0	0	64,750	0	0	64,750
Item 405822 5 Totals:	2,341,507	0	0	0	64,750	0	0	2,406,257
Project Total:	2,341,507	0	0	0	64,750	0	0	2,406,257

Project Item Number: 435295 2

Table 23: Five-Year TIP 2020-2024 Project Item Number 435295 2 Descriptive Information for Project Item, Hernando/Citrus MPO

Descriptor	Descriptor Information
Project Item Number:	435295 2
LRTP Objectives:	2.2, 3.9, 3.10 (pages 6-8 through 6-10)
District:	07
County:	Citrus
Project Description	W CITRUS SPRINGS BLD FROM N SANTOS DR TO US 41 *NON-SIS*
Type of Work:	RESURFACING
Extra Description:	2 LANES
Project Length:	2.323

Table 24: Five-Year TIP 2020-2024 Project Item Number 435295 2 Funding Table, by Fund and Phase, Hernando/Citrus MPO

Fund	<2020	2020	2021	2022	2023	2024	>2024	All Years
Construction / Responsible Agency Not Available								
GRSC - Growth Management for Scop	0	0	643,185	0	0	0	0	643,185
LF - Local Funds	0	0	140,127	0	0	0	0	140,127
LFP -Local Funds for Participating	0	0	379,691	0	0	0	0	379,691
SCED -2012 SB1998-Small Co Outreach	0	0	102,240	0	0	0	0	102,240
SCOP -Small County Outreach Program	0	0	245,355	0	0	0	0	245,355
SCWR -2015 SB2514A-Small Co Outreach	0	0	8,166	0	0	0	0	8,166
Item 435295 2 Totals:	0	0	1,518,764	0	0	0	0	1,518,764
Project Total:	0	0	1,518,764	0	0	0	0	1,518,764

Project Item Number: 435296 1

Table 25: Five-Year TIP 2020-2024 Descriptive Information for Highways Project Item Number 435296 1, Hernando/Citrus MPO

Descriptor	Descriptor Information
Project Item Number:	435296 1
LRTP Objectives:	2.2, 3.9, 3.10 (pages 6-8 through 6-10)
District:	07
County:	Citrus
Project Description	CR 491 FROM GROVER CLEVELAND BLVD TO OCALA STREET *NON-SIS*
Type of Work:	RESURFACING
Extra Description:	4 LANES
Project Length:	3.142

Table 26: Five-Year TIP 2020-2024 Project Item Number 435296 1 Funding Table, by Fund and Phase, Hernando/Citrus MPO

Fund	<2020	2020	2021	2022	2023	2024	>2024	All Years
Construction / Responsible Agency Not Available								
GRSC - Growth Management for Scop	0	605,287	0	0	0	0	0	605,287
LFP – Local Funds for Participating	0	499,162	0	0	0	0	0	499,162
SCED -2012 SB1998- Small Co Outreach	0	256,410	0	0	0	0	0	256,410
SCOP - Small County Outreach Program	0	245,599	0	0	0	0	0	245,599
SCWR -2015 SB2514A- Small Co Outreach	0	299,487	0	0	0	0	0	299,487
Item 435296 1 Totals:	0	1,905,945	0	0	0	0	0	1,905,945
Project Total:	0	1,905,945	0	0	0	0	0	1,905,945

Project Item Number: 437514 1

Table 27: Five-Year TIP 2020-2024 Descriptive Information for Project Item Number 437514 1, Hernando/Citrus MPO

Descriptor	Descriptor Information
Project Item Number:	437514 1
LRTP Objectives:	2.2, 2.3, 3.4, 3.5, 3.9 (pages 6-8 through 6-10)
District:	07
County:	Citrus
Project Description	US 19/US 98/SR 55/S SUNCOAST BLVD FR HERNANDO CO LN TO W GREEN ACRES *SIS*
Type of Work:	RESURFACING
Extra Description:	4 LANES
Project Length:	6.811

Table 28: Five-Year TIP 2020-2024 Project Item Number 437514 1 Funding Table, by Fund and Phase, Hernando/Citrus MPO

Fund	<2020	2020	2021	2022	2023	2024	>2024	All Years
Preliminary Engineering / Managed by FDOT								
DC -State Primary PE Consultants	1,626	0	0	0	0	0	0	1,626
DDR - District Dedicated Revenue	2,553,843	0	0	0	0	0	0	2,553,843
DIH - State In-House Product Support	32,010	0	0	0	0	0	0	32,010
DS - State Primary Highways and PTO	138,155	0	0	0	0	0	0	138,155
Construction / Managed by FDOT								
ACID -Adv Construction Safety (HSID)	0	1,413,509	0	0	0	0	0	1,413,509
DDR - District Dedicated Revenue	0	3,256,839	0	0	0	0	0	3,256,839
DIH - State In-House Product Support	0	212,278	0	0	0	0	0	212,278
DS - State Primary Highways and PTO	1,464	0	0	0	0	0	0	1,464
GFSA -GF STPBG Any Area	0	1,919,062	0	0	0	0	0	1,919,062
NHRE -NAT HWY Perform – Resurfacing	0	2,181,385	0	0	0	0	0	2,181,385

Fund	<2020	2020	2021	2022	2023	2024	>2024	All Years
SA -STP, Any Area	0	6,513,200	0	0	0	0	0	6,513,200
Item 437514 1 Totals:	2,727,098	15,496,273	0	0	0	0	0	18,223,371

Project Item Number: 437514 2

Table 29: Five-Year TIP 2020-2024 Descriptive Information for Project Item Number 437514 2, Hernando/Citrus MPO

Descriptor	Descriptor Information
Project Item Number:	437514 2
LRTP Objectives:	2.2, 2.3, 3.4, 3.5, 3.9 (pages 6-8 through 6-10)
District:	07
County:	Citrus
Project Description	US 19/US 98/SR 55/S SUNCOAST BLVD FR HERNANDO CO LN TO W GREEN ACRES. *SIS*
Type of Work:	BIKE PATH/TRAIL
Extra Description:	DESIGN AND CONSTRUCT 10FT SHARED USE PATH ON EAST SIDE OF 19
Project Length:	6.811

Table 30: Five-Year TIP 2020-2024 Project Item Number 437514 2 Funding Table, by Fund and Phase, Hernando/Citrus MPO

Fund	<2020	2020	2021	2022	2023	2024	>2024	All Years
Preliminary Engineering / Managed by FDOT								
DIH - State In-House Product Support	3,000	0	0	0	0	0	0	3,000
DS - State Primary Highways and PTO	1,116,345	0	0	0	0	0	0	1,116,345
Right of Way / Managed by FDOT								
DIH - State In-House Product Support	509	0	0	0	0	0	0	509
Construction / Managed by FDOT								
DDR - District Dedicated Revenue	0	0	8,691,957	0	0	0	0	8,691,957
DIH - State In-House Product Support	0	0	125,109	0	0	0	0	125,109
Item 437514 2 Totals:	1,119,854	0	8,817,066	0	0	0	0	9,936,920

Fund	<2020	2020	2021	2022	2023	2024	>2024	All Years
Project Total:	3,846,952	15,496,273	8,817,066	0	0	0	0	28,160,291

Project Item Number: 439698 1

Table 31: Five-Year TIP 2020-2024 Descriptive Information for Project Item Number 439698 1, Hernando/Citrus MPO

Descriptor	Descriptor Information
Project Item Number:	439698 1
LRTP Objectives:	2.3, 3.4, 3.5 (pages 6-8 through 6-9)
District:	07
County:	Citrus
Project Description	FOREST RIDGE ELEM FR CR486/NORVELL BRYANT HWY TO W LAKE BEVERLY DR *NON-SIS*
Type of Work:	SIDEWALK
Extra Description:	CONSTRUCT 5'SIDEWALK FOREST RIDGE BLVD-SAFE ROUTES TO SCHOOL
Project Length:	1.605

Table 32: Five-Year TIP 2020-2024 Project Item Number 439698 1 Funding Table, by Fund and Phase, Hernando/Citrus MPO

Fund	<2020	2020	2021	2022	2023	2024	>2024	All Years
Preliminary Engineering / Managed by FDOT								
SR2T -Safe Routes - Transfer	539,548	0	0	0	0	0	0	539,548
Construction / Managed by FDOT								
SR2T -Safe Routes - Transfer	0	0	1,613,721	0	0	0	0	1,613,721
Item 439698 1 Totals:	539,548	0	1,613,721	0	0	0	0	2,153,269
Project Total:	539,548	0	1,613,721	0	0	0	0	2,153,269

Project Item Number: 439699 1

Table 33: Five-Year TIP 2020-2024 Descriptive Information for Project Item Number 439699 1, Hernando/Citrus MPO

Descriptor	Descriptor Information
Project Item Number:	439699 1
LRTP Objectives:	2.3, 3.4, 3.5 (pages 6-8 through 6-9)
District:	07
County:	Citrus
Project Description	PLEASANT GROVE ELEMENTARY - PLEASANT GROVE RD AND DRUID RD *NON-SIS*
Type of Work:	SIDEWALK
Extra Description:	5' SIDEWALK GROVE TO SR 44/LAKE REGION/CR 581 - SRTS
Project Length:	11.897

Table 34: Five-Year TIP 2020-2024 Project Item Number 439699 1 Funding Table, by Fund and Phase, Hernando/Citrus MPO

Fund	<2020	2020	2021	2022	2023	2024	>2024	All Years
Preliminary Engineering / Managed by FDOT								
SR2T -Safe Routes - Transfer	384,292	0	0	0	0	0	0	384,292
Construction / Managed by FDOT								
SR2T -Safe Routes - Transfer	0	648,898	0	0	0	0	0	648,898
Item 439699 1 Totals:	384,292	648,898	0	0	0	0	0	1,033,190
Project Total:	384,292	648,898	0	0	0	0	0	1,033,190

Project Item Number: 439706 1

Table 35: Five-Year TIP 2020-2024 Descriptive Information for Project Item Number 439706 1, Hernando/Citrus MPO

Descriptor	Descriptor Information
Project Item Number:	439706 1
LRTP Objectives:	2.2, 2.3, 3.4, 3.5, 3.9 (pages 6-8 through 6-10)
District:	07
County:	Citrus
Project Description	S CANARY PALM TERRACE FROM W GREEN ACRE ST TO W OAKLAWN ST *NON-SIS*
Type of Work:	RESURFACING
Extra Description:	2 LANES
Project Length:	.253

Table 36: Five-Year TIP 2020-2024 Project Item Number 439706 1 Funding Table, by Fund and Phase, Hernando/Citrus MPO

Fund	<2020	2020	2021	2022	2023	2024	>2024	All Years
Construction / Responsible Agency Not Available								
LFP -Local Funds for Participating	0	0	31,125	0	0	0	0	31,125
SCWR -2015 SB2514A-Small Co Outreach	0	0	93,375	0	0	0	0	93,375
Item 439706 1 Totals:	0	0	124,500	0	0	0	0	124,500
Project Total:	0	0	124,500	0	0	0	0	124,500

Project Item Number: 439707 1

Table 37: Five-Year TIP 2020-2024 Descriptive Information for Project Item Number 439707 1, Hernando/Citrus MPO

Descriptor	Descriptor Information
Project Item Number:	439707 1
LRTP Objectives:	2.2, 2.3, 3.4, 3.5, 3.9 (pages 6-8 through 6-10)
District:	07
County:	Citrus
Project Description	N DELTONA BLVD FROM W HOMEWAY LOOP TO W CITRUS SPRINGS BLVD *NON-SIS*
Type of Work:	RESURFACING
Extra Description:	2 LANES
Project Length:	.617

Table 38: Five-Year TIP 2020-2024 Project Item Number 439707 1 Funding Table, by Fund and Phase, Hernando/Citrus MPO

Fund	<2020	2020	2021	2022	2023	2024	>2024	All Years
Construction / Responsible Agency Not Available								
GRSC - Growth Management for Scop	0	0	10,610	0	0	0	0	10,610
LFP - Local Funds for Participating	0	0	122,500	0	0	0	0	122,500
SCED -2012 SB1998- Small Co Outreach	0	0	154,170	0	0	0	0	154,170
SCOP - Small County Outreach Program	0	0	3,876	0	0	0	0	3,876
SCWR - 2015 SB2514A-Small Co Outreach	0	0	198,844	0	0	0	0	198,844
Item 439707 1 Totals:	0	0	490,000	0	0	0	0	490,000
Project Total:	0	0	490,000	0	0	0	0	490,000

Project Item Number: 439829 7

Table 39: Five-Year TIP 2020-2024 Descriptive Information for Project Item Number 439829 7, Hernando/Citrus MPO

Descriptor	Descriptor Information
Project Item Number:	439829 7
LRTP Objectives:	2.2, 2.3, 3.4, 3.5, 3.9 (pages 6-8 through 6-10)
District:	07
County:	Citrus
Project Description	US 41/N FLORIDA AVE AT E NORVELL BRYANT HWY/E PARSONS PT ROAD *NON-SIS*
Type of Work:	LIGHTING
Extra Description:	INTERSECTION LIGHTING
Project Length:	.040

Table 40: Five-Year TIP 2020-2024 Project Item Number 439829 7 Funding Table, by Fund and Phase, Hernando/Citrus MPO

Fund	<2020	2020	2021	2022	2023	2024	>2024	All Years
Construction / Managed by FDOT								
ACSS -Advance Construction (SS, HSP)	0	71,732	0	0	0	0	0	71,732
Item 439829 7 Totals:	0	71,732	0	0	0	0	0	71,732
Project Total:	0	71,732	0	0	0	0	0	71,732

Project Item Number: 441090 1

Table 41: Five-Year TIP 2020-2024 Descriptive Information for Project Item Number 441090 1, Hernando/Citrus MPO

Descriptor	Descriptor Information
Project Item Number:	441090 1
LRTP Objectives:	2.2, 2.3, 3.4, 3.5, 3.9 (pages 6-8 through 6-10)
District:	07
County:	Citrus
Project Description	E WITHLACOOCHEE TR (CR 39) FROM E SCOTT LN TO SR 200 *NON-SIS*
Type of Work:	RESURFACING
Extra Description:	2 LANES
Project Length:	.868

Table 42: Five-Year TIP 2020-2024 Project Item Number 441090 1 Funding Table, by Fund and Phase, Hernando/Citrus MPO

Fund	<2020	2020	2021	2022	2023	2024	>2024	All Years
Construction / Responsible Agency Not Available								
GRSC - Growth Management for Scop	0	0	0	270,768	0	0	0	270,768
LFP - Local Funds for Participating	0	0	0	90,256	0	0	0	90,256
Item 441090 1 Totals:	0	0	0	361,024	0	0	0	361,024
Project Total:	0	0	0	361,024	0	0	0	361,024

Project Item Number: 441091 1

Table 43: Five-Year TIP 2020-2024 Descriptive Information for Project Item Number 441091 1, Hernando/Citrus MPO

Descriptor	Descriptor Information
Project Item Number:	441091 1
LRTP Objectives:	2.2, 2.3, 3.4, 3.5, 3.9 (pages 6-8 through 6-10)
District:	07
County:	Citrus
Project Description	E TURNER CAMP RD (CR 581) FROM E BANKS RD TO E MATTHEW MEADOW CT *NON-SIS*
Type of Work:	RESURFACING
Extra Description:	2 LANES
Project Length:	2.418

Table 44: Five-Year TIP 2020-2024 Project Item Number 441091 1 Funding Table, by Fund and Phase, Hernando/Citrus MPO

Fund	<2020	2020	2021	2022	2023	2024	>2024	All Years
Construction / Responsible Agency Not Available								
GRSC - Growth Management for Scop	0	0	0	407,745	0	0	0	407,745
LFP - Local Funds for Participating	0	0	0	188,678	0	0	0	188,678
SCOP - Small County Outreach Program	0	0	0	158,287	0	0	0	158,287
Item 441091 1 Totals:	0	0	0	754,710	0	0	0	754,710
Project Total:	0	0	0	754,710	0	0	0	754,710

Project Item Number: 441092 1

Table 45: Five-Year TIP 2020-2024 Descriptive Information for Project Item Number 441092 1, Hernando/Citrus MPO

Descriptor	Descriptor Information
Project Item Number:	441092 1
LRTP Objectives:	2.2, 2.3, 3.4, 3.5, 3.9 (pages 6-8 through 6-10)
District:	07
County:	Citrus
Project Description	W YULEE DRIVE (CR 490) FROM W BRADSHAW ST TO US 19 *NON-SIS*
Type of Work:	RESURFACING
Extra Description:	2 LANES
Project Length:	.690

Table 46: Five-Year TIP 2020-2024 Project Item Number 441092 1 Funding Table, by Fund and Phase, Hernando/Citrus MPO

Fund	<2020	2020	2021	2022	2023	2024	>2024	All Years
Construction / Responsible Agency Not Available								
LFP - Local Funds for Participating	0	0	0	88,580	0	0	0	88,580
SCWR - 2015 SB2514A-Small Co Outreach	0	0	0	265,739	0	0	0	265,739
Item 441092 1 Totals:	0	0	0	354,319	0	0	0	354,319
Project Total:	0	0	0	354,319	0	0	0	354,319

Project Item Number: 441093 1

Table 47: Five-Year TIP 2020-2024 Descriptive Information for Project Item Number 441093 1, Hernando/Citrus MPO

Descriptor	Descriptor Information
Project Item Number:	441093 1
LRTP Objectives:	2.2, 2.3, 3.4, 3.5, 3.9 (pages 6-8 through 6-10)
District:	07
County:	Citrus
Project Description	S GREAT OAKS DRIVE FROM FLORAL PARK DR TO E ORANGE AVE *NON-SIS*
Type of Work:	RESURFACING
Extra Description:	2 LANES
Project Length:	1.756

Table 48: Five-Year TIP 2020-2024 Project Item Number 441093 1 Funding Table, by Fund and Phase, Hernando/Citrus MPO

Fund	<2020	2020	2021	2022	2023	2024	>2024	All Years
Construction / Responsible Agency Not Available								
LFP - Local Funds for Participating	0	0	0	121,419	0	0	0	121,419
SCED - 2012 SB1998-Small Co Outreach	0	0	0	256,410	0	0	0	256,410
SCOP - Small County Outreach Program	0	0	0	93,397	0	0	0	93,397
SCWR - 2015 SB2514A- Small Co Outreach	0	0	0	14,449	0	0	0	14,449
Item 441093 1 Totals:	0	0	0	485,675	0	0	0	485,675
Project Total:	0	0	0	485,675	0	0	0	485,675

Project Item Number: 441095 1

Table 49: Five-Year TIP 2020-2024 Descriptive Information for Project Item Number 441095 1, Hernando/Citrus MPO

Descriptor	Descriptor Information
Project Item Number:	441095 1
LRTP Objectives:	2.2, 2.3, 3.4, 3.5, 3.9 (pages 6-8 through 6-10)
District:	07
County:	Citrus
Project Description	E WITHLACOOCHEE TRL/CR 39 FROM W OF E TASHA CT TO E SCOTT LANE *NON-SIS*
Type of Work:	RESURFACING
Extra Description:	2 LANES
Project Length:	1.518

Table 50: Five-Year TIP 2020-2024 Project Item Number 441095 1 Funding Table, by Fund and Phase, Hernando/Citrus MPO

Fund	<2020	2020	2021	2022	2023	2024	>2024	All Years
Construction / Responsible Agency Not Available								
GRSC - Growth Management for Scop	0	0	0	0	731,923	0	0	731,923
LFP - Local Funds for Participating	0	0	0	0	293,358	0	0	293,358
SCED - 2012 SB1998-Small Co Outreach	0	0	0	0	148,151	0	0	148,151
Item 441095 1 Totals:	0	0	0	0	1,173,432	0	0	1,173,432
Project Total:	0	0	0	0	1,173,432	0	0	1,173,432

Project Item Number: 441104 1

Table 51: Five-Year TIP 2020-2024 Descriptive Information for Project Item Number 441104 1, Hernando/Citrus MPO

Descriptor	Descriptor Information
Project Item Number:	441104 1
L RTP Objectives:	2.2, 2.3, 3.4, 3.5, 3.9 (pages 6-8 through 6-10)
District:	07
County:	Citrus
Project Description	N TURKEY OAK DR FROM US 19 TO SR 44 *NON-SIS*
Type of Work:	SIDEWALK
Extra Description:	CONSTRUCT 5' SIDEWALK. CRYSTAL RIVER HIGH SCHOOL SRTS
Project Length:	3.284

Table 52: Five-Year TIP 2020-2024 Project Item Number 441104 1 Funding Table, by Fund and Phase, Hernando/Citrus MPO

Fund	<2020	2020	2021	2022	2023	2024	>2024	All Years
Preliminary Engineering / Managed by FDOT								
SA - STP, Any Area	364,000	0	0	0	0	0	0	364,000
SR2T - Safe Routes - Transfer	343,705	0	0	0	0	0	0	343,705
Construction / Managed by FDOT								
SR2T - Safe Routes - Transfer	0	0	620,795	0	0	0	0	620,795
Item 441104 1 Totals:	707,705	0	620,795	0	0	0	0	1,328,500
Project Total:	707,705	0	620,795	0	0	0	0	1,328,500

Project Item Number: 441665 1

Table 53: Five-Year TIP 2020-2024 Descriptive Information for Project Item Number 441665 1, Hernando/Citrus MPO

Descriptor	Descriptor Information
Project Item Number:	441665 1
LRTP Objectives:	2.2, 2.3, 3.4, 3.5, 3.9 (pages 6-8 through 6-10)
District:	07
County:	Citrus
Project Description	SR 44/NE 5TH FROM US 19/US 98/SR 55/SUNCOAST BLVD TO E OF NE 10TH AVE *SIS*
Type of Work:	RESURFACING
Extra Description:	4 LANES
Project Length:	.604

Table 54: Five-Year TIP 2020-2024 Project Item Number 441665 1 Funding Table, by Fund and Phase, Hernando/Citrus MPO 2

Fund	<2020	2020	2021	2022	2023	2024	>2024	All Years
Preliminary Engineering / Managed by FDOT								
DIH - State In-House Product Support	1,000	0	0	0	0	0	0	1,000
DS - State Primary Highways and PTO	1,927	677,909	0	0	0	0	0	679,836
Construction / Managed by FDOT								
DDR - District Dedicated Revenue	0	0	0	1,429,050	0	0	0	1,429,050
DIH - State In-House Product Support	0	0	0	19,848	0	0	0	19,848
Item 441665 1 Totals:	2,927	677,909	0	1,448,898	0	0	0	2,129,734

Project Item Number: 441665 2

Table 55: Five-Year TIP 2020-2024 Descriptive Information for Project Item Number 441665 2, Hernando/Citrus MPO

Descriptor	Descriptor Information
Project Item Number:	441665 2
L RTP Objectives:	2.2, 2.3, 3.4, 3.5, 3.9 (pages 6-8 through 6-10)
District:	07
County:	Citrus
Project Description	SR 44/NE 5TH FROM US 19/US 98/SR 55/SUNCOAST BLVD TO E OF NE 10TH AVE. *SIS*
Type of Work:	URBAN CORRIDOR IMPROVEMENTS
Extra Description:	NA
Project Length:	.604

Table 56: Five-Year TIP 2020-2024 Project Item Number 441665 2 Funding Table, by Fund and Phase, Hernando/Citrus MPO

Fund	<2020	2020	2021	2022	2023	2024	>2024	All Years
Construction / Managed by FDOT								
DDR - District Dedicated Revenue	0	0	0	316,361	0	0	0	316,361
DIH - State In-House Product Support	0	0	0	4,394	0	0	0	4,394
Item 441665 2 Totals:	0	0	0	320,755	0	0	0	320,755
Project Total:	2,927	677,909	0	1,769,653	0	0	0	2,450,489

Project Item Number: 443358 1

Table 57: Five-Year TIP 2020-2024 Descriptive Information for Project Item Number 443358 1, Hernando/Citrus MPO

Descriptor	Descriptor Information
Project Item Number:	443358 1
LRTP Objectives:	2.2, 2.3, 3.4, 3.5, 3.9 (pages 6-8 through 6-10)
District:	07
County:	Citrus
Project Description	WITHLACOOCHEE TRAIL FROM HERNANDO CL TO MARION CL *NON-SIS*
Type of Work:	BIKE PATH/TRAIL
Extra Description:	RESURFACING STUDY
Project Length:	.000

Table 58: Five-Year TIP 2020-2024 Project Item Number 443358 1 Funding Table, by Fund and Phase, Hernando/Citrus MPO

Fund	<2020	2020	2021	2022	2023	2024	>2024	All Years
Preliminary Engineering / Managed by FDOT								
TALN - Transportation Alts < 5K	0	54,693	0	0	0	0	0	54,693
TALT - Transportation Alts – Any Area	0	195,307	0	0	0	0	0	195,307
Item 443358 1 Totals:	0	250,000	0	0	0	0	0	250,000
Project Total:	0	250,000	0	0	0	0	0	250,000

Project Item Number: 443411 1

Table 59: Five-Year TIP 2020-2024 Descriptive Information for Project Item Number 443411 1, Hernando/Citrus MPO

Descriptor	Descriptor Information
Project Item Number:	443411 1
LRTP Objectives:	2.2, 2.3, 3.4, 3.5, 3.9 (pages 6-8 through 6-10)
District:	07
County:	Citrus
Project Description	E TRAILS END/CR 39 FROM E WYMAR TR TO S WITHLAPOPKA DR *NON-SIS*
Type of Work:	RESURFACING
Extra Description:	2 LANES
Project Length:	1.666

Table 60: Five-Year TIP 2020-2024 Project Item Number 443411 1 Funding Table, by Fund and Phase, Hernando/Citrus MPO

Fund	<2020	2020	2021	2022	2023	2024	>2024	All Years
Construction / Responsible Agency Not Available								
LFP - Local Funds for Participating	0	0	0	0	193,070	0	0	193,070
SCED - 2012 SB1998-Small Co Outreach	0	0	0	0	108,259	0	0	108,259
SCOP - Small County Outreach Program	0	0	0	0	167,618	0	0	167,618
SCWR - 2015 SB2514A- Small Co Outreach	0	0	0	0	303,333	0	0	303,333
Item 443411 1 Totals:	0	0	0	0	772,280	0	0	772,280
Project Total:	0	0	0	0	772,280	0	0	772,280

Project Item Number: 411011 8

Table 61: Five-Year TIP 2020-2024 Descriptive Information for Project Item Number 411011 8, Hernando/Citrus MPO

Descriptor	Descriptor Information
Project Item Number:	411011 8
LRTP Objectives:	5.2, 5.5 (pages 6-12 through 6-13); Table 5-5 (page 5-11); Table 4-1 (page 4-2) Appendix H
District:	07
County:	Hernando
Project Description	I-75 (SR 93) FM S OF US98/SR50/CORTEZ TO N OF US98/SR50/CORTEZ. *SIS*
Type of Work:	LANDSCAPING
Extra Description:	LANDSCAPE ONLY PROJECT. FUNDS FROM SEGMENT 4 FOR LANDSCAPE ITEMS
Project Length:	2.986

Table 62: Five-Year TIP 2020-2024 Project Item Number 411011 8 Funding Table, by Fund and Phase, Hernando/Citrus MPO

Fund	<2020	2020	2021	2022	2023	2024	>2024	All Years
Preliminary Engineering / Managed by FDOT								
DIH - State In-House Product Support	2,599	0	0	0	0	0	0	2,599
DS - State Primary Highways and PTO	263,907	0	0	0	0	0	0	263,907
Construction / Managed by FDOT								
DDR - District Dedicated Revenue	0	1,309,112	0	0	0	0	0	1,309,112
DIH - State In-House Product Support	10,960	5,130	0	0	0	0	0	16,090
Item 411011 8 Totals:	277,466	1,314,242	0	0	0	0	0	1,591,708
Project Total:	277,466	1,314,242	0	0	0	0	0	1,591,708

Project Item Number: 416732 3

Table 63: Five-Year TIP 2020-2024 Descriptive Information for Project Item Number 416732 3, Hernando/Citrus MPO

Descriptor	Descriptor Information
Project Item Number:	416732 3
LRTP Objectives:	1.1, 1.2, 1.4, 1.6, 1.8, 1.9, 2.3, 3.7, 3.9, 3.10, 4.1 (Pages 6-6 through 6-11); Table 4-1 (page 4-2)
District:	07
County:	Hernando
Project Description	SR 50 FROM E OF US 98/MCKETHAN RD TO E OF US 301 *SIS*
Type of Work:	ADD LANES & REHABILITATE PVMNT
Extra Description:	2 TO 4 LANES
Project Length:	4.308

Table 64: Five-Year TIP 2020-2024 Project Item Number 416732 3 Funding Table, by Fund and Phase, Hernando/Citrus MPO

Fund	<2020	2020	2021	2022	2023	2024	>2024	All Years
Preliminary Engineering / Managed by FDOT								
DDR - District Dedicated Revenue	771,225	0	0	0	0	0	0	771,225
DIH - State In-House Product Support	16,588	0	0	0	0	0	0	16,588
DS - State Primary Highways and PTO	1,719,662	0	0	0	0	0	0	1,719,662
SA - STP, Any Area	2,522,418	0	0	0	0	0	0	2,522,418
SL - STP, Areas ≤ 200K	31,040	0	0	0	0	0	0	31,040
Right of Way / Managed by FDOT								
DDR - District Dedicated Revenue	1,542,983	0	0	0	0	0	0	1,542,983
DIH - State In-House Product Support	464,315	0	0	0	0	0	0	464,315
DS - State Primary Highways and PTO	753,930	0	0	0	0	0	0	753,930
SL - STP, Areas ≤ 200K	2,384,359	0	0	0	0	0	0	2,384,359
Railroad & Utilities / Managed by FDOT								
LF - Local Funds	0	2,088,673	0	0	0	0	0	2,088,673

Fund	<2020	2020	2021	2022	2023	2024	>2024	All Years
Construction / Managed by FDOT								
ACNP - Advance Construction NHPP	0	24,100,362	0	0	0	0	0	24,100,362
DIH - State In-House Product Support	0	332,468	0	0	0	0	0	332,468
DS - State Primary Highways and PTO	521	0	0	0	0	0	0	521
LF - Local Funds	0	48,704	0	0	0	0	0	48,704
Environmental / Managed by FDOT								
DDR - District Dedicated Revenue	55,000	0	0	0	0	0	0	55,000
DS - State Primary Highways and PTO	0	20,000	0	0	0	0	0	20,000
SA - STP, Any Area	46,032	0	0	0	0	0	0	46,032
SL - STP, Areas ≤ 200K	39,732	0	0	0	0	0	0	39,732
Item 416732 3 Totals:	10,347,805	26,590,207	0	0	0	0	0	36,938,012

Project Item Number: 416732 4

Table 65: Five-Year TIP 2020-2024 Descriptive Information for Project Item Number 416732 4, Hernando/Citrus MPO

Descriptor	Descriptor Information
Project Item Number:	416732 4
LRTP Objectives:	1.1, 1.2, 1.4, 1.6, 1.8, 1.9, 2.3, 3.7, 3.9, 3.10, 4.1 (Pages 6-6 through 6-11); Map 5-2; Table 4-1 (page 4-2)
District:	07
County:	Hernando
Project Description	SR 50 FM WINDMERE RD/BRONSON BL TO E OF US 98/MCKETHAN RD *SIS*
Type of Work:	ADD LANES & REHABILITATE PVMNT
Extra Description:	4 TO 6 LANES
Project Length:	3.488

Table 66: Five-Year TIP 2020-2024 Project Item Number 416732 4 Funding Table, by Fund and Phase, Hernando/Citrus MPO

Fund	<2020	2020	2021	2022	2023	2024	>2024	All Years
Preliminary Engineering / Managed by FDOT								
ACSA -Advance Construction (SA)	10,000	0	0	0	0	0	0	10,000
DDR - District Dedicated Revenue	1,161,555	0	0	0	0	0	0	1,161,555
DIH - State In-House Product Support	16,451	0	0	0	0	0	0	16,451
DS - State Primary Highways and PTO	448,993	0	0	0	0	0	0	448,993
SA - STP, Any Area	2,848,518	0	0	0	0	0	0	2,848,518
SL - STP, Areas ≤ 200K	751,256	0	0	0	0	0	0	751,256
Right of Way / Managed by FDOT								
DDR - District Dedicated Revenue	1,542,844	511,532	0	0	0	0	0	2,054,376
DIH - State In-House Product Support	402,641	0	0	0	0	0	0	402,641
DS - State Primary Highways and PTO	884,448	0	0	0	0	0	0	884,448
Railroad & Utilities / Managed by FDOT								
LF - Local Funds	0	4,893,272	0	0	0	0	0	4,893,272
Construction / Managed by FDOT								
ACNP - Advance Construction NHPP	0	36,802,223	0	0	0	0	0	36,802,223
DIH - State In-House Product Support	28,288	518,986	0	0	0	0	0	547,274
DS - State Primary Highways and PTO	2,322	0	0	0	0	0	0	2,322
GFSA - GF STPBG Any Area	0	2,529,225	0	0	0	0	0	2,529,225
LF - Local Funds	0	177,901	0	0	0	0	0	177,901
Contract Incentives / Managed by FDOT								
DDR - District Dedicated Revenue	0	0	0	2,500,000	0	0	0	2,500,000
Environmental / Managed by FDOT								
DDR - District Dedicated Revenue	5,698	0	0	0	0	0	0	5,698
Item 416732 4 Totals:	8,103,014	45,433,139	0	2,500,000	0	0	0	56,036,153
Project Total:	18,450,819	72,023,346	0	2,500,000	0	0	0	92,974,165

Project Item Number: 416733 2

Table 67: Five-Year TIP 2020-2024 Descriptive Information for Project Item Number 416733 2, Hernando/Citrus MPO

Descriptor	Descriptor Information
Project Item Number:	416733 2
LRTP Objectives:	1.1, 1.2, 1.4, 1.6, 1.8, 2.3, 3.7, 3.9, 3.10, 4.1 (Pages 6-6 through 6-11); Map 5-2 (Pages 5-10); Table 5-5 (Page 5-11)
District:	07
County:	Hernando
Project Description	SR 50/CORTEZ BLVD FROM COBB RD TO W OF BUCK HOPE RD *SIS*
Type of Work:	ADD LANES & RECONSTRUCT
Extra Description:	4 TO 6 LANES
Project Length:	1.273

Table 68: Five-Year TIP 2020-2024 Project Item Number 416733 2 Funding Table, by Fund and Phase, Hernando/Citrus MPO

Fund	<2020	2020	2021	2022	2023	2024	>2024	All Years
Preliminary Engineering / Managed by FDOT								
DDR - District Dedicated Revenue	23,654	0	0	0	0	0	0	23,654
DI -ST. - S/W Inter/Intrastate Hwy	600,000	0	0	0	0	0	0	600,000
DIH - State In-House Product Support	64,251	0	0	0	0	0	0	64,251
DS - State Primary Highways and PTO	123,154	0	0	0	0	0	0	123,154
GMR – Growth Management for SIS	2,417,000	0	0	0	0	0	0	2,417,000
Right of Way / Managed by FDOT								
DI -ST. - S/W Inter/Intrastate Hwy	1,758,000	0	0	0	0	0	0	1,758,000
DIH - State In-House Product Support	79,999	0	0	0	0	0	0	79,999
DS - State Primary Highways and PTO	4,283	0	0	0	0	0	0	4,283
Construction / Managed by FDOT								
DI -ST. - S/W Inter/Intrastate Hwy	0	0	0	0	8,564,545	0	0	8,564,545
DIH - State In-House Product Support	0	0	0	0	118,953	0	0	118,953

Fund	<2020	2020	2021	2022	2023	2024	>2024	All Years
Environmental / Managed by FDOT								
DDR - District Dedicated Revenue	25,000	0	0	144,974	0	0	0	169,974
Item 416733 2 Totals:	5,095,341	0	0	144,974	8,683,498	0	0	13,923,813
Project Total:	5,095,341	0	0	144,974	8,683,498	0	0	13,923,813

Project Item Number: 416735 1

Table 69: Five-Year TIP 2020-2024 Descriptive Information for Project Item Number 416735 1, Hernando/Citrus MPO

Descriptor	Descriptor Information
Project Item Number:	416735 1
LRTP Objectives:	1.1, 1.2, 1.4, 1.6, 1.8, 2.3, 3.7, 3.9, 3.10, 4.1 (Pages 6-6 through 6-11); Map 5-2 (Pages 5-10); Table 5-5 (Page 5-11)
District:	07
County:	Hernando
Project Description	SR 50/CORTEZ BLVD FROM W OF BUCK HOPE RD TO W OF JEFFERSON STREET *SIS*
Type of Work:	ADD LANES & REHABILITATE PVMNT
Extra Description:	4 TO 6 LANES
Project Length:	2.517

Table 70: Five-Year TIP 2020-2024 Project Item Number 416735 1 Funding Table, by Fund and Phase, Hernando/Citrus MPO

Fund	<2020	2020	2021	2022	2023	2024	>2024	All Years
Preliminary Engineering / Managed by FDOT								
ACNP - Advance Construction NHPP	3,400,000	0	0	0	0	0	0	3,400,000
ACSA - Advance Construction (SA)	523,181	0	0	0	0	0	0	523,181
ACSL – Advance Construction (SL)	29,902	0	0	0	0	0	0	29,902
DDR - District Dedicated Revenue	53,226	0	0	0	0	0	0	53,226
DIH - State In-House Product Support	62,417	0	0	0	0	0	0	62,417
DS - State Primary Highways and PTO	116,500	0	0	0	0	0	0	116,500
SL - STP, Areas ≤ 200K	1,939,227	0	0	0	0	0	0	1,939,227
Right of Way / Managed by FDOT								
DDR - District Dedicated Revenue	0	347,600	420,000	0	0	0	0	767,600
DIH - State In-House Product Support	0	120,000	9,221	0	0	0	0	129,221
SL - STP, Areas ≤ 200K	0	0	3,249,979	0	0	0	0	3,249,979
Construction / Managed by FDOT								

Hernando/Citrus MPO

Fund	<2020	2020	2021	2022	2023	2024	>2024	All Years
ACNP - Advance Construction NHPP	0	0	0	0	0	36,932,171	0	36,932,171
Environmental / Managed by FDOT								
DDR - District Dedicated Revenue	41,944	0	0	0	111,446	0	0	153,390
Item 416735 1Totals:	6,166,397	467,600	3,679,200	0	111,446	36,932,171	0	47,356,814
Project Total:	6,166,397	467,600	3,679,200	0	111,446	36,932,171	0	47,356,814

Project Item Number: 430051 2

Table 71: Five-Year TIP 2020-2024 Descriptive Information for Project Item Number 430051 2, Hernando/Citrus MPO

Descriptor	Descriptor Information
Project Item Number:	430051 2
LRTP Objectives:	1.1, 1.2, 1.4, 1.6, 1.8, 1.9, 2.3, 3.7, 3.9, 3.10, 4.1 (pages 6-12 through 6-13); Table 4-1 (page 4-2) Appendix H
District:	07
County:	Hernando
Project Description	SR 50 FROM LOCKHART RD TO E OF REMINGTON RD *SIS*
Type of Work:	ADD LANES & REHABILITATE PVMNT
Extra Description:	4 TO 6 LANES
Project Length:	.355

Table 72: Five-Year TIP 2020-2024 Project Item Number 430051 2 Funding Table, by Fund and Phase, Hernando/Citrus MPO

Fund	<2020	2020	2021	2022	2023	2024	>2024	All Years
Preliminary Engineering / Managed by FDOT								
ACNP - Advance Construction NHPP	145,395	0	0	0	0	0	0	145,395
DDR - District Dedicated Revenue	92,256	0	0	0	0	0	0	92,256
DIH - State In-House Product Support	49,804	0	0	0	0	0	0	49,804
DS - State Primary Highways and PTO	55,169	0	0	0	0	0	0	55,169
NHPP - IM, Bridg Repl, Natnl Hwy - MAP21	821,170	0	0	0	0	0	0	821,170
Railroad & Utilities / Managed by FDOT								
LF - Local Funds	0	350,000	0	0	0	0	0	350,000
Construction / Managed by FDOT								
CM - Congestion Management - AQ	0	73,503	0	0	0	0	0	73,503
DDR - District Dedicated Revenue	0	1,750,784	0	0	0	0	0	1,750,784
DIH - State In-House Product Support	0	78,637	0	0	0	0	0	78,637
DS - State Primary Highways and PTO	6,091	0	0	0	0	0	0	6,091

Hernando/Citrus MPO

Fund	<2020	2020	2021	2022	2023	2024	>2024	All Years
GFSL - GF STPBG < 200K <5K (Small Urb)	0	1,836,008	0	0	0	0	0	1,836,008
SL - STP, Areas ≤ 200K	0	2,001,602	0	0	0	0	0	2,001,602
Item 430051 2 Totals:	1,169,885	6,090,534	0	0	0	0	0	7,260,419
Project Total:	1,169,885	6,090,534	0	0	0	0	0	7,260,419

Project Item Number: 433714 1

Table 73: Five-Year TIP 2020-2024 Descriptive Information for Project Item Number 433714 1, Hernando/Citrus MPO

Descriptor	Descriptor Information
Project Item Number:	433714 1
LRTP Objectives:	2.3, 3.4, 3.5 (Pages 6-8 through 6-9); Appendix D-2
District:	07
County:	Hernando
Project Description	LINDEN DR FROM CORONADO DR TO SPRING HILL DR *NON-SIS*
Type of Work:	SIDEWALK
Extra Description:	DESIGN AND CONSTRUCT 5' SIDEWALK
Project Length:	.953

Table 74: Five-Year TIP 2020-2024 Project Item Number 433714 1 Funding Table, by Fund and Phase, Hernando/Citrus MPO

Fund	<2020	2020	2021	2022	2023	2024	>2024	All Years
Preliminary Engineering / Managed by Hernando County Board of County Commissioners								
TALT - Transportation Alts – Any Area	46,000	0	0	0	0	0	0	46,000
Construction / Managed by Hernando County Board of County Commissioners								
TALL - Transportation Alts - < 200K	0	0	338,573	0	0	0	0	338,573
TALT - Transportation Alts – Any Area	0	0	193,688	0	0	0	0	193,688
Item 433714 1 Totals:	46,000	0	532,261	0	0	0	0	578,261
Project Total:	46,000	0	532,261	0	0	0	0	578,261

Project Item Number: 436709 1

Table 75: Five-Year TIP 2020-2024 Descriptive Information for Project Item Number 436709 1, Hernando/Citrus MPO

Descriptor	Descriptor Information
Project Item Number:	436709 1
LRTP Objectives:	2.3, 3.4, 3.5 (Pages 6-8 through 6-9); Appendix D-2
District:	07
County:	Hernando
Project Description	WESTSIDE ELEMENTARY - KENLAKE, APPLGATE, AIRMONT, TYLER, HALSTEAD *NON-SIS*
Type of Work:	SIDEWALK
Extra Description:	DESIGN AND CONSTRUCT 5'SIDEWALKS
Project Length:	.000

Table 76: Five-Year TIP 2020-2024 Project Item Number 436709 1 Funding Table, by Fund and Phase, Hernando/Citrus MPO

Fund	<2020	2020	2021	2022	2023	2024	>2024	All Years
Preliminary Engineering / Managed by FDOT								
SR2T - Safe Routes - Transfer	951	0	0	0	0	0	0	951
Preliminary Engineering / Managed by Hernando County Board of County Commissioners								
SR2T - Safe Routes - Transfer	64,528	0	0	0	0	0	0	64,528
Construction / Managed by Hernando County Board of County Commissioners								
TALL - Transportation Alts - < 200K	0	23,635	0	0	0	0	0	23,635
TALT - Transportation Alts – Any Area	0	289,602	0	0	0	0	0	289,602
Item 436709 1 Totals:	65,479	313,237	0	0	0	0	0	378,716
Project Total:	65,479	313,237	0	0	0	0	0	378,716

Project Item Number: 436710 1

Table 77: Five-Year TIP 2020-2024 Descriptive Information for Project Item Number 436710 1, Hernando/Citrus MPO

Descriptor	Descriptor Information
Project Item Number:	436710 1
LRTP Objectives:	2.3, 3.4, 3.5 (Pages 6-8 through 6-9); Appendix D-2
District:	07
County:	Hernando
Project Description	JD FLOYD ELEMENTARY SCHOOL - CORONADO DR, WHITEWOOD AVE, ALDORO AVE *NON-SIS*
Type of Work:	SIDEWALK
Extra Description:	DESIGN AND CONSTRUCT 5' SIDEWALKS
Project Length:	.000

Table 78: Five-Year TIP 2020-2024 Project Item Number 436710 1 Funding Table, by Fund and Phase, Hernando/Citrus MPO

Fund	<2020	2020	2021	2022	2023	2024	>2024	All Years
Preliminary Engineering / Managed by FDOT								
SR2T - Safe Routes - Transfer	1,890	0	0	0	0	0	0	1,890
Preliminary Engineering / Managed by Hernando County Board of County Commissioners								
SR2T - Safe Routes - Transfer	69,272	0	0	0	0	0	0	69,272
Construction / Managed by Hernando County Board of County Commissioners								
TALL - Transportation Alts - < 200K	0	27,862	0	0	0	0	0	27,862
TALT - Transportation Alts – Any Area	0	467,232	0	0	0	0	0	467,232
Item 436710 1 Totals:	71,162	495,094	0	0	0	0	0	566,256
Project Total:	71,162	495,094	0	0	0	0	0	566,256

Project Item Number: 436712 1

Table 79: Five-Year TIP 2020-2024 Descriptive Information for Project Item Number 436712 1, Hernando/Citrus MPO

Descriptor	Descriptor Information
Project Item Number:	436712 1
LRTP Objectives:	2.3, 3.4, 3.5 (Pages 6-8 through 6-9); Appendix D-2
District:	07
County:	Hernando
Project Description	BROOKSVILLE ELEMENTARY - HOWELL AVE FROM CROOM RD TO US 41/BROAD ST *NON-SIS*
Type of Work:	SIDEWALK
Extra Description:	5' SIDEWALKS SAFE ROUTES TO SCHOOL
Project Length:	.819

Table 80: Five-Year TIP 2020-2024 Project Item Number 436712 1 Funding Table, by Fund and Phase, Hernando/Citrus MPO

Fund	<2020	2020	2021	2022	2023	2024	>2024	All Years
Preliminary Engineering / Managed by FDOT								
SR2T - Safe Routes - Transfer	951	0	0	0	0	0	0	951
Preliminary Engineering / Managed by Hernando County Board of County Commissioners								
SR2S - Safe Routes - Infrastructure	34,746	0	0	0	0	0	0	34,746
SR2T - Safe Routes - Transfer	19,102	0	0	0	0	0	0	19,102
Construction / Managed by Hernando County Board of County Commissioners								
TALL - Transportation Alts - <200K	0	293,056	0	0	0	0	0	293,056
TALT - Transportation Alts – Any Area	0	18,275	0	0	0	0	0	18,275
Item 436712 1 Totals:	54,799	311,331	0	0	0	0	0	366,130
Project Total:	54,799	311,331	0	0	0	0	0	366,130

Project Item Number: 437264 2

Table 81: Five-Year TIP 2020-2024 Descriptive Information for Project Item Number 437264 2, Hernando/Citrus MPO

Descriptor	Descriptor Information
Project Item Number:	437264 2
LRTP Objectives:	1.2, 1.7, 2.3, 3.2, 3.4, 3.5 (Pages 6-8 through 6-9); Map 4-9 (Page 4-20; Appendix D-1
District:	07
County:	Hernando
Project Description	GOOD NEIGHBOR TRAIL GAP FR W OF SR 50/CORTEZ BLVD TO GOOD NEIGHBOR TR *SIS*
Type of Work:	BIKE PATH/TRAIL
Extra Description:	CONNECT 12' TRAIL FR SUNCOAST TRL TO GOOD NEIGHOR TRL-C2C
Project Length:	2.179

Table 82: Five-Year TIP 2020-2024 Project Item Number 437264 2 Funding Table, by Fund and Phase,

Fund	<2020	2020	2021	2022	2023	2024	>2024	All Years
P D & E / Managed by FDOT								
TLWR - 2015 SB2514A-Trail Network	549,619	0	0	0	0	0	0	549,619
Preliminary Engineering / Managed by FDOT								
DIH - State In-House Product Support	22,060	0	0	0	0	0	0	22,060
DS - State Primary Highways and PTO	120,333	0	0	0	0	0	0	120,333
TLWR - 2015 SB2514A - Trail Network	2,029,842	0	0	0	0	0	0	2,029,842
Right of Way / Managed by FDOT								
DIH - State In-House Product Support	0	220,000	0	0	0	0	0	220,000
TLWR - 2015 SB2514A- Trail Network	1,162,970	2,537,830	0	0	0	0	0	3,700,800
Railroad and Utilities / Managed by FDOT								
DDR - District Dedicated Revenue	20,000	0	0	103,123	0	0	0	123,123
Construction / Managed by FDOT								
DIH - State In-House Product Support	0	0	0	211,863	0	0	0	211,863

Fund	<2020	2020	2021	2022	2023	2024	>2024	All Years
TALT - Transportation Alts – Any Area	0	0	0	929,858	0	0	0	929,858
TLWR - 2015 SB2514A - Trail Network	0	0	0	14,376,388	0	0	0	14,376,388
Item 437264 2 Totals:	3,904,824	2,757,830	0	15,621,232	0	0	0	22,283,886
Project Total:	3,904,824	2,757,830	0	15,621,232	0	0	0	22,283,886

Project Item Number: 437484 1

Table 83: Five-Year TIP 2020-2024 Descriptive Information for Project Item Number 437484 1, Hernando/Citrus MPO

Descriptor	Descriptor Information
Project Item Number:	437484 1
LRTP Objectives:	2.3, 3.4, 3.5 (Pages 6-8 through 6-9); Appendix D-2
District:	07
County:	Hernando
Project Description	W LANDOVER BLVD FROM NORTHCLIFFE BLVD TO ELGIN BLVD *NON-SIS*
Type of Work:	SIDEWALK
Extra Description:	DESIGN AND CONSTRUCT 5' SIDEWALK
Project Length:	1.233

Table 84: Five-Year TIP 2020-2024 Project Item Number 437484 1 Funding Table, by Fund and Phase, Hernando/Citrus MPO

Fund	<2020	2020	2021	2022	2023	2024	>2024	All Years
Preliminary Engineering / Managed by Hernando County Board of County Commissioners								
TALT - Transportation Alts – Any Area	0	0	95,367	0	0	0	0	95,367
Construction / Managed by Hernando County Board of County Commissioners								
TALL - Transportation Alts - < 200K	0	0	0	0	348,774	0	0	348,774
TALT - Transportation Alts – Any Area	0	0	0	0	246,242	0	0	246,242
Item 437484 1 Totals:	0	0	95,367	0	595,016	0	0	690,383
Project Total:	0	0	95,367	0	595,016	0	0	690,383

Project Item Number: 438651 1

Table 85: Five-Year TIP 2020-2024 Descriptive Information for Project Item Number 438651 1, Hernando/Citrus MPO

Descriptor	Descriptor Information
Project Item Number:	438651 1
LRTP Objectives:	2.3, 3.4, 3.5 (Pages 6-8 through 6-9); Appendix D-2
District:	07
County:	Hernando
Project Description	S LINDEN DR SIDEWALK FROM COUNTY LINE RD TO SPRING HILL DR *NON-SIS*
Type of Work:	SIDEWALK
Extra Description:	CONSTRUCT SIDEWALK ON WEST SIDE OF S LINDEN
Project Length:	2.610

Table 86: Five-Year TIP 2020-2024 Project Item Number 438651 1 Funding Table, by Fund and Phase, Hernando/Citrus MPO

Fund	<2020	2020	2021	2022	2023	2024	>2024	All Years
Preliminary Engineering / Managed by Hernando County Board of County Commissioners								
TALT - Transportation Alts – Any Area	0	0	0	93,610	0	0	0	93,610
Construction / Managed by Hernando County Board of County Commissioners								
TALL - Transportation Alts - < 200K	0	0	0	0	0	348,387	0	348,387
TALT - Transportation Alts – Any Area	0	0	0	0	0	314,982	0	314,982
Item 438651 1 Totals:	0	0	0	93,610	0	663,369	0	756,979
Project Total:	0	0	0	93,610	0	663,369	0	756,979

Project Item Number: 439448 1

Table 87: Five-Year TIP 2020-2024 Descriptive Information for Project Item Number 439448 1, Hernando/Citrus MPO

Descriptor	Descriptor Information
Project Item Number:	439448 1
LRTP Objectives:	2.2, 2.3, 3.4, 3.5, 3.9, 5.5 (Pages 6-8 through 6-13)
District:	07
County:	Hernando
Project Description	US 98/SR 700/PONCE DE LEON FR S OF CITRUS WAY/CR491 TO N OF CITRUS WAY *NON-SIS*
Type of Work:	ROUNDAABOUT
Extra Description:	DESIGN AND CONSTRUCT ROUNDAABOUT
Project Length:	.669

Table 88: Five-Year TIP 2020-2024 Project Item Number 439448 1 Funding Table, by Fund and Phase, Hernando/Citrus MPO

Fund	<2020	2020	2021	2022	2023	2024	>2024	All Years
Preliminary Engineering / Managed by FDOT								
ACID - Adv Construction Safety (HSID)	0	1,000	0	0	0	0	0	1,000
DS - State Primary Highways and PTO	127,782	0	0	0	0	0	0	127,782
HSP - Safety (Hiway Safety Program)	100,709	0	0	0	0	0	0	100,709
Construction / Managed by FDOT								
ACSS - Advance Construction (SS, HSP)	0	0	2,296,421	0	0	0	0	2,296,421
Item 439448 1 Totals:	228,491	1,000	2,296,421	0	0	0	0	2,525,912
Project Total:	228,491	1,000	2,296,421	0	0	0	0	2,525,912

Project Item Number: 439508 1

Table 89: Five-Year TIP 2020-2024 Descriptive Information for Project Item Number 439508 1, Hernando/Citrus MPO

Descriptor	Descriptor Information
Project Item Number:	439508 1
LRTP Objectives:	2.3, 3.4, 3.5 (Pages 6-8 through 6-9); Appendix D-2
District:	07
County:	Hernando
Project Description	ELGIN BLVD FROM DELTONA BLVD TO MARINER BLVD *NON-SIS*
Type of Work:	SIDEWALK
Extra Description:	DESIGN AND CONSTRUCT 5' SIDEWALK ALONG SOUTH SIDE OF ELGIN
Project Length:	2.540

Table 90: Five-Year TIP 2020-2024 Project Item Number 439508 1 Funding Table, by Fund and Phase, Hernando/Citrus MPO

Fund	<2020	2020	2021	2022	2023	2024	>2024	All Years
Preliminary Engineering / Managed by Hernando County Board of County Commissioners								
TALT - Transportation Alts – Any Area	0	102,070	0	0	0	0	0	102,070
Construction / Managed by Hernando County Board of County Commissioners								
TALL - Transportation Alts - < 200K	0	0	0	132,682	0	0	0	132,682
TALT - Transportation Alts – Any Area	0	0	0	783,036	0	0	0	783,036
Item 439508 1 Totals:	0	102,070	0	915,718	0	0	0	1,017,788
Project Total:	0	102,070	0	915,718	0	0	0	1,017,788

Project Item Number: 439509 1

Table 91: Five-Year TIP 2020-2024 Descriptive Information for Project Item Number 439509 1, Hernando/Citrus MPO

Descriptor	Descriptor Information
Project Item Number:	439509 1
LRTP Objectives:	2.3, 3.4, 3.5 (Pages 6-8 through 6-9); Appendix D-2
District:	07
County:	Hernando
Project Description	DELTONA BLVD FROM ELGIN BLVD TO SR 50 (CORTEZ BLVD) *NON-SIS*
Type of Work:	SIDEWALK
Extra Description:	DESIGN AND CONSTRUCT 5' SIDEWALK ON WEST SIDE OF DELTONA
Project Length:	.524

Table 92: Five-Year TIP 2020-2024 Project Item Number 439509 1 Funding Table, by Fund and Phase, Hernando/Citrus MPO

Fund	<2020	2020	2021	2022	2023	2024	>2024	All Years
Preliminary Engineering / Managed by Hernando County Board of County Commissioners								
TALT - Transportation Alts – Any Area	58,680	0	0	0	0	0	0	58,680
Construction / Managed by Hernando County Board of County Commissioners								
TALT - Transportation Alts – Any Area	0	0	236,727	0	0	0	0	236,727
Item 439509 1 Totals:	58,680	0	236,727	0	0	0	0	295,407
Project Total:	58,680	0	236,727	0	0	0	0	295,407

Project Item Number: 440064 1

Table 93: Five-Year TIP 2020-2024 Descriptive Information for Project Item Number 440064 1, Hernando/Citrus MPO

Descriptor	Descriptor Information
Project Item Number:	440064 1
LRTP Objectives:	2.2, 2.3, 3.4, 3.5, 3.9, 5.5 (Pages 6-8 through 6-13)
District:	07
County:	Hernando
Project Description	US 98/SR700/PONCE DE LEON BLVD FROM N OF LANDFILL RD TO CITRUS CO LINE *SIS*
Type of Work:	RESURFACING
Extra Description:	2 LANES
Project Length:	2.074

Table 94: Five-Year TIP 2020-2024 Project Item Number 440064 1 Funding Table, by Fund and Phase, Hernando/Citrus MPO

Fund	<2020	2020	2021	2022	2023	2024	>2024	All Years
Preliminary Engineering / Managed by FDOT								
DDR - District Dedicated Revenue	0	280,274	0	0	0	0	0	280,274
DIH - State In-House Product Support	2,000	0	0	0	0	0	0	2,000
Construction / Managed by FDOT								
DIH - State In-House Product Support	0	0	0	36,763	0	0	0	36,763
DS - State Primary Highways and PTO	0	0	0	2,646,879	0	0	0	2,646,879
Item 440064 1 Totals:	2,000	280,274	0	2,683,642	0	0	0	2,965,916
Project Total:	2,000	280,274	0	2,683,642	0	0	0	2,965,916

Project Item Number: 441103 1

Table 95: Five-Year TIP 2020-2024 Descriptive Information for Project Item Number 441103 1, Hernando/Citrus MPO

Descriptor	Descriptor Information
Project Item Number:	441103 1
LRTP Objectives:	2.3, 3.4, 3.5 (Pages 6-8 through 6-9)
District:	07
County:	Hernando
Project Description	FOX CHAPEL MS FREEPORT DR FROM DELTONA BLVD TO NORTHCLIFFE BLVD *NON-SIS*
Type of Work:	SIDEWALK
Extra Description:	CONSTRUCT 5' SIDEWALK, SAFE ROUTES TO SCHOOL
Project Length:	1.550

Table 96: Five-Year TIP 2020-2024 Project Item Number 441103 1 Funding Table, by Fund and Phase, Hernando/Citrus MPO

Fund	<2020	2020	2021	2022	2023	2024	>2024	All Years
Preliminary Engineering / Managed by Hernando County Board of County Commissioners								
SR2T - Safe Routes - Transfer	0	0	0	270,555	0	0	0	270,555
Item 441103 1 Totals:	0	0	0	270,555	0	0	0	270,555
Project Total:	0	0	0	270,555	0	0	0	270,555

Project Item Number: 441107 1

Table 97: Five-Year TIP 2020-2024 Descriptive Information for Project Item Number 441107 1, Hernando/Citrus MPO

Descriptor	Descriptor Information
Project Item Number:	441107 1
LRTP Objectives:	2.3, 3.4, 3.5 (Pages 6-8 through 6-9)
District:	07
County:	Hernando
Project Description	EAST SIDE ELEMENTARY RALEY RD FROM US 98/SR 50/CORTEZ BLVD TO ROPER RD *NON-SIS*
Type of Work:	SIDEWALK
Extra Description:	5' SIDEWALK, SAFE ROUTES TO SCHOOL
Project Length:	.782

Table 98: Five-Year TIP 2020-2024 Project Item Number 441107 1 Funding Table, by Fund and Phase, Hernando/Citrus MPO

Fund	<2020	2020	2021	2022	2023	2024	>2024	All Years
Preliminary Engineering / Managed by Hernando County Board of County Commissioners								
SR2T - Safe Routes - Transfer	0	0	0	239,996	0	0	0	239,996
Item 441107 1 Totals:	0	0	0	239,996	0	0	0	239,996
Project Total:	0	0	0	239,996	0	0	0	239,996

Project Item Number: 441386 1

Table 99: Five-Year TIP 2020-2024 Descriptive Information for Project Item Number 441386 1, Hernando/Citrus MPO

Descriptor	Descriptor Information
Project Item Number:	441386 1
LRTP Objectives:	2.2, 2.3, 3.4, 3.5, 3.9, 5.5 (Pages 6-8 through 6-13)
District:	07
County:	Hernando
Project Description	US 41/SR 45/BROAD ST FR N OF INGRAM ST TO S OF OAKS MHP *NON-SIS*
Type of Work:	RESURFACING
Extra Description:	6 LANES, CONCRETE INTERSECTION @ WISCON RD
Project Length:	1.862

Table 100: Five-Year TIP 2020-2024 Project Item Number 441386 1 Funding Table, by Fund and Phase, Hernando/Citrus MPO

Fund	<2020	2020	2021	2022	2023	2024	>2024	All Years
Preliminary Engineering / Managed by FDOT								
DDR - District Dedicated Revenue	160,000	0	0	0	0	0	0	160,000
DIH - State In-House Product Support	9,241	0	0	0	0	0	0	9,241
DS - State Primary Highways and PTO	1,013,223	0	0	0	0	0	0	1,013,223
Construction / Managed by FDOT								
ACNP - Advance Construction NHPP	0	0	6,055,711	0	0	0	0	6,055,711
DDR - District Dedicated Revenue	0	0	5,786,677	0	0	0	0	5,786,677
DIH - State In-House Product Support	0	0	159,853	0	0	0	0	159,853
Environmental / Managed by FDOT								
DDR - District Dedicated Revenue	0	25,000	0	0	0	0	0	25,000
Item 441386 1 Totals:	1,182,464	25,000	12,002,241	0	0	0	0	13,209,705
Project Total:	1,182,464	25,000	12,002,241	0	0	0	0	13,209,705

Project Item Number: 442835 1

Table 101: Five-Year TIP 2020-2024 Descriptive Information for Project Item Number 442835 1, Hernando/Citrus MPO

Descriptor	Descriptor Information
Project Item Number:	442835 1
L RTP Objectives:	1.1, 1.2, 1.4, 1.6, 1.8, 2.3, 3.7, 3.9, 3.10, 4.1 (Pages 6-6 through 6-11); Map 5-2 (Pages 5-10); Table 5-5 (Page 5-11)
District:	07
County:	Hernando
Project Description	SR 50 FROM US 301/SR 35 TO HERNANDO/SUMTER COUNTY LINE *SIS*
Type of Work:	ADD LANES & RECONSTRUCT
Extra Description:	2 TO 4 LANES
Project Length:	4.771

Table 102: Five-Year TIP 2020-2024 Project Item Number 442835 1 Funding Table, by Fund and Phase, Hernando/Citrus MPO

Fund	<2020	2020	2021	2022	2023	2024	>2024	All Years
Right of Way / Managed by FDOT								
DDR - District Dedicated Revenue	0	0	0	2,035,859	0	0	0	2,035,859
DIH - State In-House Product Support	0	0	0	200,000	0	0	0	200,000
DS - State Primary Highways and PTO	0	0	0	2,428,841	0	0	0	2,428,841
Environmental / Managed by FDOT								
DDR - District Dedicated Revenue	0	1,000,000	0	0	0	0	0	1,000,000
Item 442835 1 Totals:	0	1,000,000	0	4,664,700	0	0	0	5,664,700
Project Total:	0	1,000,000	0	4,664,700	0	0	0	5,664,700

Project Item Number: 444420 1

Table 103: Five-Year TIP 2020-2024 Descriptive Information for Project Item Number 444420 1, Hernando/Citrus MPO

Descriptor	Descriptor Information
Project Item Number:	444420 1
L RTP Objectives:	5.2, 5.5 (pages 6-12 through 6-13); Table 5-5 (page 5-11); Table 4-1 (page 4-2) Appendix H
District:	07
County:	Hernando
Project Description	I-75/SR 93 FR S END OF SR 50 NB OFF RAMP TO N END OF SR 50 NB ON RAMP *SIS*
Type of Work:	LANDSCAPING
Extra Description:	INSTALLATION OF PLANTS AND RELATED MATERIALS
Project Length:	1.603

Table 104: Five-Year TIP 2020-2024 Project Item Number 444420 1 Funding Table, by Fund and Phase, Hernando/Citrus MPO

Fund	<2020	2020	2021	2022	2023	2024	>2024	All Years
Preliminary Engineering / Managed by FDOT								
DDR - District Dedicated Revenue	186,508	0	0	0	0	0	0	186,508
DS - State Primary Highways and PTO	255	0	0	0	0	0	0	255
Construction / Managed by FDOT								
DDR - District Dedicated Revenue	0	1,450,278	0	0	0	0	0	1,450,278
DIH - State In-House Product Support	0	21,754	0	0	0	0	0	21,754
DS - State Primary Highways and PTO	0	116,022	0	0	0	0	0	116,022
Item 444420 1 Totals:	186,763	1,588,054	0	0	0	0	0	1,774,817
Project Total:	186,763	1,588,054	0	0	0	0	0	1,774,817

Project Item Number: 444425 2

Table 105: Five-Year TIP 2020-2024 Descriptive Information for Project Item Number 444425 2, Hernando/Citrus MPO

Descriptor	Descriptor Information
Project Item Number:	444425 2
L RTP Objectives:	5.2, 5.5 (pages 6-12 through 6-13); Table 5-5 (page 5-11); Table 4-1 (page 4-2) Appendix H
District:	07
County:	Hernando
Project Description	I-75/SR 93 FROM PASCO CO LINE TO N OF CHURCH RD *SIS*
Type of Work:	LANDSCAPING
Extra Description:	INSTALLATION OF PLANTS AND RELATED MATERIALS
Project Length:	1.725

Table 106: Five-Year TIP 2020-2024 Project Item Number 444425 2 Funding Table, by Fund and Phase, Hernando/Citrus MPO

Fund	<2020	2020	2021	2022	2023	2024	>2024	All Years
Construction / Managed by FDOT								
DDR - District Dedicated Revenue	0	774,623	0	0	0	0	0	774,623
DIH - State In-House Product Support	0	11,619	0	0	0	0	0	11,619
DS - State Primary Highways and PTO	0	61,970	0	0	0	0	0	61,970
Item 444425 2 Totals:	0	848,212	0	0	0	0	0	848,212
Project Total:	0	848,212	0	0	0	0	0	848,212

Five-Year TIP 2020-2024 Project Listings: Turnpike

Project Item Number: 405270 3

Table 107: Five-Year TIP 2020-2024 Descriptive Information for Project Item Number 405270 3, Hernando/Citrus MPO

Descriptor	Descriptor Information
Project Item Number:	405270 3
LRTP Objectives:	1.3, 1.4, 1.8, 1.9 (Pages 6-6 through 6.10); Appendix H
District:	07
County:	Citrus
Project Description	SUNCOAST PARKWAY 2 - HERNANDO C/L TO SOUTH OF W GROVER CLEVELAND BLVD *SIS*
Type of Work:	NEW ROAD CONSTRUCTION
Extra Description:	S/O FROM 405270-1
Project Length:	7.410

Table 108: Five-Year TIP 2020-2024 Project Item Number 405270 3 Funding Table, by Fund and Phase, Hernando/Citrus MPO

Fund	<2020	2020	2021	2022	2023	2024	>2024	All Years
Preliminary Engineering / Managed by FDOT								
PKYI - Turnpike Improvement	6,562,019	0	0	0	0	0	0	6,562,019
Right of Way / Managed by FDOT								
PKYI - Turnpike Improvement	17,209,094	0	0	0	0	0	0	17,209,094
Railroad and Utilities / Managed by FDOT								
PKYI - Turnpike Improvement	11,605,553	0	0	0	0	0	0	11,605,553
Construction / Managed by FDOT								
PKBD - Turnpike Master Bond Fund	63,258,502	0	0	0	0	0	0	63,258,502
PKYI - Turnpike Improvement	5,922,844	0	1,800,000	0	0	0	0	7,722,844
PKYO - Turnpike Toll Collection / Oper	0	82,080	0	0	0	0	0	82,080
Environmental / Managed by FDOT								

Fund	<2020	2020	2021	2022	2023	2024	>2024	All Years
PKYI - Turnpike Improvement	200,000	0	0	0	0	0	0	200,000
Item 405270 3 Totals:	104,758,012	82,080	1,800,000	0	0	0	0	106,640,092
Project Total:	104,758,012	82,080	1,800,000	0	0	0	0	106,640,092

Project Item Number: 442764 1

Table 109: Five-Year TIP 2020-2024 Descriptive Information for Project Item Number 442764 1, Hernando/Citrus MPO

Descriptor	Descriptor Information
Project Item Number:	442764 1
L RTP Objectives:	1.3, 1.4, 1.8, 1.9 (Pages 6-6 through 6.10); Appendix H
District:	07
County:	Citrus
Project Description	SUNCOAST II (SR589) - SR 44 TO CR 486 *SIS*
Type of Work:	NEW ROAD CONSTRUCTION
Extra Description:	NA
Project Length:	3.000

Table 110: Five-Year TIP 2020-2024 Project Item Number 442764 1 Funding Table, by Fund and Phase, Hernando/Citrus MPO

Fund	<2020	2020	2021	2022	2023	2024	>2024	All Years
Preliminary Engineering / Managed by FDOT								
PKED - 2012 SB1998-Turnpike Feeder Rd	6,524,808	0	0	0	0	0	0	6,524,808
PKYI - Turnpike Improvement	64,342	1,000,000	0	0	0	0	0	1,064,342
Right of Way / Managed by FDOT								
PKYI - Turnpike Improvement	1,548,367	3,194,372	0	7,041,004	0	0	0	11,783,743
Railroad & Utilities / Managed by FDOT								
PKBD - Turnpike Master Bond Fund	0	0	0	12,000,000	0	0	0	12,000,000
PKYI - Turnpike Improvement	0	0	400,000	0	0	0	0	400,000

Fund	<2020	2020	2021	2022	2023	2024	>2024	All Years
Construction / Managed by FDOT								
PKBD - Turnpike Master Bond Fund	0	0	0	0	0	64,714,000	0	64,714,000
PKYI - Turnpike Improvement	1,135	0	0	0	0	0	0	1,135
Item 442764 1 Totals:	8,138,652	4,194,372	400,000	19,041,004	0	64,714,000	0	96,488,028
Project Total:	8,138,652	4,194,372	400,000	19,041,004	0	64,714,000	0	96,488,028

Project Item Number: 405270 1

Table 111: Five-Year TIP 2020-2024 Descriptive Information for Project Item Number 405270 1, Hernando/Citrus MPO

Descriptor	Descriptor Information
Project Item Number:	405270 1
LRTP Objectives:	1.3, 1.4, 1.8, 1.9 (Pages 6-6 through 6.10); Appendix H
District:	07
County:	Citrus
Project Description	SUNCOAST PARKWAY 2 - US 98 TO HERNANDO/CITRUS COUNTY LINE *SIS*
Type of Work:	NEW ROAD CONSTRUCTION
Extra Description:	NA
Project Length:	1.451

Table 112: Five-Year TIP 2020-2024 Project Item Number 405270 1 Funding Table, by Fund and Phase, Hernando/Citrus MPO

Fund	<2020	2020	2021	2022	2023	2024	>2024	All Years
Planning / Managed by FDOT								
PKYI - Turnpike Improvement	958	0	0	0	0	0	0	958
P D & E / Managed by FDOT								
PKYI - Turnpike Improvement	3,189,295	0	0	0	0	0	0	3,189,295
Preliminary Engineering / Managed by FDOT								
DI -ST. – S / W Inter / Intrastate Hwy	19,400,000	0	0	0	0	0	0	19,400,000

Fund	<2020	2020	2021	2022	2023	2024	>2024	All Years
PKYI -Turnpike Improvement	12,700,684	0	0	0	0	0	0	12,700,684
PKYR -Turnpike Renewal & Replacement	4,145	0	0	0	0	0	0	4,145
Right of Way / Managed by FDOT								
DI -ST. – S / W Inter / Intrastate Hwy	650,597	0	0	0	0	0	0	650,597
PKYI - Turnpike Improvement	20,541,808	1,084,000	0	0	0	0	0	21,625,808
Railroad & Utilities / Managed by FDOT								
PKYI - Turnpike Improvement	40,209	0	0	0	0	0	0	40,209
Construction / Managed by FDOT								
DDR - District Dedicated Revenue	761	0	0	0	0	0	0	761
PKBD - Turnpike Master Bond Fund	29,217,812	0	0	0	0	0	0	29,217,812
PKYI - Turnpike Improvement	3,399,241	0	0	0	0	0	0	3,399,241
Environmental / Managed by FDOT								
PKYI - Turnpike Improvement	706,489	690,000	0	0	0	0	0	1,396,489
Item 405270 1 Totals:	89,851,999	1,774,000	0	0	0	0	0	91,625,999
Project Total:	89,851,999	1,774,000	0	0	0	0	0	91,625,999

Five-Year TIP 2020-2024 Project Listings: Transportation Planning

Project Item Number: 438747 5

Table 113: Five-Year TIP 2020-2024 Descriptive Information for Project Item Number 438747 5 Hernando/Citrus MPO

Descriptor	Descriptor Information
Project Item Number:	438747 5
LRTP Objectives:	1.1, 1.8, 2.1, 3.1, 3.2 (Pages 6-6 through 6-9)
District:	07
County:	Citrus
Project Description	CITRUS PLANNING MODEL STUDIES *NON-SIS*
Type of Work:	PLANNING MODELS/DATA UPDATE
Extra Description:	CONDUCT SURVEYS TO UPDATE PLANNING MODELS/DATA
Project Length:	.000

Table 114: Five-Year TIP 2020-2024 Project Item Number 438747 5 Funding Table, by Fund and Phase, Hernando/Citrus MPO

Fund	<2020	2020	2021	2022	2023	2024	>2024	All Years
Planning / Managed by FDOT								
D - Unrestricted State Primary	37,500	12,500	12,500	12,500	12,500	12,500	0	100,000
SN - STP, Mandatory Non-Urban ≤ 5K	37,500	12,500	12,500	12,500	12,500	12,500	0	100,000
Item 438747 5 Totals:	75,000	25,000	25,000	25,000	25,000	25,000	0	200,000
Project Total:	75,000	25,000	25,000	25,000	25,000	25,000	0	200,000

Project Item Number: 438747 4

Table 115: Five-Year TIP 2020-2024 Descriptive Information for Project Item Number 438747 4, Hernando/Citrus MPO

Descriptor	Descriptor Information
Project Item Number:	438747 4
LRTP Objectives:	1.1, 1.8, 2.1, 3.1, 3.2 (Pages 6-6 through 6-9)
District:	07
County:	Hernando
Project Description	HERNANDO PLANNING MODEL STUDIES *NON-SIS*
Type of Work:	PLANNING MODELS/DATA UPDATE
Extra Description:	CONDUCT SURVEYS TO UPDATE PLANNING MODELS/DATA
Project Length:	.000

Table 116: Five-Year TIP 2020-2024 Project Item Number 438747 4 Funding Table, by Fund and Phase, Hernando/Citrus MPO

Fund	<2020	2020	2021	2022	2023	2024	>2024	All Years
Planning / Managed by FDOT								
ACSL - Advance Construction (SL)	2,000	0	0	0	0	0	0	2,000
D - Unrestricted State Primary	37,500	12,500	12,500	12,500	12,500	12,500	0	100,000
SL - STP, Areas ≤ 200K	35,500	12,500	12,500	12,500	12,500	12,500	0	98,000
Item 438747 4 Totals:	75,000	25,000	25,000	25,000	25,000	25,000	0	200,000
Project Total:	75,000	25,000	25,000	25,000	25,000	25,000	0	200,000

Project Item Number: 439335 2

Table 117: Five-Year TIP 2020-2024 Descriptive Information for Project Item Number 439335 2, Hernando/Citrus MPO

Descriptor	Descriptor Information
Project Item Number:	439335 2
LRTP Objectives:	1.1, 1.8, 2.1, 3.1, 3.2 (Pages 6-6 through 6-9)
District:	07
County:	Hernando
Project Description	HERNANDO/CITRUS FY 2018/2019-2019/2020 UPWP *NON-SIS*
Type of Work:	TRANSPORTATION PLANNING
Extra Description:	NA
Project Length:	.000

Table 118: Five-Year TIP 2020-2024 Project Item Number 439335 2 Funding Table, by Fund and Phase, Hernando/Citrus MPO

Fund	<2020	2020	2021	2022	2023	2024	>2024	All Years
Planning / Responsible Agency Not Available								
PL - METRO PLAN (85% FA; 15% OTHER)	896,637	\$ 507,012	0	0	0	0	0	\$ 507,012
Item 439335 2 Totals:	896,637	\$1,403,649	0	0	0	0	0	\$1,403,649

*See Appendix D Modifications to reflect PL fund true up 8 20 19

Project Item Number: 439335 3

Table 119: Five-Year TIP 2020-2024 Descriptive Information for Project Item Number 439335 3, Hernando/Citrus MPO

Descriptor	Descriptor Information
Project Item Number:	439335 3
LRTP Objectives:	1.1, 1.8, 2.1, 3.1, 3.2 (Pages 6-6 through 6-9)
District:	07
County:	Hernando
Project Description	HERNANDO/CITRUS FY 2020/2021-2021/2022 UPWP *NON-SIS*
Type of Work:	TRANSPORTATION PLANNING
Extra Description:	NA
Project Length:	.000

Table 120: Five-Year TIP 2020-2024 Project Item Number 439335 3 Funding Table, by Fund and Phase, Hernando/Citrus MPO

Fund	<2020	2020	2021	2022	2023	2024	>2024	All Years
Planning / Responsible Agency Not Available								
PL - Metro Plan (85% FA; 15% OTHER)	0	0	507,012	507,012	0	0	0	1,014,024
Item 439335 3 Totals:	0	0	507,012	507,012	0	0	0	1,014,024

Project Item Number: 439335 4

Table 121: Five-Year TIP 2020-2024 Descriptive Information for Project Item Number 439335 4, Hernando/Citrus MPO

Descriptor	Descriptor Information
Project Item Number:	439335 4
LRTP Objectives:	1.1, 1.8, 2.1, 3.1, 3.2 (Pages 6-6 through 6-9)
District:	07
County:	Hernando
Project Description	HERNANDO/CITRUS FY 2022/2023-2023/2024 UPWP *NON-SIS*
Type of Work:	TRANSPORTATION PLANNING
Extra Description:	NA
Project Length:	.000

Table 122: Five-Year TIP 2020-2024 Project Item Number 439335 4 Funding Table, by Fund and Phase, Hernando/Citrus MPO

Fund	<2020	2020	2021	2022	2023	2024	>2024	All Years
Planning / Responsible Agency Not Available								
PL - METRO PLAN (85% FA; 15% OTHER)	0	0	0	0	507,012	0	0	507,012
Item 439335 4 Totals:	0	0	0	0	507,012	0	0	507,012
Project Total:	896,637	507,012	507,012	507,012	507,012	0	0	2,924,685

Five-Year TIP 2020-2024 Project Listings: Maintenance

Project Item Number: 259756 1

Table 123: Five-Year TIP 2020-2024 Descriptive Information for Project Item Number 259756 1, Hernando/Citrus MPO

Descriptor	Descriptor Information
Project Item Number:	259756 1
LRTP Objectives:	2.1, 3.1, 4.2 (Pages 6-8 through 6-11)
District:	07
County:	Citrus
Project Description	CITRUS CO (02) *NON-SIS*
Type of Work:	ROUTINE MAINTENANCE
Extra Description:	none
Project Length:	.000

Table 124: Five-Year TIP 2020-2024 Descriptive Information for Project Item Number 259756 1, Hernando/Citrus MPO

Fund	<2020	2020	2021	2022	2023	2024	>2024	All Years
Brdg / Rdwy / Contract Maint / Managed by FDOT								
D - Unrestricted State Primary	3,565,332	70,000	70,000	70,000	70,000	70,000	0	3,915,332
Item 259756 1 Totals:	3,565,332	70,000	70,000	70,000	70,000	70,000	0	3,915,332
Project Total:	3,565,332	70,000	70,000	70,000	70,000	70,000	0	3,915,332

Project Item Number: 405298 1

Table 125: Five-Year TIP 2020-2024 Descriptive Information for Project Item Number 405298 1, Hernando/Citrus MPO

Descriptor	Descriptor Information
Project Item Number:	405298 1
LRTP Objectives:	2.1, 3.1, 4.2 (Pages 6-8 through 6-11)
District:	07
County:	Citrus
Project Description	CITRUS CO (02) ASSET MANAGEMENT CONTRACT *NON-SIS*
Type of Work:	ROUTINE MAINTENANCE
Extra Description:	NA
Project Length:	.000

Table 126: Five-Year TIP 2020-2024 Project Item Number 405298 1 Funding Table, by Fund and Phase, Hernando/Citrus MPO

Fund	<2020	2020	2021	2022	2023	2024	>2024	All Years
Brdg / Rdwy / Contract Maint / Managed by FDOT								
D - Unrestricted State Primary	13,550,880	1,040,000	1,120,000	1,120,000	1,120,000	1,120,000	0	19,070,880
Item 405298 1 Totals:	13,550,880	1,040,000	1,120,000	1,120,000	1,120,000	1,120,000	0	19,070,880
Project Total:	13,550,880	1,040,000	1,120,000	1,120,000	1,120,000	1,120,000	0	19,070,880

Project Item Number: 400490 1

Table 127: Five-Year TIP 2020-2024 Descriptive Information for Project Item Number 400490 1, Hernando/Citrus MPO

Descriptor	Descriptor Information
Project Item Number:	400490 1
LRTP Objectives:	2.1, 3.1, 4.2 (Pages 6-8 through 6-11)
District:	07
County:	Hernando
Project Description	HERNANDO CO (08) *NON-SIS*
Type of Work:	ROUTINE MAINTENANCE
Extra Description:	NA
Project Length:	.000

Table 128: Five-Year TIP 2020-2024 Project Item Number 400490 1 Funding Table, by Fund and Phase, Hernando/Citrus MPO

Fund	<2020	2020	2021	2022	2023	2024	>2024	All Years
Brdg / Rdwy / Contract Maint / Managed by FDOT								
D - Unrestricted State Primary	32,772,900	2,000,000	2,000,000	2,000,000	2,000,000	2,000,000	0	42,772,900
Item 400490 1 Totals:	32,772,900	2,000,000	2,000,000	2,000,000	2,000,000	2,000,000	0	42,772,900
Project Total:	32,772,900	2,000,000	2,000,000	2,000,000	2,000,000	2,000,000	0	42,772,900

Project Item Number: 401185 1

Table 129: Five-Year TIP 2020-2024 Descriptive Information for Project Item Number 401185 1, Hernando/Citrus MPO

Descriptor	Descriptor Information
Project Item Number:	401185 1
LRTP Objectives:	2.1, 3.1, 4.2 (Pages 6-8 through 6-11)
District:	07
County:	Hernando
Project Description	HERNANDO CO (08) *SIS*
Type of Work:	ROUTINE MAINTENANCE
Extra Description:	NA
Project Length:	.000

Table 130: Five-Year TIP 2020-2024 Project Item Number 401185 1 Funding Table, by Fund and Phase, Hernando/Citrus MPO

Fund	<2020	2020	2021	2022	2023	2024	>2024	All Years
Brdg / Rdwy / Contract Maint / Managed by FDOT								
D - Unrestricted State Primary	141,794	15,000	15,000	15,000	15,000	15,000	0	216,794
Item 401185 1 Totals:	141,794	15,000	15,000	15,000	15,000	15,000	0	216,794
Project Total:	141,794	15,000	15,000	15,000	15,000	15,000	0	216,794

Five-Year TIP 2020-2024 Project Listings: FLP Aviation

Project Item Number: 432997 1

Table 131: Five-Year TIP 2020-2024 Descriptive Information for Project Item Number 432997 1, Hernando/Citrus MPO

Descriptor	Descriptor Information
Project Item Number:	432997 1
L RTP Objectives:	4.1 (Page 6-11)
District:	07
County:	Citrus
Project Description	INVERNESS AIRPORT - CONSTRUCT ACCESS AND UTILITIES TO HANGARS *NON-SIS*
Type of Work:	AVIATION PRESERVATION PROJECT
Extra Description:	NA
Project Length:	.000

Table 132: Five-Year TIP 2020-2024 Project Item Number 432997 1 Funding Table, by Fund and Phase, Hernando/Citrus MPO

Fund	<2020	2020	2021	2022	2023	2024	>2024	All Years
Capital / Responsible Agency Not Available								
DPTO - STATE - PTO	0	0	0	0	136,000	0	0	136,000
LF - Local Funds	0	0	0	0	34,000	0	0	34,000
Item 432997 1 Totals:	0	0	0	0	170,000	0	0	170,000
Project Total:	0	0	0	0	170,000	0	0	170,000

Project Item Number: 436828 1

Table 133: Five-Year TIP 2020-2024 Descriptive Information for Project Item Number 436828 1, Hernando/Citrus MPO

Descriptor	Descriptor Information
Project Item Number:	436828 1
LRTP Objectives:	4.1 (Page 6-11)
District:	07
County:	Citrus
Project Description	INVERNESS AIRPORT - CONSTRUCT TAXIWAY TO T HANGERS (PHASE 1 OF 2) *NON-SIS*
Type of Work:	AVIATION CAPACITY PROJECT
Extra Description:	DESIGN AND CONSTRUCT
Project Length:	.000

Table 134: Five-Year TIP 2020-2024 Project Item Number 436828 1 Funding Table, by Fund and Phase, Hernando/Citrus MPO

Fund	<2020	2020	2021	2022	2023	2024	>2024	All Years
Capital / Responsible Agency Not Available								
DPTO -STATE - PTO	0	55,000	0	0	0	0	0	55,000
FAA - Federal Aviation Administration	0	990,000	0	0	0	0	0	990,000
LF - Local Funds	0	21,326	0	0	0	0	0	21,326
Item 436828 1 Totals:	0	1,066,326	0	0	0	0	0	1,066,326
Project Total:	0	1,066,326	0	0	0	0	0	1,066,326

Project Item Number: 436829 1

Table 135: Five-Year TIP 2020-2024 Descriptive Information for Project Item Number 436829 1, Hernando/Citrus MPO

Descriptor	Descriptor Information
Project Item Number:	436829 1
LRTP Objectives:	4.1 (Page 6-11)
District:	07
County:	Citrus
Project Description	INVERNESS AIRPORT - MAINTENANCE AND REMARKING OF RUNWAY/TAXIWAY *NON-SIS*
Type of Work:	AVIATION PRESERVATION PROJECT
Extra Description:	NA
Project Length:	.000

Table 136: Five-Year TIP 2020-2024 Project Item Number 436829 1 Funding Table, by Fund and Phase, Hernando/Citrus MPO

Fund	<2020	2020	2021	2022	2023	2024	>2024	All Years
Capital / Responsible Agency Not Available								
DPTO - STATE - PTO	0	165,000	0	0	0	0	0	165,000
LF - Local Funds	0	41,250	0	0	0	0	0	41,250
Item 436829 1 Totals:	0	206,250	0	0	0	0	0	206,250
Project Total:	0	206,250	0	0	0	0	0	206,250

Project Item Number: 436830 1

Table 137: Five-Year TIP 2020-2024 Descriptive Information for Project Item Number 436830 1, Hernando/Citrus MPO

Descriptor	Descriptor Information
Project Item Number:	436830 1
LRTP Objectives:	4.1 (Page 6-11)
District:	07
County:	Citrus
Project Description	INVERNESS AIRPORT - DESIGN AND CONSTRUCT VEHICLE PARKING FOR T-HANGERS *NON-SIS*
Type of Work:	AVIATION REVENUE/OPERATIONAL
Extra Description:	NA
Project Length:	.000

Table 138: Five-Year TIP 2020-2024 Project Item Number 436830 1 Funding Table, by Fund and Phase, Hernando/Citrus MPO

Fund	<2020	2020	2021	2022	2023	2024	>2024	All Years
Capital / Responsible Agency Not Available								
DPTO - STATE - PTO	0	124,800	0	0	0	0	0	124,800
LF - Local Funds	0	31,200	0	0	0	0	0	31,200
Item 436830 1 Totals:	0	156,000	0	0	0	0	0	156,000
Project Total:	0	156,000	0	0	0	0	0	156,000

Project Item Number: 438511 1

Table 139: Five-Year TIP 2020-2024 Descriptive Information for Project Item Number 438511 1, Hernando/Citrus MPO

Descriptor	Descriptor Information
Project Item Number:	438511 1
LRTP Objectives:	4.1 (Page 6-11)
District:	07
County:	Citrus
Project Description	INVERNESS AIRPORT - REHABILITATE AIRFIELD SECURITY FENCING AND GATES *NON-SIS*
Type of Work:	AVIATION SECURITY PROJECT
Extra Description:	NA
Project Length:	.000

Table 140: Five-Year TIP 2020-2024 Project Item Number 438511 1 Funding Table, by Fund and Phase, Hernando/Citrus MPO

Fund	<2020	2020	2021	2022	2023	2024	>2024	All Years
Capital / Responsible Agency Not Available								
DPTO - STATE - PTO	0	0	409,600	0	0	0	0	409,600
LF - Local Funds	0	0	102,400	0	0	0	0	102,400
Item 438511 1 Totals:	0	0	512,000	0	0	0	0	512,000
Project Total:	0	0	512,000	0	0	0	0	512,000

Project Item Number: 440559 1

Table 141: Five-Year TIP 2020-2024 Descriptive Information for Project Item Number 440559 1, Hernando/Citrus MPO

Descriptor	Descriptor Information
Project Item Number:	440559 1
LRTP Objectives:	4.1 (Page 6-11)
District:	07
County:	Citrus
Project Description	INVERNESS AIRPORT - TAXILANES FOR T-HANGARS *NON-SIS*
Type of Work:	AVIATION REVENUE/OPERATIONAL
Extra Description:	DESIGN AND CONSTRUCT
Project Length:	.000

Table 142: Five-Year TIP 2020-2024 Project Item Number 440559 1 Funding Table, by Fund and Phase, Hernando/Citrus MPO

Fund	<2020	2020	2021	2022	2023	2024	>2024	All Years
Capital / Responsible Agency Not Available								
DPTO - STATE - PTO	0	0	0	84,880	0	0	0	84,880
FAA - Federal Aviation Administration	0	0	0	954,900	0	0	0	954,900
LF - Local Funds	0	0	0	21,220	0	0	0	21,220
Item 440559 1 Totals:	0	0	0	1,061,000	0	0	0	1,061,000
Project Total:	0	0	0	1,061,000	0	0	0	1,061,000

Project Item Number: 444482 1

Table 143: Five-Year TIP 2020-2024 Descriptive Information for Project Item Number 444482 1, Hernando/Citrus MPO

Descriptor	Descriptor Information
Project Item Number:	444482 1
LRTP Objectives:	4.1 (Page 6-11)
District:	07
County:	Citrus
Project Description	CRYSTAL RIVER - CAPTAIN TOM DAVIS FIELD - RUNWAY 9-27 EXTENSION *NON-SIS*
Type of Work:	AVIATION PRESERVATION PROJECT
Extra Description:	CONSTRUCT 645 FT EXTENSION ON EAST END OF RUNWAY
Project Length:	.000

Table 144: Five-Year TIP 2020-2024 Project Item Number 444482 1 Funding Table, by Fund and Phase, Hernando/Citrus MPO

Fund	<2020	2020	2021	2022	2023	2024	>2024	All Years
Capital / Responsible Agency Not Available								
DPTO - STATE - PTO	0	0	0	0	0	323,354	0	323,354
LF - Local Funds	0	0	0	0	0	80,840	0	80,840
Item 444482 1 Totals:	0	0	0	0	0	404,194	0	404,194
Project Total:	0	0	0	0	0	404,194	0	404,194

Project Item Number: 444483 1

Table 145: Five-Year TIP 2020-2024 Descriptive Information for Project Item Number 444483 1, Hernando/Citrus MPO

Descriptor	Descriptor Information
Project Item Number:	444483 1
LRTP Objectives:	4.1 (Page 6-11)
District:	07
County:	Citrus
Project Description	CRYSTAL RIVER - CAPTAIN TOM DAVIS FIELD - REPLACE AIRPORT BEACON *NON-SIS*
Type of Work:	AVIATION SAFETY PROJECT
Extra Description:	NA
Project Length:	.000

Table 146: Five-Year TIP 2020-2024 Project Item Number 444483 1 Funding Table, by Fund and Phase, Hernando/Citrus MPO

Fund	<2020	2020	2021	2022	2023	2024	>2024	All Years
Capital / Responsible Agency Not Available								
DPTO - STATE - PTO	0	8,160	0	0	0	0	0	8,160
FAA - Federal Aviation Administration	0	91,800	0	0	0	0	0	91,800
LF - Local Funds	0	2,040	0	0	0	0	0	2,040
Item 444483 1 Totals:	0	102,000	0	0	0	0	0	102,000
Project Total:	0	102,000	0	0	0	0	0	102,000

Project Item Number: 438513 1

Table 147: Five-Year TIP 2020-2024 Descriptive Information for Project Item Number 438513 1, Hernando/Citrus MPO

Descriptor	Descriptor Information
Project Item Number:	438513 1
LRTP Objectives:	4.1 (Page 6-11)
District:	07
County:	Hernando
Project Description	BROOKSVILLE-TAMPA BAY REGIONAL AIRPORT - WESTSIDE INFRASTRUCTURE *NON-SIS*
Type of Work:	AVIATION PRESERVATION PROJECT
Extra Description:	IMPROVEMENTS
Project Length:	.000

Table 148: Five-Year TIP 2020-2024 Project Item Number 438513 1 Funding Table, by Fund and Phase, Hernando/Citrus MPO

Fund	<2020	2020	2021	2022	2023	2024	>2024	All Years
Capital / Responsible Agency Not Available								
DPTO - STATE - PTO	0	0	600,000	0	0	0	0	600,000
LF - Local Funds	0	0	150,000	0	0	0	0	150,000
Item 438513 1 Totals:	0	0	750,000	0	0	0	0	750,000
Project Total:	0	0	750,000	0	0	0	0	750,000

Project Item Number: 438514 1

Table 149: Five-Year TIP 2020-2024 Descriptive Information for Project Item Number 438514 1, Hernando/Citrus MPO

Descriptor	Descriptor Information
Project Item Number:	438514 1
LRTP Objectives:	4.1 (Page 6-11)
District:	07
County:	Hernando
Project Description	BROOKSVILLE-TAMPA BAY REGIONAL AIRPORT - WILDLIFE HAZARD REMEDIATION *NON-SIS*
Type of Work:	AVIATION PRESERVATION PROJECT
Extra Description:	none
Project Length:	.000

Table 150: Five-Year TIP 2020-2024 Project Item Number 438514 1 Funding Table, by Fund and Phase, Hernando/Citrus MPO

Fund	<2020	2020	2021	2022	2023	2024	>2024	All Years
Capital / Responsible Agency Not Available								
DPTO - STATE - PTO	0	0	43,200	0	0	0	0	43,200
FAA - Federal Aviation Admin	0	0	486,000	0	0	0	0	486,000
LF - Local Funds	0	0	10,800	0	0	0	0	10,800
Item 438514 1 Totals:	0	0	540,000	0	0	0	0	540,000
Project Total:	0	0	540,000	0	0	0	0	540,000

Project Item Number: 444468 1

Table 151: Five-Year TIP 2020-2024 Descriptive Information for Project Item Number 444468 1, Hernando/Citrus MPO

Descriptor	Descriptor Information
Project Item Number:	444468 1
LRTP Objectives:	4.1 (Page 6-11)
District:	07
County:	Hernando
Project Description	BROOKSVILLE - TAMPA BAY REGIONAL AIRPORT - RUNWAY 9-27 RECONSTRUCTION *NON-SIS*
Type of Work:	AVIATION PRESERVATION PROJECT
Extra Description:	NA
Project Length:	.000

Table 152: Five-Year TIP 2020-2024 Project Item Number 444468 1 Funding Table, by Fund and Phase, Hernando/Citrus MPO

Fund	<2020	2020	2021	2022	2023	2024	>2024	All Years
Capital / Responsible Agency Not Available								
DPTO - STATE - PTO	0	0	0	617,500	0	0	0	617,500
FAA - Federal Aviation Admin	0	0	0	11,265,000	0	0	0	11,265,000
LF - Local Funds	0	0	0	617,500	0	0	0	617,500
Item 444468 1 Totals:	0	0	0	12,500,000	0	0	0	12,500,000
Project Total:	0	0	0	12,500,000	0	0	0	12,500,000

Project Item Number: 444774 1

Table 153: Five-Year TIP 2020-2024 Descriptive Information for Project Item Number 444774 1, Hernando/Citrus MPO

Descriptor	Descriptor Information
Project Item Number:	444774 1
LRTP Objectives:	4.1 (Page 6-11)
District:	07
County:	Hernando
Project Description	BROOKSVILLE - TAMPA BAY REGIONAL AIRPROT EXTENSION OF TAXIWAY A *NON-SIS*
Type of Work:	AVIATION CAPACITY PROJECT
Extra Description:	NA
Project Length:	.000

Table 154: Five-Year TIP 2020-2024 Project Item Number 444774 1 Funding Table, by Fund and Phase, Hernando/Citrus MPO

Fund	<2020	2020	2021	2022	2023	2024	>2024	All Years
Capital / Responsible Agency Not Available								
DDR - District Dedicated Revenue	0	0	0	522,299	0	0	0	522,299
DPTO - STATE - PTO	0	0	0	477,701	0	0	0	477,701
LF - Local Funds	0	0	0	250,000	0	0	0	250,000
Item 444774 1 Totals:	0	0	0	1,250,000	0	0	0	1,250,000
Project Total:	0	0	0	1,250,000	0	0	0	1,250,000

Project Item Number: 444806 1

Table 155: Five-Year TIP 2020-2024 Descriptive Information for Project Item Number 444806 1, Hernando/Citrus MPO

Descriptor	Descriptor Information
Project Item Number:	444806 1
LRTP Objectives:	4.1 (Page 6-11)
District:	07
County:	Hernando
Project Description	BROOSKVILLE - TAMPA BAY REGIONAL AIRPORT - TAXIWAY A RECONSTRUCTION *NON-SIS*
Type of Work:	AVIATION PRESERVATION PROJECT
Extra Description:	NA
Project Length:	.000

Table 156: Five-Year TIP 2020-2024 Project Item Number 444806 1 Funding Table, by Fund and Phase, Hernando/Citrus MPO

Fund	<2020	2020	2021	2022	2023	2024	>2024	All Years
Capital / Responsible Agency not Available								
DPTO - STATE - PTO	0	577,473	0	0	0	0	0	577,473
FAA - Federal Aviation Administration	0	6,312,500	0	0	0	0	0	6,312,500
LF - Local Funds	0	126,250	0	0	0	0	0	126,250
Item 444806 1 Totals:	0	7,016,223	0	0	0	0	0	7,016,223
Project Total:	0	7,016,223	0	0	0	0	0	7,016,223

Five-Year TIP 2020-2024 Project Listings: FLP: TRANSIT

Project Item Number: 402628 1

Table 157: Five-Year TIP 2020-2024 Descriptive Information for Project Item Number 402628 1, Hernando/Citrus MPO

Descriptor	Descriptor Information
Project Item Number:	402628 1
LRTP Objectives:	3.1, 3.2, 3.6 (Page 6-9)
District:	07
County:	Citrus
Project Description	FTA SECTION 5311 OPERATING *NON-SIS*
Type of Work:	CAPITAL FOR FIXED ROUTE
Extra Description:	CITRUS COUNTY BOCC - FTA SECTION 5311 OPERATING
Project Length:	.000

Table 158: Five-Year TIP 2020-2024 Project Item Number 402628 1 Funding Table, by Fund and Phase, Hernando/Citrus MPO

Fund	<2020	2020	2021	2022	2023	2024	>2024	All Years
Operations / Managed by Citrus County Board of County Commissioners								
DDR - District Dedicated Revenue	31,314	0	0	0	0	0	0	31,314
DU - State Primary / Federal Reimbursement	4,660,550	178,393	99,785	107,509	108,000	124,034	0	5,278,271
LF - Local Funds	4,746,139	178,393	99,785	107,509	108,000	124,034	0	5,363,860
Item 402628 1 Totals:	9,438,003	356,786	199,570	215,018	216,000	248,068	0	10,673,445

Project Item Number: 402628 2

Table 159: Five-Year TIP 2020-2024 Descriptive Information for Project Item Number 402628 2, Hernando/Citrus MPO

Descriptor	Descriptor Information
Project Item Number:	402628 2
LRTP Objectives:	3.1, 3.2, 3.6 (Page 6-9)
District:	07
County:	Citrus
Project Description	FTA SECTION 5311 *NON-SIS*
Type of Work:	OPERATING/ADMIN. ASSISTANCE
Extra Description:	CITRUS COUNTY BOCC - FTA SECTION 5311
Project Length:	.000

Table 160: Five-Year TIP 2020-2024 Project Item Number 402628 2 Funding Table, by Fund and Phase, Hernando/Citrus MPO

Fund	<2020	2020	2021	2022	2023	2024	>2024	All Years
Operations / Managed by Citrus County Board of County Commissioners								
DU - State Primary / Federal Reimbursement	393,063	0	95,745	115,309	116,000	122,535	0	842,652
LF - Local Funds	393,063	0	95,745	115,309	116,000	122,535	0	842,652
Capital / Managed by Citrus County Board of County Commissioners								
DU - State Primary / Federal Reimbursement	3,640,457	0	0	0	0	0	0	3,640,457
LF - Local Funds	596,494	0	0	0	0	0	0	596,494
Item 402628 2 Totals:	5,023,077	0	191,490	230,618	232,000	245,070	0	5,922,255

Project Item Number: 402628 4

Table 161: Five-Year TIP 2020-2024 Descriptive Information for Project Item Number 402628 4, Hernando/Citrus MPO

Descriptor	Descriptor Information
Project Item Number:	402628 4
LRTP Objectives:	3.1, 3.2, 3.6 (Page 6-9)
District:	07
County:	Citrus
Project Description	CITRUS COUNTY BOCC - FTA SECTION 5307 *NON-SIS*
Type of Work:	OPERATING/ADMIN. ASSISTANCE
Extra Description:	SMALL URBANIZED AREA GOVERNOR'S APPORTIONMENT
Project Length:	.000

Table 162: Five-Year TIP 2020-2024 Project Item Number 402628 4 Funding Table, by Fund and Phase, Hernando/Citrus MPO

Fund	<2020	2020	2021	2022	2023	2024	>2024	All Years
Capital / Managed by Citrus County Transit								
FTA – Federal Transit Administration	3,445,165	900,000	900,000	900,000	0	0	0	6,145,165
LF - Local Funds	3,445,165	900,000	900,000	900,000	0	0	0	6,145,165
Item 402628 4 Totals:	6,890,330	1,800,000	1,800,000	1,800,000	0	0	0	12,290,330
Project Total:	21,351,410	2,156,786	2,191,060	2,245,636	448,000	493,138	0	28,886,030

Project Item Number: 438845 1

Table 163: Five-Year TIP 2020-2024 Descriptive Information for Project Item Number 438845 1, Hernando/Citrus MPO

Descriptor	Descriptor Information
Project Item Number:	438845 1
LRTP Objectives:	3.1, 3.2, 3.6 (Page 6-9)
District:	07
County:	Citrus
Project Description	CITRUS COUNTY BOCC - STATE TRANSIT BLOCK GRANT *NON-SIS*
Type of Work:	OPERATING/ADMIN. ASSISTANCE
Extra Description:	HOMOSSASSA SPRINGS
Project Length:	.000

Table 164: Five-Year TIP 2020-2024 Project Item Number 438845 1 Funding Table, by Fund and Phase, Hernando/Citrus MPO

Fund	<2020	2020	2021	2022	2023	2024	>2024	All Years
Operations / Managed by Citrus County Transit								
DDR - District Dedicated Revenue	8,884	279,417	0	308,059	0	0	0	596,360
DPTO - State - PTO	764,344	0	293,390	0	326,532	339,635	0	1,723,901
LF - Local Funds	773,228	279,417	293,390	308,059	326,532	339,635	0	2,320,261
Item 438845 1 Totals:	1,546,456	558,834	586,780	616,118	653,064	679,270	0	4,640,522
Project Total:	1,546,456	558,834	586,780	616,118	653,064	679,270	0	4,640,522

Project Item Number: 401982 1

Table 165: Five-Year TIP 2020-2024 Descriptive Information for Project Item Number 401982 1, Hernando/Citrus MPO

Descriptor	Descriptor Information
Project Item Number:	401982 1
LRTP Objectives:	3.1, 3.2, 3.6 (Page 6-9)
District:	07
County:	Hernando
Project Description	HERNANDO COUNTY SECTION 5311 *NON-SIS*
Type of Work:	OPERATING/ADMIN. ASSISTANCE
Extra Description:	FTA SECTION 5311
Project Length:	.000

Table 166: Five-Year TIP 2020-2024 Project Item Number 401982 1 Funding Table, by Fund and Phase, Hernando/Citrus MPO

Fund	<2020	2020	2021	2022	2023	2024	>2024	All Years
Operations / Managed by Hernando								
DU - State Primary / Federal Reimbursement	1,827,471	141,617	242,992	250,588	283,104	296,293	0	3,042,065
LF - Local Funds	1,856,922	141,617	242,992	250,588	283,104	296,293	0	3,071,516
Capital / Managed by Hernando								
LF - Local Funds	22,000	0	0	0	0	0	0	22,000
Item 401982 1 Totals:	3,706,393	283,234	485,984	501,176	566,208	592,586	0	6,135,581

Project Item Number: 401982 2

Table 167: Five-Year TIP 2020-2024 Descriptive Information for Project Item Number 401982 2, Hernando/Citrus MPO

Descriptor	Descriptor Information
Project Item Number:	401982 2
LRTP Objectives:	3.1, 3.2, 3.6 (Page 6-9)
District:	07
County:	Hernando
Project Description	HERNANDO COUNTY BOCC - FTA SECTION 5311 *NON-SIS*
Type of Work:	CAPITAL FOR FIXED ROUTE
Extra Description:	THE BUS
Project Length:	.000

Table 168: Five-Year TIP 2020-2024 Project Item Number 401982 2 Funding Table, by Fund and Phase, Hernando/Citrus MPO

Fund	<2020	2020	2021	2022	2023	2024	>2024	All Years
Operations / Managed by Hernando County MPO								
DU - State Primary / Federal Reimbursement	7,159	132,258	98,778	117,246	117,406	131,040	0	603,887
LF - Local Funds	7,159	132,258	98,778	117,246	117,406	131,040	0	603,887
Item 401982 2 Totals:	14,318	264,516	197,556	234,492	234,812	262,080	0	1,207,774
Project Total:	3,720,711	547,750	683,540	735,668	801,020	854,666	0	7,343,355

Project Item Number: 401983 1

Table 169: Five-Year TIP 2020-2024 Descriptive Information for Project Item Number 401983 1, Hernando/Citrus MPO

Descriptor	Descriptor Information
Project Item Number:	401983 1
LRTP Objectives:	3.1, 3.2, 3.6 (Page 6-9)
District:	07
County:	Hernando
Project Description	HERNANDO COUNTY MPO TRANSIT PLANNING FUNDS SECTION 5303 *NON-SIS*
Type of Work:	PTO STUDIES
Extra Description:	SECTION 5305 MPO TRANSPORTATION PLANNING
Project Length:	.000

Table 170: Five-Year TIP 2020-2024 Project Item Number 401983 1 Funding Table, by Fund and Phase, Hernando/Citrus MPO

Fund	<2020	2020	2021	2022	2023	2024	>2024	All Years
Planning / Managed by Hernando County MPO								
DDR - District Dedicated Revenue	69,633	9,159	9,587	9,875	0	0	0	98,254
DPTO - State - PTO	62,932	0	0	0	10,172	7,596	0	80,700
DS - State Primary Highways and PTO	5,176	0	0	0	0	0	0	5,176
DU - State Primary / Federal Reimbursement	1,104,698	73,275	76,701	79,004	81,374	60,769	0	1,475,821
LF - Local Funds	139,056	9,159	9,587	9,875	10,172	7,596	0	185,445
Item 401983 1 Totals:	1,381,495	91,593	95,875	98,754	101,718	75,961	0	1,845,396
Project Total:	1,381,495	91,593	95,875	98,754	101,718	75,961	0	1,845,396

Project Item Number: 408104 1

Table 171: Five-Year TIP 2020-2024 Descriptive Information for Project Item Number 408104 1, Hernando/Citrus MPO

Descriptor	Descriptor Information
Project Item Number:	408104 1
LRTP Objectives:	3.1, 3.2, 3.6 (Page 6-9)
District:	07
County:	Hernando
Project Description	HERNANDO COUNTY BLOCK GRANT *NON-SIS*
Type of Work:	OPERATING FOR FIXED ROUTE
Extra Description:	HERNANDO COUNTY BOCC - STATE TRANSIT BLOCK GRANT - THEBUS
Project Length:	.000

Table 172: Five-Year TIP 2020-2024 Project Item Number 408104 1 Funding Table, by Fund and Phase, Hernando/Citrus MPO

Fund	<2020	2020	2021	2022	2023	2024	>2024	All Years
Operations / Managed by Hernando County MPO								
DDR - District Dedicated Revenue	1,618,531	300,000	379,134	398,091	0	0	0	2,695,756
DPTO - State - PTO	1,713,929	61,077	0	0	415,402	438,895	0	2,629,303
DS - State Primary Highways and PTO	1,397,737	0	0	0	0	0	0	1,397,737
LF - Local Funds	4,697,094	361,077	379,134	398,091	415,402	438,895	0	6,689,693
Item 408104 1 Totals:	9,427,291	722,154	758,268	796,182	830,804	877,790	0	13,412,489
Project Total:	9,427,291	722,154	758,268	796,182	830,804	877,790	0	13,412,489

Project Item Number: 408715 1

Table 173: Five-Year TIP 2020-2024 Descriptive Information for Project Item Number 408715 1, Hernando/Citrus MPO

Descriptor	Descriptor Information
Project Item Number:	408715 1
LRTP Objectives:	3.1, 3.2, 3.6 (Page 6-9)
District:	07
County:	Hernando
Project Description	HERNANDO COUNTY BOCC - FTA SECTION 5307 *NON-SIS*
Type of Work:	TRANSIT IMPROVEMENT
Extra Description:	THE BUS - SMALL URBANIZED GOV. APPROPRIATION
Project Length:	.000

Table 174: Five-Year TIP 2020-2024 Project Item Number 408715 1 Funding Table, by Fund and Phase, Hernando/Citrus MPO

Fund	<2020	2020	2021	2022	2023	2024	>2024	All Years
Capital / Managed by Hernando								
FTA – Federal Transit Authority	6,648,621	900,000	900,000	900,000	900,000	0	0	10,248,621
Item 408715 1 Totals:	6,648,621	900,000	900,000	900,000	900,000	0	0	10,248,621
Project Total:	6,648,621	900,000	900,000	900,000	900,000	0	0	10,248,621

Five-Year TIP 2020-2024 Project Listings: Miscellaneous

Project Item Number: 435720 1

Table 175: Five-Year TIP 2020-2024 Descriptive Information for Project Item Number 435720 1, Hernando/Citrus MPO

Descriptor	Descriptor Information
Project Item Number:	435720 1
LRTP Objectives:	2.3, 3.4, 3.5 (Pages 6-8 through 6-9); Map 4-9 (Page 4-20); Appendix D-1
District:	07
County:	Hernando
Project Description	GOOD NEIGHBOR TRL CONNECTOR FM W OF SUNCOAST PKWY TO SR 50/CORTEZ BLVD *SIS*
Type of Work:	BIKE PATH/TRAIL
Extra Description:	12'-15' MULTI USE TRAIL - C2C
Project Length:	4.075

Table 176: Five-Year TIP 2020-2024 Project Item Number 435720 1 Funding Table, by Fund and Phase, Hernando/Citrus MPO

Fund	<2020	2020	2021	2022	2023	2024	>2024	All Years
Preliminary Engineering / Managed by FDOT								
DDR - District Dedicated Revenue	14,153	0	0	0	0	0	0	14,153
DIH - State In-House Product Support	88,763	0	0	0	0	0	0	88,763
DS - State Primary Highways and PTO	169,546	0	0	0	0	0	0	169,546
EB -Equity Bonus	1,009,491	0	0	0	0	0	0	1,009,491
PKYI - Turnpike Improvement	3,704	0	0	0	0	0	0	3,704
RED -Redistr OF FA (SEC 1102F)	48,983	0	0	0	0	0	0	48,983
TALL -Transportation Alts - < 200K	15,626	0	0	0	0	0	0	15,626
TALT - Transportation Alts – Any Area	658,199	0	0	0	0	0	0	658,199
TLWR -2015 SB2514A- Trail Network	475,358	0	0	0	0	0	0	475,358
Right of Way / Managed by FDOT								

Fund	<2020	2020	2021	2022	2023	2024	>2024	All Years
DIH - State In-House Product Support	120,000	0	0	0	0	0	0	120,000
DS - State Primary Highways and PTO	545,445	0	0	0	0	0	0	545,445
TLWR -2015 SB2514A-Trail Network	1,335,830	0	0	0	0	0	0	1,335,830
Construction / Managed by FDOT								
DIH - State In-House Product Support	0	68,657	0	0	0	0	0	68,657
DS - State Primary Highways and PTO	834	0	0	0	0	0	0	834
TLWR - 2015 SB2514A-Trail Network	0	5,217,455	0	0	0	0	0	5,217,455
Environmental / Managed by FDOT								
TALT - Transportation Alts- Any Area	0	37,058	0	0	0	0	0	37,058
Item 435720 1 Totals:	4,485,932	5,323,170	0	0	0	0	0	9,809,102
Project Total:	4,485,932	5,323,170	0	0	0	0	0	9,809,102

Project Item Number: 436711 1

Table 177: Five-Year TIP 2020-2024 Descriptive Information for Project Item Number 436711 1, Hernando/Citrus MPO

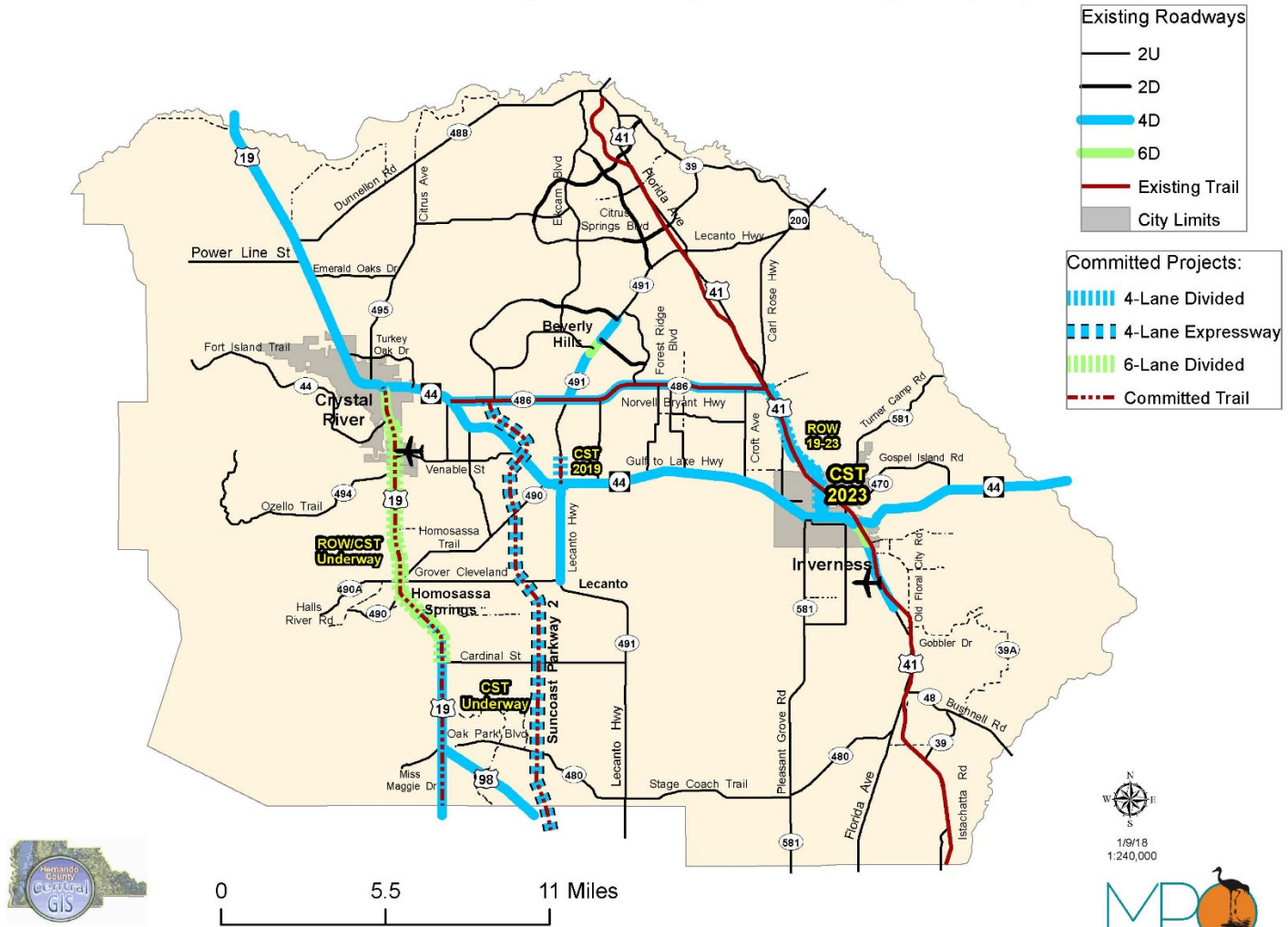
Descriptor	Descriptor Information
Project Item Number:	436711 1
LRTP Objectives:	2.3, 3.4, 3.5 (Pages 6-8 through 6-9); Appendix D-2
District:	07
County:	Hernando
Project Description	EXPLORER K8 SCHOOL VARIOUS LOCATIONS *NON-SIS*
Type of Work:	SIDEWALK
Extra Description:	DESIGN AND CONSTRUCT 5' SIDEWALKS
Project Length:	.000

Table 178: Five-Year TIP 2020-2024 Project Item Number 436711 1 Funding Table, by Fund and Phase, Hernando/Citrus MPO

Fund	<2020	2020	2021	2022	2023	2024	>2024	All Years
Preliminary Engineering / Managed by FDOT								
DS - State Primary Highways and PTO	3,322	0	0	0	0	0	0	3,322
SR2T - Safe Routes - Transfer	3,974	0	0	0	0	0	0	3,974
Preliminary Engineering / Managed by Hernando County Board of County Commissioners								
SR2T -Safe Routes - Transfer	105,300	0	0	0	0	0	0	105,300
Construction / Managed by Hernando County Board of County Commissioners								
TALL -Transportation Alts - < 200K	1,000	0	0	215,554	0	0	0	216,554
TALT - Transportation Alts – Any Area	0	0	0	664,212	0	0	0	664,212
Item 436711 1 Totals:	113,596	0	0	879,766	0	0	0	993,362
Project Total:	113,596	0	0	879,766	0	0	0	993,362
Grand Totals:	348,178,927	144,541,298	51,969,626	84,374,787	31,351,727	109,621,517	0	770,037,882

***CITRUS AND HERNANDO
COUNTY CAPITAL
IMPROVEMENT
PROGRAM***

*Draft Citrus County
FY 2020 - FY 2024: Transportation Improvement Program (TIP)*



0 5.5 11 Miles

Source: Hernando County Property Appraiser
GIS.CitrusStreetsBOCC

F:\WPDATA\CVC\TIP\2019 - 2023 - TIP\citrus_tip_05032019.mxd
F:\WPDATA\CVC\TIP\2019 - 2023 - TIP\citrus_tip_05032019.pdf



Citrus County Program Project Tables 2019 - 2024 Fiscal Years, Hernando / Citrus MPO

These tables were created on June 18, 2019.

Table 179: Capacity and Rehabilitation

No.	Name	Description	Phase	Fund	2019/20	2020/21	2021/22	2022/23	2023/24
1	CR 491 (N. Lecanto Hwy.)	4-lane divided urban with sidewalk and multiuse path	PE		\$225,000	\$175,000			
	From: Audubon Park Path To: Horace Allen St.		ROW	gas tax	\$12,000,000	\$500,000			
			CST	Grants		\$14,300,000			
CATEGORY EXPENDITURE					\$12,225,000	\$14,975,000		\$0	

Table 180: Surface Treatments

No.	Name	Description	Phase	Fund	2019/20	2020/21	2021/22	2022/23	2023/24
1	W. Citrus Springs Blvd.	resurface							
			PE	SCOP, gas tax					
	From: N. Santos Dr. To: US 41 (N. Florida Ave.)		ROW CST			\$1,836,931			
2	N. Deltona Blvd.	resurface							
			PE	SCOP, gas tax					
	From: W. Homeway Loop To: W. Citrus Springs Blvd.		ROW CST	gas tax		\$539,000			
3	CR 491 (S. Lecanto Hwy.)	resurface							
			PE	SCOP, gas tax					
	From: Grover Cleveland Blvd To: Ocala St.		ROW CST		\$2,121,483				

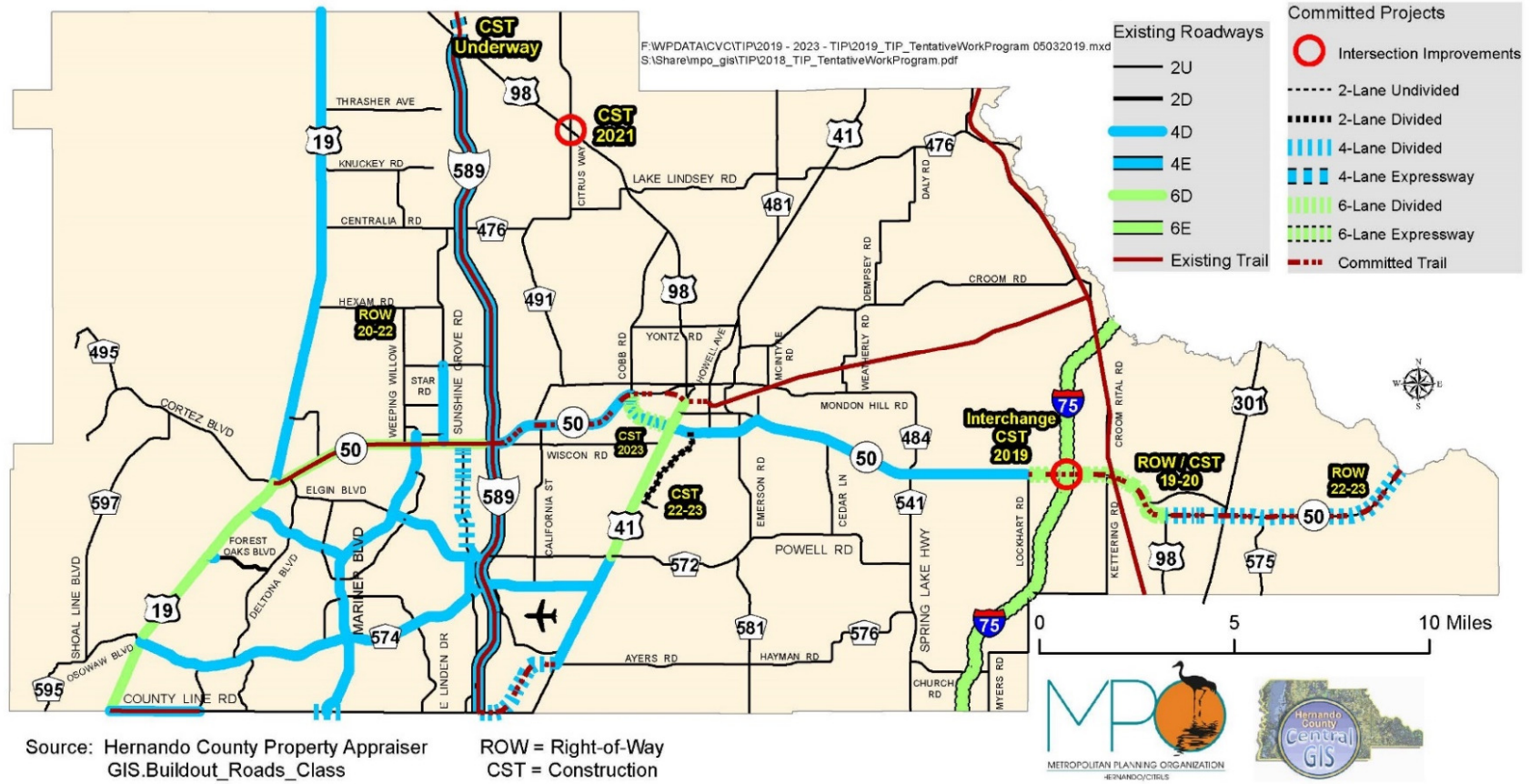
No.	Name	Description	Phase	Fund	2019/20	2020/21	2021/22	2022/23	2023/24
4	S. Canary Palm Terrace	resurface							
			PE	SCOP, gas tax					
	From: W. Green Acres St.		ROW						
	To: Oaklawn		CST			\$136,950			
5	E. Withlacoochee Trail (Ph 1)	resurface							
			PE	SCOP					
	From: Scott Ln		ROW	gas tax					
	To: SR 200		CST				\$397,125		
6	W. Yulee Drive	resurface							
			PE	SCOP, gas tax					
	From: W. Bradshaw St		ROW	gas tax					
	To: US 19		CST				\$389,750		
7	S. Great Oaks Drive	resurface							
			PE						
	From: E. Floral Park Dr		ROW	SCOP					
	To: E. Orange Ave		CST	gas tax			\$534,241		
8	E. Turner Camp Road	resurface							
			PE						
	From: E. Banks Ct.		ROW	SCOP					
	To: Matthew Meadows Ct		CST	gas tax		-	\$830,180		
9	E. Trails End Road	resurface							
			PE						
	From: E. Wymar Trail		ROW	SCOP					
	To: S. Withlapopka Dr		CST	gas tax		-	\$849,508		
10	E. Withlacoochee Trail (Phase II)	resurface							

No.	Name	Description	Phase	Fund	2019/20	2020/21	2021/22	2022/23	2023/24
11	From: W. of E. Tasha Ct To: Scott Lane		PE						
			ROW	SCOP					
			CST	gas tax			-	\$1,290,775	
	N. Dunkenfield Ave	resurface							
			PE						
	From: W. Venable St. to To: 250 LF N of Marion Way		ROW	SCOP					
		CST	gas tax				-	\$2,450,719	
CATEGORY EXPENDITURE					\$2,121,483	\$2,512,881	\$2,151,296	\$2,140,283	2,450,719

City of Crystal River

No.	Name	Description	Phase	Fund	2019/20	2020/21	2021/22	2022/23	2023/24
1	Three Sisters								
	Infrastructure Improvement	Infrastructure	PE						
	(bike path/trail, pier, restrooms)	Improvement	ROW						
			CST						
CATEGORY EXPENDITURE					\$0	\$0	\$0	\$0	

Hernando County FY 2020 - FY 2024: Transportation Improvement Program (TIP)



Hernando County Program Project Tables 2019 - 2024 Fiscal Years, Hernando / Citrus MPO

Table 181: Capacity

Project Name	Fund	Notes	FY20	FY21	FY22	FY23	FY24	FY 2020-24
			\$18,113,275	\$16,609,974	\$8,837,544	\$7,380,696	\$2,413,369	\$51,950,858
Capacity			\$3,223,000	\$7,863,500	\$1,597,500	\$1,750,000	\$1,750,000	\$14,684,000
Barclay Ave Multilaning	3334	R/W (Powell to N San An)	\$750,000					
		Design Update (Powell to N San An)	\$50,000					
		Construction (Powell to N San An)		\$6,600,000				
		Design (San Antonio to Lucky)			\$520,000			
		R/W (San Antonio to Lucky)				\$1,250,000	\$1,250,000	\$9,170,000
Coastal Way Int Imp	3331	Construction	\$649,000					\$649,000
Forest Oaks @ US19 Int Imp	3334	Construction (on-hold due to FDOT)	\$990,000					\$990,000
Mariner @ Landover S Int Imp	3334	Design	\$125,000					
	3334	Construction		\$495,000				\$620,000
Mariner W Frontage Rd (Evergreen Woods to Mariner)	3334	Design	\$129,000					
		Land Acquisition (5606101)		\$345,000				
		Construction (5606309)			\$577,500			\$1,051,500
SR50 Frontage Rd W of Mariner (Kadri to Evergreen)	3334	R/W	\$530,000					
03324-5909967		Construction		\$423,500				\$953,500
Star Rd Imp	3331	R/W			\$250,000	\$250,000	\$250,000	\$500,000

Project Name	Fund	Notes	FY20	FY21	FY22	FY23	FY24	FY 2020-24
Weeping Willow Rd Imp	3331	R/W			\$250,000	\$250,000	\$250,000	\$750,000
Surface Treatment			\$1,018,870	\$811,920	\$1,139,710	\$902,180	\$0	\$3,872,680
Arbor	1013	Design/Construction			\$187,620			\$187,620
Arlainie	1013	Design/Construction		\$378,420				\$378,420
Benes Roush	1013	Design/Construction				\$247,100		\$247,100
Chimney Rock	1013	Design/Construction				\$400,680		\$400,680
Dusky Warbler	1013	Design/Construction	\$591,480					\$591,480
Emerald	1013	Design/Construction			\$227,050			\$227,050
English Sparrow	1013	Design/Construction		\$286,200				\$286,200
Eskimo Curlew	1013	Design/Construction		\$147,300				\$147,300
Glenchester	1013	Design/Construction			\$470,640			\$470,640
Nodoc	1013	Design/Construction			\$254,400			\$254,400
Pomp Parkway	1013	Design/Construction	\$427,390					\$427,390
San Antonio	1013	Design/Construction				\$254,400		\$254,400

Table 182: MSBU

Project Name	Fund	Notes	FY20	FY21	FY22	FY23	FY24	FY 2020-24
MSBU			\$621,300	\$0	\$0	\$0	\$0	\$621,300
Hurricane Paving MSBU	1013	Design						
		Construction	\$315,850					\$315,850
Johnathan Paving MSBU	1013	Design						
		Construction	\$56,350					\$56,350
Michigan Paving MSBU	1013	Design						
		Construction	\$249,100					\$249,100
Phasant Area Paving MSBU	1013	Design						
		Construction	\$738,030					\$738,030

Table 183: Signal Systems/Sidewalks (non-grant)

Project Name	Fund	Notes	FY20	FY21	FY22	FY23	FY24	FY 2020-24
Signal Systems/Sidewalks (non-grant)			\$2,194,770	\$1,200,000	\$598,380	\$0	\$0	\$4,033,150
Cobblestone @ SH Int Imp	1017	Design	\$63,000					
03231-5909967		Construction		\$175,000				\$238,000
Fiber Optic-Spring Hill (Aerial to US41)	1015	Construction	\$320,000					\$320,000
Fiber Optic-Forest Oaks (US19 to Deltona)	1015	Construction	\$350,000					\$350,000
Fiber Optic-Northcliffe (Deltona-Explorer)	1015	Design	\$152,000					
03221-5909967		Construction		\$823,000				\$975,000
Fiber Optic-Spring Hill Dr (Mariner-Coronado)	1015	Design	\$31,000					
03221-5909967		Construction		\$107,000				\$138,000
Fiber Optic-SR50(Wiscon-Cobb)	1015	Design			\$129,980			
		1015 Construction			\$468,400			\$598,380
Howell Ave@US41 Int Imp	1017	Construction (schedule w/LAP project)	\$75,000					\$75,000
Mariner @ Elgin Signage/Markings Upgrade	1017	Construction	\$80,000					\$80,000
Mariner Blvd Sidewalk ADA	1022	Construction	\$272,800					\$272,800
School Zone Upgrade-Brksv Elem/Hernando Hgh	1017	Design						
		Construction	\$60,000					\$60,000
School Zone Upgrade-Challenger K8	1017	Design						
		Construction	\$85,000					\$85,000

Hernando/Citrus MPO

Project Name	Fund	Notes	FY20	FY21	FY22	FY23	FY24	FY 2020-24
School Zone Upgrade- Chocachatti/Nature Coast	1017	Design						
		Construction	\$50,000					\$50,000
School Zone Upgrade- Explorer K8	1017	Design						
		Construction	\$119,000					\$119,000
School Zone Upgrade-Fox Chapel Middle	1017	Design						
		Construction	\$50,000					\$50,000
School Zone Upgrade-JD Floyd	1017	Design	\$8,000					
03221-5909967		Construction		\$45,000				\$53,000
School Zone Upgrade-Pine Grv/W Hrnd/Cntrl	1017	Design						
		Construction	\$80,000					\$80,000
School Zone Upgrade- Spring Hill Elem	1017	Design						
		Construction	\$119,000					\$119,000
School Zone Upgrade- Springstead High	1017	Construction	\$62,000					\$62,000
School Zone Upgrade- Suncoast Elem	1017	Construction	\$58,000					\$58,000
Seven Hills Sidewalk ADA Improvement	1017	Construction	\$59,970					\$59,970
Traffic Signal Timing - Elgin (Barclay to Mariner)	1015	Construction						\$40,000
Traffic Signal Timing - Mariner (Nrthclf to Cty Line)	1015	Construction	\$100,000					\$100,000
Traffic Signal Timing - Spring Hill Dr (Waterfall- US19)	1015	Construction		\$50,000				\$50,000

Table 184: Pavement Mgmt Collector

Project Name	Fund	Notes	FY20	FY21	FY22	FY23	FY24	FY 2020-24
Pavement Mgmt-Collector			\$5,504,700	\$2,200,000	\$2,667,500	\$2,304,500	\$0	\$12,732,700
California Rd	1022	Design/Construction	\$1,254,000					\$1,254,000
Cobb Rd	1022	Design/Construction			\$1,985,500			\$1,985,500
Corporate Blvd	1022	Construction	\$220,000					\$220,000
Croom Rd (Broad-Jacobson)	1022	Design/Construction	\$808,500					\$808,500
Croom Rd (Jacobson-Withrow)	1022	Design/Construction				\$918,500		\$918,500
Culbreath Rd (Powell to Pasco)	1022	Design	\$500,000					
03241-5909967		Construction		\$2,200,000				\$2,700,000
Dr MLK Blvd	1022	Design/Construction	\$275,000					\$275,000
Lake Lindsey Resurface Phase 4	1022	Design			\$154,000			
	1022	Construction				\$1,386,000		\$1,540,000
Shoal Line Phase I (Calienta to WW Bridge)	1022	Design						
		Construction	\$505,000					\$507,000
Shoal Line Phase II (WW Bridge to Cortez)	1022	Design						
		Construction	\$1,053,000					\$1,056,000
Snow Hill Rd	1022	Construction	\$330,000					\$330,000
Thrasher Ave (Mellon to Pomp)	1022	Design	\$51,000					
03241-5909967		Construction			\$528,000			\$579,000
Thrasher Ave (US19-Mellon)	1022	Design						
		Construction	\$508,200					\$559,200

Table 185: Pavement Mgmt-Residential

Project Name	Fund	Notes	Fund	Notes	FY20	FY21	FY22	FY23
Pavement Mgmt-Residential			\$902,000	\$701,600	\$833,800	\$1,529,000	\$0	\$3,966,400
Cassandra Way	1022	Design/Construction			\$73,700			\$73,700
Cimarron Way	1022	Design/Construction			\$31,900			\$31,900
Clayton Rd	1022	Design/Construction		\$105,600				\$105,600
Endsley Rd	1022	Design/Construction			\$577,500			\$577,500
Garden Grove	1022	Design/Construction				\$451,000		\$451,000
Green Hammock Sub	1022	Construction	\$110,000					\$110,000
Hope Hill Rd	1022	Design/Construction		\$220,000				\$220,000
Jones Rd	1022	Construction	\$121,000					\$121,000
Lambeth Rd	1022	Design/Construction		\$90,000				\$90,000
Old Trilby Rd	1022	Design/Construction		\$187,000				\$187,000
Olympia Rd	1022	Construction	\$242,000					\$242,000
Pocahontas Dr	1022	Design/Construction			\$29,700			\$29,700
Ranchette Rd	1022	Design/Construction			\$121,000			\$121,000
Redfox Ln	1022	Design/Construction		\$99,000				\$99,000
Skyview Circle	1022	Construction	\$429,000					\$429,000
Spring Hill Area 4B	1022	Design/Construction				\$1,078,000		\$1,078,000

Table 186: Grants

Project Name	Fund	Notes	FY20	FY21	FY22	FY23	FY24	FY 2020-24
Grants			\$2,929,885	\$662,954	\$1,850,654	\$595,016	\$663,369	\$6,701,878
Brooksville Elem (Howell Ave) LAP	1015	Construction	\$293,056					\$293,056
Cyril Bypass Rdwy	1013	Design						
		Construction	\$1,825,000					\$1,825,000
Deltona Blvd SW LAP(Elgin-SR50)	1011	Design						
		Construction		\$165,683				\$165,683
E Linden SW LAP (Coronado to SH Dr)		Construction		\$401,904				\$401,904
Elgin Blvd SW LAP (Deltona to Mariner)		Design	\$101,070					
		Construction			\$874,453			\$975,523
Explorer K8 SW LAP		Construction			\$880,766			\$880,766
JD Floyd SW LAP		Construction	\$433,742					\$433,742
S Linden SW LAP (Spring Hill to County Line)		Design			\$95,435			
		Construction					\$663,369	\$758,804
W Landover SW LAP (Northcliffe to Elgin)		Design		\$95,367				
		Construction				\$595,016		\$690,383
Westside Elem LAP		Construction	\$277,017					\$277,017
Eastside Elem LAP (Raley from SR 50 to Roper)		Design			\$239,996			
		Construction					\$209,414	\$239,996
Fox Chapel MS LAP (Freeport from Dltna to Nrthclf)		Design			\$270,555			

Hernando/Citrus MPO

Project Name	Fund	Notes	FY20	FY21	FY22	FY23	FY24	FY 2020-24
		Construction					\$473,083	\$270,555

***TRANSPORTATION
DISADVANTAGED***

TRANSPORTATION DISADVANTAGED FIVE YEAR WORK PROGRAM FY 2020-2024

The amounts listed include the local funding match of the participating agency.

PROJECT DESCRIPTION	FISCAL YEARS				
	2020	2021	2022	2023	2024
Citrus County					
Section 5311 - Capital for fixed route	\$605,734	\$0	\$644,022	\$0	\$650,000
Section 5311 – Operating/Admin. assistance	\$825,000	\$850,000	\$875,000	\$900,000	\$900,000
Section 5310 – Operating assistance	\$0	\$0	\$0	\$0	\$0
Commission for the Transportation Disadvantaged – Planning Grant	MISC \$22,447 TDTF	MISC \$22,447 TDTF	MISC \$22,447 TDTF	MISC \$22,447 TDTF	MISC \$22,447 TDTF
Hernando County					
Section 5311 – Operating/Administrative Assistance	\$250,000	\$250,000	\$250,000	\$250,000	\$250,000
Section 5310 – Operating Assistance	\$300,000	\$325,000	\$350,000	\$375,000	\$375,000
CTD Trip & Equipment Grant	\$650,000	\$700,000	\$800,000	\$800,000	\$825,000
CTD Mobility Enhancement Grant	\$0	\$0	\$0	\$0	\$0
Shirley Conroy Grant	\$132,000	\$0	\$132,000	\$0	\$132,000
Commission for the Transportation Disadvantaged – Planning Grant	MISC \$23,237 TDTF	MISC \$23,237 TDTF	MISC \$23,237 TDTF	MISC \$23,237 TDTF	MISC \$23,237 TDTF

***LIST OF
TRANSPORTATION
PRIORITY PROJECTS***

HERNANDO/CITRUS MPO STATE HIGHWAY SYSTEM LIST OF PRIORITY PROJECTS

It is the policy of the Hernando/Citrus MPO that the following projects on the State Highway System should be implemented consistent with the attached List of Priority Projects, which were adopted by the MPO Board on September 18, 2018.

The MPO recognizes that actual construction dates will be a function of:

1. project development activities completed to date;
2. the complexity of the project development activities; and
3. available funding by eligible funding categories.

However, all efforts should be put forward to advance State highway projects with the following priority sequence:

The following List of Priority Projects was developed for providing the FDOT with a sequence of projects for advancement in their work program for the respective Urban Areas. These lists include projects on the State, County and City transportation networks, and must be considered flexible to respond to the results of the requested Corridor Studies, continuing technical evaluations, and public comment. It is the intent of the MPO to periodically reevaluate priority lists as appropriate.



**HERNANDO/ CITRUS MPO
MAJOR IMPROVEMENT and CONGESTION MANAGEMENT PROGRAMS
FY 2019/2020 LIST OF PRIORITY PROJECTS – Amended September 18, 2018**

RANK	FPN	Agency	FACILITY	FROM	TO	ACTIVITY	PROJECT PHASE/ COST ESTIMATE
↓ FUNDED FOR CONSTRUCTION ↓							
PRODUCTION	411011 2,3,4	FDOT	I-75 (SR 93)	Pasco County	Sumter County	Add 2 lanes (existing 4)	Design Build/ \$140,379,975
	405270 1	FTE	Suncoast Parkway II (SR 589)	US 98	CR 486 / Norvell Bryant Highway	New 4 lane Toll Road	CONST/ \$ 41,335,232
	405270 3	"	"	Hernando/Citrus Co. Line	S. of W. Grover Cleveland Blvd.	"	CONST/ \$ 89,774,831
	405270 4	"	"	S. of W. Grover Cleveland Blvd.	SR 44 (W. Gulf to Lake Hwy.)	"	CONST/ \$ 59,975,115
	430051 2	FDOT	SR 50/US 98 (Cortez Blvd.)	Lockhart Road	E. of Remington Road	Add 2 lanes (existing 4)	CONST/ \$ 4,931,393
	416732 4	FDOT	SR 50/US 98 (Cortez Blvd.)	Windmere Rd.	US 98 (McKethan Rd.)	Add 2 lanes (existing 4)	CONST/ \$ 23,493,112
	416732 3	FDOT	SR 50 (Cortez Blvd.)	US 98 (McKethan Rd.)	US 301 (Treiman Blvd.)	Add 2 lanes (existing 2)	CONST/ \$ 22,462,315
	257298 5	FDOT	CR 578 (County Line Rd.)	Toll 589 (Suncoast Pkwy.)	US 41 (Broad St.)	Construct 4 lanes	CONST/ \$ 28,333,252
	257298 6	FDOT	CR 578 (County Line Rd.)	Springtime St.	E. of Mariner Blvd.	Construct 4 lanes	CONST/ \$10,785,542
	4058220 2	FDOT	US 19 (SR 55)/US 98	W. Green Acres St.	W. Jump Ct.	Add 2 lanes (existing 4)	CONST/ \$ 29,268,982
	4058220 3	FDOT	US 19 (SR 55)/US 98	W. Jump Ct.	W. Fort Island Trail	Add 2 lanes (existing 4)	CONST/ \$ 37,962,912
	4344981	Citrus Co.	CR 491 (N. Lecanto Hwy.) Phase 1	W. Laurel St.	S. of W. Audubon Park Path	Add 2 lanes (existing 2)	CONST/\$17,866,368
	416733 2	FDOT	SR 50 Bypass	CR 485 (Cobb Rd.)	W. of Buck Hope Road	Add 2 lanes (existing 4)	CONST/\$13,488,428
	416735 1	FDOT	SR 50 Bypass	W. of Buck Hope Road	Jefferson Street (50A)	Add 2 lanes (existing 4)	CONST/\$34,053,371
	257165 1	FDOT	US 41 (SR 45) (N. Florida Ave.)	SR 44 (E. Gulf to Lake Hwy.)	E. Arlington St.	Add 2 lanes (existing 2)	PE ONLY
257165 3	FDOT	US 41 (SR 45) (N. Florida Ave.)	SR 44 (E. Gulf to Lake Hwy.)	S. of Withlacoochee Trail Bridge	Add 2 lanes (existing 2)	CONST/\$15,808,500	
↓ NOT FUNDED FOR CONSTRUCTION ↓							
1	257165 4	FDOT	US 41 (SR 45) (N. Florida Ave.)	S of Withlacoochee Trail Bridge	Live Oak Ln.	Add 2 lanes (existing 2)	
	257165 5	FDOT	US 41 (SR 45) (N. Florida Ave.)	Live Oak Ln.	Arlington St.	Add 2 lanes (existing 2)	
	257165 2	FDOT	US 41 (SR 45) (N. Florida Ave.)	E. Arlington St.	SR 200 (N. Carl G Rose Hwy.)	Add 2 lanes (existing 2)	
2		Hernando Co.	Frontage Rd.	Weeping Willow Street	Sunshine Grove Road	Congestion Project	
3		Citrus Co.	US 41 (N. Florida Ave.) (SR 45)	N. Independence Hwy.	Intersection	Congestion Project	
4	442835 1	FDOT	SR 50 (Cortez Blvd.)	US 301/SR 35 (Treiman Blvd.)	Hernando/Sumter Co. Line	Add 2 lanes (existing 2)	
5		FDOT	US 41/SR 50A One Way Pairs	W. of Mildred Ave.	US 41/SR 50A intersection	Complete Streets	
6		Citrus Co.	Croft Ave.	SR 44 (E. Gulf to Lake Hwy.)	E. Hayes St.	Add 2 lanes (existing 2)	
7		FDOT	US 98 Realignment to (CR 485)	US 98 (Ponce de Leon Blvd.)	SR 50 (Cortez Blvd.)	Add 2 lanes (existing 2)	
8		Citrus Co.	CR 490A (W. Grover Cleveland Blvd.)	US 19 (SR 55)/US 98	CR 491 (S. Lecanto Hwy.)	Add 2 lanes (existing 2)	
9		Citrus Co.	CR 491 (N. Lecanto Hwy.)	W. Pine Bridge Blvd.	US 41/SR 45	Add 2 lanes (existing 2)	
10	438613 1	FDOT	US 41 (SR 45) (Broad St.)	Spring Hill Dr.	Powell Rd.	Add 2 lanes (existing 4)	
11		Citrus Co.	CR 490 (Homosassa Trail)	US 19 (SR 55)/US 98	SR 44 (W. Gulf to Lake Hwy.)	Add 2 lanes (existing 2)	
12	405822 5	Citrus Co.	US 19 (SR 55)/US 98	Cardinal Street	Green Acres	Add 2 lanes (existing 4)	

Blue - Hernando County
Orange - Citrus County

Terms Key

CONST Construction
PD&E Project Development and Environment
PE Preliminary Engineering/Design
ROW Right-of-Way



**HERNANDO/ CITRUS MPO
CONGESTION MANAGEMENT PROGRAM
FY 2019/2020 LIST OF PRIORITY PROJECTS**
Adoption June 19, 2018

PRIORITY	FPN/ Agency	Agency	ROADWAY	LOCATION	PROJECT DESCRIPTION
FULLY FUNDED					
	257298 6	FDOT	CR 578 (County Line Rd.)	CR 587 (Mariner Blvd. Intersection)	Multi-Lane Intersection Improvement
UNFUNDED/PARTIALLY FUNDED					
1			SR 50 (Cortez Blvd.)	Weeping Willow St. to Sunshine Grove Rd.	Traffic management and frontage road action plan
2			CR 578 (County Line Rd.)	Waterfall Blvd. Intersection	Signalization with turn lanes

PRIORITY			ROADWAY	LOCATION	PROJECT DESCRIPTION
UNFUNDED/PARTIALLY FUNDED					
1			US 41 (N. Florida Ave.) (SR 45) N. Independence Hwy.	Inverness	Intersection Improvement
2			US 41 (S. Florida Ave.) (SR 45)/SR 48 (E. Orange Ave.)	Floral City	Intersection Improvement
3			US 41/SR 44/E. Highland Blvd.	Inverness	Intersection Improvement

Blue - Hernando County
Orange - Citrus County

TRANSPORTATION ALTERNATIVES PROGRAM

Federal transportation legislation provides specific set-aside funds designated for the construction of non-highway projects to enhance the quality of the local transportation system. The following Transportation Alternatives Program Priority (TAP) List depicts those projects which are eligible under the single funding source provided via that TAP. The projects listed below were selected through a ranking process. The Technical Advisory (TAC), Bicycle/Pedestrian Advisory (BPAC), and Citizens Advisory committees (CAC) suggested projects and provided comment on each project in relation to the overall goals, objectives, and policies of the comprehensive bicycle and pedestrian plans. The MPO Board selected the final ranking of the projects, as shown on the attached Complete Streets Project Priority List.

A small portion of Highway Trust Funds were earmarked for transportation alternative (TA) projects. TA funds are formula driven and allocated based on population. These funds cannot be expended on traditional highway construction projects. The new list of eligible projects which qualify for transportation alternative fund allocations include:

- 1) Construction, planning, and design of on-road and off-road trail facilities for pedestrians, bicyclists, and other non-motorized forms of transportation;
- 2) Construction, planning, and design of infrastructure-related projects and systems that will provide safe routes for non-drivers, including children, older adults, and individuals with disabilities to access daily needs;
- 3) Conversion and use of abandoned railroad corridors for trails for pedestrians, bicyclists, or other non-motorized transportation users;
- 4) Construction of turnouts, overlooks, and viewing area;
- 5) Community improvement activities, including:
 - o inventory, control, or removal of outdoor advertising;
 - o historic preservation and rehabilitation of historic transportation facilities;
 - o vegetation management practices in transportation rights-of-way to improve roadway safety, prevent against invasive species, and provide erosion control; and
 - o archaeological activities relating to impacts from implementation of a transportation project eligible under 23 USC;
- 6) Any environmental mitigation activity, including pollution prevention and pollution abatement activities and mitigation to:
 - o address stormwater management, control, and water pollution prevention or abatement related to highway construction or due to highway runoff; or

- reduce vehicle-caused wildlife mortality or to restore and maintain connectivity among terrestrial or aquatic habitats.


Citrus County FY2019/2020 Complete Streets Priority Projects



**Citrus County
FY 2019/2020
Complete Streets Priority Projects
Amended: September 18, 2018**

Project Rank	Previous Rank	FPN / Resp. Agency	Project/Description	From	To	Area	Project Type	Project Phase/ Year
PRODUCTION		4325811 / FDOT	W. Yulee Dr. - Sidewalk	W. Central St	US 19 (S Suncoast Blvd.)	CC	TA	CST 2018
		4375141 / FDOT	US 19/SR 55/S. Suncoast Blvd. - Multi-Use Trail	Hernando/Citrus County Line	W. Green Acres St.	CCR	RRR	CST 2020
		4058223 / FDOT	US 19/SR 55/S. Suncoast Blvd. - Multi-Use Trail	W. Jump Ct.	Ft. Island Trail	CC/CR	RRR	CST 2018
		4396981 / FDOT	Forest Ridge Elementary - Phase I Sidewalk	W. Norvell Bryant Hwy (CR 486)	W. Lake Beverly Dr.	CC	SRTS	CST 2021
		4373491 / FDOT	Withlacoochee State Trail (WST) Connector	WST Northern Terminus	Dunnellon Trailhead	CC	ST	CST 2019
		4396991 / FDOT	Pleasant Grove Elementary (CR 581) - Sidewalk	Pleasant Grove Rd.	W. Gulf to Lake Hwy (SR 44)	CC/INV	SRTS	CST 2020
	4411041 / FDOT	N Turkey Oak Dr.	SR 44	US 19	CC/INV	SRTS	CST 2021	
1			Withlacoochee State Trail (WST) - Rehabilitation	Hernando/Citrus County Line	Citrus/Marion County Line	CC	ST	Application Submitted
2			Forest Ridge Elementary - Phase II Sidewalk	W. Lake Beverly Dr.	N. Lecanto Hwy (CR 491)	CC	TA	Application Submitted
Deleted	3		Crystal River Middle School - Covered Sidewalk	On-Site		CCR	SRTS	
3			Rock Crusher Elementary - Sidewalk	W. Homosassa Trail (CR 490)	Duval Island Boat Ramp	CC	TA	
4			Three Sisters Springs Connector - Multi-Use Trail	US 19/Kings Bay Drive	486 Trail	CC/CCR	TA	Consultant Study Complete
5			Ft. Island Trail - Multi-Use Trail	Gulf of Mexico	Three Sisters Trail	CC/CCR	TA	Consultant Study Complete
6			Floral City Sidewalks/Bicycle Route	Floral City	Floral City	CC	TA	Under Review
7			Sugarmill Woods - Multi-Use Trail along US 98	Oak Village Blvd.	Trailhead/Parking lot near the Suncoast Parkway II	CC	TA	
8			W. Cardinal St. - Sidewalk	US 19 (S. Suncoast Blvd.)	S. Lecanto Hwy (CR 491)	CC	TA	
9			E. Vine St. & E. Gospel Is. Rd. - Sidewalk	N. Apopka Ave.	W. Gulf to Lake Hwy (SR 44)	CC	TA	
10			N. Independence Hwy. - PS/Sidewalk	E. Gulf to Lake Hwy (SR 44)	N. Florida Ave (US 41)	CC	TA	
11			US 19 Trailhead & Crossing	Crosstown Trail at US 19 - (In City of Crystal River)		CR	TA	
12			South Apoka Connector - Phase I	Dampier St.	Highland Blvd.	CC/INV	TA	
13			W. Halls River Rd. (CR 490A) - Sidewalk	S. Riverview Circle	US 19 (S. Suncoast Blvd.)	CC	TA	
14			Eden Dr. Connector/Sidewalk	WST	Martinis Dr.	CC/INV	TA	
15			Forest Dr. Sidewalk	W. Main St. (SR44)	Independence Hwy.	CC	TA	
16			Turner Camp Rd./Ella Ave. - PS/Sidewalk	US 41	Inverness MS	CC	TA	
17			Citrus Springs Blvd. - Bicycle Lane/PS	Dunklin Blvd.	W. Delbona Blvd.	CC	TA	
18			Elkcam Blvd. - Bicycle Lane/PS	Pine Ridge Blvd	N Citrus Springs Blvd.	CC	TA	
19			Pine Ridge Blvd. - Bicycle Lane/PS	CR 486	CR 491	CC	TA	
20			South Apoka Connector - Phase II	Highland Blvd.	E Anna Jo Dr.	CC/INV	TA	
21			Mossy Oak Sidewalk	US 41 and Eden Dr.	WST	WST	TA	
22			Sugarmill Woods Bicycle Lane along:			CC	TA	
			a. W. Oak Park Blvd.	Shoppes at Sugarmill Woods	Corkwood Blvd.	CC	TA	
			b. Cypress Blvd. E	W. Oak Park Blvd.	Cypress Circle E	CC	TA	
			c. Corkwood Blvd.	W. Oak Park Blvd.	Cypress Blvd. E	CC	TA	
U			Suncoast Parkway - Ext. to 486	CR 491 - possible trail extension	CR 486 trail	CC	TA	ROW issues
U			W. Miss Maggie Dr. (CR 480) - Sidewalk/PS	Chassowitzka River Campground	US 19 (S. Suncoast Blvd.)	CC	TA	ROW issues
			Terms Key	CC Citrus County	P Programmed for a production phase	ST	SunTrail Funding	
				CCR City of Crystal River	PE Preliminary Engineering/Design	TA	Transportation Alternatives	
				CR Crystal River	PS Paved Shoulders	U	Unranked	
				CST Construction	ROW Right-of-Way	WST	Withlacoochee State Trail	
				INV Inverness	RRR Resurfacing, Restoration and Rehabilitation	RED	New Projects	
				OCT Office of Greenways & Trails	SRTS Safe Routes to School	REHAB	Rehabilitation (funding TBD)	

Hernando County FY2019/2020 Complete Streets Priority Projects

		 <p style="text-align: center;">Hernando County FY 2019/2020 Complete Streets Priority Projects Amended: September 18, 2018</p>						
Project Rank	Previous Rank	FPN Resp. Agency	Project/Corridor	From	To	Area	Project Type	Project Phase/Year
PRODUCTION		4343091 FDOT	Spring Hill Elementary - Sidewalk (SRTS Application)	w/n 2-mile radius of school		HC	SRTS	CST 2018
		4336951 FDOT	Deltona Blvd. - Sidewalk	Deltona Elem. School	Philatelic Dr.	HC	TA	CST 2018
		4279963 FDOT	Powell Rd. - Sidewalk/Multi-Use Trail	Spring Park Way	California St.	HC	TA	CST 2018
		4344991 FDOT	Quality Dr./Medical Blvd. - Sidewalk	Mariner Blvd.	Farnsworth Blvd.	HC	TA	CST 2018
		4367111 FDOT	Explorer K-8 - Sidewalks (SRTS Application)	w/n 2-mile radius of school		HC	SRTS	CST 2022
		4367101 FDOT	JD Floyd K-8 - Sidewalks (SRTS Application)	w/n 2-mile radius of school		HC	SRTS	CST 2023
		4367121 FDOT	Brooksville Elementary - Sidewalk (SRTS Application)	w/n 2-mile radius of school		COB	SRTS	CST 2020
		4367091 FDOT	Westside Elementary - Sidewalk (SRTS application)	w/n 2-mile radius of school		HC	SRTS	CST 2020
		4372642 FDOT	GNT Gap Connector Trail - Multi-Use Trail	SR50/Cortez Blvd.	GNT Trailhead	HC/COB	ST	CST 2020
		4357201 FDOT	West GNT Trail Connector - Multi-Use Trail	W Suncoast PKWY	SR 50/Cortez Blvd.	HC/COB	ST	CST 2020
		4395091 FDOT	Deltona Blvd. - Sidewalk	Elgin Blvd.	SR 50	HC	TA	CST 2021
	4367081 FDOT	Deltona Blvd. - Sidewalk	Spring Hill Dr.	Begonia St.	HC	TA	CST 2021	
	4337141 FDOT	E. Linden Dr.- Sidewalk	Coronado Dr.	Spring Hill Dr.	HC	TA	CST 2021	
	4395081 FDOT	Elgin Blvd. - Sidewalk	Deltona Blvd.	Mariner Blvd.	HC	TA	CST 2022	
1	Production	4411071 FDOT	Eastside Elementary - Sidewalk	w/n 2-mile radius of school		HC	SRTS	PE 2022
2	Production	4411031 FDOT	Fox Chapel Middle School - Sidewalk	w/n 2-mile radius of school		HC	SRTS	PE 2022
3	Production	4386511 FDOT	S Linden Dr. - Sidewalk	County Line Rd.	Spring Hill Dr.	HC	TA	PE 2022
4	Production	4374841 FDOT	W. Landover Blvd.	Northcliffe Blvd.	Elgin Blvd.	HC	TA	PE 2021
5	1		Sunshine Grove Rd. - Sidewalk	Ken Austin Pkwy.	Hexam Rd.	HC	TA	Application Submitted
6	2		California St./Powell Rd. - Sidewalk	Spring Hill Dr./California St.	Powell Rd./Rowan Rd.	HC	TA	Application Submitted
7	3		Cobblestone Dr. - Sidewalk	Pinehurst Dr.	County Line Rd.	HC	TA	Application Submitted
8	4		W. Linden Dr. - Sidewalk	Spring Hill Dr.	Mariner Blvd.	HC	TA	Application Submitted
9	5		Amero Ln. - Sidewalk	Coronado Dr.	Anderson Snow Rd.	HC	TA	Application Submitted
10	6		Nightwalker Rd. - Sidewalk	Cortez Blvd. (SR 50)	Madrid Rd.	HC	TA	Application Submitted
11	7		Good Neighbor Trail (GNT) - Rehabilitation	Jefferson St.	Jasmine St.	COB	TA	Application Submitted
12	8		Withlacoochee State Trail (WST) - Reconstruction	Pasco/Hernando County Line	Citrus/Marion County Line	HC	TA	No Application
13	9		Suncoast Trail/U.S. 98 - Trailhead/Restroom	Suncoast Trail/US 98		HC	TA	No Application
14	10		Spring Hill Dr. - Sidewalk	US 19	Ken Lake Ave.	HC	TA	No Application
15	11		Spring Hill Dr. - Sidewalk	Spring Park Way	US 41	HC	TA	Application Submitted
16	12		North Ave. - Sidewalk	Howell Ave.	Zoller St.	COB	TA	ROW issues
17	13		Kass Circle Improvements	Kass Circle		HC	TA	Under Review
18	14		Suncoast Trail (SCT) - Rehabilitation	County Line Rd	US 98	HC	TA	Application Submitted
			Terms Key	CST Construction	P Programmed for a production phase	SRTS Safe Routes to School	WST Withlacoochee State Trail	
			COB City of Brooksville	PE Preliminary Engineering/Design	ST SunTrail Funding	RED New Projects		
			GNT Good Neighbor Trail	PS Paved Shoulders	TA Transportation Alternatives	REHAB Rehabilitation (funding TBD)		
			HC Hernando County	ROW Right-of-Way	TBD To Be Determined			
			OGT Office of Greenways & Trails	RRR Resurfacing, Restoration and Rehabilitation	U Unranked			

TRANSIT

Hernando County Transit System (TheBus) - Tentative Capital & Operating Transportation Improvement Program FY 2020 - FY 2024

Project ID	Project Name	FY 2020	FY 2021	FY 2022	FY 2023	FY 2024	5-Year Total
Capital Projects:							
108210	Bus Stop Improvements (Design/Construction)	\$450,000	\$300,000	\$200,000	\$200,000	\$200,000	\$1,350,000
108200	Replace ADA Paratransit Van(s)	\$0	\$160,000	\$160,000	\$80,000	\$80,000	\$480,000
108190	Replace Heavy Duty Transit Vehicle(s)	\$1,350,000	\$0	\$450,000	\$900,000	\$450,000	\$3,150,000
108180	Transit Preventive Maintenance (Capital)	\$235,000	\$240,000	\$245,000	\$245,000	\$250,000	\$1,215,000
	Driver Safety Barrier Shields	\$60,000					\$60,000
	Project Administration	\$200,953					\$200,953
	Technology Equipment	\$13,000					\$13,000
109220	Transit Shelters & Amenities	\$50,000	\$100,000				\$150,000
109240	Replace ADA Specialty Vehicle		\$50,000				\$50,000
	Total Capital	\$2,358,953	\$850,000	\$1,055,000	\$1,425,000	\$980,000	\$6,668,953
Funding Sources:							
	Federal Grant - Section 5307	\$1,908,953	\$850,000	\$1,055,000	\$1,425,000	\$980,000	\$6,668,953
	Federal Grant - Section 5339	\$450,000					
Operating Expenses							
	Fuel, Contract Services, Travel, Communications, Preventative Maintenance (Non-Capital), Legal Notices, Postage, Uncapitalized Equipment, Communications, Security, General Operating Expenses						
Funding Sources:							
	Federal Grant - Section 5307	\$788,757	\$796,645	\$802,917	\$927,860	\$937,083	\$4,253,262
	Federal Grant - Section 5311	\$241,533	\$243,948	\$246,388	\$248,852	\$319,126	\$1,299,847
	State Service Development Funding	\$111,815	\$112,933	\$115,756	\$0	\$0	\$340,505
	State Block Grant	\$394,378	\$398,322	\$402,305	\$406,328	\$410,391	\$2,011,724
	Local (Includes Farebox & Program Income)	\$888,886	\$897,775	\$906,753	\$915,820	\$924,978	\$4,534,212
	Total Operating	\$2,425,369	\$2,449,623	\$2,474,119	\$2,498,860	\$2,591,579	\$12,439,549
	Total Transit Program	\$4,784,322	\$3,299,623	\$3,529,119	\$3,923,860	\$3,571,579	\$19,108,502

Note: State and Federal grants are multi-year awards covering more than one fiscal year. Federal Grants are 100% Utilizing Softmatch State Toll Revenue credits. Project administration is capitalized under federal grants. Grant funds estimated are based upon net expenses. Funding shown is subject to grant awards.

***TRANSPORTATION
DEFINITIONS AND
ACRYONYMS***

Transportation Definitions, Acronyms and Initializations

ADA – Americans with Disabilities Act of 1990: Federal law that requires public facilities (including transportation services) to be accessible to persons with disabilities including those with mental disabilities, temporary disabilities, and the conditions related to substance abuse.

BPAC - Bicycle/Pedestrian Advisory Committee: The Bicycle/Pedestrian Advisory Committee (BPAC) was established to provide a continuing forum with which to analyze and promote bicycle and pedestrian issues and projects as an integral part of a multi-modal transportation planning process. The BPAC initiates updates on the prioritization of transportation enhancement projects. The BPAC meets on a quarterly basis.

CAC - Citizens Advisory Committee: The Citizens Advisory Committee (CAC) provides a formal framework for continuing public input on the Unified Planning Work Program (UPWP), the Transportation Improvement Program (TIP), and the Long Range Transportation Plan (LRTP), as well as other elements of the transportation planning process. The CAC meets on a quarterly basis to provide public input at all stages of the planning process.

CIP - CAPITAL IMPROVEMENT PROGRAM: A multi-year schedule of capital improvement projects, including priorities and cost estimates, budgeted to fit the financial resources of the community. This plan is updated annually and is part of the County's Comprehensive Plan.

CTD – Commission for the Transportation Disadvantaged: State-level policy board for the coordination of transportation services for persons who because of disability, age or income are unable to transport themselves. The CTD adheres to the policies and procedures as set out in Chapter 427 F.S. and Rule 41-2, F.A.C.

ETDM – Efficient Transportation Decision Making: Florida's ETDM process defines the procedures for planning transportation projects, conducting environmental reviews, and developing and permitting projects.

FAST-ACT – Fixing America's Surface Transportation Act: Signed into law in December of 2015 by President Obama that provided long-term funding for surface transportation and infrastructure, planning and investment.

FDOT – Florida Department of Transportation: The State of Florida's multi-modal transportation agency. Organizationally, it is composed of one Central Office in Tallahassee, seven District Offices, and the Florida's Turnpike Enterprise.

FHWA – Federal Highway Administration: Division of the U.S. Department of Transportation responsible for administering federal highway transportation programs under Title 23 U.S.C. and Title 49 U.S.C.

FTA – Federal Transit Administration: Federal entity responsible for transit planning and programs under Title 49 U.S.C.

ITS – Intelligent Transportation System: Use of computer and communications technology to facilitate the flow of information between travelers and system operators to improve mobility and transportation productivity, enhance safety, maximize the use of existing transportation facilities, conserve energy resources and reduce adverse environmental effects; includes concepts such as “freeway management systems,” “automated fare collection,” and “transit information kiosks.”

LOS – Level of Service: A qualitative assessment of a road’s operating condition, generally described using a scale of A (little congestion) to E/F (severe congestion).

L RTP – Long Range Transportation Plan: A 25-year forecast plan required of state planning agencies and MPOs, which must consider a wide range of social, environmental, energy, and economic factors in determining overall regional goals and consider how transportation can best meet these goals.

MPO – Metropolitan Planning Organization: The forum for cooperative transportation decision-making, required for urbanized areas with populations over 50,000.

NHS – National Highway System: Specific major roads to be designated September 30, 1995; the NHS will consist of 155,000 (plus or minus 15%) miles of road and represents one category of roads eligible for Federal funds under ISTEA.

PD&E – Project Development and Environmental Study: A corridor study to establish conceptual design for a roadway and to determine its compliance with Federal, State, and local environmental permits, as required.

PPP - Public Participation Plan: One of the required elements under MAP-21 that (i) shall be developed in consultation with all interested parties, and (ii) shall provide that all interested parties have reasonable opportunities to comment on the contents of the transportation plan.

ROW – Right-of-Way: Real property that is used for transportation purposes, defines the extent of the corridor that can be used for the road and associated drainage.

SIS – Strategic Intermodal System: The SIS is a Florida network of high-priority transportation facilities, including the State’s largest and most significant commercial service airports, spaceport, deep-water seaports, freight rail terminals, passenger rail and intercity bus terminals, rail corridors, waterways and highways.

STIP – State Transportation Improvement Program: The FDOT’s Five-Year Work Program as prescribed by Federal law.

TAC – Technical Advisory Committee: A standing committee of most MPOs, function is to provide advice on plans or actions of the MPO from planners, engineers and other staff members (not general citizens).

TA - Transportation Alternatives: As defined under 23 U.S.C. 101(a)(29) (MAP-21 1103), these are specific activities which can be funded with Surface Transportation Program (STP) funds; activities include pedestrian/bicycle facilities, recreational trails program, Safe Routes to School (SRTS) activities, railway corridor preservation, construction of turnouts, overlooks and viewing areas, control/removal of outdoor advertising, historic preservation and rehabilitation of historic transportation facilities, invasive species control, archeological activities relating to impacts from eligible transportation projects, mitigation of highway storm water runoff water pollution, and reduce vehicle-caused wildlife mortality, planning, designing and construction of boulevards and other roadways largely in the right-of-way of former Interstate System routes or other divided highways.

TD - Transportation Disadvantaged: Persons who are unable to transport themselves or to purchase transportation due to disability, income status or age.

TDLCB - Transportation Disadvantaged Local Coordinating Board: The Transportation Disadvantaged Local Coordinating Board (TDLCB)s are the technical level review Boards established, consistent with Florida Statute, Chapter 427. The respective Boards oversee the activities of the Community Transportation Coordinator (CTC) and the overall Transportation Disadvantaged (TD) service program. The MPO serves as the Official Planning Agency (OPA) for the transportation disadvantaged program for both Hernando and Citrus County and functions as the appointing authority for the both Boards, the TDLCBs meet on a quarterly basis.

TIP – Transportation Improvement Program: A priority list of transportation projects developed by an MPO that is to be carried out within the four-year period following its adoption; must include documentation of Federal and State funding sources for each project and be consistent with adopted MPO Long Range Transportation Plan (LRTP) and local government comprehensive plans.

APPENDIX A
ANNUAL
OBLIGATIONS LIST

Hernando/Citrus MPO

PAGE 1
HERNANDO-CITRUS MPO

FLORIDA DEPARTMENT OF TRANSPORTATION
OFFICE OF WORK PROGRAM
ANNUAL OBLIGATIONS REPORT
=====

DATE RUN: 10/02/2018
TIME RUN: 08.45.25
MBROBLTP

HIGHWAYS
=====

ITEM NUMBER:405822 3	PROJECT DESCRIPTION:US 19 (SR 55) FROM W JUMP COURT TO W FORT ISLAND TRAIL	*SIS*
DISTRICT:07	COUNTY:CITRUS	
ROADWAY ID:02030000	PROJECT LENGTH: 4.805MI	TYPE OF WORK:ADD LANES & RECONSTRUCT LANES EXIST/IMPROVED/ADDED: 6/ 4/ 2
FUND CODE	2018	
PHASE: CONSTRUCTION / RESPONSIBLE AGENCY: MANAGED BY FDOT		
	SE	145,000
	SN	2,526
TOTAL 405822 3		147,526
TOTAL 405822 3		147,526

ITEM NUMBER:405822 5	PROJECT DESCRIPTION:US 19 FROM CARDINAL ST TO GREEN ACRES ST	*SIS*
DISTRICT:07	COUNTY:CITRUS	
ROADWAY ID:02030000	PROJECT LENGTH: 2.045MI	TYPE OF WORK:ADD LANES & RECONSTRUCT LANES EXIST/IMPROVED/ADDED: 4/ 4/ 2
FUND CODE	2018	
PHASE: PRELIMINARY ENGINEERING / RESPONSIBLE AGENCY: MANAGED BY FDOT		
	SA	1,704,062
TOTAL 405822 5		1,704,062
TOTAL 405822 5		1,704,062

ITEM NUMBER:430021 1	PROJECT DESCRIPTION:CR490A/HALLS RIVER FROM W OF HALLS RIVER TO E OF HALLS RIVER	*NON-SIS*
DISTRICT:07	COUNTY:CITRUS	
ROADWAY ID:02410000	PROJECT LENGTH: .333MI	TYPE OF WORK:BRIDGE REPLACEMENT LANES EXIST/IMPROVED/ADDED: 2/ 2/ 0
FUND CODE	2018	
PHASE: RIGHT OF WAY / RESPONSIBLE AGENCY: MANAGED BY FDOT		
	SA	8,000
PHASE: CONSTRUCTION / RESPONSIBLE AGENCY: MANAGED BY FDOT		
	EB	71,922
	NHR	2,329,162
	SA	67,651
TOTAL 430021 1		2,476,735
TOTAL 430021 1		2,476,735

ITEM NUMBER:432581 1	PROJECT DESCRIPTION:YULEE DRIVE SIDEWALK FROM W CENTRAL STREET TO US 19	*NON-SIS*
DISTRICT:07	COUNTY:CITRUS	
ROADWAY ID:02550000	PROJECT LENGTH: 2.759MI	TYPE OF WORK:SIDEWALK LANES EXIST/IMPROVED/ADDED: 2/ 0/ 0
FUND CODE	2018	
PHASE: CONSTRUCTION / RESPONSIBLE AGENCY: MANAGED BY CITRUS COUNTY BOCC		
	TALN	44,077
	TALT	627,659
PHASE: CONSTRUCTION / RESPONSIBLE AGENCY: MANAGED BY FDOT		
	TALN	11,791
	TALT	1,000
TOTAL 432581 1		684,527
TOTAL 432581 1		684,527

Hernando/Citrus MPO

PAGE 2
HERNANDO-CITRUS MPO

FLORIDA DEPARTMENT OF TRANSPORTATION
OFFICE OF WORK PROGRAM
ANNUAL OBLIGATIONS REPORT
=====

DATE RUN: 10/02/2018
TIME RUN: 08.45.25
MBROBLTP

HIGHWAYS
=====

ITEM NUMBER:438719 1 PROJECT DESCRIPTION:W DUNKLIN ST, DUNNELLON AT FLORIDA NORTHERN RR, NGCN 622624J *NON-SIS*
DISTRICT:07 COUNTY:CITRUS TYPE OF WORK:RAIL SAFETY PROJECT
ROADWAY ID: PROJECT LENGTH: .000 LANES EXIST/IMPROVED/ADDED: 0/ 0/ 0

FUND CODE	2018
PHASE: RAILROAD AND UTILITIES / RESPONSIBLE AGENCY: MANAGED BY FDOT	
RHP	-1,028
TOTAL 438719 1	-1,028
TOTAL 438719 1	-1,028

ITEM NUMBER:438724 1 PROJECT DESCRIPTION:NG MARTINELLI, DUNNELLON AT FNR CROSSING NGCN 628007L,ARD371,MP778.27 *NON-SIS*
DISTRICT:07 COUNTY:CITRUS TYPE OF WORK:RAIL SAFETY PROJECT
ROADWAY ID: PROJECT LENGTH: .000 LANES EXIST/IMPROVED/ADDED: 0/ 0/ 0

FUND CODE	2018
PHASE: RAILROAD AND UTILITIES / RESPONSIBLE AGENCY: MANAGED BY FDOT	
RHP	-971
TOTAL 438724 1	-971
TOTAL 438724 1	-971

ITEM NUMBER:439698 1 PROJECT DESCRIPTION:FOREST RIDGE ELEM FR CR486/NORVELL BRYANT HWY TO W LAKE BEVERLY DR *NON-SIS*
DISTRICT:07 COUNTY:CITRUS TYPE OF WORK:SIDEWALK
ROADWAY ID:02000027 PROJECT LENGTH: 1.605MI LANES EXIST/IMPROVED/ADDED: 2/ 0/ 0

FUND CODE	2018
PHASE: PRELIMINARY ENGINEERING / RESPONSIBLE AGENCY: MANAGED BY FDOT	
SR2T	536,359
TOTAL 439698 1	536,359
TOTAL 439698 1	536,359

ITEM NUMBER:439699 1 PROJECT DESCRIPTION:PLEASANT GROVE ELEMENTARY - PLEASANT GROVE RD AND DRUID RD *NON-SIS*
DISTRICT:07 COUNTY:CITRUS TYPE OF WORK:SIDEWALK
ROADWAY ID:02520000 PROJECT LENGTH: 11.897MI LANES EXIST/IMPROVED/ADDED: 2/ 0/ 0

FUND CODE	2018
PHASE: PRELIMINARY ENGINEERING / RESPONSIBLE AGENCY: MANAGED BY FDOT	
SR2T	384,097
TOTAL 439699 1	384,097
TOTAL 439699 1	384,097

Hernando/Citrus MPO

PAGE 3
HERNANDO-CITRUS MPO

FLORIDA DEPARTMENT OF TRANSPORTATION
OFFICE OF WORK PROGRAM
ANNUAL OBLIGATIONS REPORT

HIGHWAYS

DATE RUN: 10/02/2018
TIME RUN: 08.45.25
MBROBLTP

ITEM NUMBER:257298 4 DISTRICT:07 ROADWAY ID:08000050	PROJECT DESCRIPTION:CR 578 (CO LINE RD) FROM E OF MARINER BLVD TO W OF SUNCOAST PARKWAY COUNTY:HERNANDO PROJECT LENGTH: 2.955MI	*NON-SIS* TYPE OF WORK:ADD LANES & RECONSTRUCT LANES EXIST/IMPROVED/ADDED: 2/ 2/ 2
FUND CODE	2018	
PHASE: PRELIMINARY ENGINEERING / RESPONSIBLE AGENCY: MANAGED BY FDOT		
SL		3,000
TOTAL 257298 4		3,000
TOTAL 257298 4		3,000

ITEM NUMBER:257298 5 DISTRICT:07 ROADWAY ID:08000050	PROJECT DESCRIPTION:CR 578 (CO LINE RD) FROM SUNCOAST PARKWAY TO US41 AT AYERS RD COUNTY:HERNANDO PROJECT LENGTH: 1.492MI	*NON-SIS* TYPE OF WORK:NEW ROAD CONSTRUCTION LANES EXIST/IMPROVED/ADDED: 4/ 4/ 4
FUND CODE	2018	
PHASE: PRELIMINARY ENGINEERING / RESPONSIBLE AGENCY: MANAGED BY FDOT		
SA		588,929
SL		141,848
PHASE: RIGHT OF WAY / RESPONSIBLE AGENCY: MANAGED BY FDOT		
SA		-24,751
SL		-50,116
TOTAL 257298 5		655,910
TOTAL 257298 5		655,910

ITEM NUMBER:257298 6 DISTRICT:07 ROADWAY ID:08000050	PROJECT DESCRIPTION:CR 578 @ MARINER INT FM SPRINGTIME STREET TO EAST OF MARINER BLVD COUNTY:HERNANDO PROJECT LENGTH: .674MI	*NON-SIS* TYPE OF WORK:INTERSECTION IMPROVEMENT LANES EXIST/IMPROVED/ADDED: 2/ 2/ 0
FUND CODE	2018	
PHASE: RIGHT OF WAY / RESPONSIBLE AGENCY: MANAGED BY FDOT		
SA		2,398,773
SL		-71,548
PHASE: CONSTRUCTION / RESPONSIBLE AGENCY: MANAGED BY FDOT		
SA		387,133
SL		1,124,416
TOTAL 257298 6		3,838,774
TOTAL 257298 6		3,838,774

ITEM NUMBER:411011 4 DISTRICT:07 ROADWAY ID:08150000	PROJECT DESCRIPTION:I-75 (SR 93) FM S OF US98/SR50/CORTEZ TO N OF US98/SR50/CORTEZ COUNTY:HERNANDO PROJECT LENGTH: 2.986MI	*SIS* TYPE OF WORK:ADD LANES & RECONSTRUCT LANES EXIST/IMPROVED/ADDED: 4/ 4/ 2
FUND CODE	2018	
PHASE: CONSTRUCTION / RESPONSIBLE AGENCY: MANAGED BY FDOT		
NHPP		34,757,383
SA		327,969
TOTAL 411011 4		35,085,352
TOTAL 411011 4		35,085,352

Hernando/Citrus MPO

PAGE 4
HERNANDO-CITRUS MPO

FLORIDA DEPARTMENT OF TRANSPORTATION
OFFICE OF WORK PROGRAM
ANNUAL OBLIGATIONS REPORT

HIGHWAYS

DATE RUN: 10/02/2018
TIME RUN: 08.45.25
MBROBLTP

ITEM NUMBER:411012 2 PROJECT DESCRIPTION:I-75 (SR 93) FROM N OF SR 50 TO HERNANDO/SUMTER CO/L
DISTRICT:07 COUNTY:HERNANDO
ROADWAY ID:08150000 PROJECT LENGTH: 3.271MI

FUND CODE 2018

PHASE: CONSTRUCTION / RESPONSIBLE AGENCY: MANAGED BY FDOT
NHPP 15,061,333

TOTAL 411012 2 15,061,333
TOTAL 411012 2 15,061,333

SIS
TYPE OF WORK:ADD LANES & REHABILITATE PVMNT
LANES EXIST/IMPROVED/ADDED: 4/ 4/ 2

ITEM NUMBER:416732 3 PROJECT DESCRIPTION:SR 50 FROM US 98/MCKETHAN RD TO US 301
DISTRICT:07 COUNTY:HERNANDO
ROADWAY ID:08070000 PROJECT LENGTH: 2.231MI

FUND CODE 2018

PHASE: PRELIMINARY ENGINEERING / RESPONSIBLE AGENCY: MANAGED BY FDOT
SA 18,992

TOTAL 416732 3 18,992
TOTAL 416732 3 18,992

NON-SIS
TYPE OF WORK:ADD LANES & REHABILITATE PVMNT
LANES EXIST/IMPROVED/ADDED: 4/ 4/ 2

ITEM NUMBER:416732 4 PROJECT DESCRIPTION:SR 50 FM WINDMERE RD/ERONSON BL TO US 98/MCKETHAN RD
DISTRICT:07 COUNTY:HERNANDO
ROADWAY ID:08070000 PROJECT LENGTH: 3.548MI

FUND CODE 2018

PHASE: PRELIMINARY ENGINEERING / RESPONSIBLE AGENCY: MANAGED BY FDOT
SA 42,418

TOTAL 416732 4 42,418
TOTAL 416732 4 42,418

NON-SIS
TYPE OF WORK:ADD LANES & REHABILITATE PVMNT
LANES EXIST/IMPROVED/ADDED: 5/ 5/ 2

ITEM NUMBER:416735 1 PROJECT DESCRIPTION:SR 50/CORTEZ BLVD FROM W OF BUCK HOPE RD TO W OF JEFFERSON STREET
DISTRICT:07 COUNTY:HERNANDO
ROADWAY ID:08002000 PROJECT LENGTH: 2.517MI

FUND CODE 2018

PHASE: PRELIMINARY ENGINEERING / RESPONSIBLE AGENCY: MANAGED BY FDOT
SL 150,079

TOTAL 416735 1 159,079
TOTAL 416735 1 159,079

SIS
TYPE OF WORK:ADD LANES & REHABILITATE PVMNT
LANES EXIST/IMPROVED/ADDED: 4/ 4/ 2

ITEM NUMBER:427996 3 PROJECT DESCRIPTION:POWELL RD FROM SPRING PARK WAY TO W OF CALIFORNIA ST
DISTRICT:07 COUNTY:HERNANDO
ROADWAY ID:08000036 PROJECT LENGTH: .790MI

FUND CODE 2018

PHASE: PRELIMINARY ENGINEERING / RESPONSIBLE AGENCY: MANAGED BY FDOT
TALT 2,000

PHASE: CONSTRUCTION / RESPONSIBLE AGENCY: MANAGED BY FDOT
TALT 12,597

NON-SIS
TYPE OF WORK:SIDEWALK
LANES EXIST/IMPROVED/ADDED: 2/ 0/ 0

Hernando/Citrus MPO

PAGE 5
HERNANDO-CITRUS MPO

FLORIDA DEPARTMENT OF TRANSPORTATION
OFFICE OF WORK PROGRAM
ANNUAL OBLIGATIONS REPORT
=====

DATE RUN: 10/02/2018
TIME RUN: 08.45.25
MBROBLTP

HIGHWAYS
=====

PHASE: CONSTRUCTION / RESPONSIBLE AGENCY: MANAGED BY HERNANDO COUNTY BOARD OF COUNTY
TALL 358,562
TALT 750,674
TOTAL 427996 3 1,123,833
TOTAL 427996 3 1,123,833

ITEM NUMBER:430051 2 PROJECT DESCRIPTION:SR 50 FROM LOCKHART RD TO E OF REMINGTON RD
DISTRICT:07 COUNTY:HERNANDO
ROADWAY ID:08070000 PROJECT LENGTH: .355MI TYPE OF WORK:ADD LANES & REHABILITATE PVMNT *SIS*
LANES EXIST/IMPROVED/ADDED: 4/ 4/ 2

FUND CODE 2018

PHASE: PRELIMINARY ENGINEERING / RESPONSIBLE AGENCY: MANAGED BY FDOT
NHPP 3,325
TOTAL 430051 2 3,325
TOTAL 430051 2 3,325

ITEM NUMBER:432720 1 PROJECT DESCRIPTION:US 19 (SR 55) FROM S OF TOUCAN TRL TO CORTEZ BLVD
DISTRICT:07 COUNTY:HERNANDO
ROADWAY ID:08020000 PROJECT LENGTH: 3.428MI TYPE OF WORK:RESURFACING *SIS*
LANES EXIST/IMPROVED/ADDED: 6/ 6/ 0

FUND CODE 2018

PHASE: CONSTRUCTION / RESPONSIBLE AGENCY: MANAGED BY FDOT
SA 120,715
TOTAL 432720 1 120,715
TOTAL 432720 1 120,715

ITEM NUMBER:433695 1 PROJECT DESCRIPTION:DELTONA BLVD FROM S OF FOUNDER RD TO PHILATELIC DR
DISTRICT:07 COUNTY:HERNANDO
ROADWAY ID:08000010 PROJECT LENGTH: 1.723MI TYPE OF WORK:SIDEWALK *NON-SIS*
LANES EXIST/IMPROVED/ADDED: 2/ 0/ 0

FUND CODE 2018

PHASE: PRELIMINARY ENGINEERING / RESPONSIBLE AGENCY: MANAGED BY FDOT
TALT 1,500
PHASE: CONSTRUCTION / RESPONSIBLE AGENCY: MANAGED BY FDOT
TALT 11,597
PHASE: CONSTRUCTION / RESPONSIBLE AGENCY: MANAGED BY HERNANDO COUNTY BOARD OF COUNTY
TALL 4,418
TALT 507,568
TOTAL 433695 1 525,083
TOTAL 433695 1 525,083

ITEM NUMBER:433714 1 PROJECT DESCRIPTION:LINDEN DR FROM CORONADO DR TO SPRING HILL DR
DISTRICT:07 COUNTY:HERNANDO
ROADWAY ID:08900002 PROJECT LENGTH: .953MI TYPE OF WORK:SIDEWALK *NON-SIS*
LANES EXIST/IMPROVED/ADDED: 2/ 0/ 0

FUND CODE 2018

PHASE: PRELIMINARY ENGINEERING / RESPONSIBLE AGENCY: MANAGED BY FDOT
TALT 1,000

Hernando/Citrus MPO

PAGE 6
HERNANDO-CITRUS MPO

FLORIDA DEPARTMENT OF TRANSPORTATION
OFFICE OF WORK PROGRAM
ANNUAL OBLIGATIONS REPORT

HIGHWAYS

DATE RUN: 10/02/2018
TIME RUN: 08.45.25
MBROBLTP

PHASE: PRELIMINARY ENGINEERING / RESPONSIBLE AGENCY: MANAGED BY HERNANDO COUNTY BOARD OF COUNTY
TALT
TOTAL 433714 1 45,000
TOTAL 433714 1 46,000
TOTAL 433714 1 46,000

ITEM NUMBER:434499 1 PROJECT DESCRIPTION:QUALITY DR/MED BLVD FM MARINER TO FARNSWORTH FM QUALITY DR TO CR 578 *NON-SIS*
DISTRICT:07 COUNTY:HERNANDO TYPE OF WORK:SIDEWALK
ROADWAY ID:08900005 PROJECT LENGTH: 1.186MI LANES EXIST/IMPROVED/ADDED: 1/ 0/ 0
FUND CODE 2018
PHASE: PRELIMINARY ENGINEERING / RESPONSIBLE AGENCY: MANAGED BY FDOT TALL -441
PHASE: PRELIMINARY ENGINEERING / RESPONSIBLE AGENCY: MANAGED BY HERNANDO COUNTY BOARD OF COUNTY TALT -27,509
PHASE: CONSTRUCTION / RESPONSIBLE AGENCY: MANAGED BY FDOT TALT -3,728
TOTAL 434499 1 -31,678
TOTAL 434499 1 -31,678

ITEM NUMBER:436708 1 PROJECT DESCRIPTION:DELTONA BLVD FROM SPRING HILL DR TO BEGONIA ST *NON-SIS*
DISTRICT:07 COUNTY:HERNANDO TYPE OF WORK:SIDEWALK
ROADWAY ID:08000010 PROJECT LENGTH: .634MI LANES EXIST/IMPROVED/ADDED: 2/ 0/ 0
FUND CODE 2018
PHASE: PRELIMINARY ENGINEERING / RESPONSIBLE AGENCY: MANAGED BY FDOT SR2T 5,000
TOTAL 436708 1 5,000
TOTAL 436708 1 5,000

ITEM NUMBER:436709 1 PROJECT DESCRIPTION:WESTSIDE ELEMENTARY - KENLAKE, APLEGATE, AIRMONT, TYLER, HALSTAD *NON-SIS*
DISTRICT:07 COUNTY:HERNANDO TYPE OF WORK:SIDEWALK
ROADWAY ID: PROJECT LENGTH: .000 LANES EXIST/IMPROVED/ADDED: 0/ 0/ 0
FUND CODE 2018
PHASE: PRELIMINARY ENGINEERING / RESPONSIBLE AGENCY: MANAGED BY FDOT SR2T 1,000
PHASE: PRELIMINARY ENGINEERING / RESPONSIBLE AGENCY: MANAGED BY HERNANDO COUNTY BOARD OF COUNTY SR2T 64,479
TOTAL 436709 1 65,479
TOTAL 436709 1 65,479

ITEM NUMBER:436712 1 PROJECT DESCRIPTION:BROOKSVILLE ELEMENTARY - HOWELL AVE FROM CROOM RD TO US 41/BROAD ST *NON-SIS*
DISTRICT:07 COUNTY:HERNANDO TYPE OF WORK:SIDEWALK
ROADWAY ID:08000007 PROJECT LENGTH: .819MI LANES EXIST/IMPROVED/ADDED: 2/ 0/ 0
FUND CODE 2018
PHASE: PRELIMINARY ENGINEERING / RESPONSIBLE AGENCY: MANAGED BY FDOT SR2T 1,000

Hernando/Citrus MPO

PAGE 7
HERNANDO-CITRUS MPO

FLORIDA DEPARTMENT OF TRANSPORTATION
OFFICE OF WORK PROGRAM
ANNUAL OBLIGATIONS REPORT
=====

DATE RUN: 10/02/2018
TIME RUN: 08.45.25
MEROBLTP

HIGHWAYS
=====

PHASE: PRELIMINARY ENGINEERING / RESPONSIBLE AGENCY: MANAGED BY HERNANDO COUNTY BOARD OF COUNTY
SR2S 34,746
SR2T 19,053
TOTAL 436712 1 54,799
TOTAL 436712 1 54,799

ITEM NUMBER:439448 1 PROJECT DESCRIPTION:US 98/SR 700/PONCE DE LEON FR S OF CITRUS WAY/CR491 TO N OF CITRUS WAY *NON-SIS*
DISTRICT:07 COUNTY:HERNANDO TYPE OF WORK:ROUNDABOUT
ROADWAY ID:08080000 PROJECT LENGTH: .669MI LANES EXIST/IMPROVED/ADDED: 2/ 2/ 0

FUND CODE 2018

PHASE: PRELIMINARY ENGINEERING / RESPONSIBLE AGENCY: MANAGED BY FDOT
HSP 100,000
TOTAL 439448 1 100,000
TOTAL 439448 1 100,000
TOTAL DIST: 07 62,808,721
TOTAL HIGHWAYS 62,808,721

Hernando/Citrus MPO

PAGE 8
HERNANDO-CITRUS MPO

FLORIDA DEPARTMENT OF TRANSPORTATION
OFFICE OF WORK PROGRAM
ANNUAL OBLIGATIONS REPORT

PLANNING

DATE RUN: 10/02/2018
TIME RUN: 08.45.25
MEROBLTP

ITEM NUMBER: 437264 1 PROJECT DESCRIPTION: COAST TO COAST (C2C) TRAIL ALTERNATE ROUTE FEASIBILITY STUDY
DISTRICT: 07 COUNTY: HERNANDO
ROADWAY ID: PROJECT LENGTH: .000

FUND CODE 2018

PHASE: PRELIMINARY ENGINEERING / RESPONSIBLE AGENCY: MANAGED BY HERNANDO COUNTY BOCC
SA

TOTAL 437264 1	146,066
TOTAL 437264 1	146,066

NON-SIS
TYPE OF WORK: BIKE PATH/TRAIL
LANES EXIST/IMPROVED/ADDED: 0/ 0/ 0

ITEM NUMBER: 439335 1 PROJECT DESCRIPTION: HERNANDO/CITRUS FY 2016/2017-2017/2018 UFWP
DISTRICT: 07 COUNTY: HERNANDO
ROADWAY ID: PROJECT LENGTH: .000

FUND CODE 2018

PHASE: PRELIMINARY ENGINEERING / RESPONSIBLE AGENCY: RESPONSIBLE AGENCY NOT AVAILABLE
PL

TOTAL 439335 1	540,599
TOTAL 439335 1	540,599

NON-SIS
TYPE OF WORK: TRANSPORTATION PLANNING
LANES EXIST/IMPROVED/ADDED: 0/ 0/ 0

ITEM NUMBER: 439335 2 PROJECT DESCRIPTION: HERNANDO/CITRUS FY 2018/2019-2019/2020 UFWP
DISTRICT: 07 COUNTY: HERNANDO
ROADWAY ID: PROJECT LENGTH: .000

FUND CODE 2018

PHASE: PRELIMINARY ENGINEERING / RESPONSIBLE AGENCY: RESPONSIBLE AGENCY NOT AVAILABLE
PL

TOTAL 439335 2	150,157
TOTAL 439335 2	150,157
TOTAL DIST: 07	836,822
TOTAL PLANNING	836,822

NON-SIS
TYPE OF WORK: TRANSPORTATION PLANNING
LANES EXIST/IMPROVED/ADDED: 0/ 0/ 0

Hernando/Citrus MPO

PAGE 9
HERNANDO-CITRUS MPO

FLORIDA DEPARTMENT OF TRANSPORTATION
OFFICE OF WORK PROGRAM
ANNUAL OBLIGATIONS REPORT
=====

DATE RUN: 10/02/2018
TIME RUN: 08.45.25
MEROBLTP

MISCELLANEOUS
=====

ITEM NUMBER: 437349 1 PROJECT DESCRIPTION: WITHLACOCHEE-DUNNELLON TRAIL CONNECTOR FM N END WITHLA. TO S END DUNN *NON-SIS*
DISTRICT: 07 COUNTY: CITRUS TYPE OF WORK: BIKE PATH/TRAIL
ROADWAY ID: PROJECT LENGTH: .000 LANES EXIST/IMPROVED/ADDED: 0/ 0/ 0

FUND CODE	2018
PHASE: PRELIMINARY ENGINEERING / RESPONSIBLE AGENCY: MANAGED BY PDOT	
TALT	85,000
TOTAL 437349 1	85,000
TOTAL 437349 1	85,000

Hernando/Citrus MPO

PAGE 10
HERNANDO-CITRUS MPO

FLORIDA DEPARTMENT OF TRANSPORTATION
OFFICE OF WORK PROGRAM
ANNUAL OBLIGATIONS REPORT
=====

DATE RUN: 10/02/2018
TIME RUN: 08.45.25
MEROBLTP

MISCELLANEOUS
=====

ITEM NUMBER: 435720 1	PROJECT DESCRIPTION: GOOD NEIGHBOR TRL CONNECTOR FM W OF SUNCOAST PKWY TO SR 50/CORTEZ BLVD	*SIS*
DISTRICT: 07	COUNTY: HERNANDO	TYPE OF WORK: BIKE PATH/TRAIL
ROADWAY ID: 08040000	PROJECT LENGTH: 4.075MI	LANES EXIST/IMPROVED/ADDED: 6/ 0/ 0
FUND CODE	2018	

PHASE: PRELIMINARY ENGINEERING / RESPONSIBLE AGENCY: MANAGED BY PDOT		
EB	24,474	
TALL	15,626	
TALT	262,889	
TOTAL 435720 1	302,989	
TOTAL 435720 1	302,989	

ITEM NUMBER: 436711 1	PROJECT DESCRIPTION: EXPLORER K8 SCHOOL VARIOUS LOCATIONS	*NON-SIS*
DISTRICT: 07	COUNTY: HERNANDO	TYPE OF WORK: SIDEWALK
ROADWAY ID:	PROJECT LENGTH: .000	LANES EXIST/IMPROVED/ADDED: 0/ 0/ 0
FUND CODE	2018	

PHASE: PRELIMINARY ENGINEERING / RESPONSIBLE AGENCY: MANAGED BY PDOT		
SR2T	4,000	
TOTAL 436711 1	4,000	
TOTAL 436711 1	4,000	
TOTAL DIST: 07	391,989	
TOTAL MISCELLANEOUS	391,989	

GRAND TOTAL 64,037,532

***APPENDIX B
PERFORMANCE
MANAGEMENT***

Performance Management Requirements For Hernando-Citrus Metropolitan Planning Organization Transportation Improvement Programs

April 2019

TABLE OF CONTENTS

1 - PURPOSE.....	164
2 - BACKGROUND.....	165
3 - HIGHWAY SAFETY MEASURES (PM1).....	166
4 - PAVEMENT & BRIDGE CONDITION MEASURES (PM2).....	170
5 - SYSTEM PERFORMANCE PROGRAM MEASURES (PM3).....	173
6 - TRANSIT ASSET MANAGEMENT MEASURES.....	177
7 - TRANSIT SAFETY PERFORMANCE.....	183
EXHIBIT 1: TPM CONSENSUS PLANNING DOCUMENT.....	186

1 - PURPOSE

This document is incorporate in Transportation Improvement Programs (TIP) demonstrating that federal transportation performance management rules. Updates or amendments to the TIP will incorporate these measures and related information no later than:

- May 27, 2018 for Highway Safety measures (PM1);
- October 1, 2018 for Transit Asset Management (TAM) measures;
- May 20, 2019 for Pavement and Bridge Condition measures (PM2);
- May 20, 2019 for System Performance measures (PM3); and
- July 20, 2021 for Transit Safety measures.

The document is consistent with the Transportation Performance Measures Consensus Planning Document developed jointly by the Florida Department of Transportation (FDOT) and the Metropolitan Planning Organization Advisory Council. This document outlines the roles of FDOT, the MPOs, and the public transportation providers in the MPO planning areas to ensure consistency to the maximum extent practicable in satisfying the transportation performance management requirements promulgated by the United States Department of Transportation in Title 23 Parts 450, 490, 625, and 673 of the Code of Federal Regulations (23 CFR).

The document is organized as follows:

- Section 2 provides a brief background on transportation performance management;
- Section 3 covers the Highway Safety measures (PM1);
- Section 4 covers the Pavement and Bridge Condition measures (PM2);
- Section 5 covers System Performance measures (PM3); and
- Section 6 covers Transit Asset Management (TAM) measures;
- Section 7 covers Transit Safety measures.

2 - BACKGROUND

Performance management is a strategic approach to connect investment and policy decisions to help achieve performance goals. Performance measures are quantitative criteria used to evaluate progress. Performance measure targets are the benchmarks against which progress is assessed using available data. The Moving Ahead for Progress in the 21st Century Act (MAP-21) requires state departments of transportation (DOT) and metropolitan planning organizations (MPO) to conduct performance-based planning by tracking performance measures and establishing data-driven targets to improve those measures. Performance-based planning ensures the most efficient investment of transportation funds by increasing accountability, providing transparency, and linking investment decisions to key outcomes related to seven national goals:

- Improving safety;
- Maintaining infrastructure condition;
- Reducing traffic congestion;
- Improving the efficiency of the system and freight movement;
- Protecting the environment; and
- Reducing delays in project delivery.

The Fixing America's Surface Transportation (FAST) Act supplements MAP-21 by establishing timelines for state DOTs and MPOs to comply with the requirements of MAP-21. The Florida Department of Transportation (FDOT) and MPOs must coordinate when selecting PM1, PM2, and PM3 performance targets, and public transportation providers must coordinate with states and MPOs in the selection of state and MPO transit asset management and transit safety performance targets. FDOT and the MPOAC developed the TPM Consensus Planning Document to describe the processes through which FDOT, the MPOs, and the providers of public transportation in MPO planning areas will cooperatively develop and share information related to transportation performance management and target setting. The TPM Consensus Planning Document is incorporated into this Appendix as Exhibit 1.

3 - HIGHWAY SAFETY MEASURES (PM1)

Safety is the first national goal identified in the FAST Act. In March 2016, the Highway Safety Improvement Program (HSIP) and Safety Performance Management Measures Rule (Safety PM Rule) was finalized and published in the *Federal Register*. The rule requires MPOs to establish targets for the following safety-related performance measures and report progress to the state DOT:

1. Number of Fatalities;
2. Rate of Fatalities per 100M Vehicle Miles Traveled (VMT); and
3. Number of Serious Injuries;
4. Rate of Serious Injuries per 100M VMT; and
5. Number of Nonmotorized Fatalities and Serious Injuries.

Statewide Targets

On August 31, 2015, FDOT established statewide performance targets for the safety measures. On September 18, 2018, the Hernando-Citrus MPO agreed to support FDOT’s statewide safety performance targets, thus agreeing to plan and program projects in the TIP that once implemented, are anticipated to make progress toward achieving the statewide targets. Table 3.1 presents the statewide and MPO safety targets.

Table 3.1. Statewide and MPO Safety Performance Targets

		MPO Target (2019)
Number of fatalities	0	0
Rate of fatalities per 100 million vehicle miles traveled (VMT)	0	0
Number of serious Injuries	0	0
Rate of serious injures per 100 million vehicle miles traveled (VMT)	0	0

Number of non-motorized fatalities and serious injuries	0	0
---	---	---

FDOT adopted Vision Zero in 2012. This, in effect, became FDOT’s target for zero traffic fatalities and quantified the policy set by Florida’s Legislature 35 years ago (Section 334.046(2), Florida Statutes, emphasis added):

“ The mission of the Department of Transportation shall be to provide a safe statewide transportation system...”

Safety is the first goal of the Florida Transportation Plan (FTP), the state’s long-range transportation plan, and the emphasis of Florida’s Strategic Highway Safety Plan (SHSP). The FTP, published in 2015, includes the number of transportation-related fatalities as an indicator to watch. The SHSP, published in 2012 and, most recently, in 2016, specifically embraces Vision Zero (“Driving Down Fatalities”) and identifies potential strategies to achieve zero traffic deaths. The 2016 SHSP was developed in coordination with Florida’s 27 MPOs through Florida’s Metropolitan Planning Organization Advisory Council (MPOAC). The SHSP development process included review of safety-related goals, objectives, and strategies in MPO plans. The SHSP guides FDOT, MPOs, and other safety partners in addressing safety and defines a framework for implementation activities to be carried out throughout the state.

The Florida Highway Safety Improvement Program (HSIP) annual report documents the statewide performance toward the zero deaths vision. For the 2018 HSIP annual report, FDOT established 2019 statewide safety performance targets at “0” for each safety performance measure to reflect the Department’s vision of zero deaths.

The Hernando-Citrus MPO, along with FDOT and other traffic safety partners, shares a high concern about the upward trending of traffic crashes, both statewide and nationally. As such, the Hernando-Citrus MPO supports FDOT’s statewide 2019 safety targets. The safety initiatives within this TIP are intended to contribute toward achieving these targets.

Safety performance measure targets are required to be adopted on an annual basis. FDOT, in August of each calendar year, will report the following year’s targets in the HSIP Annual Report. After FDOT adopts the targets, the MPO is required to either adopt FDOT’s targets or establish its own targets by the following February.

Performance Measure	2011-2015 Average	2011-2015 % Change	2012-2016 Average	2012-2016 % Change	2013-2017 Average	2013-2017 % Change
Average Annual Fatalities ¹	49.2	4.7%	49.6	.8%	54	8.9%
Average Annual Serious Injuries ²	445	3.8%	461.2	3.6%	482.4	4.6%
Average Annual Fatality Rates ³	1.71	3.9%	1.458	-0.9%	1.541	5.7%
Average Annual Serious Injury Rates ⁴	13.329	3.1%	13.560	1.7%	13.794	1.7%
Average Annual Pedestrian and Bicyclist Fatalities and Serious Injuries ⁵	41	13.3%	43	4.9%	42.8	-0.5%
Average Annual Fatalities ¹	49.2	4.7%	49.6	.8%	54	8.9%

-
- 1 The average number of fatalities per year is the sum of the annual total fatalities for each year in the range divided by 5, to one decimal place. Fatalities are individuals listed on a Florida Traffic Crash Report (FTCR) form with injury code “5” – fatal (within 30 days).
 - 2 The average number of serious injuries per year is the sum of the annual total serious injuries for each year in the range divided by 5, to one decimal place. Serious injuries are individuals listed on an FTCR form with injury code “4” – incapacitating.
 - 3 The average fatality rate is an average of the yearly rate figures for the years in the range, to three decimal places. Each yearly rate is calculated by dividing the total number of fatalities for the year by the total traffic volume for the year. Traffic volume is expressed in 100 Million Vehicle-Miles and is the Daily Vehicle-Miles Traveled (sum for the region of the counts of vehicles per day times the length of the segments associated with the traffic) times the number of days in the year, divided by 100,000,000. This yields an annual volume of Vehicle-Miles. The number of fatalities divided by the traffic volume is the annual fatality rate. This measure averages the five annual rates within the measurement window and does NOT use the cumulative five-year fatalities over the cumulative five-year traffic volume.
 - 4 The average serious injury rate is an average of the yearly rate figures for the years in the range, to three decimal places. Each yearly rate is calculated by dividing the total number of serious injuries for the year by the total traffic volume for the year. See (3) above for an explanation of traffic volume. The same traffic volume figure is used here in the same way.
 - 5 The average serious injury rate is an average of the yearly rate figures for the years in the range, to three decimal places. Each yearly rate is calculated by dividing the total number of serious injuries for the year by the total traffic volume for the year. See (3) above for an explanation of traffic volume. The same traffic volume figure is used here in the same way.

Trends Analysis

The TIP development process, consistent with the process used to develop the MPO’s Long-Range Transportation Plan, includes analysis of safety data trends, including the location and factors associated with crashes with emphasis on fatalities and serious injuries. These data are used to help identify regional safety issues and potential safety strategies for the LRTP and TIP.

Safety Programs in the TIP

The TIP includes projects that fall into specific investment priorities established by the MPO in the LRTP to reduce crashes and fatalities. These programs are consistent with the SHS plan. This includes safety programs such as:

- Installation of school flashing signals, roadway lighting, traffic calming, traffic signals, bike lanes, sidewalks.
- Safe Routes to Schools education/enforcement activities, pedestrian/bicycle safety education.

The MPO also participates on the Community Traffic Safety Team

Investment Priorities in the TIP

The TIP includes specific investment priorities that support all of the MPO's goals including safety, using a prioritization and project selection process established in the LRTP. The MPO has developed a TIP project selection process that identifies and prioritizes projects aimed at improving transportation safety.

Going forward, the project evaluation and prioritization processes used in the LRTP and the TIP will continue to use a data-driven strategy that considers stakeholder input to evaluate projects that have an anticipated effect of reducing both fatal and injury crashes.

The program of projects identified through this process are anticipated to contribute toward achievement of the safety targets. The safety infrastructure investments are targeted at specific opportunities to improve safety. This includes highway lighting, capacity, resurfacing, bicycle lane, sidewalk and intersection improvements. and safety education programs.

In addition to the specific safety programs included in the TIP, other programs also consider safety as a key factor. Safety impacts are considered in the evaluation of proposed preservation, capacity, and operations projects, including projects on Florida's Strategic Intermodal System as well as regionally significant facilities identified in the LRTP.

All projects in this TIP inherently support progress towards achieving the safety performance targets, through their adherence to the MPOs policies, programs, and standards related to safety.

4 - PAVEMENT & BRIDGE CONDITION MEASURES (PM2)

In January 2017, USDOT published the Pavement and Bridge Condition Performance Measures Final Rule, which is also referred to as the PM2 rule.

This rule establishes the following six performance measures:

1. Percent of Interstate pavements in good condition;
2. Percent of Interstate pavements in poor condition;
3. Percent of non-Interstate National Highway System (NHS) pavements in good condition;
4. Percent of non-Interstate NHS pavements in poor condition;
5. Percent of NHS bridges (by deck area) classified as in good condition; and
6. Percent of NHS bridges (by deck area) classified as in poor condition.

For the pavement measures, five pavement metrics are used to assess condition:

- International Roughness Index (IRI) - an indicator of roughness; applicable to all asphalt and concrete pavements;
- Cracking percent - percentage of the pavement surface exhibiting cracking; applicable to all asphalt and concrete pavements;
- Rutting - extent of surface depressions; applicable to asphalt pavements;
- Faulting - vertical misalignment of pavement joints; applicable to certain types of concrete pavements; and
- Present Serviceability Rating (PSR) – a quality rating applicable only to certain lower speed roads.

For each pavement metric, a threshold is used to establish good, fair, or poor condition. Pavement condition is assessed for each 0.1 mile section of the through travel lanes of mainline highways on the Interstate or the non-Interstate NHS using these metrics and thresholds. A pavement section is rated as good if all three metric ratings are good, and poor if two or more metric ratings are poor. Sections that are not good or poor are considered fair.

The good/poor measures are expressed as a percentage and are determined by summing the total lane-miles of good or poor highway segments and dividing by the total lane-miles of all highway segments on the applicable system. Pavement in good condition suggests that

no major investment is needed and should be considered for preservation treatment. Pavement in poor condition suggests major reconstruction investment is needed due to either ride quality or a structural deficiency.

The bridge condition measures refer to the percentage of bridges by deck area on the NHS that are in good condition or poor condition. The measures assess the condition of four bridge components: deck, superstructure, substructure, and culverts. Each component has a metric rating threshold to establish good, fair, or poor condition. Each bridge on the NHS is evaluated using these ratings. If the lowest rating of the four metrics is greater than or equal to seven, the structure is classified as good. If the lowest rating is less than or equal to four, the structure is classified as poor. If the lowest rating is five or six, it is classified as fair.

The bridge measures are expressed as the percent of NHS bridges in good or poor condition. The percent is determined by summing the total deck area of good or poor NHS bridges and dividing by the total deck area of the bridges carrying the NHS. Deck area is computed using structure length and either deck width or approach roadway width.

A bridge in good condition suggests that no major investment is needed. A bridge in poor condition is safe to drive on; however, it are nearing a point where substantial reconstruction or replacement is needed.

Federal rules require state DOTs and MPOs to coordinate when setting pavement and bridge condition performance targets and monitor progress towards achieving the targets. States must establish:

- Four-year statewide targets for the percent of interstate pavements in good and poor condition;
- Two-year and four-year targets for the percent of non-Interstate NHS pavements in good and poor condition; and
- Two-year and four-year targets for the percent of NHS bridges (by deck area) in good and poor condition.

MPOs must set four-year targets for all six measures. MPOs can either agree to program projects that will support the statewide targets or establish their own quantifiable targets for the MPO's planning area.

Statewide Targets

On May 18, 2018, FDOT established statewide performance targets for the pavement and bridge measures. On September 18, 2018 the Hernando-Citrus MPO agreed to support FDOT's statewide pavement and bridge performance targets, thus agreeing to plan and program projects in the TIP that once implemented, are anticipated to make progress toward achieving the statewide targets. Table 4.1 shows the statewide targets:

Table 4.1. Statewide Pavement and Bridge Condition Performance Targets

Performance Measure	2-year Statewide Target (2019)	4-year Statewide Target (2021)
Percent of Interstate pavements in good condition	Not required	60%
Percent of Interstate pavements in poor condition	Not required	5%
Percent of non-Interstate NHS pavements in good condition	40%	40%
Percent of non-Interstate NHS pavements in poor condition	5%	5%
Percent of NHS bridges (by deck area) in good condition	50%	50%
Percent of NHS bridges (by deck area) in poor condition	10%	10%

For comparative purposes, current statewide conditions are as follows:

- 66 percent of the Interstate pavement is in good condition and 0.1 percent is in poor condition;
- 45 percent of the non-Interstate NHS pavement is in good condition and 0.4 percent is in poor condition; and
- 72 percent of NHS bridges (by deck area) is in good condition and 1 percent is in poor condition.

In determining its approach to establishing performance targets for the federal pavement and bridge condition performance measures, FDOT considered many factors. To begin with, FDOT is mandated by Florida Statute 334.046 to preserve the state's pavement and bridges to specific standards. To adhere to the statutory guidelines, FDOT prioritizes funding allocations to ensure the current transportation system is adequately preserved and maintained before funding is allocated for capacity improvements. These statutory guidelines envelope the statewide federal targets that have been established for pavements and bridges.

In addition, MAP-21 requires FDOT to develop a Transportation Asset Management Plan (TAMP) for all NHS pavements and bridges within the state. The TAMP must include investment strategies leading to a program of projects that would make progress toward achievement of the state DOT targets for asset condition and performance of the NHS. FDOT's TAMP was updated to reflect MAP-21 requirements in 2018.

Further, the federal pavement condition measures require a new methodology that is a departure from the methods currently used by FDOT and uses different ratings and pavement segment lengths. For bridge condition, the performance is measured in deck area under the federal measure, while the FDOT programs its bridge repair or replacement work on a bridge by bridge basis. As such, the federal measures are not directly comparable to the methods that are most familiar to FDOT.

In consideration of these differences, as well as other unknowns and unfamiliarity associated with the new required processes, FDOT took a conservative approach when establishing its initial pavement and bridge condition targets. It is the intent of FDOT to meet or exceed the established performance targets.

The Hernando-Citrus MPO TIP reflects investment priorities established in the Hernando-Citrus 2040 Long Range Transportation Plan. The focus of MPO's investments in bridge and pavement condition are listed on the List of Priority Projects listed on page 139 and 140.

The projects included in the TIP are consistent with FDOT's Five Year Work Program, and therefore to FDOT's approach to prioritize funding to ensure the transportation system is adequately preserved and maintained. Per federal planning requirements, the state selects projects on the NHS in cooperation with the MPO from the approved TIP. Given the significant resources devoted in the TIP to pavement and bridge projects, the MPO anticipates that once implemented, the TIP will contribute to progress towards achieving the statewide pavement and bridge condition performance targets.

5. SYSTEM PERFORMANCE, FREIGHT, & CONGESTION MITIGATION & AIR QUALITY IMPROVEMENT PROGRAM MEASURES (PM3)

In January 2017, USDOT published the System Performance/Freight/CMAQ Performance Measures Final Rule to establish measures to assess passenger and freight performance on the Interstate and non-Interstate National Highway System (NHS), and traffic congestion and on-road mobile source emissions in areas that do not meet federal National Ambient Air Quality Standards (NAAQS). The rule, which is referred to as the PM3 rule, requires state DOTs and MPOs to establish targets for the following six performance measures:

National Highway Performance Program (NHPP)

1. Percent of person-miles on the Interstate system that are reliable, also referred to as Level of Travel Time Reliability (LOTTR);
2. Percent of person-miles on the non-Interstate NHS that are reliable (LOTTR);

National Highway Freight Program (NHFP)

3. Truck Travel Time Reliability index (TTTR);

Congestion Mitigation and Air Quality Improvement Program (CMAQ)

4. Annual hours of peak hour excessive delay per capita (PHED);

5. Percent of non-single occupant vehicle travel (Non-SOV); and
6. Cumulative 2-year and 4-year reduction of on-road mobile source emissions (NO_x, VOC, CO, PM₁₀, and PM_{2.5}) for CMAQ funded projects.

In Florida, only the two LOTTR performance measures and the TTTR performance measure apply. Because all areas in Florida meet current NAAQS, the last three listed measures above pertaining to the CMAQ Program do not currently apply in Florida. A description of the applicable measures follows.

LOTTR Measures

The LOTTR performance measure assesses the percent of person-miles traveled on the Interstate or the non-Interstate NHS that are reliable. LOTTR is defined as the ratio of longer travel times (80th percentile) to a normal travel time (50th percentile) over of all applicable roads, across four time periods between the hours of 6 a.m. and 8 p.m. each day. The measure is expressed as the percent of person-miles traveled on the Interstate or Non-Interstate NHS system that are reliable. Person-miles take into account the number of people traveling in buses, cars, and trucks over these roadway segments.

TTTR Measure

The TTTR performance measure assesses the reliability index for trucks traveling on the interstate. A TTTR ratio is generated by dividing the 95th percentile truck travel time by a normal travel time (50th percentile) for each segment of the Interstate system over specific time periods throughout weekdays and weekends. This is averaged across the length of all Interstate segments in the state or metropolitan planning organization (MPO) planning area to determine the TTTR index.

Federal rules require state DOTs and MPOs to coordinate when setting LOTTR and TTTR performance targets and monitor progress towards achieving the targets. States must establish:

- Two-year and four-year statewide targets for percent of person-miles on the Interstate system that are reliable;
- Four-year targets for the percent of person-miles on the non-Interstate NHS that are reliable⁶; and
- Two-year and four-year targets for truck travel time reliability

⁶ Beginning with the second performance period covering January 1, 2022 to December 31, 2025, two year targets will be required in addition to four-year targets for the percent of person-miles on the non-Interstate NHS that are reliable measure.

MPOs must establish four-year targets for all three measures. MPOs can either agree to program projects that will support the statewide targets, or establish their own quantifiable targets for the MPO’s planning area.

Statewide Targets

On May 18, 2018, FDOT established statewide performance targets for the system performance measures. On February 19, 2019, the Hernando-Citrus MPO agreed to support FDOT’s statewide system performance targets, thus agreeing to plan and program projects in the TIP that once implemented, are anticipated to make progress toward achieving the statewide targets. Table 5.1 presents the statewide and MPO targets.

Table 5.1. Statewide System Performance and Freight Targets

Performance Measure	2-year Statewide Target (2019)	4-year Statewide Target (2021)
Percent of person-miles on the Interstate system that are reliable (Interstate LOTTR)	75%	70%
Percent of person-miles on the non-Interstate NHS that are reliable (Non-Interstate NHS LOTTR)	Not Required ⁵	50%
Truck travel time reliability (TTTR)	1.75	2.00

For comparative purposes, current statewide conditions are as follows:

- 82 percent of person-miles traveled on the Interstate are reliable;
- 84 percent of person-miles traveled on the non-Interstate are reliable; and
- 1.43 truck travel time reliability index.

In establishing these targets, FDOT reviewed external and internal factors that may affect reliability; analyzed travel time data from the National Performance Management Research Dataset (NPMRDS) for the years 2014 to 2017 and developed a sensitivity analysis indicating the level of risk for road segments to become unreliable.

The federal travel time reliability measures follow a new methodology that differ from prior Florida efforts. In addition, beginning in 2017, the NPMRDS expanded its coverage of travel segments, and a new vendor began to supply the dataset, creating a difference in reliability

performance results on non-Interstate NHS segments between pre-2017 trends and later trends. These factors create challenges for establishing a confident trend line to inform target setting for the next two to four years.

In consideration of these differences, as well as other unknowns and unfamiliarity associated with the new required processes, FDOT took a conservative approach when establishing its initial statewide system performance and freight targets. It is the intent of FDOT to meet or exceed the established performance targets. System performance and freight are addressed through several statewide initiatives:

- Florida's Strategic Intermodal System (SIS) is composed of transportation facilities of statewide and interregional significance. The SIS is a primary focus of FDOT's capacity investments and is Florida's primary network for ensuring a strong link between transportation and economic competitiveness. These facilities, which span all modes and includes highways, are the workhorses of Florida's transportation system and account for a dominant share of the people and freight movement to, from and within Florida. The SIS includes 92 percent of NHS lane miles in the state. Thus, FDOT's focus on improving performance of the SIS goes hand-in-hand with improving the NHS, which is the focus of the FHWA's TPM program. The development of the SIS Five-Year Plan by FDOT considers scores on a range of measures including mobility, safety, preservation, and economic competitiveness as part of FDOT's Strategic Investment Tool (SIT).
- In addition, FDOT's Freight Mobility and Trade Plan (FMTP) defines policies and investments that will enhance Florida's economic development efforts into the future. The FMTP's Investment Element is specifically intended to identify freight needs, identify criteria for state investments in freight, and prioritize freight investments across modes. In February 2018, FHWA approved the FMTP as FDOT's State Freight Plan.
- FDOT also developed and refined a methodology to identify freight bottlenecks on Florida's SIS on an annual basis using vehicle probe data and travel time reliability measures. Identification of bottlenecks and estimation of their delay impact aids FDOT in focusing on relief efforts and ranking them by priority. In turn, this information is incorporated into FDOT's SIT to help identify the most important SIS capacity projects to relieve congestion.

The Hernando-Citrus MPO TIP reflects investment priorities established in the Hernando-Citrus 2040 Long Range Transportation Plan. The focus of the MPO's investments that address system performance and freight can be found in the Five-Year Funded Projects of this document beginning on page 19. Those projects include:

- Corridor improvements
- Intersection improvements (on NHS roads)
- Projects evaluated in the CMP and selected for the TIP
- Investments in transit, bicycle, or pedestrian systems that promote mode shift

- Freight improvements (Interstate) that increase reliability (could include improved weigh stations, addressing identified truck bottlenecks on the Interstate, etc.).
- TSMO/ITS projects or programs
- Travel demand management programs, park and ride lots, etc.

The projects included in the TIP are consistent with FDOT's Five Year Work Program, and therefore to FDOT's approach to prioritize funding to address performance goals and targets. Per federal planning requirements, the state selects projects on the NHS in cooperation with the MPO from the approved TIP. Given the significant resources devoted in the TIP to programs that address system performance and freight, the MPO anticipates that once implemented, the TIP will contribute to progress towards achieving the statewide reliability performance targets.

6 - TRANSIT ASSET MANAGEMENT MEASURES

Transit Asset Performance Measures

On July 26, 2016, FTA published the final Transit Asset Management rule. This rule applies to all recipients and subrecipients of Federal transit funding that own, operate, or manage public transportation capital assets. The rule defines the term “state of good repair,” requires that public transportation providers develop and implement transit asset management (TAM) plans, and establishes state of good repair standards and performance measures for four asset categories: equipment, rolling stock, transit infrastructure, and facilities. The rule became effective on October 1, 2018.

Table 6.1 identifies performance measures outlined in the final rule for transit asset management.

Table 6.1. FTA TAM Performance Measures

Asset Category	Performance Measure
1. Equipment	Percentage of non-revenue, support-service and maintenance vehicles that have met or exceeded their Useful Life Benchmark
2. Rolling Stock	Percentage of revenue vehicles within a particular asset class that have either met or exceeded their Useful Life Benchmark
3. Infrastructure	Percentage of track segments with performance restrictions
4. Facilities	Percentage of facilities within an asset class rated below condition 3 on the TERM scale

For equipment and rolling stock classes, useful life benchmark (ULB) is defined as the expected lifecycle of a capital asset, or the acceptable period of use in service, for a particular transit provider’s operating environment. ULB considers a provider’s unique operating environment such as geography, service frequency, etc. and is not the same as an asset’s useful life.

Public transportation agencies are required to establish and report transit asset management targets annually for the following fiscal year. Each public transit provider or its sponsors must share its targets with each MPO in which the transit provider’s projects and services are programmed in the MPO’s TIP. MPOs are required to establish initial transit asset management targets within 180 days of the date that public transportation providers establish initial targets. However, MPOs are not required to establish transit asset management targets annually each time the transit provider establishes targets. Instead, subsequent MPO targets must be established when the MPO updates or amends the TIP or LRTP. When establishing transit asset management targets, the MPO can either agree to program projects that will support the transit provider targets, or establish its own separate regional transit asset management targets for the MPO planning area. MPO targets may differ from agency targets, especially if there are multiple transit agencies in the MPO planning area.

The TAM rule defines two tiers of public transportation providers based on size parameters. Tier I providers are those that operate rail service or more than 100 vehicles in all fixed route modes, or more than 100 vehicles or more in one non-fixed route mode. Tier II providers are those that are a subrecipient of FTA 5311 funds, or an American Indian Tribe, or have 100 or less vehicles across all fixed route modes or have 100 vehicles or less in one non-fixed route mode. A Tier I provider must establish its own transit asset management targets, as well as report performance and other data to FTA. A Tier II provider has the option to establish its own targets or to participate in a group plan with other Tier II providers whereby targets are established by a plan sponsor, typically a state DOT, for the entire group.

A total of 28 transit providers participated in the FDOT Group TAM Plan (Table 6.2). The participants in the FDOT Group TAM Plan are comprised of the Section 5311 Rural Program and open-door Section 5310 Enhanced Mobility of Seniors & Individuals with

Disabilities FDOT subrecipients. The Group TAM Plan was adopted in October 2018 and covers fiscal years 2018-2019 through 2021-2022.

Table 6.2. Florida Group TAM Plan Participants

District	Participating Transit Providers
1	Good Wheels, Inc Central Florida Regional Planning Council DeSoto County Transportation
2	Suwannee Valley Transit Big Bend Transit Baker County Council on Aging Nassau County Transit Clay Transit Ride Solutions Levy County Transit Ride Solutions Suwannee River Economic Council (SREC)
3	Tri-County Community Council Big Bend District 3 Santa Rosa Transit Gulf County ARC Calhoun Senior Citizen Center Liberty County Transit JTRANS Wakulla Transit
4	<i>No participating providers</i>
5	Sumter Transit Marion Transit Flagler County Public Transportation
6	Key West Transit
7	Neighborly Care Network Mid-Florida Community Service ARC Tampa Bay ARC Nature Coast PARC

The Hernando-Citrus MPO area is served by two (2) transit providers: The Bus in Hernando County and the Citrus Transit in Citrus County. They are considered Tier 1 Providers and have developed a TAM Plan that can be found on pages 177 to 180 in this document.

Public Transportation Provider Targets

On September 18, 2018, the Hernando-Citrus MPO agreed to support The Bus and Citrus Transit’s asset management targets, thus agreeing to plan and program projects in the TIP that once implemented, are anticipated to make progress toward achieving the transit provider targets.

The transit asset management targets are based on the condition of existing transit assets and planned investments in equipment, rolling stock, infrastructure, and facilities. The targets reflect the most recent data available on the number, age, and condition of transit assets, and expectations and capital investment plans for improving these assets. The tables on pages 181 and 182 summarizes both existing conditions for the most recent year available, and the targets.

Table 6.3. Group Transit Asset Management Targets for Tier II Providers

Asset Category - Performance Measure	Asset Class	FY 2019 Asset Conditions	FY 2020 Performance Target
Revenue Vehicles			
Age - % of revenue vehicles within a particular asset class that have met or exceeded their Useful Life Benchmark (ULB)	Automobile	55%	45%
	Bus	15%	13%
	Cutaway Bus	28%	28%
	Mini-Bus	31%	28%
	Mini-Van	13%	11%
	SUV	0%	0%
	Van	47%	34%
Equipment			
Age - % of equipment or non-revenue vehicles within a particular asset class that	Non Revenue/Service Automobile	67%	67%

Asset Category - Performance Measure	Asset Class	FY 2019 Asset Conditions	FY 2020 Performance Target
have met or exceeded their Useful Life Benchmark (ULB)	Trucks and other Rubber Tire Vehicles	50%	40%
	Maintenance Equipment	50%	50%
	Routing and Scheduling Software	100%	100%
Facilities			
Condition - % of facilities with a condition rating below 3.0 on the FTA Transit Economic Requirements Model (TERM) Scale	Administration	0%	9%
	Maintenance	6%	12%

Transit Asset Management in the TIP

The Hernando-Citrus MPO’s TIP was developed and is managed in cooperation with The Bus and Citrus Transit operators. It reflects the investment priorities established in the 2040 Long Range Transportation Plan

FTA funding, as programmed by the region’s transit providers and FDOT, is used for programs and products to improve the condition of the region’s transit assets. The focus of Hernando-Citrus MPO’s investments that address transit state of good repair include projects, programs, and strategies funded in the TIP that address transit equipment, vehicles, infrastructure, or facilities in the MPO area to include:

- Bus and other vehicle purchases and replacements
- Equipment purchases and replacements
- Retrofits
- Repair, rehabilitation, and replacement of transit facilities
- Repair, rehabilitation, and replacement of transit infrastructure

Transit asset condition and state of good repair is a consideration in the methodology Hernando-Citrus MPO 2040 Long Range Transportation Plan uses to select projects for inclusion in the TIP. The TIP includes specific investment priorities that support all of the MPO's goals, including transit state of good repair, using a prioritization and project selection process established in the LRTP. This process evaluates projects that, once implemented, are anticipated to improve transit state of good repair in the MPO's planning area.

The Hernando-Citrus MPO's TIP has been evaluated and the anticipated effect of the overall program is that, once implemented, progress will be made towards achieving the transit asset performance targets. The MPO will continue to coordinate with The Bus and Citrus Transit to maintain the region's transit assets in a state of good repair.

Investment decisions for asset replacement in the FDOT Group TAM Plan inventory are made with the goal to maintain or improve the percentage of vehicles, equipment, and facilities in an adequate or better condition as indicated in Appendix 2 of the FDOT Group TAM Plan. FDOT and its subrecipient transit providers will monitor all assets for unsafe conditions. Identifying an opportunity to improve the safety of an asset, however, does not necessarily indicate an unsafe condition. When an unacceptable safety risk associated with an asset is identified, that asset will be ranked with higher investment priority to the extent practicable.

7 - TRANSIT SAFETY PERFORMANCE

The Federal Transit Administration (FTA) established transit safety performance management requirements in the Public Transportation Agency Safety Plan (PTASP) final rule, which was published on July 19, 2018. This rule requires providers of public transportation systems that receive federal financial assistance under 49 U.S.C. Chapter 53 to develop and implement a PTASP based on a Safety Management Systems approach.

The PTASP must include performance targets for the performance measures established by FTA in the National Public Transportation Safety Plan, which was published on January 28, 2017. The transit safety performance measures are:

- Total number of reportable fatalities and rate per total vehicle revenue miles by mode.
- Total number of reportable injuries and rate per total vehicle revenue miles by mode.
- Total number of reportable safety events and rate per total vehicle revenue miles by mode.
- System reliability – mean distance between major mechanical failures by mode.

The PTASP rule takes effect on July 19, 2019. Each provider of public transportation that is subject to the rule must certify it has a PTASP, including transit safety targets for the above measures, in place no later than July 20, 2020. MPOs then have 180 days to establish transit

safety targets for the MPO planning area. Once the public transportation provider establishes targets, it must make the targets available to MPOs to aid in the planning process. The Hernando-Citrus MPO must reflect those targets in any LRTP and TIP updated on or after July 20, 2021.

Over the course of 2019-2021, the Hernando-Citrus MPO will coordinate with public transportation providers in the planning area on the development and establishment of transit safety targets. Future TIPs will include a discussion of the anticipated effect towards achieving the transit safety targets.

***EXHIBIT 1- TPM
CONSENSUS PLANNING
DOCUMENT***



Transportation Performance Measures Consensus Planning Document

Purpose and Authority

This document has been cooperatively developed by the Florida Department of Transportation (FDOT) and Florida's 27 Metropolitan Planning Organizations (MPOs) through the Florida Metropolitan Planning Organization Advisory Council (MPOAC), and, by representation on the MPO boards and committees, the providers of public transportation in the MPO planning areas.

The purpose of the document is to outline the minimum roles of FDOT, the MPOs, and the providers of public transportation in the MPO planning areas to ensure consistency to the maximum extent practicable in satisfying the transportation performance management requirements promulgated by the United States Department of Transportation in Title 23 Parts 450, 490, 625, and 673 of the *Code of Federal Regulations* (23 CFR). Specifically:

- 23 CFR 450.314(h)(1) requires that “The MPO(s), State(s), and providers of public transportation shall jointly agree upon and develop specific written procedures for cooperatively developing and sharing information related to transportation performance data, the selection of performance targets, the reporting of performance targets, the reporting of performance to be used in tracking progress toward achievement of critical outcomes for the region of the MPO, and the collection of data for the State asset management plan for the National Highway System (NHS).”
- 23 CFR 450.314(h)(2) allows for these provisions to be “Documented in some other means outside the metropolitan planning agreements as determined cooperatively by the MPO(s), State(s), and providers of public transportation.”

Section 339.175(11), Florida Statutes creates the MPOAC to “Assist MPOs in carrying out the urbanized area transportation planning process by serving as the principal forum for collective policy discussion pursuant to law” and to “Serve as a clearinghouse for review and comment by MPOs on the Florida Transportation Plan and on other issues required to comply with federal or state law in carrying out the urbanized transportation planning processes.” The MPOAC Governing Board membership includes one representative of each MPO in Florida.

This document was developed, adopted, and subsequently updated by joint agreement of the FDOT Secretary and the MPOAC Governing Board. Each MPO will adopt this document by incorporation in its annual Transportation Improvement Program (TIP) or by separate board action as documented in a resolution or meeting minutes, which will serve as documentation of agreement by the MPO and the provider(s) of public transportation in the MPO planning area to carry out their roles and responsibilities as described in this general document.

Roles and Responsibilities

This document describes the general processes through which FDOT, the MPOs, and the providers of public transportation in MPO planning areas will cooperatively develop and share information related to transportation performance management.

Email communications will be considered written notice for all portions of this document. Communication with FDOT related to transportation performance management generally will occur through the Administrator for Metropolitan Planning in the Office of Policy Planning. Communications with the MPOAC related to transportation performance management generally will occur through the Executive Director of the MPOAC.

1. Transportation performance data:

- a) FDOT will collect and maintain data, perform calculations of performance metrics and measures, and provide to each MPO the results of the calculations used to develop statewide targets for all applicable federally required performance measures. FDOT also will provide to each MPO the results of calculations for each applicable performance measure for the MPO planning area, and the county or counties included in the MPO planning area.¹² FDOT and the MPOAC agree to use the National Performance Management Research Data Set as the source of travel time data and the defined reporting segments of the Interstate System and non-Interstate National Highway System for the purposes of calculating the travel time-based measures specified in 23 CFR 490.507, 490.607, and 490.707, as applicable.
- b) Each MPO will share with FDOT any locally generated data that pertains to the federally required performance measures, if applicable, such as any supplemental data the MPO uses to develop its own targets for any measure.
- c) Each provider of public transportation is responsible for collecting performance data in the MPO planning area for the transit asset management measures as specified in 49 CFR 625.43 and the public transportation safety measures as specified in the National Public Transportation Safety Plan. The providers of public transportation will provide to FDOT and the appropriate MPO(s) the transit performance data used to support these measures.

2. Selection of performance targets:

FDOT, the MPOs, and providers of public transportation will select their respective performance targets in coordination with one another. Selecting targets generally refers to the processes used to identify, evaluate, and make decisions about potential targets prior to action to formally establish the targets. Coordination will include as many of the following opportunities as deemed appropriate for each measure: in-person meetings, webinars, conferences calls, and email/written communication. Coordination will include timely

¹ When an MPO planning area covers portions of more than one state, as in the case of the Florida-Alabama TPO, FDOT will collect and provide data for the Florida portion of the planning area.

² If any Florida urbanized area becomes nonattainment for the National Ambient Air Quality Standards, FDOT also will provide appropriate data at the urbanized area level for the specific urbanized area that is designated.

sharing of information on proposed targets and opportunities to provide comment prior to establishing final comments for each measure.

The primary forum for coordination between FDOT and the MPOs on selecting performance targets and related policy issues is the regular meetings of the MPOAC. The primary forum for coordination between MPOs and providers of public transportation on selecting transit performance targets is the TIP development process.

Once targets are selected, each agency will take action to formally establish the targets in its area of responsibility.

- a) FDOT will select and establish a statewide target for each applicable federally required performance measure.
 - i. To the maximum extent practicable, FDOT will share proposed statewide targets at the MPOAC meeting scheduled in the calendar quarter prior to the dates required for establishing the target under federal rule. FDOT will work through the MPOAC to provide email communication on the proposed targets to the MPOs not in attendance at this meeting. The MPOAC as a whole, and individual MPOs as appropriate, will provide comments to FDOT on the proposed statewide targets within sixty (60) days of the MPOAC meeting. FDOT will provide an update to the MPOAC at its subsequent meeting on the final proposed targets, how the comments received from the MPOAC and any individual MPOs were considered, and the anticipated date when FDOT will establish final targets.
 - ii. FDOT will provide written notice to the MPOAC and individual MPOs within two (2) business days of when FDOT establishes final targets. This notice will provide the relevant targets and the date FDOT established the targets, which will begin the 180-day time-period during which each MPO must establish the corresponding performance targets for its planning area.
- b) Each MPO will select and establish a target for each applicable federally required performance measure. To the extent practicable, MPOs will propose, seek comment on, and establish their targets through existing processes such as the annual TIP update. For each performance measure, an MPO will have the option of either³:
 - i. Choosing to support the statewide target established by FDOT, and providing documentation (typically in the form of meeting minutes, a letter, a resolution, or incorporation in a document such as the TIP) to FDOT that the MPO agrees to plan and program projects so that they contribute toward the accomplishments of FDOT's statewide targets for that performance measure.
 - ii. Choosing to establish its own target, using a quantifiable methodology for its MPO planning area. If the MPO chooses to establish its own target, the MPO will coordinate with FDOT and, as applicable, providers of public transportation regarding the approach used to develop the target and the proposed target prior to

³ When an MPO planning area covers portions of more than one state, as in the case of the Florida-Alabama TPO, that MPO will be responsible for coordinating with each state DOT in setting and reporting targets and associated data.

establishment of a final target. The MPO will provide FDOT and, as applicable, providers of public transportation, documentation (typically in the form of meeting minutes, a letter, a resolution, or incorporation in a document such as the TIP) that includes the final targets and the date when the targets were established.

- c) The providers of public transportation in MPO planning areas will select and establish performance targets annually to meet the federal performance management requirements for transit asset management and transit safety under 49 U.S.C. 5326(c) and 49 U.S.C. 5329(d).
- i. The Tier I providers of public transportation will establish performance targets to meet the federal performance management requirements for transit asset management. Each Tier I provider will provide written notice to the appropriate MPO and FDOT when it establishes targets. This notice will provide the final targets and the date when the targets were established, which will begin the 180-day period within which the MPO must establish its transit-related performance targets. MPOs may choose to update their targets when the Tier I provider(s) updates theirs, or when the MPO amends its long-range transportation plan by extending the horizon year in accordance with 23 CFR 450.324(c).
 - ii. FDOT is the sponsor of a Group Transit Asset Management plan for subrecipients of Section 5311 and 5310 grant funds. The Tier II providers of public transportation may choose to participate in FDOT's group plan or to establish their own targets. FDOT will notify MPOs and those participating Tier II providers following of establishment of transit-related targets. Each Tier II provider will provide written notice to the appropriate MPO and FDOT when it establishes targets. This notice will provide the final targets and the date the final targets were established, which will begin the 180-day period within which the MPO must establish its transit-related performance targets. MPOs may choose to update their targets when the Tier II provider(s) updates theirs, or when the MPO amends its long-range transportation plan by extending the horizon year in accordance with 23 CFR 450.324(c).
 - iii. FDOT will draft and certify a Public Transportation Agency Safety Plan for any small public transportation providers (defined as those who are recipients or subrecipients of federal financial assistance under 49 U.S.C. 5307, have one hundred (100) or fewer vehicles in peak revenue service, and do not operate a rail fixed guideway public transportation system). FDOT will coordinate with small public transportation providers on selecting statewide public transportation safety performance targets, with the exception of any small operator that notifies FDOT that it will draft its own plan.
 - iv. All other public transportation service providers that receive funding under 49 U.S. Code Chapter 53 (excluding sole recipients of sections 5310 and/or 5311 funds) will provide written notice to the appropriate MPO and FDOT when they establish public transportation safety performance targets. This notice will provide the final targets and the date the final targets were established, which will begin the 180-day period within which the MPO must establish its transit safety

performance targets. MPOs may choose to update their targets when the provider(s) updates theirs, or when the MPO amends its long-range transportation plan by extending the horizon year in accordance with 23 CFR 450.324(c).

- v. If the MPO chooses to support the asset management and safety targets established by the provider of public transportation, the MPO will provide to FDOT and the provider of public transportation documentation that the MPO agrees to plan and program MPO projects so that they contribute toward achievement of the statewide or public transportation provider targets. If the MPO chooses to establish its own targets, the MPO will develop the target in coordination with FDOT and the providers of public transportation. The MPO will provide FDOT and the providers of public transportation documentation (typically in the form of meeting minutes, a letter, a resolution, or incorporation in a document such as the TIP) that includes the final targets and the date the final targets were established. In cases where two or more providers operate in an MPO planning area and establish different targets for a given measure, the MPO has the options of coordinating with the providers to establish a single target for the MPO planning area, or establishing a set of targets for the MPO planning area.

3. Reporting performance targets:

- a) Reporting targets generally refers to the process used to report targets, progress achieved in meeting targets, and the linkage between targets and decision making processes FDOT will report its final statewide performance targets to the Federal Highway Administration (FHWA) and the Federal Transit Administration (FTA) as mandated by the federal requirements.
 - i. FDOT will include in future updates or amendments of the statewide long-range transportation plan a description of all applicable performance measures and targets and a system performance report, including progress achieved in meeting the performance targets, in accordance with 23 CFR 450.216(f).
 - ii. FDOT will include in future updates or amendments of the statewide transportation improvement program a discussion of the anticipated effect of the program toward achieving the state's performance targets, linking investment priorities to those performance targets, in accordance with 23 CFR 450.218 (q).
 - iii. FDOT will report targets and performance data for each applicable highway performance measure to FHWA, in accordance with the reporting timelines and requirements established by 23 CFR 490; and for each applicable public transit measure to FTA, in accordance with the reporting timelines and requirements established by 49 CFR 625 and 40 CFR 673.
- b) Each MPO will report its final performance targets as mandated by federal requirements to FDOT. To the extent practicable, MPOs will report final targets through the TIP update or other existing documents.
 - i. Each MPO will include in future updates or amendments of its metropolitan long-range transportation plan a description of all applicable performance measures

- and targets and a system performance report, including progress achieved by the MPO in meeting the performance targets, in accordance with 23 CFR 450.324(f)(3-4).
- ii. Each MPO will include in future updates or amendments of its TIP a discussion of the anticipated effect of the TIP toward achieving the applicable performance targets, linking investment priorities to those performance targets, in accordance with 23 CFR 450.326(d).
 - iii. Each MPO will report target-related status information to FDOT upon request to support FDOT's reporting requirements to FHWA.
- c) Providers of public transportation in MPO planning areas will report all established transit asset management targets to the FTA National Transit Database (NTD) consistent with FTA's deadlines based upon the provider's fiscal year and in accordance with 49 CFR Parts 625 and 630, and 49 CFR Part 673.
4. Reporting performance to be used in tracking progress toward attainment of performance targets for the MPO planning area:
- a) FDOT will report to FHWA or FTA as designated, and share with each MPO and provider of public transportation, transportation performance for the state showing the progress being made towards attainment of each target established by FDOT, in a format to be mutually agreed upon by FDOT and the MPOAC.
 - b) If an MPO establishes its own targets, the MPO will report to FDOT on an annual basis transportation performance for the MPO area showing the progress being made towards attainment of each target established by the MPO, in a format to be mutually agreed upon by FDOT and the MPOAC. To the extent practicable, MPOs will report progress through existing processes including, but not limited to, the annual TIP update.
 - c) Each provider of public transportation will report transit performance annually to the MPO(s) covering the provider's service area, showing the progress made toward attainment of each target established by the provider.
5. Collection of data for the State asset management plans for the National Highway System (NHS):
- a) FDOT will be responsible for collecting bridge and pavement condition data for the State asset management plan for the NHS. This includes NHS roads that are not on the State highway system but instead are under the ownership of local jurisdictions, if such roads exist.

For more information, contact:

Mark Reichert, Administrator for Metropolitan Planning, Office of Policy Planning, Florida Department of Transportation, 850-414-4901, mark.reichert@dot.state.fl.us

Carl Mikyska, Executive Director, MPOAC, 850-414-4062, carl.mikyska@mpoac.org

APPENDIX C
TIP
MODIFICATIONS
& AMENDMENTS

12 4 19

Hernando/Citrus MPO

approved TIP

Modification

Project Item Number: 439335 2

Table 117: Five-Year TIP 2020-2024 Descriptive Information for Project Item Number 439335 2, Hernando/Citrus MPO

Descriptor	Descriptor Information
Project Item Number:	439335 2
LRTP Objectives:	1.1, 1.8, 2.1, 3.1, 3.2 (Pages 6-6 through 6-9)
District:	07
County:	Hernando
Project Description	HERNANDO/CITRUS FY 2018/2019-2019/2020 UPWP *NON-SIS*
Type of Work:	TRANSPORTATION PLANNING
Extra Description:	NA
Project Length:	.000

Table 118: Five-Year TIP 2020-2024 Project Item Number 439335 2 Funding Table, by Fund and Phase, Hernando/Citrus MPO

Fund	<2020	2020	2021	2022	2023	2024	>2024	All Years
Planning / Responsible Agency Not Available								
PL - METRO PLAN (85% FA; 15% OTHER)	896,637	\$1,059,124	0	0	0	0	0	\$1,955,761
Item 439335 2 Totals:	896,637	\$1,059,124	0	0	0	0	0	\$1,955,761

Project Item Number: 401983 1

Table 169: Five-Year TIP 2020-2024 Descriptive Information for Project Item Number 401983 1, Hernando/Citrus MPO

Descriptor	Descriptor Information
Project Item Number:	401983 1
LRTP Objectives:	3.1, 3.2, 3.6 (Page 6-9)
District:	07
County:	Hernando
Project Description	HERNANDO COUNTY MPO TRANSIT PLANNING FUNDS SECTION 5303 *NON-SIS*
Type of Work:	PTO STUDIES
Extra Description:	SECTION 5305 MPO TRANSPORTATION PLANNING
Project Length:	.000

Table 170: Five-Year TIP 2020-2024 Project Item Number 401983 1 Funding Table, by Fund and Phase, Hernando/Citrus MPO

Fund	<2020	2020	2021	2022	2023	2024	>2024	All Years
Planning / Managed by Hernando County MPO								
DDR - District Dedicated Revenue	69,633	10,726	9,587	9,875	0	0	0	98,254
DPTO - State - PTO	62,932	0	0	0	10,172	7,596	0	80,700
DS - State Primary Highways and PTO	5,176	0	0	0	0	0	0	5,176
DU - State Primary / Federal Reimbursement	1,104,698	85,804	76,701	79,004	81,374	60,769	0	1,475,821
LF - Local Funds	139,056	10,726	9,587	9,875	10,172	7,596	0	185,445
Item 401983 1 Totals:	1,381,495	107,256	95,875	98,754	101,718	75,961	0	1,845,396
Project Total:	1,381,495	107,256	95,875	98,754	101,718	75,961	0	1,845,396

***8 20 19 MPO approved
Annual Roll Forward***



Florida Department of Transportation

RON DESANTIS
GOVERNOR

11201 N. McKinley Drive
Tampa, FL 33612

KEVIN J. THIBAUT, P.E.
SECRETARY

July 22, 2019

Mr. Steve Diez
Executive Director
Hernando/Citrus Metropolitan Planning Organization
1661 Blaise Drive
Brooksville, FL 34601

Dear Mr. Diez,

The purpose of this letter is to request the MPO's approval of the Annual Roll-Forward Amendment to the adopted Transportation Improvement Program (TIP) for Fiscal Year (FY) 2020 through 2024 to reconcile differences between the TIP and the Department's Adopted Five-Year Work Program. This is a routine, annual process to assist Hernando/Citrus MPO in identifying projects that were not committed in the previous fiscal year (FY 2019) and have automatically rolled into FY 2020 of the FDOT Work Program. This amendment ensures that year one of the TIP, adopted by the Board on June 18, 2019, effective October 1, 2019, matches year one of the FDOT Work Program.

The affected projects submitted for the MPO's approval are listed in the attached Roll Forward Report.

Please acknowledge the MPO's approval of this Roll-Forward Amendment to your current TIP by signing this letter and returning it to this office for further processing. The Department appreciates your expeditious handling of this request. If you have any questions, please feel free to contact me at (813) 975-6411.

Sincerely,

Roger Roscoe, Government Liaison


Attachment: Hernando-Citrus Roll Forward Report

Approved by:

Commissioner Jeff Kinnard
Chairman, Hernando/Citrus Metropolitan Planning Organization

8/20/19
Date

www.fdot.gov

APPROVED AS TO FORM
AND LEGAL SUFFICIENCY
BY 
County Attorney's Office

Hernando/Citrus MPO

PAGE 1
HERNANDO-CITRUS MPO

FLORIDA DEPARTMENT OF TRANSPORTATION
OFFICE OF WORK PROGRAM
MPO ROLL-FORWARD REPORT
=====

DATE RUN: 07/18/2019
TIME RUN: 07:53:51
MHRMFOFP

HIGHWAYS
=====

ITEM NUMBER: 257165 1
DISTRICT: 07
EX DESC: 2 TO 4 LANES

PROJECT DESCRIPTION: US 41 (SR 45) FROM SR 44 TO N OF SR 200
COUNTY: CITRUS

NON-SIS
TYPE OF WORK: ADD LANES & REHABILITATE FVMNT

ROADWAY ID: 02010000

PROJECT LENGTH: 6.576MI

LANES EXIST/IMPROVED/ADDED: 3/ 3/ 3

FUND CODE	LESS THAN 2020	2020	2021	2022	2023	2024	GREATER THAN 2024	ALL YEARS
PHASE: PRELIMINARY ENGINEERING / RESPONSIBLE AGENCY: MANAGED BY FDOT								
BA	740,031		0	0	0	0	0	740,031
DDR	4,070,176		0	0	0	0	0	4,070,176
DIH	259,566	1,082		0	0	0	0	260,648
DS	158,110		0	0	0	0	0	158,110
SN	1,761,050		0	0	0	0	0	1,761,050
PHASE: RIGHT OF WAY / RESPONSIBLE AGENCY: MANAGED BY FDOT								
DDR	93,583		0	0	0	0	0	93,583
DIH	5,740	79,687		0	0	0	0	85,427
DS	389,409		0	0	0	0	0	389,409
PHASE: ENVIRONMENTAL / RESPONSIBLE AGENCY: MANAGED BY FDOT								
DS	62,715		0	0	0	0	0	62,715
TOTAL 257165 1	7,540,380	80,769	0	0	0	0	0	7,621,149
TOTAL PROJECT:	7,540,380	80,769	0	0	0	0	0	7,621,149

Hernando/Citrus MPO

PAGE 2
HERNANDO-CITRUS MPO

FLORIDA DEPARTMENT OF TRANSPORTATION
OFFICE OF WORK PROGRAM
MPO ROLL-FORWARD REPORT

DATE RUN: 07/18/2019
TIME RUN: 07:53:51
MORMFOTF

HIGHWAYS

ITEM NUMBER: 416733 2
DISTRICT: 07
EX DESC: 4 TO 6 LANES

PROJECT DESCRIPTION: SR 50/CORTEZ BLVD FROM COBB RD TO W OF BUCK HOPE RD
COUNTY: HERNANDO

SIS
TYPE OF WORK: ADD LANES & RECONSTRUCT

ROADWAY ID: 08002000

PROJECT LENGTH: 1.273MI

LANES EXIST/IMPROVED/ADDED: 4/ 4/ 2

FUND CODE	LESS THAN 2020	2020	2021	2022	2023	2024	GREATER THAN 2024	ALL YEARS
PHASE: PRELIMINARY ENGINEERING / RESPONSIBLE AGENCY: MANAGED BY FDOT								
DDR	23,654	0	0	0	0	0	0	23,654
DIH	72,751	406	0	0	0	0	0	72,751
DS	125,782	0	0	0	0	0	0	125,782
GMR	3,017,000	0	0	0	0	0	0	3,017,000
PHASE: RIGHT OF WAY / RESPONSIBLE AGENCY: MANAGED BY FDOT								
DJ	831,374	542,425	0	0	0	0	0	1,473,800
DIH	1,451	76,548	0	0	0	0	0	78,000
DS	4,283	0	0	0	0	0	0	4,283
GMR	0	284,200	0	0	0	0	0	284,200
PHASE: CONSTRUCTION / RESPONSIBLE AGENCY: MANAGED BY FDOT								
D1	0	0	0	0	8,564,545	0	0	8,564,545
DIH	0	0	0	0	118,953	0	0	118,953
PHASE: ENVIRONMENTAL / RESPONSIBLE AGENCY: MANAGED BY FDOT								
DDR	14,029	0	0	144,974	0	0	0	159,003
TOTAL 416733 2	4,089,918	1,005,580	0	144,974	8,683,498	0	0	13,923,970
TOTAL PROJECT:	4,089,918	1,005,580	0	144,974	8,683,498	0	0	13,923,970
TOTAL DIST: 07	11,630,298	1,086,349	0	144,974	8,683,498	0	0	21,545,119
TOTAL HIGHWAYS	11,630,298	1,086,349	0	144,974	8,683,498	0	0	21,545,119
GRAND TOTAL	11,630,298	1,086,349	0	144,974	8,683,498	0	0	21,545,119