

FY 2019/20-2023/24  
Adopted June 18, 2019

# Transportation Improvement Program



Amended: 6/11/20  
Modified: 12/4/19  
Amended: 8/20/19

1661 Blaise Drive  
Brooksville, Florida 34601  
Phone: 352-754-4082

## **HERNANDO/CITRUS METROPOLITAN PLANNING ORGANIZATION (MPO) MEMBERS**

### Hernando County

Commissioner Wayne Dukes  
Commissioner John Allocco, Vice-Chairman  
Commissioner Steve Champion  
Commissioner Jeff Holcomb  
Commissioner John Mitten, Alternate

### Citrus County

Commissioner Jeff Kinnard, Chairman  
Commissioner Ronald Kitchen  
Commissioner Scott Carnahan, Alternate  
Commissioner Jimmie T. Smith, Alternate

### City of Brooksville

Council Member Robert Battista  
Council Member William Kemerer, Alternate

### City of Crystal River

Council Member Pat Fitzpatrick  
Council Member Robert Holmes, Alternate

### City of Inverness

Council Member Cabot McBride  
Council Member Jacquie Hepfer, Alternate

### Florida Department of Transportation, Nonvoting Advisor

David Gwynn P.E., Secretary

## **HERNANDO/CITRUS METROPOLITAN PLANNING ORGANIZATION**

Steven Diez, MPO Executive Director

*The preparation of this report has been financed in part through grant[s] from the Federal Highway Administration and Federal Transit Administration, U.S. Department of Transportation, under the State Planning and Research Program, Section 505 [or Metropolitan Planning Program, Section 104(f)] of Title 23, U.S. Code. The contents of this report do not necessarily reflect the official views or policy of the U.S. Department of Transportation.*

ADOPTION: JUNE 18, 2019

# Table of Contents

|   |           |
|---|-----------|
| <b>HERNANDO/CITRUS METROPOLITAN PLANNING ORGANIZATION (MPO) MEMBERS.....</b>                                    | <b>2</b>  |
| <b>ENDORSEMENT.....</b>   | <b>6</b>  |
| <b>INTRODUCTION.....</b>  | <b>7</b>  |
| INTRODUCTION.....   | 8         |
| PURPOSE.....  | 8         |
| FINANCIAL PLAN.....   | 8         |
| PROJECT SELECTION PROCESS.....  | 9         |
| PROJECT CONSISTENCY WITH LOCAL PLANS.....   | 10        |
| ANNUAL LISTING OF PROJECTS.....   | 10        |
| PROJECT PRIORITY STATEMENT.....   | 11        |
| HERNANDO/CITRUS MPO TRANSPORTATION PERFORMANCE MEASURES / TRANSPORTATION IMPROVEMENT PLAN (TIP) COMPLIANCE..... | 12        |
| INTRODUCTION.....   | 12        |
| HERNANDO/CITRUS MPO SYSTEM PERFORMANCE TARGETS.....   | 13        |
| MPO SAFETY PERFORMANCE TARGET ESTABLISHED.....  | 14        |
| HERNANDO/CITRUS MPO SAFETY PERFORMANCE MEASURES AND TARGETS.....  | 16        |
| TRANSIT ASSET MANAGEMENT TARGETS.....   | 17        |
| HERNANDO/CITRUS MPO TRANSIT ASSET MANAGEMENT TARGETS.....   | 18        |
| <i>TAM Performance Measures and Targets, Hernando County: Age.....</i>  | <i>18</i> |
| <i>TAM Performance Measures and Targets, Citrus County: Age.....</i>  | <i>20</i> |
| MAJOR PROJECTS.....   | 22        |
| COMPLETE STREETS.....   | 23        |
| PUBLIC INVOLVEMENT.....   | 24        |
| AMENDMENTS.....   | 24        |
| CERTIFICATION.....  | 24        |
| <b>FIVE-YEAR FUNDED PROJECTS.....</b>   | <b>25</b> |
| HERNANDO/CITRUS MPO FIVE-YEAR FUNDED PROJECTS.....  | 26        |
| INTRODUCTION.....   | 26        |
| FISCAL SUMMARY OF TIP PROJECTS FOR FY 2019/20 - 2023/24.....  | 26        |
| FULL PROJECT COSTS AND OTHER PROJECT DETAILS.....   | 30        |
| PROJECTS ON THE STRATEGIC INTERMODAL SYSTEM (SIS).....  | 30        |
| NON- SIS PROJECTS.....  | 31        |
| <i>Five-Year TIP 2020-2024 Project Listings: Highway.....</i>   | <i>33</i> |
| <i>Five-Year TIP 2020-2024 Project Listings: Turnpike.....</i>  | <i>83</i> |
| <i>Five-Year TIP 2020-2024 Project Listings: Transportation Planning.....</i>                                   | <i>87</i> |
| <i>Five-Year TIP 2020-2024 Project Listings: Maintenance.....</i>   | <i>92</i> |



|  |            |
|--|------------|
| <i>Five-Year TIP 2020-2024 Project Listings: FLP Aviation</i> .....  | 96         |
| <i>Five-Year TIP 2020-2024 Project Listings: FLP: Transit</i> .....  | 109        |
| <i>Five-Year TIP 2020-2024 Project Listings: Miscellaneous</i> .....   | 118        |
| <b>CITRUS AND HERNANDO COUNTY CAPITAL IMPROVEMENT PROGRAM</b> .....  | <b>121</b> |
| DRAFT CITRUS COUNTY FY 2020 – FY 2024 TRANSPORTATION IMPROVEMENT PROGRAM (TIP) MAP .....                                     | 121        |
| CITRUS COUNTY PROGRAM PROJECT TABLES 2019 - 2024 FISCAL YEARS, HERNANDO / CITRUS MPO .....                                   | 123        |
| HERNANDO COUNTY FY 2020 – FY 2024 TRANSPORTATION IMPROVEMENT PROGRAM (TIP) MAP .....   | 121        |
| HERNANDO COUNTY PROGRAM PROJECT TABLES 2019 - 2024 FISCAL YEARS, HERNANDO / CITRUS MPO .....                                 | 127        |
| <b>TRANSPORTATION DISADVANTAGED</b> .....  | <b>135</b> |
| <br>   |            |
| <b>LIST OF TRANSPORTATION PRIORITY PROJECTS</b> .....  | <b>137</b> |
| HERNANDO/CITRUS MPO STATE HIGHWAY SYSTEM LIST OF PRIORITY PROJECTS.....  | 138        |
| HERNANDO/CITRUS MPO MAJOR IMPROVEMENT AND CONGESTION MANAGEMENT PROGRAMS FY 2019/2020 LIST OF PRIORITY PROJECTS (LOPP) ..... | 139        |
| HERNANDO/CITRUS MPO CONGESTION MANAGEMENT PROGRAM FY 2019/2020 LIST OF PRIORITY PROJECTS (LOPP) .....                        | 140        |
| TRANSPORTATION ALTERNATIVES PROGRAM.....   | 141        |
| CITRUS COUNTY FY2019/2020 COMPLETE STREETS PRIORITY PROJECTS.....  | 143        |
| HERNANDO COUNTY FY2019/2020 COMPLETE STREETS PRIORITY PROJECTS .....   | 144        |
| <b>TRANSIT</b> .....   | <b>145</b> |
| TRANSPORTATION DEFINITIONS, ACRONYMS AND INITIALIZATIONS.....  | 147        |
| <br>   |            |
| <b>APPENDIX A ANNUAL OBLIGATIONS LIST</b> .....  | <b>151</b> |
| <b>APPENDIX B PERFORMANCE MANAGEMENT REQUIREMENTS</b> .....  | <b>162</b> |
| <b>APPENDIX C MODIFICATIONS AND AMENDMENTS</b> .....   | <b>193</b> |

---

**HERNANDO/CITRUS MPO  
TRANSPORTATION IMPROVEMENT PROGRAM  
(FISCAL YEARS 2019/2020-2023/2024)**


**Endorsement**

This document was prepared by the Hernando/Citrus Metropolitan Planning Organization (MPO) Staff, and was developed consistent with State/Federal Requirements, in cooperation with the Florida Department of Transportation (FDOT) District Seven Office, Hernando County Transportation Services, the Citrus County Engineering Division, the City of Brooksville, the City of Crystal River, and the City of Inverness.

The Hernando/Citrus MPO, at its regular meeting on June 18, 2019 , endorsed the FY 2019/2020-2023/2024 Hernando/Citrus Transportation Improvement Program (TIP).

Further, it is hereby certified that the planning process of the Hernando/Citrus Area Transportation Study is being carried on in conformance with the provisions of 23 C.F.R. 450, 23 U.S.C. 134, and 339.175 (7) F.S.

This certification determination is being made based on an in-depth review, utilizing a checklist provided by FDOT and covering all aspects of the transportation planning process in the Spring Hill Urbanized Area, the Homosassa Springs-Beverly Hills- Citrus Springs Urbanized Area, and the remainder of Hernando County and Citrus County.

  
\_\_\_\_\_  
Jeff Kinnard, Chairman  
Hernando/Citrus MPO

Date: June 18, 2019

APPROVED AS TO FORM  
AND LEGAL SUFFICIENCY

BY   
\_\_\_\_\_  
MPO Attorney

# ***INTRODUCTION***

---

## **HERNANDO/CITRUS MPO TRANSPORTATION IMPROVEMENT PROGRAM (TIP)**

### **Introduction**

The Hernando/Citrus Transportation Improvement Program (TIP) is developed and updated annually as part of the Hernando/Citrus Area Transportation Study Certification Process. Preparation and maintenance of the TIP is one of several prerequisites to continued receipt of Federal Assistance for Transportation Improvements.

The TIP, a multi-modal program consisting of improvements recommended from the transportation systems management and long-range elements of the Transportation Plan, is developed through a continuing comprehensive and coordinated effort involving the Florida Department of Transportation (FDOT). The FDOT's Final Tentative 5-Year Work Program is the basic input source for the Strategic Intermodal System (SIS), National Highway System (NHS), non-NHS, and Mass Transit portions of the TIP. Data required for the balance of the TIP is assembled from input provided through the Technical Advisory Committee (TAC), the Transportation Systems Operations Committee, the Bicycle/Pedestrian Advisory Committee (BPAC), and the Citizens Advisory Committee (CAC).

### **Purpose**

The TIP is a 5-year financially feasible program of multi-modal transportation improvement projects, as adopted by state and local government jurisdictions and transportation agencies. The Hernando/Citrus MPO TIP is updated annually by the Metropolitan Planning Organization (MPO) as one of several prerequisites for continued receipt of federal assistance for transportation improvements.

The projects listed in the TIP are capital and non-capital surface transportation projects proposed for funding under Title 23 U.S.C. and Title 49 U.S.C. Chapter 53 (including bicycle facilities, sidewalks, and transportation alternatives projects). Also included are all regionally significant projects requiring an action by the Federal Highway Administration (FHWA) or Federal Transit Administration (FTA) regardless of funding source. In addition, the TIP identifies major improvement projects funded with local sources.

### **Financial Plan**

The TIP is a financially constrained plan for 5 years from FY 2019/2020 – 2023/2024 (See Table 10: Five-Year TIP Fund Summary for the FDOT District 7 by Fund Name, 2020-2024 on page 20). Current and proposed Federal, State and locally dedicated revenue sources are reliable and provide a high level of assurance that the Tentative Work Program will be fully implemented. The TIP is also financially

constrained for all locally funded projects. For all projects in the TIP, costs and revenues are shown in Year of Expenditure (YOE) dollars

### **Project Selection Process**

The federally funded projects included within this TIP were selected in accordance with Title 23, CFR 450.330(b). The project selection process with the FDOT, FHWA, FTA, the Hernando/Citrus MPO, the Community Transportation Coordinator (CTC), and the municipalities within the urbanized area of the MPO resulted in the adoption of a State of Florida Department of Transportation Five Year Work Program for FY 2019/2020 - 2023/2024. Projects funded by Title 23 and Title 49 funds and all regionally significant projects in this TIP reflect year of expenditure (YOE) costs based on the year in which funding is anticipated to be available consistent with the requirements of 23 CFR Part 450.324(a) and 339.175(8), F.S.

Components of this process include project prioritization by the MPO, the FDOT Tentative Work Program public hearing, and local government project review. A brief description of each of these components includes:

- Project Prioritization by the MPO - The MPO, working through its Technical Advisory, Bicycle/Pedestrian Advisory, and Citizens Advisory committees (a part of the public involvement process), prioritized projects on the State Highway System based upon projects identified through the Cost Feasible Plan of the Long Range Transportation Plan. Prioritization includes a technical analysis of State maintained roadways considering such variables as level of service, performance measure evaluation, cost of upgrading the facility, and project connectivity with the existing roadway system.
- FDOT Tentative 5-Year Work Program Public Hearing - FDOT conducted an on-line Public Meeting for the Tentative Work Program that provided interactive maps, videos, downloadable/searchable documents, and opportunity to comment on projects in the Tentative Work Program. FDOT also presented highlights from the Tentative 5-Year Work Program at MPO Board and committee meetings in the Fall of 2018, making all documents and maps available and held a full-day open house at FDOT headquarters in Tampa. The public was encouraged to submit comments throughout the D7 Work Program website or by mailing in comments.
- Local Government Project Review - As part of the local adoption of the Hernando/Citrus MPO TIP, the process nominally includes a public hearing, as well as review by the Technical Advisory and Citizens Advisory committees. The TIP adoption process enables a project prioritization selection to be completed by the MPO, adequate funding to be anticipated, and project phasing to be developed.

## **Project Consistency with Local Plans**

The project selection process used for adoption of the Hernando/Citrus MPO TIP is based upon the requirements of the Federal surface transportation legislation of 2015, Fixing America's Surface Transportation FAST Act.

Regarding project selection, the adopted Hernando/Citrus TIP is consistent with the following FHWA work program development requirements:

- Only major categories of federal and state funding are included within the TIP.
- The federally funded projects within the TIP have been reviewed and found to be consistent with the MPO priorities as determined through the project selection process.
- The projects selected for the Hernando/Citrus TIP are consistent with:
  - ▢ FDOT's 5-Year Work Program and SIS Plan
  - ▢ The Brooksville-Tampa Bay Regional, Crystal River and Inverness Airport Master Plans
  - ▢ Hernando/Citrus MPO 2040 Long Range Transportation Plan
  - ▢ FY 2015-2024 Hernando County Transit Development Plan
  - ▢ Transportation Disadvantaged Program as incorporated in the Transportation Disadvantaged Service Plan (TDSP) for both Hernando County and Citrus County
  - ▢ FY 2016-2025 Citrus County Transit Development Plan
  - ▢ Adopted comprehensive plans of the six affected local governments, which include Hernando County, Citrus County, the City of Brooksville, the City of Crystal River, the City of Inverness, and the City of Weeki Wachee
- Based upon the project selection process and anticipated funding levels from Federal, State and local funding sources are reasonably expected to be available for all projects within the Transportation Project Listings.

## **Annual Listing of Projects**

Pursuant to the provisions of 23 U.S.C. 134 (j)(7)(B) and 49 U.S.C. 5303(c)(5)(B), and Subsection 339.175 (7) (h), F.S., the MPO has published an annual listing of projects for which Federal funds have been obligated in the preceding year.

These projects are summarized in Appendix A and also can be found on the FDOT website [www.fdot.gov/workprogram/Federal/fa-MPO-ObligDet.shtm](http://www.fdot.gov/workprogram/Federal/fa-MPO-ObligDet.shtm).

### **Project Priority Statement**

The development of the FDOT Tentative 5-Year Work Program includes those projects approved by the MPO within the List of Priority Projects (LOPP). The LOPP's Major Improvement & Congestion Management, and Complete Streets (formerly known as Transportation Alternatives) categories, contain projects that are considered of highest priority for improvement by the MPO and its advisory committees. The criteria for the ranking of transportation projects include existing and projected facilities levels of service; safety considerations; anticipated funding levels; ability to complete the project; and overall modal performance and system connectivity. Consistent with federal requirements and the LRTP, the prioritization process considers the recommendations of the MPO's advisory committees. Facility specific projects are ranked consistent with the LRTP's prioritization of the major transportation corridors within the MPO's jurisdiction. Consistent with the adopted Public Participation Plan (PPP), the MPO holds at least one public meeting prior to the TIP adoption.

---

**HERNANDO/CITRUS MPO  
TRANSPORTATION PERFORMANCE MEASURES /  
TRANSPORTATION IMPROVEMENT PLAN (TIP) COMPLIANCE**

**Introduction**

The Moving Ahead for Progress in the 21<sup>st</sup> Century Act (MAP-21) which was enacted in 2012, requires State DOTs and MPOs to conduct performance-based planning by tracking performance measures and setting data-driven targets to improve those measures. Performance-based planning ensures the most efficient investment of federal transportation funds by increasing accountability, transparency, and providing for better investment decisions that focus on key outcomes related to 10 national goals:

1. Support the economic vitality of the metropolitan area, especially by enabling global competitiveness, productivity, and efficiency;
2. Increase the safety of the transportation system for motorized and non-motorized users;
3. Increase the security of the transportation system for motorized and non-motorized users;
4. Increase accessibility and mobility of people and freight;
5. Protect and enhance the environment, promote energy conservation, improve the quality of life, and promote consistency between transportation improvements and State and local planned growth and economic development patterns;
6. Enhance the integration and connectivity of the transportation system, across and between modes, for people and freight;
7. Promote efficient system management and operation;
8. Emphasize the preservation of the existing transportation system;
9. Improve the resiliency and reliability of the transportation system and reduce or mitigate stormwater impacts of surface transportation;
10. Enhance travel and tourism.

In 2015, The Fixing America's Surface Transportation (FAST) Act supported and continued the goals and overall performance of the MAP-21. This legislation established required performance measures and timelines for State DOTs and MPOs to comply with the requirements of MAP-21. The Federally required performance measures were incorporated into the Hernando/Citrus MPO's Congestion Management Process (May 2017) and include specific measures to address the following:

- Safety (Fatalities and Severe Injuries)
- System Performance (Reliable Travel Time)
- Goods Movement (Reliable Travel Time for Trucks)



- System Preservation (Pavement and Bridge Condition)
- Transit Asset Management

State DOTs are required to establish statewide targets for the required performance measures and MPOs have the option to support the statewide targets or adopt their own. Currently, Hernando/Citrus MPO has adopted the FDOT performance targets to be in compliance as shown in Performance Management Requirements *for Hernando-Citrus Metropolitan Planning Organization Transportation Improvement Programs* in Appendix B.

These performance measures and targets only apply to the National Highway System which includes the Interstate Highway System and typically the Principal Arterials. NHS roadways in Citrus and Hernando Counties include:

- Interstate 75
- Suncoast Parkway
- US 19
- US 41
- US 98
- US 301
- SR 44
- SR 50
- SR 200
- CR 485 (Cobb Road)

### **Hernando/Citrus MPO System Performance Targets**

On September 18, 2018, the Hernando/Citrus MPO agreed to support FDOT's statewide system performance targets, thus agreeing to plan and program projects in the TIP that will, once implemented, make progress toward achieving the statewide targets.

The Hernando/Citrus MPO TIP was developed and is managed in cooperation with FDOT, TheBus, and Citrus County Transit. It reflects the investment priorities established in the Hernando/Citrus 2040 Long Range Transportation Plan (LRTP). The focus of the Hernando/Citrus MPO's investments to maintain system performance may include but is not limited to projects and programs in the following areas:

- Corridor improvements
- Intersection improvements (on NHS roads)
- Intersection improvements
- Projects evaluated in the CMP and selected for the TIP
- Investments in transit, bicycle, or pedestrian systems that are expected to promote mode shift
- TSMO projects or programs
- Travel demand management programs

The Hernando/Citrus MPO TIP has been evaluated and the anticipated effect of the overall program is that, once implemented, progress will be made towards achieving the statewide performance targets.

### **MPO Safety Performance Target Established**

Safety was the first category of performance measures under the new Federal rules requiring adoption of performance targets. In March of 2016, the Highway Safety Improvement Program (HSIP) and Safety Performance Management Measures Rule (Safety PM Rule) was finalized and published in the *Federal Register*. The rule requires MPOs to set targets for the following safety-related performance measures and report progress to the State DOT:

- Fatalities;
- Serious Injuries;
- Nonmotorized Fatalities and Serious Injuries;
- Rate of Fatalities per 100 Million Vehicle Miles Traveled (VMT); and
- Rate of Serious Injuries per 100 Million VMT.

The 2016 Florida Strategic Highway Safety Plan (SHSP) is the statewide plan that focuses on how to accomplish the vision of eliminating fatalities and reducing serious injuries on all public roads. The SHSP was developed in coordination with Florida’s 27 metropolitan planning organizations (MPOs) through Florida’s Metropolitan Planning Organization Advisory Council (MPOAC). The SHSP development process included review of safety-related goals, objectives, and strategies in MPO plans. The SHSP guides FDOT, MPOs, and other safety partners in addressing safety and defines a framework for implementation activities to be carried out throughout the State. The Florida SHSP and the Florida Transportation Plan (FTP) both commit to a visionary performance target of zero deaths. The FDOT Florida Highway Safety Improvement Program (HSIP) annual report documents the statewide interim performance measures toward that zero deaths vision.

*Table 1: Historical Statistics by Performance Measure and Year, Hernando/Citrus MPO*

| <b>Performance Measure</b>   | <b>2011-2015<br/>Average</b> | <b>2011-2015<br/>% Change</b> | <b>2012-2016<br/>Average</b> | <b>2012-2016<br/>% Change</b> | <b>2013-2017<br/>Average</b> | <b>2013-2017<br/>% Change</b> |
|--|------------------------------|-------------------------------|------------------------------|-------------------------------|------------------------------|-------------------------------|
| Average Annual Fatalities <sup>1</sup>   | 49.2                         | 4.7%                          | 49.6                         | .8%                           | 54                           | 8.9%                          |
| Average Annual Serious Injuries <sup>2</sup>   | 445                          | 3.8%                          | 461.2                        | 3.6%                          | 482.4                        | 4.6%                          |
| Average Annual Fatality Rates <sup>3</sup>   | 1.71                         | 3.9%                          | 1.458                        | -0.9%                         | 1.541                        | 5.7%                          |
| Average Annual Serious Injury Rates <sup>4</sup>                                     | 13.329                       | 3.1%                          | 13.560                       | 1.7%                          | 13.794                       | 1.7%                          |
| Average Annual Pedestrian and Bicyclist Fatalities and Serious Injuries <sup>5</sup> | 41                           | 13.3%                         | 43                           | 4.9%                          | 42.8                         | -0.5%                         |
| Average Annual Fatalities <sup>1</sup>   | 49.2                         | 4.7%                          | 49.6                         | .8%                           | 54                           | 8.9%                          |

- 
- 1 The average number of fatalities per year is the sum of the annual total fatalities for each year in the range divided by 5, to one decimal place. Fatalities are individuals listed on a Florida Traffic Crash Report (FTCR) form with injury code “5” – fatal (within 30 days).*
  - 2 The average number of serious injuries per year is the sum of the annual total serious injuries for each year in the range divided by 5, to one decimal place. Serious injuries are individuals listed on an FTCR form with injury code “4” – incapacitating.*
  - 3 The average fatality rate is an average of the yearly rate figures for the years in the range, to three decimal places. Each yearly rate is calculated by dividing the total number of fatalities for the year by the total traffic volume for the year. Traffic volume is expressed in 100 Million Vehicle-Miles and is the Daily Vehicle-Miles Traveled (sum for the region of the counts of vehicles per day times the length of the segments associated with the traffic) times the number of days in the year, divided by 100,000,000. This yields an annual volume of Vehicle-Miles. The number of fatalities divided by the traffic volume is the annual fatality rate. This measure averages the five annual rates within the measurement window and does NOT use the cumulative five-year fatalities over the cumulative five-year traffic volume.*
  - 4 The average serious injury rate is an average of the yearly rate figures for the years in the range, to three decimal places. Each yearly rate is calculated by dividing the total number of serious injuries for the year by the total traffic volume for the year. See (3) above for an explanation of traffic volume. The same traffic volume figure is used here in the same way.*
  - 5 The average serious injury rate is an average of the yearly rate figures for the years in the range, to three decimal places. Each yearly rate is calculated by dividing the total number of serious injuries for the year by the total traffic volume for the year. See (3) above for an explanation of traffic volume. The same traffic volume figure is used here in the same way.*
-

*\*Source: fatality and serious injury counts from Florida Department of Transportation (FDOT) State Safety Office's Crash Analysis Reporting (CAR) database as of December 19, 2018; traffic volumes as published by the FDOT office of Transportation Data and Analytics at <http://www.fdot.gov/planning/statistics/mileage-rpts/>*

The MPO acknowledges FDOT statewide HSIP interim safety performance measures and FDOT's 2018 safety targets, which set the target at "0" for each performance measure to reflect the Department's goal of zero deaths. However, the MPO is setting its safety performance targets based upon data collected within the MPO planning area for previous years related to safety performance measures. On January 30, 2018, the MPO adopted Resolution 2018-01 to establish its own targets, a 5% reduction based on a five-year rolling average for the required safety performance measures. On February 19, 2019, the MPO adopted Resolution 2019-01 and reaffirmed its commitment to a 5% reduction based on a five-year rolling average for the required safety measures.

The 2019 targets documented in MPO Resolution 2019-01 are in the tables following.

### **Hernando/Citrus MPO Safety Performance Measures and Targets**

The TIP considers potential projects that fall into specific investment priorities established by the MPO in the LRTP. For the Hernando/Citrus MPO this includes safety programs such as:

- Continued involvement and support for the Community Traffic Safety Team (CTST) and/or the Safe Routes to Schools (SRTS) Team to address infrastructure or behavior safety.
- Infrastructure examples: Installation of school flashing signals, roadway lighting, traffic calming, traffic signals.
- Behavioral safety examples: SRTS education/enforcement activities, pedestrian/bicycle safety education.

The TIP includes specific investment priorities that support each of the MPO's goals including safety, using a prioritization and project selection process established in the LRTP. The TIP prioritization process continues to use a data-driven method and stakeholder input to evaluate projects that have an anticipated effect of reducing both fatal and injury crashes. The MPO's goal of reducing fatal and serious injury crashes is linked to this investment plan and the process used in prioritizing the projects is consistent with Federal requirements.

## **Transit Asset Management Targets**

The Transit Asset Management rule from the Federal Transit Administration (FTA) became effective on October 1, 2016. This rule applies to all recipients and subrecipients of federal transit funding that own, operate, or manage public transportation capital assets. The rule introduces three key requirements: 1) new State of Good Repair (SGR) Performance Measures and targets, 2) revised National Transit Database (NTD) reporting requirements, and 3) new Transit Asset Management (TAM) Plan. MPOs are encouraged to incorporate Transit Asset Measures and Targets in the LRTP and TIP through a process that includes a written agreement between the transit providers, the MPO, and FDOT.

“State of Good Repair” is defined as the condition in which a capital asset is able to operate at a full level of performance. This means the asset:

1. Is able to perform its designed function.
2. Does not pose a known unacceptable safety risk.
3. Its lifecycle investments have been met or recovered.

Transit agencies are required to report performance measures and targets annually, while MPOs may choose to revise or maintain their performance targets when they update their TIPs or LRTPs. MPOs are encouraged to consult and communicate with State DOTs and transit providers to ensure alignment of targets any time these agencies update or establish new targets.

**Hernando/Citrus MPO Transit Asset Management Targets**

On September 18, 2018, the MPO adopted Resolution 2018-11 to incorporate the performance targets and measures identified in the Transit Asset Management Plan for TheBus into the TIP shown in Table 2, Table 3, and Table 4 below.

**TAM Performance Measures and Targets, Hernando County: Age**

Age is the percent of revenue vehicles within a particular asset class that have met or exceeded their Useful Life Benchmark (ULB) for Hernando County, Florida by Vehicle Type and year, 2019-2023

*Table 2: Percentage of Revenue Vehicles in Hernando County, Florida that have met or exceeded their ULB, by Revenue Vehicle Type and Target Year, 2019 to 2023*

| <b>Revenue Vehicle Type</b>      | <b>2019 Target</b> | <b>2020 Target</b> | <b>2021 Target</b> | <b>2022 Target</b> | <b>2023 Target</b> |
|----------------------------------|--------------------|--------------------|--------------------|--------------------|--------------------|
| AB - Articulated Bus             | N/A                | N/A                | N/A                | N/A                | N/A                |
| AO – Automobile                  | N/A                | N/A                | N/A                | N/A                | N/A                |
| BR- Over-the-Road Bus            | N/A                | N/A                | N/A                | N/A                | N/A                |
| BU – Bus                         | 10%                | 10%                | 10%                | 10%                | N/A                |
| CY – Cutaway Bus                 | 10%                | 20%                | 20%                | 10%                | 10%                |
| DB – Double Decked Bus           | N/A                | N/A                | N/A                | N/A                | N/A                |
| FB – Ferry Boat                  | N/A                | N/A                | N/A                | N/A                | N/A                |
| MB – Mini-Bus                    | N/A                | N/A                | N/A                | N/A                | N/A                |
| MV – Mini-Van                    | N/A                | 100%               |                    |                    |                    |
| RT – Rubber-Tire Vintage Trolley | N/A                | N/A                | N/A                | N/A                | N/A                |
| SB – School Bus                  | N/A                | N/A                | N/A                | N/A                | N/A                |
| SV – Sports Utility              | N/A                | N/A                | N/A                | N/A                | N/A                |
| TB – Trolley Bus                 | N/A                | N/A                | N/A                | N/A                | N/A                |
| VN – Van                         | N/A                | N/A                | N/A                | N/A                | N/A                |
| Custom 1                         | N/A                | N/A                | N/A                | N/A                | N/A                |
| Custom 2                         | N/A                | N/A                | N/A                | N/A                | N/A                |
| Custom 3                         | N/A                | N/A                | N/A                | N/A                | N/A                |

**Table 3: Percentage of Equipment in Hernando County, Florida that have met or exceeded their ULB, by Equipment Type and Target Year, 2019 to 2023**

| <b>Equipment Type</b>                 | <b>2019 Target</b> | <b>2020 Target</b> | <b>2021 Target</b> | <b>2022 Target</b> | <b>2023 Target</b> |
|---------------------------------------|--------------------|--------------------|--------------------|--------------------|--------------------|
| Non-Revenue / Service Automobile      | N/A                | N/A                | N/A                | N/A                | N/A                |
| Steel Wheel Vehicles                  | N/A                | N/A                | N/A                | N/A                | N/A                |
| Trucks and other Rubber Tire Vehicles | N/A                | N/A                | N/A                | N/A                | N/A                |
| Intelligent Transportation System     | N/A                | N/A                | N/A                | N/A                | N/A                |
| Electronic Farebox System             | N/A                | N/A                | N/A                | N/A                | N/A                |
| Custom 3                              | N/A                | N/A                | N/A                | N/A                | N/A                |

*\*This table is included in the document to provide information for the State and Federal Governments*

**Table 4: Percentage of Facilities in Hernando County, Florida that have met or exceeded their ULB, by Facility Type and Target Year, 2019 to 2023**

| <b>Facility Type</b>       | <b>2019 Target</b> | <b>2020 Target</b> | <b>2021 Target</b> | <b>2022 Target</b> | <b>2023 Target</b> |
|----------------------------|--------------------|--------------------|--------------------|--------------------|--------------------|
| Administration             | N/A                | N/A                | N/A                | N/A                | N/A                |
| Maintenance                | N/A                | N/A                | N/A                | N/A                | N/A                |
| Parking Structures         | N/A                | N/A                | N/A                | N/A                | N/A                |
| Passenger Facilities       | N/A                | N/A                | N/A                | N/A                | N/A                |
| Equipment Storage Facility | N/A                | N/A                | N/A                | N/A                | N/A                |
| Custom 2                   | N/A                | N/A                | N/A                | N/A                | N/A                |
| Custom 3                   | N/A                | N/A                | N/A                | N/A                | N/A                |

*\*This table is included in the document to provide information for the State and Federal Governments*

## **TAM Performance Measures and Targets, Citrus County: Age**

---

On September 18, 2018, the MPO adopted Resolution 2018-11 to incorporate the performance targets and measures identified in the Citrus County Asset Management Plan for Citrus Transit into the TIP shown in Table 5, Table 6, and Table 7 below.

**Table 5: Percentage of Revenue Vehicles in Citrus County, Florida that have met or exceeded their ULB, by Revenue Vehicle Type and Target Year, 2019 to 2023**

| <b>Revenue Vehicle Type</b>      | <b>2019 Target</b> | <b>2020 Target</b> | <b>2021 Target</b> | <b>2022 Target</b> | <b>2023 Target</b> |
|----------------------------------|--------------------|--------------------|--------------------|--------------------|--------------------|
| AB-Articulated Bus               | N/A                | N/A                | N/A                | N/A                | N/A                |
| AO – Automobile                  | N/A                | N/A                | N/A                | N/A                | N/A                |
| BR- Over-the-Road Bus            | N/A                | N/A                | N/A                | N/A                | N/A                |
| BU – Bus                         | N/A                | N/A                | N/A                | N/A                | N/A                |
| CY – Cutaway Bus                 | 20%                | 20%                | 20%                | 20%                | 20%                |
| DB – Double Decked Bus           | N/A                | N/A                | N/A                | N/A                | N/A                |
| FB – Ferry Boat                  | N/A                | N/A                | N/A                | N/A                | N/A                |
| MB – Mini-Bus                    | N/A                | N/A                | N/A                | N/A                | N/A                |
| MV – Mini-Van                    | 100%               | N/A                | N/A                | N/A                | N/A                |
| RT – Rubber-Tire Vintage Trolley | N/A                | N/A                | N/A                | N/A                | N/A                |
| SB – School Bus                  | N/A                | N/A                | N/A                | N/A                | N/A                |
| SV – Sports Utility              | N/A                | N/A                | N/A                | N/A                | N/A                |
| TB – Trolley Bus                 | N/A                | N/A                | N/A                | N/A                | N/A                |
| VN – Van                         | N/A                | N/A                | N/A                | N/A                | N/A                |
| Generator                        | 0%                 | N/A                | N/A                | N/A                | N/A                |
| Custom 2                         | N/A                | N/A                | N/A                | N/A                | N/A                |
| Custom 3                         | N/A                | N/A                | N/A                | N/A                | N/A                |



**Table 6: Percentage of Equipment in Citrus County, Florida that have met or exceeded their ULB, by Equipment Type and Target Year, 2019 to 2023**

| <b>Equipment Type</b>                 | <b>2019 Target</b> | <b>2020 Target</b> | <b>2021 Target</b> | <b>2022 Target</b> | <b>2023 Target</b> |
|---------------------------------------|--------------------|--------------------|--------------------|--------------------|--------------------|
| Non-Revenue / Service Automobile      | N/A                | N/A                | N/A                | N/A                | N/A                |
| Steel Wheel Vehicles                  | N/A                | N/A                | N/A                | N/A                | N/A                |
| Trucks and other Rubber Tire Vehicles | N/A                | N/A                | N/A                | N/A                | N/A                |
| Intelligent Transportation System     | N/A                | N/A                | N/A                | N/A                | N/A                |
| Electronic Farebox System             | N/A                | N/A                | N/A                | N/A                | N/A                |
| Custom 3                              | N/A                | N/A                | N/A                | N/A                | N/A                |

*\*This table contains no values for the target years. It is included in the document to provide information for the State and Federal Governments*

**Table 7: Percentage of Facilities in Citrus County, Florida that have met or exceeded their ULB, by Facility Type and Target Year, 2019 to 2023**

| <b>Facility Type</b>       | <b>2019 Target</b> | <b>2020 Target</b> | <b>2021 Target</b> | <b>2022 Target</b> | <b>2023 Target</b> |
|----------------------------|--------------------|--------------------|--------------------|--------------------|--------------------|
| Administration             | N/A                | N/A                | N/A                | N/A                | N/A                |
| Maintenance                | N/A                | N/A                | N/A                | N/A                | N/A                |
| Parking Structures         | N/A                | N/A                | N/A                | N/A                | N/A                |
| Passenger Facilities       | N/A                | N/A                | N/A                | N/A                | N/A                |
| Equipment Storage Facility | N/A                | N/A                | N/A                | N/A                | N/A                |
| Custom 2                   | N/A                | N/A                | N/A                | N/A                | N/A                |
| Custom 3                   | N/A                | N/A                | N/A                | N/A                | N/A                |

*\*This table contains no values for the target years. It is included in the document to provide information for the State and Federal Governments*

## Major Projects

The following Major Capacity/Congestion projects were initiated or scheduled for a production phase in FY 2020:

*Table 8: Major Capacity/Congestion Projects for Citrus and Hernando Counties, By Facility, 2019*

| Facility                        | From                            | To                              | Activity                 | Project Phase | Year      |
|---------------------------------|---------------------------------|---------------------------------|--------------------------|---------------|-----------|
| Suncoast Parkway II (SR 589)    | SR 44                           | CR 486                          | New 4 lane Toll Road     | CONST         | 2024      |
| SR 50/US 98 (Cortez Blvd.)      | Lockhart Road                   | E. of Remington Road            | Add 2 lanes (existing 4) | CONST         | 2020      |
| SR 50/US 98 (Cortez Blvd.)      | Windmere Rd.                    | US 98 (McKethan Rd.)            | Add 2 lanes (existing 4) | CONST         | 2020      |
| SR 50 (Cortez Blvd.)            | US 98 (McKethan Rd.)            | US 301 (Treiman Blvd.)          | Add 2 lanes (existing 2) | CONST         | 2020      |
| CR 578 (County Line Rd.)        | Toll 589 (Suncoast Pkwy.)       | US 41 (Broad St.)               | Construct 4 lanes        | CONST         | 2019      |
| SR 50 Bypass                    | CR 485 (Cobb Rd.)               | W. of Buck Hope Road            | Add 2 lanes (existing 4) | CONST         | 2023      |
| SR 50 Bypass                    | W. of Buck Hope Road            | Jefferson Street (50A)          | Add 2 lanes (existing 4) | CONST         | 2024      |
| US 41 (SR 45) (N. Florida Ave.) | SR 44 (E. Gulf to Lake Hwy.)    | S of Withlacoochee Trail Bridge | Add 2 lanes (existing 2) | CONST         | 2023      |
| US 41 (SR 45) (N. Florida Ave.) | S of Withlacoochee Trail Bridge | Live Oak Ln.                    | Add 2 lanes (existing 2) | ROW           | 2020-2021 |
| US 41 (SR 45) (N. Florida Ave.) | Live Oak Ln.                    | Arlington St.                   | Add 2 lanes (existing 2) | ROW           | 2024      |
| SR 50 (Cortez Blvd.)            | US 301/SR 35 (Treiman Blvd.)    | Hernando/Sumter Co. Line        | Add 2 lanes (existing 2) | ADV ROW       | 2022      |

## Complete Streets

The following Complete Streets Transportation Alternative projects were initiated or scheduled for a production phase in FY 2020:

*Table 9: Complete Streets Transportation Alternative Projects for Hernando/Citrus MPO, by Project/Corridor, 2019*

| Project/Corridor                                     | From                           | To                          | Project Type | Project Phase/Year     |
|--|--------------------------------|-----------------------------|--------------|------------------------|
| Explorer K-8 - Sidewalks (SRTS Application)          | w/n 2-mile radius of school    |                             | SRTS         | CST 2022               |
| JD Floyd K-8 - Sidewalks (SRTS Application)          | w/n 2-mile radius of school    |                             | SRTS         | CST 2020               |
| Brooksville Elementary - Sidewalk (SRTS Application) | w/n 2-mile radius of school    |                             | SRTS         | CST 2020               |
| Westside Elementary - Sidewalk (SRTS application)    | w/n 2-mile radius of school    |                             | SRTS         | CST 2020               |
| GNT Gap Connector Trail - Multi-Use Trail            | SR50/Cortez Blvd.              | GNT                         | ST           | CST 2020               |
| West GNT Trail Connector - Multi-Use Trail           | W Suncoast Pkwy                | SR 50/Cortez Blvd.          | ST           | CST 2020               |
| Deltona Blvd. - Sidewalk                             | Elgin Blvd.                    | SR 50                       | TA           | CST 2021               |
| Deltona Blvd. - Sidewalk                             | Spring Hill Dr.                | Begonia St.                 | TA           | CST 2021               |
| E. Linden Dr.- Sidewalk                              | Coronado Dr.                   | Spring Hill Dr.             | TA           | CST 2021               |
| Elgin Blvd. - Sidewalk                               | Deltona Blvd.                  | Mariner Blvd.               | TA           | CST 2022               |
| S Linden Dr. - Sidewalk                              | County Line Rd.                | Spring Hill Dr.             | TA           | CST 2024               |
| US 19/SR 55/S. Suncoast Blvd. - Multi-Use Trail      | Hernando/Citrus County Line    | W. Green Acres St.          | RRR          | CST 2020               |
| Forest Ridge Elementary - Phase I Sidewalk           | W. Norvell Bryant Hwy (CR 486) | W. Lake Beverly Dr.         | SRTS         | CST 2021               |
| Withlacoochee State Trail (WST) Connector            | WST Northern Terminus          | Dunnellon Trailhead         | ST           | CST 2019               |
| Pleasant Grove Elementary (CR 581) - Sidewalk        | Pleasant Grove Rd.             | W. Gulf to Lake Hwy (SR 44) | SRTS         | CST 2020               |
| N Turkey Oak Dr.                                     | SR 44                          | US 19                       | SRTS         | CST 2021               |
| Withlacoochee State Trail (WST) - Rehabilitation     | Hernando/Citrus County Line    | Citrus/Marion County Line   | TBD          | Feasibility Study 2020 |
| Eastside Elementary - Sidewalk                       | w/n 2-mile radius of school    |                             | SRTS         | PE 2022                |
| Fox Chapel Middle School - Sidewalk                  | w/n 2-mile radius of school    |                             | SRTS         | PE 2022                |

| Project/Corridor  | From              | To          | Project Type | Project Phase/Year |
|-------------------|-------------------|-------------|--------------|--------------------|
| W. Landover Blvd. | Northcliffe Blvd. | Elgin Blvd. | TA           | CST 2023           |

### **Public Involvement**

As previously noted, it is the policy of the Hernando/Citrus MPO to agenda public input at all of its meetings. The public participation process is outlined in the MPO’s Public Participation Plan (PPP) which can be accessed at the following link: <https://www.hernandocounty.us/departments/departments-f-m/metropolitan-planning-organization-new/get-involved>. The PPP was updated in September 2018. The PPP outlines goals and objectives for actively engaging the public in its programs and processes to ensure transparency. In addition to the MPO providing a newsletter, the Citizens Advisory Committee (CAC) and Bicycle Advisory Committee (BPAC) is used to enhance public involvement throughout the planning process. As part of the LRTP update, a series of stakeholder interviews and workshops are being conducted in 2019. The MPO website is routinely updated with relevant announcements and information. The draft FY 2019/2020-2023/2024 TIP was posted on the MPO’s website during the review process 30 days prior to adoption of the document by the MPO Board at its meeting on June 18, 2019. <https://www.fdot.gov/planning/policy/metrosupport/>

### **Amendments**

At times, the TIP may require changes that are necessitated by the addition of a new project to the FDOT 5-Year Work Program that is not yet in the TIP or changes due to monetary revisions to the State’s Budget. Such changes are reflected in the TIP through amendments. Proposed amendments are generally presented to the public as part of the MPO’s regularly advertised meetings. Copies of the proposed amendments are made part of the agenda package which is available for public review on the MPO’s website. After approval by the MPO, amendments are attached at the end of the original TIP and submitted to the State for inclusion in the STIP.

### **Certification**

In April 2014, Governor Rick Scott authorized the redesignation, planning area boundary expansion and reapportionment of the Hernando County MPO. This redesignation resulted in the renaming and expansion of the MPO to the Hernando/Citrus MPO. The MPO participates in an annual joint-certification process with FDOT District 7 staff, the last review was conducted on March 20, 2019.

# ***FIVE-YEAR FUNDED PROJECTS***

## HERNANDO/CITRUS MPO FIVE-YEAR FUNDED PROJECTS

### Introduction

This section of the TIP is based on input from the FDOT. It incorporates all the major bridge, highway, rail, intersection, maintenance, repair, reconstruction, replacement, and new construction projects currently programmed for accomplishment with State and/or Federal funds in the Hernando/Citrus MPO Area.

Specifically included are projects on the Interstate, National Highway System (NHS), and Strategic Intermodal System (SIS). Also included are projects on all other (non-interstate and non-NHS) categories of roads that needed to be highlighted.

The primary purpose of this section is to provide details of area priorities, funding, phasing, cost estimates, and the timings of the Hernando/Citrus MPO improvements projected for implementation for Surface Transportation Program (STP) and other non-local funds.

### Fiscal Summary of TIP Projects for FY 2019/20 - 2023/24

A Fund Summary of the TIP is provided below to demonstrate financial feasibility of the projects programmed in the next five years.

*Table 10: Five-Year TIP Fund Summary for the FDOT District 7 by Fund Name, 2020-2024 in Year of Expenditure*

| <b>Fund</b> | <b>Fund Name</b>               | <b>&gt; 2020</b> | <b>2020</b> | <b>2021</b> | <b>2022</b> | <b>2023</b> | <b>2024</b> | <b>&gt; 2024</b> | <b>All Years</b> |
|-------------|--------------------------------|------------------|-------------|-------------|-------------|-------------|-------------|------------------|------------------|
| ACID        | ADV CONSTRUCTION SAFETY (HSID) | 0                | 1,414,509   | 0           | 0           | 0           | 0           | 0                | 1,414,509        |
| ACNP        | ADVANCE CONSTRUCTION NHPP      | 3,545,395        | 60,902,585  | 6,055,711   | 0           | 0           | 36,932,171  | 0                | 107,435,862      |
| ACSA        | ADVANCE CONSTRUCTION (SA)      | 533,181          | 0           | 0           | 0           | 0           | 0           | 0                | 533,181          |
| ACSL        | ADVANCE CONSTRUCTION (SL)      | 31,902           | 0           | 0           | 0           | 0           | 0           | 0                | 31,902           |
| ACSS        | ADVANCE CONSTRUCTION (SS, HSP) | 0                | 71,732      | 2,296,421   | 0           | 0           | 0           | 0                | 2,368,153        |

| <b>Fund</b> | <b>Fund Name</b>               | <b>&gt; 2020</b> | <b>2020</b> | <b>2021</b> | <b>2022</b> | <b>2023</b> | <b>2024</b> | <b>&gt; 2024</b> | <b>All Years</b> |
|-------------|--------------------------------|------------------|-------------|-------------|-------------|-------------|-------------|------------------|------------------|
| CM          | CONGESTION MITIGATION - AQ     | 0                | 73,503      | 0           | 1,843,091   | 0           | 0           | 0                | 1,916,594        |
| D           | UNRESTRICTED STATE PRIMARY     | 50,105,906       | 3,150,000   | 3,230,000   | 3,230,000   | 3,230,000   | 3,230,000   | 0                | 66,175,906       |
| DC          | STATE PRIMARY PE CONSULTANTS   | \$1,626          | 0           | 0           | 0           | 0           | 0           | 0                | 1,626            |
| DDR         | DISTRICT DEDICATED REVENUE     | 10,484,229       | 13,452,442  | 21,236,122  | 14,861,121  | 7,653,746   | 0           | 0                | 67,687,660       |
| DI          | ST. - S/W INTER/INTRASTATE HWY | 22,408,597       | 0           | 0           | 0           | 8,564,545   | 0           | 0                | 30,973,142       |
| DIH         | STATE IN-HOUSE PRODUCT SUPPORT | 1,741,524        | 2,184,630   | 634,284     | 472,868     | 287,236     | 0           | 0                | 5,320,542        |
| DPTO        | STATE - PTO                    | 2,541,205        | 991,510     | 1,346,190   | 1,180,081   | 888,106     | 1,109,480   | 0                | 8,056,572        |
| DS          | STATE PRIMARY HIGHWAYS & PTO   | 9,080,583        | 1,011,267   | 0           | 5,096,376   | 3,916,244   | 0           | 0                | 19,104,470       |
| DU          | STATE PRIMARY/FEDERAL REIMB    | 11,633,398       | 525,543     | 614,001     | 669,656     | 705,884     | 734,671     | 0                | 14,883,153       |
| EB          | EQUITY BONUS                   | 1,009,491        | 0           | 0           | 0           | 0           | 0           | 0                | 1,009,491        |
| FAA         | FEDERAL AVIATION ADMIN         | 0                | 7,394,300   | 486,000     | 12,219,900  | 0           | 0           | 0                | 20,100,200       |
| FTA         | FEDERAL TRANSIT ADMINISTRATION | 10,093,786       | 1,800,000   | 1,800,000   | 1,800,000   | 900,000     | 0           | 0                | 16,393,786       |
| GFSA        | GF STPBG ANY AREA              | 0                | 9,188,493   | 0           | 0           | 0           | 0           | 0                | 9,188,493        |
| GFSL        | GF STPBG <200K<5K (SMALL URB)  | 0                | 1,836,008   | 0           | 0           | 0           | 0           | 0                | 1,836,008        |
| GFSN        | GF STPBG <5K (RURAL)           | 0                | 291,351     | 0           | 0           | 0           | 0           | 0                | 291,351          |
| GMR         | GROWTH MANAGEMENT FOR SIS      | 2,417,000        | 0           | 0           | 0           | 0           | 0           | 0                | 2,417,000        |
| GRSC        | GROWTH MANAGEMENT FOR SCOP     | 0                | 605,287     | 653,795     | 678,513     | 731,923     | 0           | 0                | 2,669,518        |
| HSP         | SAFETY (HIWAY SAFETY PROGRAM)  | 100,709          | 0           | 0           | 0           | 0           | 0           | 0                | 100,709          |

| <b>Fund</b> | <b>Fund Name</b>               | <b>&gt; 2020</b> | <b>2020</b> | <b>2021</b> | <b>2022</b> | <b>2023</b> | <b>2024</b> | <b>&gt; 2024</b> | <b>All Years</b> |
|-------------|--------------------------------|------------------|-------------|-------------|-------------|-------------|-------------|------------------|------------------|
| LF          | LOCAL FUNDS                    | 16,676,320       | 9,782,537   | 2,522,738   | 3,095,397   | 1,410,616   | 1,540,868   | 0                | 35,028,476       |
| LFP         | LOCAL FUNDS FOR PARTICIPATING  | 0                | 499,162     | 533,316     | 488,933     | 486,428     | 0           | 0                | 2,007,839        |
| NHPP        | IM, BRDG REPL, NATNL HWY-MAP21 | 821,170          | 0           | 0           | 0           | 0           | 0           | 0                | 821,170          |
| NHRE        | NAT HWY PERFORM - RESURFACING  | 0                | 2,181,385   | 0           | 0           | 0           | 0           | 0                | 2,181,385        |
| PKBD        | TURNPIKE MASTER BOND FUND      | 92,476,314       | 0           | 0           | 12,000,000  | 0           | 64,714,000  | 0                | 169,190,314      |
| PKED        | 2012 SB1998-TURNPIKE FEEDER RD | 6,524,808        | 0           | 0           | 0           | 0           | 0           | 0                | 6,524,808        |
| PKYI        | TURNPIKE IMPROVEMENT           | 83,695,742       | 5,968,372   | 2,200,000   | 7,041,004   | 0           | 0           | 0                | 98,905,118       |
| PKYO        | TURNPIKE TOLL COLLECTION/OPER. | 0                | 82,080      | 0           | 0           | 0           | 0           | 0                | 82,080           |
| PKYR        | TURNPIKE RENEWAL & REPLACEMENT | 4,145            | 0           | 0           | 0           | 0           | 0           | 0                | 4,145            |
| PL          | METRO PLAN (85% FA; 15% OTHER) | 896,637          | 507,012     | 507,012     | 507,012     | 507,012     | 0           | 0                | 2,924,685        |
| RED         | REDISTR. OF FA (SEC 1102F)     | 48,983           | 0           | 0           | 0           | 0           | 0           | 0                | 48,983           |
| SA          | STP, ANY AREA                  | 7,541,030        | 6,513,200   | 0           | 0           | 64,750      | 0           | 0                | 14,118,980       |
| SCED        | 2012 SB1998-SMALL CO OUTREACH  | 0                | 256,410     | 256,410     | 256,410     | 256,410     | 0           | 0                | 1,025,640        |
| SCOP        | SMALL COUNTY OUTREACH PROGRAM  | 0                | 245,599     | 249,231     | 251,684     | 167,618     | 0           | 0                | 914,132          |
| SCWR        | 2015 SB2514A-SMALL CO OUTREACH | 0                | 299,487     | 300,385     | 280,188     | 303,333     | 0           | 0                | 1,183,393        |
| SL          | STP, AREAS <= 200K             | 5,181,114        | 2,014,102   | 3,262,479   | 12,500      | 12,500      | 12,500      | 0                | 10,495,195       |
| SN          | STP, MANDATORY NON-URBAN <= 5K | 682,749          | 1,385,819   | 686,660     | 684,162     | 670,360     | 684,458     | 0                | 4,794,208        |
| SR2S        | SAFE ROUTES - INFRASTRUCTURE   | 34,746           | 0           | 0           | 0           | 0           | 0           | 0                | 34,746           |
| SR2T        | SAFE ROUTES - TRANSFER         | 1,533,513        | 648,898     | 2,234,516   | 510,551     | 0           | 0           | 0                | 4,927,478        |



| <b>Fund</b> | <b>Fund Name</b>                 | <b>&gt; 2020</b>   | <b>2020</b>        | <b>2021</b>       | <b>2022</b>       | <b>2023</b>       | <b>2024</b>        | <b>&gt; 2024</b> | <b>All Years</b>   |
|-------------|----------------------------------|--------------------|--------------------|-------------------|-------------------|-------------------|--------------------|------------------|--------------------|
| TALL        | TRANSPORTATION<br>ALTS- <200K    | 16,626             | 344,553            | 338,573           | 348,236           | 348,774           | 348,387            | 0                | 1,745,149          |
| TALN        | TRANSPORTATION<br>ALTS- < 5K     | 0                  | 54,693             | 0                 | 0                 | 0                 | 0                  | 0                | 54,693             |
| TALT        | TRANSPORTATION<br>ALTS- ANY AREA | 762,879            | 1,109,544          | 525,782           | 2,470,716         | 246,242           | 314,982            | 0                | 5,430,145          |
| TLWR        | 2015 SB2514A-TRAIL<br>NETWORK    | 5,553,619          | 7,755,285          | 0                 | 14,376,388        | 0                 | 0                  | 0                | 27,685,292         |
|             | <b>Grand Total</b>               | <b>348,178,927</b> | <b>144,541,298</b> | <b>51,969,626</b> | <b>84,374,787</b> | <b>31,351,727</b> | <b>109,621,517</b> | <b>0</b>         | <b>770,037,882</b> |

*\*Effective Date: 04/03/2019 Florida Department of Transportation Run: 04/05/2019 15.01.31*

## FULL PROJECT COSTS AND OTHER PROJECT DETAILS

### Projects on the Strategic Intermodal System (SIS)

The normal project production sequence is to have a Project Development and Environment (PD&E) phase, a Design (PE) phase, a Right of Way (ROW) phase, and a Construction (CST) phase. Some projects may not have a ROW phase, if land is not needed to complete the project. Costs on the TIP pages for projects on the SIS will have historical costs, five years of the current TIP and five years beyond the current TIP. If there is no CST phase on the TIP page, then the entry will probably not be reflective of the total project cost. For some projects, such as resurfacing, safety or operational project, there may not be a total cost provided but rather additional details on that program.

The SIS is a network of high priority transportation facilities which includes the State’s largest and most significant commercial service airports, spaceport, deep-water seaports, freight rail terminals, passenger rail and intercity bus terminals, rail corridors, waterways and highways. All projects on the SIS will have a SIS identifier on the TIP page (see example TIP page below).

For costs beyond the ten-year window, access to the LRTP is provided. The LRTP reference on the TIP page provides the information necessary to locate the full project costs and/or additional details regarding the project in the LRTP (see example Table 11 and Table 12 below).

**Table 11: Example TIP Project Listing, Five-Year TIP 2020-2024 Descriptive Information for Project Item Number 411012 2**

| Descriptor           | Descriptor Information  |
|----------------------|---|
| Project Item Number: | 411012 2  |
| LRTP:                | Objectives 1.2, 1.4, 1.8, 1.9 (Pages 5-11, 6-6 through 6-7); Appendix H |
| District:            | 07  |
| County:              | Hernando  |
| Project Description: | I-75 (SR) From N of SR 60 to Hernando/Sumter Co/L *SIS*                 |
| Type of Work:        | Add Lanes & Rehabilitate Pvmnt  |
| Project Length:      | 13.084  |

**Table 12: Example TIP Project Listing Funding Table for Project Item Number 411012 2 by Fund and Phase, Hernando/Citrus MPO**

| <b>Fund</b>                                      | <b>&lt; 2017</b>  | <b>2017</b> | <b>2018</b> | <b>2019</b> | <b>2020</b> | <b>2021</b> | <b>&gt; 2021</b> | <b>All Years</b>  |
|--|-------------------|-------------|-------------|-------------|-------------|-------------|------------------|-------------------|
| <b>Preliminary Engineering / Managed by FDOT</b> |                   |             |             |             |             |             |                  |                   |
| -Total Outside Years                             | 4,176,639         | 0           | 0           | 0           | 0           | 0           | 0                | 4,176,639         |
| <b>Right of Way / Managed by FDOT</b>            |                   |             |             |             |             |             |                  |                   |
| -Total Outside Years                             | 604,682           |             |             |             |             |             |                  | 604,682           |
| <b>Environmental / Managed by FDOT</b>           |                   |             |             |             |             |             |                  |                   |
| -Total Outside Years                             | 37,767            |             |             |             |             |             |                  | 37,767            |
| <b>Design Build / Managed by FDOT</b>            |                   |             |             |             |             |             |                  |                   |
| -Total Outside Years                             | 23,439,964        |             |             |             |             |             |                  | 23,439,964        |
| <b>Item 411012 2 Totals</b>                      | <b>28,259,052</b> |             |             |             |             |             |                  | <b>28,259,052</b> |

**Non- SIS Projects**

The normal project production sequence is to have a Project Development and Environment (PD&E) phase, a Design (PE) phase, a Right of Way (ROW) phase, and a Construction (CST) phase. Some projects may not have a ROW phase, if land is not needed to complete the project. Costs on the TIP pages for projects not on the SIS will have historical costs and five years of the current TIP. If there is no CST phase on the TIP page, then the entry will probably not be reflective of the total project cost. For some projects, such as resurfacing, safety or operational projects, there may not be a total cost provided but rather additional details on that program.

Total project costs and other project details will be accessible in the TIP for all Non-SIS projects in the TIP. All projects not on the SIS will have a Non-SIS identifier on the TIP page (see example TIP page below).

For costs beyond the five-year window, access to the LRTP is provided. The LRTP reference on the TIP page provides the information necessary to locate the full project costs and/or additional details regarding the project in the LRTP (see example Table 13 and Table 14 below). If there is no LRTP reference in the TIP, full project costs are provided in the TIP.

**Table 13: Example TIP Project Listing Five-Year TIP 2020-2024 Descriptive Information for Project Item Number 436712 1, Hernando/Citrus MPO**

| Descriptor        | Descriptor Information                                       |
|-------------------|--|
| LRTP Objectives:  | Objectives 2.3, 3.4, 3.5 (Pages 6-8 through 6-9); Appendix H |
| County:           | Hernando   |
| Extra Description | Sidewalk, Design and Construct 5' sidewalks                  |

**Table 14: Example TIP Project Listing Five-Year TIP 2020-2024 Funding Table for Project Item Number 436712 1 by Fund and Phase, Hernando/Citrus MPO**

| Fund  | < 2017            | 2017          | 2018     | 2019     | 2020           | 2021 | > 2021 | All Years         |
|---|-------------------|---------------|----------|----------|----------------|------|--------|-------------------|
| <b>Preliminary Engineering / Managed by Hernando County Board of County Commissioners</b> |                   |               |          |          |                |      |        |                   |
| -SR2T – Safe Routes - Transfer  | 0                 | 54,799        | 0        | 0        | 0              | 0    | 0      | 54,799            |
| <b>Construction / Managed by Hernando County Board of County Commissioners</b>            |                   |               |          |          |                |      |        |                   |
| Tall – Transportation Alts- < 200K  | 0                 | 0             | 0        | 0        | 291,985        |      |        | 291,985           |
| <b>Item 436712 1 Totals</b>   | <b>0</b>          | <b>54,799</b> | <b>0</b> | <b>0</b> | <b>291,985</b> |      |        | <b>291,985</b>    |
| <b>Project Total</b>  | <b>28,259,052</b> |               |          |          |                |      |        | <b>28,259,052</b> |

**Disclaimer:**

The “Total Project Cost” amount displayed for each of the federal and state funded projects in the TIP represents 5 years of programming in the FDOT Work Program plus historical cost information for all projects having expenditures paid by FDOT prior to FY 2020 .

For a more comprehensive view of a particular project’s anticipated total project cost for all phases of the project, please refer to the Long Range Transportation Plan (LRTP). The Effective Date for the following tables is 04/03/2019 they are from the Florida Department of Transportation Run: 04/05/2019 14.58.54.

**Five-Year TIP 2020-2024 Project Listings: Highway**

**Project Item Number: 257165 3**

*Table 15: Five-Year TIP 2020-2024 Descriptive Information for Project Item Number 257165 3, Hernando/Citrus MPO*

|                      |   |
|----------------------|---|
| <b>Descriptor</b>    |   |
| Project Item Number: |   |
| LRTP Objectives:     | 1.3, 1.4, 1.8 (pages 6-6 through 6-7): Appendix H |
| District:            |   |
| County:              | Citrus  |
| Project Description  |   |
| Type of Work:        | ADD LANES & REHABILITATE PVMNT                    |
| Extra Description:   |   |
| Project Length:      | .998  |

*Table 16: Five-Year TIP 2020-2024 Funding Table for Project Item Number 257165 3, by Fund and Phase, Hernando/Citrus MPO*

| <b>Right of Way / Managed by FDOT</b> |         |           |           |           |           |   |   |   |           |
|---------------------------------------|---------|-----------|-----------|-----------|-----------|---|---|---|-----------|
| CM -Congestion Management - AQ        | 0       | 0         | 0         | 1,843,091 | 0         | 0 | 0 | 0 | 1,843,091 |
| DDR -District Dedicated Revenue       | 0       | 1,827,635 | 2,659,525 | 3,180,561 | 0         | 0 | 0 | 0 | 7,667,721 |
| DIH -State In-House Product Support   | 245,000 | 295,000   | 40,000    | 0         | 0         | 0 | 0 | 0 | 580,000   |
| DS -State Primary Highways and PTO    | 3,459   | 92,366    | 0         | 20,656    | 0         | 0 | 0 | 0 | 116,481   |
| GFSA -GF STPBG Any Area               | 0       | 4,740,206 | 0         | 0         | 0         | 0 | 0 | 0 | 4,740,206 |
| GFSN -GF STPBG < 5K (Rural)           | 0       | 291,351   | 0         | 0         | 0         | 0 | 0 | 0 | 291,351   |
| SN -STP, Mandatory Non-Urban ≤ 5K     | 645,249 | 1,373,319 | 674,160   | 671,662   | 0         | 0 | 0 | 0 | 3,364,390 |
| <b>Construction / Managed by FDOT</b> |         |           |           |           |           |   |   |   |           |
| DDR -District Dedicated Revenue       | 0       | 0         | 0         | 0         | 7,542,300 | 0 | 0 | 0 | 7,542,300 |
| DIH - State In-House Product Support  | 0       | 0         | 0         | 0         | 168,283   | 0 | 0 | 0 | 168,283   |

| Fund                                | < 2020         | 2020             | 2021             | 2022             | 2023              | 2024     | > 2024   | All Years         |
|-------------------------------------|----------------|------------------|------------------|------------------|-------------------|----------|----------|-------------------|
| DS - State Primary Highways and PTO | 0              | 0                | 0                | 0                | 3,916,244         | 0        | 0        | 3,916,244         |
| SN - STP, Mandatory Non-Urban ≤ 5K  | 0              | 0                | 0                | 0                | 657,860           | 0        | 0        | 657,860           |
| <b>Item 257165 3 Totals:</b>        | <b>893,708</b> | <b>8,619,877</b> | <b>3,373,685</b> | <b>5,715,970</b> | <b>12,284,687</b> | <b>0</b> | <b>0</b> | <b>30,887,927</b> |

**Project Item Number: 257165 4**

*Table 17: Five-Year TIP 2020-2024 Descriptive Information for Project Item Number 257165 4, Hernando/Citrus MPO*

| Descriptor           |   |
|----------------------|---|
| Project Item Number: |   |
| L RTP Objectives:    | 1.3, 1.4, 1.8 (pages 6-6 through 6-7): Appendix H |
| District:            |   |
| County:              | Citrus  |
| Project Description  |   |
| Type of Work:        | ADD LANES & REHABILITATE PVM                      |
| Extra Description:   |   |
| Project Length:      | .899  |

*Table 18: Five-Year TIP 2020-2024 Project Item Number 257165 4 Funding Table, by Fund and Phase, Hernando/Citrus MPO*

| <b>Right of Way / Managed by FDOT</b> |          |                |                  |                  |          |          |          |                  |
|---------------------------------------|----------|----------------|------------------|------------------|----------|----------|----------|------------------|
| DDR -District Dedicated Revenue       | 0        | 330,189        | 3,289,242        | 3,912,869        | 0        | 0        | 0        | 7,532,300        |
|                                       | 0        | 300,101        | 300,101          | 0                | 0        | 0        | 0        | 600,202          |
| DS - State Primary Highways and PTO   | 0        | 43,000         | 0                | 0                | 0        | 0        | 0        | 43,000           |
| <b>Item 257165 4 Totals:</b>          | <b>0</b> | <b>673,290</b> | <b>3,589,343</b> | <b>3,912,869</b> | <b>0</b> | <b>0</b> | <b>0</b> | <b>8,175,502</b> |

**Project Item Number: 257165 5**

**Table 19: Five-Year TIP 2020-2024 Descriptive Information for Project Item Number 257165 5, Hernando/Citrus MPO**

| Descriptor           |   |
|----------------------|---|
| Project Item Number: |   |
| LRTP Objectives:     | 1.3, 1.4, 1.8 (pages 6-6 through 6-7): Appendix H |
| District:            |   |
| County:              | Citrus  |
| Project Description  |   |
| Type of Work:        | ADD LANES & REHABILITATE PVMNT                    |
| Extra Description:   |   |
| Project Length:      | .897  |

**Table 20: Five-Year TIP 2020-2024 Project Item Number 257165 5 Funding Table, by Fund and Phase, Hernando/Citrus MPO**

| <b>Right of Way / Managed by FDOT</b> |                |                  |                  |                  |                   |                |          |                   |
|---------------------------------------|----------------|------------------|------------------|------------------|-------------------|----------------|----------|-------------------|
| SN -STP, Mandatory Non-Urban ≤ 5K     | 0              | 0                | 0                | 0                | 0                 | 671,958        | 0        | 671,958           |
| <b>Item 257165 5 Totals:</b>          | <b>0</b>       | <b>0</b>         | <b>0</b>         | <b>0</b>         | <b>0</b>          | <b>671,958</b> | <b>0</b> | <b>671,958</b>    |
| <b>Project Total:</b>                 | <b>893,708</b> | <b>9,293,167</b> | <b>6,963,028</b> | <b>9,628,839</b> | <b>12,284,687</b> | <b>671,958</b> | <b>0</b> | <b>39,735,387</b> |

**Project Item Number: 405822 5**

**Table 21: Five-Year TIP 2020-2024 Descriptive Information for Project Item Number 405822 5, Hernando/Citrus MPO**

| Descriptor           |   |
|----------------------|---|
| Project Item Number: |   |
| LRTP Objectives:     | 1.3, 1.4, 1.8 (pages 6-6 through 6-7): Appendix H |
| District:            |   |
| County:              | CITRUS  |
| Project Description  |   |
| Type of Work:        | ADD LANES & RECONSTRUCT                           |
| Extra Description:   |   |
| Project Length:      | 4.090   |

**Table 22: Five-Year TIP 2020-2024 Project Item Number 405822 5 Funding Table, by Fund and Phase, Hernando/Citrus MPO**

| Fund   | <2020            | 2020     | 2021     | 2022     | 2023          | 2024     | >2024    | All Years        |
|--|------------------|----------|----------|----------|---------------|----------|----------|------------------|
| <b>Preliminary Engineering / Managed by FDOT</b> |                  |          |          |          |               |          |          |                  |
| DDR - District Dedicated Revenue                 | 505,217          | 0        | 0        | 0        | 0             | 0        | 0        | 505,217          |
| DIH - State In-House Product Support             | 19,628           | 0        | 0        | 0        | 0             | 0        | 0        | 19,628           |
| DS - State Primary Highways and PTO              | 56,600           | 0        | 0        | 0        | 0             | 0        | 0        | 56,600           |
| SA -STP, Any Area                                | 1,760,062        | 0        | 0        | 0        | 0             | 0        | 0        | 1,760,062        |
| <b>Environmental / Managed by FDOT</b>           |                  |          |          |          |               |          |          |                  |
| SA -STP, Any Area                                | 0                | 0        | 0        | 0        | 64,750        | 0        | 0        | 64,750           |
| <b>Item 405822 5 Totals:</b>                     | <b>2,341,507</b> | <b>0</b> | <b>0</b> | <b>0</b> | <b>64,750</b> | <b>0</b> | <b>0</b> | <b>2,406,257</b> |
| <b>Project Total:</b>                            | <b>2,341,507</b> | <b>0</b> | <b>0</b> | <b>0</b> | <b>64,750</b> | <b>0</b> | <b>0</b> | <b>2,406,257</b> |



**Project Item Number: 435295 2**

**Table 23: Five-Year TIP 2020-2024 Project Item Number 435295 2 Descriptive Information for Project Item, Hernando/Citrus MPO**

| Descriptor           | Descriptor Information                                   |
|----------------------|--|
| Project Item Number: | 435295 2   |
| LRTP Objectives:     | 2.2, 3.9, 3.10 (pages 6-8 through 6-10)                  |
| District:            | 07   |
| County:              | Citrus   |
| Project Description  | W CITRUS SPRINGS BLD FROM N SANTOS DR TO US 41 *NON-SIS* |
| Type of Work:        | RESURFACING  |
| Extra Description:   | 2 LANES  |
| Project Length:      | 2.323  |

**Table 24: Five-Year TIP 2020-2024 Project Item Number 435295 2 Funding Table, by Fund and Phase, Hernando/Citrus MPO**

| Fund   | <2020    | 2020     | 2021             | 2022     | 2023     | 2024     | >2024    | All Years        |
|--|----------|----------|------------------|----------|----------|----------|----------|------------------|
| <b>Construction / Responsible Agency Not Available</b> |          |          |                  |          |          |          |          |                  |
| GRSC - Growth Management for Scop                      | 0        | 0        | 643,185          | 0        | 0        | 0        | 0        | 643,185          |
| LF - Local Funds                                       | 0        | 0        | 140,127          | 0        | 0        | 0        | 0        | 140,127          |
| LFP -Local Funds for Participating                     | 0        | 0        | 379,691          | 0        | 0        | 0        | 0        | 379,691          |
| SCED -2012 SB1998-Small Co Outreach                    | 0        | 0        | 102,240          | 0        | 0        | 0        | 0        | 102,240          |
| SCOP -Small County Outreach Program                    | 0        | 0        | 245,355          | 0        | 0        | 0        | 0        | 245,355          |
| SCWR -2015 SB2514A-Small Co Outreach                   | 0        | 0        | 8,166            | 0        | 0        | 0        | 0        | 8,166            |
| <b>Item 435295 2 Totals:</b>                           | <b>0</b> | <b>0</b> | <b>1,518,764</b> | <b>0</b> | <b>0</b> | <b>0</b> | <b>0</b> | <b>1,518,764</b> |
| <b>Project Total:</b>                                  | <b>0</b> | <b>0</b> | <b>1,518,764</b> | <b>0</b> | <b>0</b> | <b>0</b> | <b>0</b> | <b>1,518,764</b> |

**Project Item Number: 435296 1**

*Table 25: Five-Year TIP 2020-2024 Descriptive Information for Highways Project Item Number 435296 1, Hernando/Citrus MPO*

| Descriptor           |   |
|----------------------|---|
| Project Item Number: |   |
| LRTP Objectives:     | 2.2, 3.9, 3.10 (pages 6-8 through 6-10) |
| District:            |   |
| County:              | Citrus                                  |
| Project Description  |   |
| Type of Work:        | RESURFACING                             |
| Extra Description:   |   |
| Project Length:      | 3.142                                   |

*Table 26: Five-Year TIP 2020-2024 Project Item Number 435296 1 Funding Table, by Fund and Phase, Hernando/Citrus MPO*

| Fund   | <2020    | 2020             | 2021     | 2022     | 2023     | 2024     | >2024    | All Years        |
|--|----------|------------------|----------|----------|----------|----------|----------|------------------|
| <b>Construction / Responsible Agency Not Available</b> |          |                  |          |          |          |          |          |                  |
| GRSC - Growth Management for Scop                      | 0        | 605,287          | 0        | 0        | 0        | 0        | 0        | 605,287          |
| LFP – Local Funds for Participating                    | 0        | 499,162          | 0        | 0        | 0        | 0        | 0        | 499,162          |
| SCED -2012 SB1998- Small Co Outreach                   | 0        | 256,410          | 0        | 0        | 0        | 0        | 0        | 256,410          |
| SCOP - Small County Outreach Program                   | 0        | 245,599          | 0        | 0        | 0        | 0        | 0        | 245,599          |
| SCWR -2015 SB2514A- Small Co Outreach                  | 0        | 299,487          | 0        | 0        | 0        | 0        | 0        | 299,487          |
| <b>Item 435296 1 Totals:</b>                           | <b>0</b> | <b>1,905,945</b> | <b>0</b> | <b>0</b> | <b>0</b> | <b>0</b> | <b>0</b> | <b>1,905,945</b> |
| <b>Project Total:</b>                                  | <b>0</b> | <b>1,905,945</b> | <b>0</b> | <b>0</b> | <b>0</b> | <b>0</b> | <b>0</b> | <b>1,905,945</b> |

**Project Item Number: 437514 1**

*Table 27: Five-Year TIP 2020-2024 Descriptive Information for Project Item Number 437514 1, Hernando/Citrus MPO*

| <b>Descriptor</b>    |  |
|----------------------|--|
| Project Item Number: |  |
| LRTP Objectives:     | 2.2, 2.3, 3.4, 3.5, 3.9 (pages 6-8 through 6-10) |
| District:            |  |
| County:              | Citrus   |
| Project Description  |  |
| Type of Work:        | RESURFACING                                      |
| Extra Description:   |  |
| Project Length:      | 6.811  |

*Table 28: Five-Year TIP 2020-2024 Project Item Number 437514 1 Funding Table, by Fund and Phase, Hernando/Citrus MPO*

| <b>Fund</b>                                      | <b>&lt;2020</b> | <b>2020</b> | <b>2021</b> | <b>2022</b> | <b>2023</b> | <b>2024</b> | <b>&gt;2024</b> | <b>All Years</b> |
|--|-----------------|-------------|-------------|-------------|-------------|-------------|-----------------|------------------|
| <b>Preliminary Engineering / Managed by FDOT</b> |                 |             |             |             |             |             |                 |                  |
| DC -State Primary PE Consultants                 | 1,626           | 0           | 0           | 0           | 0           | 0           | 0               | 1,626            |
| DDR - District Dedicated Revenue                 | 2,553,843       | 0           | 0           | 0           | 0           | 0           | 0               | 2,553,843        |
| DIH - State In-House Product Support             | 32,010          | 0           | 0           | 0           | 0           | 0           | 0               | 32,010           |
| DS - State Primary Highways and PTO              | 138,155         | 0           | 0           | 0           | 0           | 0           | 0               | 138,155          |
| <b>Construction / Managed by FDOT</b>            |                 |             |             |             |             |             |                 |                  |
| ACID -Adv Construction Safety (HSID)             | 0               | 1,413,509   | 0           | 0           | 0           | 0           | 0               | 1,413,509        |
| DDR - District Dedicated Revenue                 | 0               | 3,256,839   | 0           | 0           | 0           | 0           | 0               | 3,256,839        |
| DIH - State In-House Product Support             | 0               | 212,278     | 0           | 0           | 0           | 0           | 0               | 212,278          |
| DS - State Primary Highways and PTO              | 1,464           | 0           | 0           | 0           | 0           | 0           | 0               | 1,464            |
| GFSA -GF STPBG Any Area                          | 0               | 1,919,062   | 0           | 0           | 0           | 0           | 0               | 1,919,062        |
| NHRE -NAT HWY Perform – Resurfacing              | 0               | 2,181,385   | 0           | 0           | 0           | 0           | 0               | 2,181,385        |

| Fund                         | <2020            | 2020              | 2021     | 2022     | 2023     | 2024     | >2024    | All Years         |
|------------------------------|------------------|-------------------|----------|----------|----------|----------|----------|-------------------|
| SA -STP, Any Area            | 0                | 6,513,200         | 0        | 0        | 0        | 0        | 0        | 6,513,200         |
| <b>Item 437514 1 Totals:</b> | <b>2,727,098</b> | <b>15,496,273</b> | <b>0</b> | <b>0</b> | <b>0</b> | <b>0</b> | <b>0</b> | <b>18,223,371</b> |

**Project Item Number: 437514 2**

*Table 29: Five-Year TIP 2020-2024 Descriptive Information for Project Item Number 437514 2, Hernando/Citrus MPO*

| Descriptor           | Descriptor Information                           |
|----------------------|--|
| Project Item Number: |  |
| L RTP Objectives:    | 2.2, 2.3, 3.4, 3.5, 3.9 (pages 6-8 through 6-10) |
| District:            |  |
| County:              | Citrus   |
| Project Description  |  |
| Type of Work:        | BIKE PATH/TRAIL                                  |
| Extra Description:   |  |
| Project Length:      | 6.811  |

*Table 30: Five-Year TIP 2020-2024 Project Item Number 437514 2 Funding Table, by Fund and Phase, Hernando/Citrus MPO*

| Fund   | <2020            | 2020     | 2021             | 2022     | 2023     | 2024     | >2024    | All Years        |
|--|------------------|----------|------------------|----------|----------|----------|----------|------------------|
| <b>Preliminary Engineering / Managed by FDOT</b> |                  |          |                  |          |          |          |          |                  |
| DIH - State In-House Product Support             | 3,000            | 0        | 0                | 0        | 0        | 0        | 0        | 3,000            |
| DS - State Primary Highways and PTO              | 1,116,345        | 0        | 0                | 0        | 0        | 0        | 0        | 1,116,345        |
| <b>Right of Way / Managed by FDOT</b>            |                  |          |                  |          |          |          |          |                  |
| DIH - State In-House Product Support             | 509              | 0        | 0                | 0        | 0        | 0        | 0        | 509              |
| <b>Construction / Managed by FDOT</b>            |                  |          |                  |          |          |          |          |                  |
| DDR - District Dedicated Revenue                 | 0                | 0        | 8,691,957        | 0        | 0        | 0        | 0        | 8,691,957        |
| DIH - State In-House Product Support             | 0                | 0        | 125,109          | 0        | 0        | 0        | 0        | 125,109          |
| <b>Item 437514 2 Totals:</b>                     | <b>1,119,854</b> | <b>0</b> | <b>8,817,066</b> | <b>0</b> | <b>0</b> | <b>0</b> | <b>0</b> | <b>9,936,920</b> |

|                       |                  |                   |                  |          |          |          |          |                   |
|-----------------------|------------------|-------------------|------------------|----------|----------|----------|----------|-------------------|
| <b>Project Total:</b> | <b>3,846,952</b> | <b>15,496,273</b> | <b>8,817,066</b> | <b>0</b> | <b>0</b> | <b>0</b> | <b>0</b> | <b>28,160,291</b> |
|-----------------------|------------------|-------------------|------------------|----------|----------|----------|----------|-------------------|

**Project Item Number: 439698 1**

*Table 31: Five-Year TIP 2020-2024 Descriptive Information for Project Item Number 439698 1, Hernando/Citrus MPO*

|                  |                                       |
|------------------|---------------------------------------|
| LRTP Objectives: | 2.3, 3.4, 3.5 (pages 6-8 through 6-9) |
| County:          | Citrus                                |
| Type of Work:    | SIDEWALK                              |
| Project Length:  | 1.605                                 |

*Table 32: Five-Year TIP 2020-2024 Project Item Number 439698 1 Funding Table, by Fund and Phase, Hernando/Citrus MPO*

| <b>Fund</b>                                      | <b>&lt;2020</b> | <b>2020</b> | <b>2021</b>      | <b>2022</b> | <b>2023</b> | <b>2024</b> | <b>&gt;2024</b> | <b>All Years</b> |
|--|-----------------|-------------|------------------|-------------|-------------|-------------|-----------------|------------------|
| <b>Preliminary Engineering / Managed by FDOT</b> |                 |             |                  |             |             |             |                 |                  |
| SR2T -Safe Routes - Transfer                     | 539,548         | 0           | 0                | 0           | 0           | 0           | 0               | 539,548          |
| <b>Construction / Managed by FDOT</b>            |                 |             |                  |             |             |             |                 |                  |
| SR2T -Safe Routes - Transfer                     | 0               | 0           | 1,613,721        | 0           | 0           | 0           | 0               | 1,613,721        |
| <b>Item 439698 1 Totals:</b>                     | <b>539,548</b>  | <b>0</b>    | <b>1,613,721</b> | <b>0</b>    | <b>0</b>    | <b>0</b>    | <b>0</b>        | <b>2,153,269</b> |
| <b>Project Total:</b>                            | <b>539,548</b>  | <b>0</b>    | <b>1,613,721</b> | <b>0</b>    | <b>0</b>    | <b>0</b>    | <b>0</b>        | <b>2,153,269</b> |

**Project Item Number: 439699 1**

*Table 33: Five-Year TIP 2020-2024 Descriptive Information for Project Item Number 439699 1, Hernando/Citrus MPO*

| Descriptor       | Descriptor Information                |
|------------------|---------------------------------------|
| LRTP Objectives: | 2.3, 3.4, 3.5 (pages 6-8 through 6-9) |
| County:          | Citrus                                |
| Type of Work:    | SIDEWALK                              |
| Project Length:  | 11.897                                |

*Table 34: Five-Year TIP 2020-2024 Project Item Number 439699 1 Funding Table, by Fund and Phase, Hernando/Citrus MPO*

| Fund   | <2020          | 2020           | 2021     | 2022     | 2023     | 2024     | >2024    | All Years        |
|--|----------------|----------------|----------|----------|----------|----------|----------|------------------|
| <b>Preliminary Engineering / Managed by FDOT</b> |                |                |          |          |          |          |          |                  |
| SR2T -Safe Routes - Transfer                     | 384,292        | 0              | 0        | 0        | 0        | 0        | 0        | 384,292          |
| <b>Construction / Managed by FDOT</b>            |                |                |          |          |          |          |          |                  |
| SR2T -Safe Routes - Transfer                     | 0              | 648,898        | 0        | 0        | 0        | 0        | 0        | 648,898          |
| <b>Item 439699 1 Totals:</b>                     | <b>384,292</b> | <b>648,898</b> | <b>0</b> | <b>0</b> | <b>0</b> | <b>0</b> | <b>0</b> | <b>1,033,190</b> |
| <b>Project Total:</b>                            | <b>384,292</b> | <b>648,898</b> | <b>0</b> | <b>0</b> | <b>0</b> | <b>0</b> | <b>0</b> | <b>1,033,190</b> |

**Project Item Number: 439706 1**

**Table 35: Five-Year TIP 2020-2024 Descriptive Information for Project Item Number 439706 1, Hernando/Citrus MPO**

| Descriptor       | Descriptor Information                           |
|------------------|--|
| LRTP Objectives: | 2.2, 2.3, 3.4, 3.5, 3.9 (pages 6-8 through 6-10) |
| County:          | Citrus   |
| Type of Work:    | RESURFACING                                      |
| Project Length:  | .253   |

**Table 36: Five-Year TIP 2020-2024 Project Item Number 439706 1 Funding Table, by Fund and Phase, Hernando/Citrus MPO**

| <b>Construction / Responsible Agency Not Available</b> |          |          |                |          |          |          |          |                |
|--|----------|----------|----------------|----------|----------|----------|----------|----------------|
| LFP -Local Funds for Participating                     | 0        | 0        | 31,125         | 0        | 0        | 0        | 0        | 31,125         |
| SCWR -2015 SB2514A-Small Co Outreach                   | 0        | 0        | 93,375         | 0        | 0        | 0        | 0        | 93,375         |
| <b>Item 439706 1 Totals:</b>                           | <b>0</b> | <b>0</b> | <b>124,500</b> | <b>0</b> | <b>0</b> | <b>0</b> | <b>0</b> | <b>124,500</b> |
| <b>Project Total:</b>                                  | <b>0</b> | <b>0</b> | <b>124,500</b> | <b>0</b> | <b>0</b> | <b>0</b> | <b>0</b> | <b>124,500</b> |

**Project Item Number: 439707 1**

*Table 37: Five-Year TIP 2020-2024 Descriptive Information for Project Item Number 439707 1, Hernando/Citrus MPO*

| Descriptor       | Descriptor Information                           |
|------------------|--|
| LRTP Objectives: | 2.2, 2.3, 3.4, 3.5, 3.9 (pages 6-8 through 6-10) |
| County:          | Citrus   |
| Type of Work:    | RESURFACING                                      |
| Project Length:  | .617   |

*Table 38: Five-Year TIP 2020-2024 Project Item Number 439707 1 Funding Table, by Fund and Phase, Hernando/Citrus MPO*

| Fund   | <2020    | 2020     | 2021           | 2022     | 2023     | 2024     | >2024    | All Years      |
|--|----------|----------|----------------|----------|----------|----------|----------|----------------|
| <b>Construction / Responsible Agency Not Available</b> |          |          |                |          |          |          |          |                |
| GRSC - Growth Management for Scop                      | 0        | 0        | 10,610         | 0        | 0        | 0        | 0        | 10,610         |
| LFP - Local Funds for Participating                    | 0        | 0        | 122,500        | 0        | 0        | 0        | 0        | 122,500        |
| SCED -2012 SB1998- Small Co Outreach                   | 0        | 0        | 154,170        | 0        | 0        | 0        | 0        | 154,170        |
| SCOP - Small County Outreach Program                   | 0        | 0        | 3,876          | 0        | 0        | 0        | 0        | 3,876          |
| SCWR - 2015 SB2514A-Small Co Outreach                  | 0        | 0        | 198,844        | 0        | 0        | 0        | 0        | 198,844        |
| <b>Item 439707 1 Totals:</b>                           | <b>0</b> | <b>0</b> | <b>490,000</b> | <b>0</b> | <b>0</b> | <b>0</b> | <b>0</b> | <b>490,000</b> |
| <b>Project Total:</b>                                  | <b>0</b> | <b>0</b> | <b>490,000</b> | <b>0</b> | <b>0</b> | <b>0</b> | <b>0</b> | <b>490,000</b> |



**Project Item Number: 439829 7**

*Table 39: Five-Year TIP 2020-2024 Descriptive Information for Project Item Number 439829 7, Hernando/Citrus MPO*

| Descriptor       | Descriptor Information                           |
|------------------|--|
| LRTP Objectives: | 2.2, 2.3, 3.4, 3.5, 3.9 (pages 6-8 through 6-10) |
| County:          | Citrus   |
| Type of Work:    | LIGHTING   |
| Project Length:  | .040   |

*Table 40: Five-Year TIP 2020-2024 Project Item Number 439829 7 Funding Table, by Fund and Phase, Hernando/Citrus MPO*

| Fund                                  | <2020    | 2020          | 2021     | 2022     | 2023     | 2024     | >2024    | All Years     |
|---------------------------------------|----------|---------------|----------|----------|----------|----------|----------|---------------|
| <b>Construction / Managed by FDOT</b> |          |               |          |          |          |          |          |               |
| ACSS -Advance Construction (SS, HSP)  | 0        | 71,732        | 0        | 0        | 0        | 0        | 0        | 71,732        |
| <b>Item 439829 7 Totals:</b>          | <b>0</b> | <b>71,732</b> | <b>0</b> | <b>0</b> | <b>0</b> | <b>0</b> | <b>0</b> | <b>71,732</b> |
| <b>Project Total:</b>                 | <b>0</b> | <b>71,732</b> | <b>0</b> | <b>0</b> | <b>0</b> | <b>0</b> | <b>0</b> | <b>71,732</b> |

**Project Item Number: 441090 1**

*Table 41: Five-Year TIP 2020-2024 Descriptive Information for Project Item Number 441090 1, Hernando/Citrus MPO*

| Descriptor       | Descriptor Information                           |
|------------------|--|
| LRTP Objectives: | 2.2, 2.3, 3.4, 3.5, 3.9 (pages 6-8 through 6-10) |
| County:          | Citrus   |
| Type of Work:    | RESURFACING                                      |
| Project Length:  | .868   |

*Table 42: Five-Year TIP 2020-2024 Project Item Number 441090 1 Funding Table, by Fund and Phase, Hernando/Citrus MPO*

| <b>Construction / Responsible Agency Not Available</b> |          |          |          |                |          |          |          |                |
|--|----------|----------|----------|----------------|----------|----------|----------|----------------|
| GRSC - Growth Management for Scop                      | 0        | 0        | 0        | 270,768        | 0        | 0        | 0        | 270,768        |
| LFP - Local Funds for Participating                    | 0        | 0        | 0        | 90,256         | 0        | 0        | 0        | 90,256         |
| <b>Item 441090 1 Totals:</b>                           | <b>0</b> | <b>0</b> | <b>0</b> | <b>361,024</b> | <b>0</b> | <b>0</b> | <b>0</b> | <b>361,024</b> |
| <b>Project Total:</b>                                  | <b>0</b> | <b>0</b> | <b>0</b> | <b>361,024</b> | <b>0</b> | <b>0</b> | <b>0</b> | <b>361,024</b> |

**Project Item Number: 441091 1**

*Table 43: Five-Year TIP 2020-2024 Descriptive Information for Project Item Number 441091 1, Hernando/Citrus MPO*

| Descriptor       | Descriptor Information                           |
|------------------|--|
| LRTP Objectives: | 2.2, 2.3, 3.4, 3.5, 3.9 (pages 6-8 through 6-10) |
| County:          | Citrus   |
| Type of Work:    | RESURFACING                                      |
| Project Length:  | 2.418  |

*Table 44: Five-Year TIP 2020-2024 Project Item Number 441091 1 Funding Table, by Fund and Phase, Hernando/Citrus MPO*

| Fund   | <2020    | 2020     | 2021     | 2022           | 2023     | 2024     | >2024    | All Years      |
|--|----------|----------|----------|----------------|----------|----------|----------|----------------|
| <b>Construction / Responsible Agency Not Available</b> |          |          |          |                |          |          |          |                |
| GRSC - Growth Management for Scop                      | 0        | 0        | 0        | 407,745        | 0        | 0        | 0        | 407,745        |
| LFP - Local Funds for Participating                    | 0        | 0        | 0        | 188,678        | 0        | 0        | 0        | 188,678        |
| SCOP - Small County Outreach Program                   | 0        | 0        | 0        | 158,287        | 0        | 0        | 0        | 158,287        |
| <b>Item 441091 1 Totals:</b>                           | <b>0</b> | <b>0</b> | <b>0</b> | <b>754,710</b> | <b>0</b> | <b>0</b> | <b>0</b> | <b>754,710</b> |
| <b>Project Total:</b>                                  | <b>0</b> | <b>0</b> | <b>0</b> | <b>754,710</b> | <b>0</b> | <b>0</b> | <b>0</b> | <b>754,710</b> |

**Project Item Number: 441092 1**

*Table 45: Five-Year TIP 2020-2024 Descriptive Information for Project Item Number 441092 1, Hernando/Citrus MPO*

| Descriptor        | Descriptor Information                           |
|-------------------|--|
| L RTP Objectives: | 2.2, 2.3, 3.4, 3.5, 3.9 (pages 6-8 through 6-10) |
| County:           | Citrus   |
| Type of Work:     | RESURFACING                                      |
| Project Length:   | .690   |

*Table 46: Five-Year TIP 2020-2024 Project Item Number 441092 1 Funding Table, by Fund and Phase, Hernando/Citrus MPO*

| <b>Construction / Responsible Agency Not Available</b> |          |          |          |                |          |          |          |                |
|--|----------|----------|----------|----------------|----------|----------|----------|----------------|
| LFP - Local Funds for Participating                    | 0        | 0        | 0        | 88,580         | 0        | 0        | 0        | 88,580         |
| SCWR - 2015 SB2514A-Small Co Outreach                  | 0        | 0        | 0        | 265,739        | 0        | 0        | 0        | 265,739        |
| <b>Item 441092 1 Totals:</b>                           | <b>0</b> | <b>0</b> | <b>0</b> | <b>354,319</b> | <b>0</b> | <b>0</b> | <b>0</b> | <b>354,319</b> |
| <b>Project Total:</b>                                  | <b>0</b> | <b>0</b> | <b>0</b> | <b>354,319</b> | <b>0</b> | <b>0</b> | <b>0</b> | <b>354,319</b> |

**Project Item Number: 441093 1**

*Table 47: Five-Year TIP 2020-2024 Descriptive Information for Project Item Number 441093 1, Hernando/Citrus MPO*

| Descriptor       | Descriptor Information                           |
|------------------|--|
| LRTP Objectives: | 2.2, 2.3, 3.4, 3.5, 3.9 (pages 6-8 through 6-10) |
| County:          | Citrus   |
| Type of Work:    | RESURFACING                                      |
| Project Length:  | 1.756  |

*Table 48: Five-Year TIP 2020-2024 Project Item Number 441093 1 Funding Table, by Fund and Phase, Hernando/Citrus MPO*

| Fund   | <2020    | 2020     | 2021     | 2022           | 2023     | 2024     | >2024    | All Years      |
|--|----------|----------|----------|----------------|----------|----------|----------|----------------|
| <b>Construction / Responsible Agency Not Available</b> |          |          |          |                |          |          |          |                |
| LFP - Local Funds for Participating                    | 0        | 0        | 0        | 121,419        | 0        | 0        | 0        | 121,419        |
| SCED - 2012 SB1998-Small Co Outreach                   | 0        | 0        | 0        | 256,410        | 0        | 0        | 0        | 256,410        |
| SCOP - Small County Outreach Program                   | 0        | 0        | 0        | 93,397         | 0        | 0        | 0        | 93,397         |
| SCWR - 2015 SB2514A- Small Co Outreach                 | 0        | 0        | 0        | 14,449         | 0        | 0        | 0        | 14,449         |
| <b>Item 441093 1 Totals:</b>                           | <b>0</b> | <b>0</b> | <b>0</b> | <b>485,675</b> | <b>0</b> | <b>0</b> | <b>0</b> | <b>485,675</b> |
| <b>Project Total:</b>                                  | <b>0</b> | <b>0</b> | <b>0</b> | <b>485,675</b> | <b>0</b> | <b>0</b> | <b>0</b> | <b>485,675</b> |

**Project Item Number: 441095 1**

**Table 49: Five-Year TIP 2020-2024 Descriptive Information for Project Item Number 441095 1, Hernando/Citrus MPO**

| Descriptor        | Descriptor Information                           |
|-------------------|--|
| L RTP Objectives: | 2.2, 2.3, 3.4, 3.5, 3.9 (pages 6-8 through 6-10) |
| County:           | Citrus   |
| Type of Work:     | RESURFACING                                      |
| Project Length:   | 1.518  |

**Table 50: Five-Year TIP 2020-2024 Project Item Number 441095 1 Funding Table, by Fund and Phase, Hernando/Citrus MPO**

| Fund   | <2020    | 2020     | 2021     | 2022     | 2023             | 2024     | >2024    | All Years        |
|--|----------|----------|----------|----------|------------------|----------|----------|------------------|
| <b>Construction / Responsible Agency Not Available</b> |          |          |          |          |                  |          |          |                  |
| GRSC - Growth Management for Scop                      | 0        | 0        | 0        | 0        | 731,923          | 0        | 0        | 731,923          |
| LFP - Local Funds for Participating                    | 0        | 0        | 0        | 0        | 293,358          | 0        | 0        | 293,358          |
| SCED - 2012 SB1998-Small Co Outreach                   | 0        | 0        | 0        | 0        | 148,151          | 0        | 0        | 148,151          |
| <b>Item 441095 1 Totals:</b>                           | <b>0</b> | <b>0</b> | <b>0</b> | <b>0</b> | <b>1,173,432</b> | <b>0</b> | <b>0</b> | <b>1,173,432</b> |
| <b>Project Total:</b>                                  | <b>0</b> | <b>0</b> | <b>0</b> | <b>0</b> | <b>1,173,432</b> | <b>0</b> | <b>0</b> | <b>1,173,432</b> |

**Project Item Number: 441104 1**

*Table 51: Five-Year TIP 2020-2024 Descriptive Information for Project Item Number 441104 1, Hernando/Citrus MPO*

| Descriptor        | Descriptor Information                           |
|-------------------|--|
| L RTP Objectives: | 2.2, 2.3, 3.4, 3.5, 3.9 (pages 6-8 through 6-10) |
| County:           | Citrus   |
| Type of Work:     | SIDEWALK   |
| Project Length:   | 3.284  |

*Table 52: Five-Year TIP 2020-2024 Project Item Number 441104 1 Funding Table, by Fund and Phase, Hernando/Citrus MPO*

| Fund   | <2020          | 2020     | 2021           | 2022     | 2023     | 2024     | >2024    | All Years        |
|--|----------------|----------|----------------|----------|----------|----------|----------|------------------|
| <b>Preliminary Engineering / Managed by FDOT</b> |                |          |                |          |          |          |          |                  |
| SA - STP, Any Area                               | 364,000        | 0        | 0              | 0        | 0        | 0        | 0        | 364,000          |
| SR2T - Safe Routes - Transfer                    | 343,705        | 0        | 0              | 0        | 0        | 0        | 0        | 343,705          |
| <b>Construction / Managed by FDOT</b>            |                |          |                |          |          |          |          |                  |
| SR2T - Safe Routes - Transfer                    | 0              | 0        | 620,795        | 0        | 0        | 0        | 0        | 620,795          |
| <b>Item 441104 1 Totals:</b>                     | <b>707,705</b> | <b>0</b> | <b>620,795</b> | <b>0</b> | <b>0</b> | <b>0</b> | <b>0</b> | <b>1,328,500</b> |
| <b>Project Total:</b>                            | <b>707,705</b> | <b>0</b> | <b>620,795</b> | <b>0</b> | <b>0</b> | <b>0</b> | <b>0</b> | <b>1,328,500</b> |

**Project Item Number: 441665 1**

*Table 53: Five-Year TIP 2020-2024 Descriptive Information for Project Item Number 441665 1, Hernando/Citrus MPO*

| Descriptor       | Descriptor Information                           |
|------------------|--|
| LRTP Objectives: | 2.2, 2.3, 3.4, 3.5, 3.9 (pages 6-8 through 6-10) |
| County:          | Citrus   |
| Type of Work:    | RESURFACING                                      |
| Project Length:  | .604   |

*Table 54: Five-Year TIP 2020-2024 Project Item Number 441665 1 Funding Table, by Fund and Phase, Hernando/Citrus MPO 2*

| Fund   | <2020        | 2020           | 2021     | 2022             | 2023     | 2024     | >2024    | All Years        |
|--|--------------|----------------|----------|------------------|----------|----------|----------|------------------|
| <b>Preliminary Engineering / Managed by FDOT</b> |              |                |          |                  |          |          |          |                  |
| DIH - State In-House Product Support             | 1,000        | 0              | 0        | 0                | 0        | 0        | 0        | 1,000            |
| DS - State Primary Highways and PTO              | 1,927        | 677,909        | 0        | 0                | 0        | 0        | 0        | 679,836          |
| <b>Construction / Managed by FDOT</b>            |              |                |          |                  |          |          |          |                  |
| DDR - District Dedicated Revenue                 | 0            | 0              | 0        | 1,429,050        | 0        | 0        | 0        | 1,429,050        |
| DIH - State In-House Product Support             | 0            | 0              | 0        | 19,848           | 0        | 0        | 0        | 19,848           |
| <b>Item 441665 1 Totals:</b>                     | <b>2,927</b> | <b>677,909</b> | <b>0</b> | <b>1,448,898</b> | <b>0</b> | <b>0</b> | <b>0</b> | <b>2,129,734</b> |



**Project Item Number: 441665 2**

*Table 55: Five-Year TIP 2020-2024 Descriptive Information for Project Item Number 441665 2, Hernando/Citrus MPO*

| Descriptor       | Descriptor Information                           |
|------------------|--|
| LRTP Objectives: | 2.2, 2.3, 3.4, 3.5, 3.9 (pages 6-8 through 6-10) |
| County:          | Citrus   |
| Type of Work:    | URBAN CORRIDOR IMPROVEMENTS                      |
| Project Length:  | .604   |

*Table 56: Five-Year TIP 2020-2024 Project Item Number 441665 2 Funding Table, by Fund and Phase, Hernando/Citrus MPO*

| <b>Construction / Managed by FDOT</b> |              |                |          |                  |          |          |          |                  |
|---------------------------------------|--------------|----------------|----------|------------------|----------|----------|----------|------------------|
| DDR - District Dedicated Revenue      | 0            | 0              | 0        | 316,361          | 0        | 0        | 0        | 316,361          |
| DIH - State In-House Product Support  | 0            | 0              | 0        | 4,394            | 0        | 0        | 0        | 4,394            |
| <b>Item 441665 2 Totals:</b>          | <b>0</b>     | <b>0</b>       | <b>0</b> | <b>320,755</b>   | <b>0</b> | <b>0</b> | <b>0</b> | <b>320,755</b>   |
| <b>Project Total:</b>                 | <b>2,927</b> | <b>677,909</b> | <b>0</b> | <b>1,769,653</b> | <b>0</b> | <b>0</b> | <b>0</b> | <b>2,450,489</b> |

**Project Item Number: 443358 1**

*Table 57: Five-Year TIP 2020-2024 Descriptive Information for Project Item Number 443358 1, Hernando/Citrus MPO*

| Descriptor       | Descriptor Information                           |
|------------------|--|
| LRTP Objectives: | 2.2, 2.3, 3.4, 3.5, 3.9 (pages 6-8 through 6-10) |
| County:          | Citrus   |
| Type of Work:    | BIKE PATH/TRAIL                                  |
| Project Length:  | .000   |

*Table 58: Five-Year TIP 2020-2024 Project Item Number 443358 1 Funding Table, by Fund and Phase, Hernando/Citrus MPO*

| <b>Preliminary Engineering / Managed by FDOT</b> |          |                |          |          |          |          |          |                |
|--|----------|----------------|----------|----------|----------|----------|----------|----------------|
| TALN - Transportation Alts < 5K                  | 0        | 54,693         | 0        | 0        | 0        | 0        | 0        | 54,693         |
| TALT - Transportation Alts – Any Area            | 0        | 195,307        | 0        | 0        | 0        | 0        | 0        | 195,307        |
| <b>Item 443358 1 Totals:</b>                     | <b>0</b> | <b>250,000</b> | <b>0</b> | <b>0</b> | <b>0</b> | <b>0</b> | <b>0</b> | <b>250,000</b> |
| <b>Project Total:</b>                            | <b>0</b> | <b>250,000</b> | <b>0</b> | <b>0</b> | <b>0</b> | <b>0</b> | <b>0</b> | <b>250,000</b> |

**Project Item Number: 443411 1**

*Table 59: Five-Year TIP 2020-2024 Descriptive Information for Project Item Number 443411 1, Hernando/Citrus MPO*

| Descriptor       | Descriptor Information                           |
|------------------|--|
| LRTP Objectives: | 2.2, 2.3, 3.4, 3.5, 3.9 (pages 6-8 through 6-10) |
| County:          | Citrus   |
| Type of Work:    | RESURFACING                                      |
| Project Length:  | 1.666  |

*Table 60: Five-Year TIP 2020-2024 Project Item Number 443411 1 Funding Table, by Fund and Phase, Hernando/Citrus MPO*

| Fund   | <2020    | 2020     | 2021     | 2022     | 2023           | 2024     | >2024    | All Years      |
|--|----------|----------|----------|----------|----------------|----------|----------|----------------|
| <b>Construction / Responsible Agency Not Available</b> |          |          |          |          |                |          |          |                |
| LFP - Local Funds for Participating                    | 0        | 0        | 0        | 0        | 193,070        | 0        | 0        | 193,070        |
| SCED - 2012 SB1998-Small Co Outreach                   | 0        | 0        | 0        | 0        | 108,259        | 0        | 0        | 108,259        |
| SCOP - Small County Outreach Program                   | 0        | 0        | 0        | 0        | 167,618        | 0        | 0        | 167,618        |
| SCWR - 2015 SB2514A- Small Co Outreach                 | 0        | 0        | 0        | 0        | 303,333        | 0        | 0        | 303,333        |
| <b>Item 443411 1 Totals:</b>                           | <b>0</b> | <b>0</b> | <b>0</b> | <b>0</b> | <b>772,280</b> | <b>0</b> | <b>0</b> | <b>772,280</b> |
| <b>Project Total:</b>                                  | <b>0</b> | <b>0</b> | <b>0</b> | <b>0</b> | <b>772,280</b> | <b>0</b> | <b>0</b> | <b>772,280</b> |

**Project Item Number: 411011 8**

*Table 61: Five-Year TIP 2020-2024 Descriptive Information for Project Item Number 411011 8, Hernando/Citrus MPO*

| Descriptor       | Descriptor Information   |
|------------------|--|
| LRTP Objectives: | 5.2, 5.5 (pages 6-12 through 6-13); Table 5-5 (page 5-11); Table 4-1 (page 4-2) Appendix H |
| County:          | Hernando   |
| Type of Work:    | LANDSCAPING  |
| Project Length:  | 2.986  |

*Table 62: Five-Year TIP 2020-2024 Project Item Number 411011 8 Funding Table, by Fund and Phase, Hernando/Citrus MPO*

| Fund   | <2020          | 2020             | 2021     | 2022     | 2023     | 2024     | >2024    | All Years        |
|--|----------------|------------------|----------|----------|----------|----------|----------|------------------|
| <b>Preliminary Engineering / Managed by FDOT</b> |                |                  |          |          |          |          |          |                  |
| DIH - State In-House Product Support             | 2,599          | 0                | 0        | 0        | 0        | 0        | 0        | 2,599            |
| DS - State Primary Highways and PTO              | 263,907        | 0                | 0        | 0        | 0        | 0        | 0        | 263,907          |
| <b>Construction / Managed by FDOT</b>            |                |                  |          |          |          |          |          |                  |
| DIH - State In-House Product Support             | 10,960         | 5,130            | 0        | 0        | 0        | 0        | 0        | 16,090           |
| <b>Item 411011 8 Totals:</b>                     | <b>277,466</b> | <b>1,314,242</b> | <b>0</b> | <b>0</b> | <b>0</b> | <b>0</b> | <b>0</b> | <b>1,591,708</b> |
| <b>Project Total:</b>                            | <b>277,466</b> | <b>1,314,242</b> | <b>0</b> | <b>0</b> | <b>0</b> | <b>0</b> | <b>0</b> | <b>1,591,708</b> |

**Project Item Number: 416732 3**

*Table 63: Five-Year TIP 2020-2024 Descriptive Information for Project Item Number 416732 3, Hernando/Citrus MPO*

| Descriptor       | Descriptor Information  |
|------------------|---|
| LRTP Objectives: | 1.1, 1.2, 1.4, 1.6, 1.8, 1.9, 2.3, 3.7, 3.9, 3.10, 4.1 (Pages 6-6 through 6-11); Table 4-1 (page 4-2) |
| County:          | Hernando  |
| Type of Work:    | ADD LANES & REHABILITATE PVMNT  |
| Project Length:  | 4.308   |

*Table 64: Five-Year TIP 2020-2024 Project Item Number 416732 3 Funding Table, by Fund and Phase, Hernando/Citrus MPO*

| Fund  | <2020     | 2020      | 2021 | 2022 | 2023 | 2024 | >2024 | All Years |
|---|-----------|-----------|------|------|------|------|-------|-----------|
| <b>Preliminary Engineering / Managed by FDOT</b>  |           |           |      |      |      |      |       |           |
| DDR - District Dedicated Revenue                  | 771,225   | 0         | 0    | 0    | 0    | 0    | 0     | 771,225   |
| DIH - State In-House Product Support              | 16,588    | 0         | 0    | 0    | 0    | 0    | 0     | 16,588    |
| DS - State Primary Highways and PTO               | 1,719,662 | 0         | 0    | 0    | 0    | 0    | 0     | 1,719,662 |
| SA - STP, Any Area                                | 2,522,418 | 0         | 0    | 0    | 0    | 0    | 0     | 2,522,418 |
| SL - STP, Areas ≤ 200K                            | 31,040    | 0         | 0    | 0    | 0    | 0    | 0     | 31,040    |
| <b>Right of Way / Managed by FDOT</b>             |           |           |      |      |      |      |       |           |
| DDR - District Dedicated Revenue                  | 1,542,983 | 0         | 0    | 0    | 0    | 0    | 0     | 1,542,983 |
| DIH - State In-House Product Support              | 464,315   | 0         | 0    | 0    | 0    | 0    | 0     | 464,315   |
| DS - State Primary Highways and PTO               | 753,930   | 0         | 0    | 0    | 0    | 0    | 0     | 753,930   |
| SL - STP, Areas ≤ 200K                            | 2,384,359 | 0         | 0    | 0    | 0    | 0    | 0     | 2,384,359 |
| <b>Railroad &amp; Utilities / Managed by FDOT</b> |           |           |      |      |      |      |       |           |
| LF - Local Funds                                  | 0         | 2,088,673 | 0    | 0    | 0    | 0    | 0     | 2,088,673 |

| Fund                                  | <2020             | 2020              | 2021     | 2022     | 2023     | 2024     | >2024    | All Years         |
|---------------------------------------|-------------------|-------------------|----------|----------|----------|----------|----------|-------------------|
| <b>Construction / Managed by FDOT</b> |                   |                   |          |          |          |          |          |                   |
| DIH - State In-House Product Support  | 0                 | 332,468           | 0        | 0        | 0        | 0        | 0        | 332,468           |
| DS - State Primary Highways and PTO   | 521               | 0                 | 0        | 0        | 0        | 0        | 0        | 521               |
| LF - Local Funds                      | 0                 | 48,704            | 0        | 0        | 0        | 0        | 0        | 48,704            |
| DDR - District Dedicated Revenue      | 55,000            | 0                 | 0        | 0        | 0        | 0        | 0        | 55,000            |
| DS - State Primary Highways and PTO   | 0                 | 20,000            | 0        | 0        | 0        | 0        | 0        | 20,000            |
| SA - STP, Any Area                    | 46,032            | 0                 | 0        | 0        | 0        | 0        | 0        | 46,032            |
| SL - STP, Areas ≤ 200K                | 39,732            | 0                 | 0        | 0        | 0        | 0        | 0        | 39,732            |
| <b>Item 416732 3 Totals:</b>          | <b>10,347,805</b> | <b>26,590,207</b> | <b>0</b> | <b>0</b> | <b>0</b> | <b>0</b> | <b>0</b> | <b>36,938,012</b> |

**Project Item Number: 416732 4**

*Table 65: Five-Year TIP 2020-2024 Descriptive Information for Project Item Number 416732 4, Hernando/Citrus MPO*

| Descriptor           | Descriptor Information   |
|----------------------|--|
| Project Item Number: | 416732 4   |
| LRTP Objectives:     | 1.1, 1.2, 1.4, 1.6, 1.8, 1.9, 2.3, 3.7, 3.9, 3.10, 4.1 (Pages 6-6 through 6-11); Map 5-2; Table 4-1 (page 4-2) |
| District:            | 07   |
| County:              | Hernando   |
| Project Description  | SR 50 FM WINDMERE RD/BRONSON BL TO E OF US 98/MCKETHAN RD *SIS*  |
| Type of Work:        | ADD LANES & REHABILITATE PVMNT   |
| Extra Description:   | 4 TO 6 LANES   |
| Project Length:      | 3.488  |

**Table 66: Five-Year TIP 2020-2024 Project Item Number 416732 4 Funding Table, by Fund and Phase, Hernando/Citrus MPO**

| <b>Fund</b>                                       | <b>&lt;2020</b>   | <b>2020</b>       | <b>2021</b> | <b>2022</b>      | <b>2023</b> | <b>2024</b> | <b>&gt;2024</b> | <b>All Years</b>  |
|---|-------------------|-------------------|-------------|------------------|-------------|-------------|-----------------|-------------------|
| <b>Preliminary Engineering / Managed by FDOT</b>  |                   |                   |             |                  |             |             |                 |                   |
| ACSA -Advance Construction (SA)                   | 10,000            | 0                 | 0           | 0                | 0           | 0           | 0               | 10,000            |
| DDR - District Dedicated Revenue                  | 1,161,555         | 0                 | 0           | 0                | 0           | 0           | 0               | 1,161,555         |
| DIH - State In-House Product Support              | 16,451            | 0                 | 0           | 0                | 0           | 0           | 0               | 16,451            |
| DS - State Primary Highways and PTO               | 448,993           | 0                 | 0           | 0                | 0           | 0           | 0               | 448,993           |
| SA - STP, Any Area                                | 2,848,518         | 0                 | 0           | 0                | 0           | 0           | 0               | 2,848,518         |
| SL - STP, Areas ≤ 200K                            | 751,256           | 0                 | 0           | 0                | 0           | 0           | 0               | 751,256           |
| <b>Right of Way / Managed by FDOT</b>             |                   |                   |             |                  |             |             |                 |                   |
| DIH - State In-House Product Support              | 402,641           | 0                 | 0           | 0                | 0           | 0           | 0               | 402,641           |
| DS - State Primary Highways and PTO               | 884,448           | 0                 | 0           | 0                | 0           | 0           | 0               | 884,448           |
| <b>Railroad &amp; Utilities / Managed by FDOT</b> |                   |                   |             |                  |             |             |                 |                   |
| <b>Construction / Managed by FDOT</b>             |                   |                   |             |                  |             |             |                 |                   |
| DIH - State In-House Product Support              | 28,288            | 518,986           | 0           | 0                | 0           | 0           | 0               | 547,274           |
| DS - State Primary Highways and PTO               | 2,322             | 0                 | 0           | 0                | 0           | 0           | 0               | 2,322             |
| GFSA - GF STPBG Any Area                          | 0                 | 2,529,225         | 0           | 0                | 0           | 0           | 0               | 2,529,225         |
| LF - Local Funds                                  | 0                 | 177,901           | 0           | 0                | 0           | 0           | 0               | 177,901           |
| <b>Contract Incentives / Managed by FDOT</b>      |                   |                   |             |                  |             |             |                 |                   |
| DDR - District Dedicated Revenue                  | 0                 | 0                 | 0           | 2,500,000        | 0           | 0           | 0               | 2,500,000         |
| <b>Environmental / Managed by FDOT</b>            |                   |                   |             |                  |             |             |                 |                   |
| DDR - District Dedicated Revenue                  | 5,698             | 0                 | 0           | 0                | 0           | 0           | 0               | 5,698             |
| <b>Item 416732 4 Totals:</b>                      | <b>8,103,014</b>  | <b>45,433,139</b> | <b>0</b>    | <b>2,500,000</b> | <b>0</b>    | <b>0</b>    | <b>0</b>        | <b>56,036,153</b> |
| <b>Project Total:</b>                             | <b>18,450,819</b> | <b>72,023,346</b> | <b>0</b>    | <b>2,500,000</b> | <b>0</b>    | <b>0</b>    | <b>0</b>        | <b>92,974,165</b> |

**Project Item Number: 416733 2**

*Table 67: Five-Year TIP 2020-2024 Descriptive Information for Project Item Number 416733 2, Hernando/Citrus MPO*

| Descriptor       | Descriptor Information  |
|------------------|---|
| LRTP Objectives: | 1.1, 1.2, 1.4, 1.6, 1.8, 2.3, 3.7, 3.9, 3.10, 4.1 (Pages 6-6 through 6-11); Map 5-2 (Pages 5-10); Table 5-5 (Page 5-11) |
| County:          | Hernando  |
| Type of Work:    | ADD LANES & RECONSTRUCT   |
| Project Length:  | 1.273   |

*Table 68: Five-Year TIP 2020-2024 Project Item Number 416733 2 Funding Table, by Fund and Phase, Hernando/Citrus MPO*

| Fund   | <2020     | 2020 | 2021 | 2022 | 2023      | 2024 | >2024 | All Years |
|--|-----------|------|------|------|-----------|------|-------|-----------|
| <b>Preliminary Engineering / Managed by FDOT</b> |           |      |      |      |           |      |       |           |
| DDR - District Dedicated Revenue                 | 23,654    | 0    | 0    | 0    | 0         | 0    | 0     | 23,654    |
| DI -ST. - S/W Inter/Intrastate Hwy               | 600,000   | 0    | 0    | 0    | 0         | 0    | 0     | 600,000   |
| DIH - State In-House Product Support             | 64,251    | 0    | 0    | 0    | 0         | 0    | 0     | 64,251    |
| DS - State Primary Highways and PTO              | 123,154   | 0    | 0    | 0    | 0         | 0    | 0     | 123,154   |
| GMR – Growth Management for SIS                  | 2,417,000 | 0    | 0    | 0    | 0         | 0    | 0     | 2,417,000 |
| <b>Right of Way / Managed by FDOT</b>            |           |      |      |      |           |      |       |           |
| DI -ST. - S/W Inter/Intrastate Hwy               | 1,758,000 | 0    | 0    | 0    | 0         | 0    | 0     | 1,758,000 |
| DIH - State In-House Product Support             | 79,999    | 0    | 0    | 0    | 0         | 0    | 0     | 79,999    |
| DS - State Primary Highways and PTO              | 4,283     | 0    | 0    | 0    | 0         | 0    | 0     | 4,283     |
| <b>Construction / Managed by FDOT</b>            |           |      |      |      |           |      |       |           |
| DI -ST. - S/W Inter/Intrastate Hwy               | 0         | 0    | 0    | 0    | 8,564,545 | 0    | 0     | 8,564,545 |
| DIH - State In-House Product Support             | 0         | 0    | 0    | 0    | 118,953   | 0    | 0     | 118,953   |



| <b>Fund</b>                            | <b>&lt;2020</b>  | <b>2020</b> | <b>2021</b> | <b>2022</b>    | <b>2023</b>      | <b>2024</b> | <b>&gt;2024</b> | <b>All Years</b>  |
|--|------------------|-------------|-------------|----------------|------------------|-------------|-----------------|-------------------|
| <b>Environmental / Managed by FDOT</b> |                  |             |             |                |                  |             |                 |                   |
| DDR - District Dedicated Revenue       | 25,000           | 0           | 0           | 144,974        | 0                | 0           | 0               | 169,974           |
| <b>Item 416733 2 Totals:</b>           | <b>5,095,341</b> | <b>0</b>    | <b>0</b>    | <b>144,974</b> | <b>8,683,498</b> | <b>0</b>    | <b>0</b>        | <b>13,923,813</b> |
| <b>Project Total:</b>                  | <b>5,095,341</b> | <b>0</b>    | <b>0</b>    | <b>144,974</b> | <b>8,683,498</b> | <b>0</b>    | <b>0</b>        | <b>13,923,813</b> |

**Project Item Number: 416735 1**

**Table 69: Five-Year TIP 2020-2024 Descriptive Information for Project Item Number 416735 1, Hernando/Citrus MPO**

| Descriptor       | Descriptor Information  |
|------------------|---|
| LRTP Objectives: | 1.1, 1.2, 1.4, 1.6, 1.8, 2.3, 3.7, 3.9, 3.10, 4.1 (Pages 6-6 through 6-11); Map 5-2 (Pages 5-10); Table 5-5 (Page 5-11) |
| County:          | Hernando  |
| Type of Work:    | ADD LANES & REHABILITATE PVMNT  |
| Project Length:  | 2.517   |

**Table 70: Five-Year TIP 2020-2024 Project Item Number 416735 1 Funding Table, by Fund and Phase, Hernando/Citrus MPO**

| Fund   | <2020     | 2020    | 2021      | 2022 | 2023 | 2024 | >2024 | All Years |
|--|-----------|---------|-----------|------|------|------|-------|-----------|
| <b>Preliminary Engineering / Managed by FDOT</b> |           |         |           |      |      |      |       |           |
| ACNP - Advance Construction NHPP                 | 3,400,000 | 0       | 0         | 0    | 0    | 0    | 0     | 3,400,000 |
| ACSA - Advance Construction (SA)                 | 523,181   | 0       | 0         | 0    | 0    | 0    | 0     | 523,181   |
| ACSL – Advance Construction (SL)                 | 29,902    | 0       | 0         | 0    | 0    | 0    | 0     | 29,902    |
| DDR - District Dedicated Revenue                 | 53,226    | 0       | 0         | 0    | 0    | 0    | 0     | 53,226    |
| DIH - State In-House Product Support             | 62,417    | 0       | 0         | 0    | 0    | 0    | 0     | 62,417    |
| DS - State Primary Highways and PTO              | 116,500   | 0       | 0         | 0    | 0    | 0    | 0     | 116,500   |
| SL - STP, Areas ≤ 200K                           | 1,939,227 | 0       | 0         | 0    | 0    | 0    | 0     | 1,939,227 |
| <b>Right of Way / Managed by FDOT</b>            |           |         |           |      |      |      |       |           |
| DDR - District Dedicated Revenue                 | 0         | 347,600 | 420,000   | 0    | 0    | 0    | 0     | 767,600   |
| DIH - State In-House Product Support             | 0         | 120,000 | 9,221     | 0    | 0    | 0    | 0     | 129,221   |
| SL - STP, Areas ≤ 200K                           | 0         | 0       | 3,249,979 | 0    | 0    | 0    | 0     | 3,249,979 |
| <b>Construction / Managed by FDOT</b>            |           |         |           |      |      |      |       |           |

|                                  |                  |                |                  |          |                |                   |          |                   |
|----------------------------------|------------------|----------------|------------------|----------|----------------|-------------------|----------|-------------------|
| ACNP - Advance Construction NHPP | 0                | 0              | 0                | 0        | 0              | 36,932,171        | 0        | 36,932,171        |
| DDR - District Dedicated Revenue | 41,944           | 0              | 0                | 0        | 111,446        | 0                 | 0        | 153,390           |
| <b>Item 416735 1Totals:</b>      | <b>6,166,397</b> | <b>467,600</b> | <b>3,679,200</b> | <b>0</b> | <b>111,446</b> | <b>36,932,171</b> | <b>0</b> | <b>47,356,814</b> |
| <b>Project Total:</b>            | <b>6,166,397</b> | <b>467,600</b> | <b>3,679,200</b> | <b>0</b> | <b>111,446</b> | <b>36,932,171</b> | <b>0</b> | <b>47,356,814</b> |

**Project Item Number: 430051 2**

**Table 71: Five-Year TIP 2020-2024 Descriptive Information for Project Item Number 430051 2, Hernando/Citrus MPO**

| Descriptor       | Descriptor Information  |
|------------------|---|
| LRTP Objectives: | 1.1, 1.2, 1.4, 1.6, 1.8, 1.9, 2.3, 3.7, 3.9, 3.10, 4.1 (pages 6-12 through 6-13); Table 4-1 (page 4-2) Appendix H |
| County:          | Hernando  |
| Type of Work:    | ADD LANES & REHABILITATE PVMNT  |
| Project Length:  | .355  |

**Table 72: Five-Year TIP 2020-2024 Project Item Number 430051 2 Funding Table, by Fund and Phase, Hernando/Citrus MPO**

| Fund  | <2020   | 2020      | 2021 | 2022 | 2023 | 2024 | >2024 | All Years |
|---|---------|-----------|------|------|------|------|-------|-----------|
| <b>Preliminary Engineering / Managed by FDOT</b>  |         |           |      |      |      |      |       |           |
| ACNP - Advance Construction NHPP                  | 145,395 | 0         | 0    | 0    | 0    | 0    | 0     | 145,395   |
| DDR - District Dedicated Revenue                  | 92,256  | 0         | 0    | 0    | 0    | 0    | 0     | 92,256    |
| DIH - State In-House Product Support              | 49,804  | 0         | 0    | 0    | 0    | 0    | 0     | 49,804    |
| DS - State Primary Highways and PTO               | 55,169  | 0         | 0    | 0    | 0    | 0    | 0     | 55,169    |
| NHPP - IM, Bridg Repl, Natnl Hwy - MAP21          | 821,170 | 0         | 0    | 0    | 0    | 0    | 0     | 821,170   |
| <b>Railroad &amp; Utilities / Managed by FDOT</b> |         |           |      |      |      |      |       |           |
| LF - Local Funds                                  | 0       | 350,000   | 0    | 0    | 0    | 0    | 0     | 350,000   |
| <b>Construction / Managed by FDOT</b>             |         |           |      |      |      |      |       |           |
| CM - Congestion Management - AQ                   | 0       | 73,503    | 0    | 0    | 0    | 0    | 0     | 73,503    |
| DDR - District Dedicated Revenue                  | 0       | 1,750,784 | 0    | 0    | 0    | 0    | 0     | 1,750,784 |
| DIH - State In-House Product Support              | 0       | 78,637    | 0    | 0    | 0    | 0    | 0     | 78,637    |
| DS - State Primary Highways and PTO               | 6,091   | 0         | 0    | 0    | 0    | 0    | 0     | 6,091     |

|  |                  |                  |          |          |          |          |          |                  |
|--|------------------|------------------|----------|----------|----------|----------|----------|------------------|
|  |                  |                  |          |          |          |          |          |                  |
| GFSL - GF STPBG < 200K <5K (Small Urb) | 0                | 1,836,008        | 0        | 0        | 0        | 0        | 0        | 1,836,008        |
| SL - STP, Areas ≤ 200K                 | 0                | 2,001,602        | 0        | 0        | 0        | 0        | 0        | 2,001,602        |
| <b>Item 430051 2 Totals:</b>           | <b>1,169,885</b> | <b>6,090,534</b> | <b>0</b> | <b>0</b> | <b>0</b> | <b>0</b> | <b>0</b> | <b>7,260,419</b> |
| <b>Project Total:</b>                  | <b>1,169,885</b> | <b>6,090,534</b> | <b>0</b> | <b>0</b> | <b>0</b> | <b>0</b> | <b>0</b> | <b>7,260,419</b> |

**Project Item Number: 433714 1**

*Table 73: Five-Year TIP 2020-2024 Descriptive Information for Project Item Number 433714 1, Hernando/Citrus MPO*

| Descriptor       | Descriptor Information                              |
|------------------|---|
| LRTP Objectives: | 2.3, 3.4, 3.5 (Pages 6-8 through 6-9); Appendix D-2 |
| County:          | Hernando  |
| Type of Work:    | SIDEWALK  |
| Project Length:  | .953  |

*Table 74: Five-Year TIP 2020-2024 Project Item Number 433714 1 Funding Table, by Fund and Phase, Hernando/Citrus MPO*

| Fund  | <2020         | 2020     | 2021           | 2022     | 2023     | 2024     | >2024    | All Years      |
|---|---------------|----------|----------------|----------|----------|----------|----------|----------------|
| <b>Preliminary Engineering / Managed by Hernando County Board of County Commissioners</b> |               |          |                |          |          |          |          |                |
| TALT - Transportation Alts – Any Area   | 46,000        | 0        | 0              | 0        | 0        | 0        | 0        | 46,000         |
| <b>Construction / Managed by Hernando County Board of County Commissioners</b>            |               |          |                |          |          |          |          |                |
| TALL - Transportation Alts - < 200K   | 0             | 0        | 338,573        | 0        | 0        | 0        | 0        | 338,573        |
| TALT - Transportation Alts – Any Area   | 0             | 0        | 193,688        | 0        | 0        | 0        | 0        | 193,688        |
| <b>Item 433714 1 Totals:</b>  | <b>46,000</b> | <b>0</b> | <b>532,261</b> | <b>0</b> | <b>0</b> | <b>0</b> | <b>0</b> | <b>578,261</b> |
| <b>Project Total:</b>   | <b>46,000</b> | <b>0</b> | <b>532,261</b> | <b>0</b> | <b>0</b> | <b>0</b> | <b>0</b> | <b>578,261</b> |

**Project Item Number: 436709 1**

*Table 75: Five-Year TIP 2020-2024 Descriptive Information for Project Item Number 436709 1, Hernando/Citrus MPO*

| Descriptor       | Descriptor Information                              |
|------------------|---|
| LRTP Objectives: | 2.3, 3.4, 3.5 (Pages 6-8 through 6-9); Appendix D-2 |
| County:          | Hernando  |
| Type of Work:    | SIDEWALK  |
| Project Length:  | .000  |

*Table 76: Five-Year TIP 2020-2024 Project Item Number 436709 1 Funding Table, by Fund and Phase, Hernando/Citrus MPO*

| Fund   | <2020         | 2020           | 2021     | 2022     | 2023     | 2024     | >2024    | All Years      |
|--|---------------|----------------|----------|----------|----------|----------|----------|----------------|
| <b>Preliminary Engineering / Managed by FDOT</b>                               |               |                |          |          |          |          |          |                |
| SR2T - Safe Routes - Transfer  | 951           | 0              | 0        | 0        | 0        | 0        | 0        | 951            |
| SR2T - Safe Routes - Transfer  | 64,528        | 0              | 0        | 0        | 0        | 0        | 0        | 64,528         |
| <b>Construction / Managed by Hernando County Board of County Commissioners</b> |               |                |          |          |          |          |          |                |
| TALL - Transportation Alts - < 200K  | 0             | 23,635         | 0        | 0        | 0        | 0        | 0        | 23,635         |
| TALT - Transportation Alts – Any Area  | 0             | 289,602        | 0        | 0        | 0        | 0        | 0        | 289,602        |
| <b>Item 436709 1 Totals:</b>   | <b>65,479</b> | <b>313,237</b> | <b>0</b> | <b>0</b> | <b>0</b> | <b>0</b> | <b>0</b> | <b>378,716</b> |
| <b>Project Total:</b>  | <b>65,479</b> | <b>313,237</b> | <b>0</b> | <b>0</b> | <b>0</b> | <b>0</b> | <b>0</b> | <b>378,716</b> |

**Project Item Number: 436710 1**

*Table 77: Five-Year TIP 2020-2024 Descriptive Information for Project Item Number 436710 1, Hernando/Citrus MPO*

| Descriptor       | Descriptor Information                              |
|------------------|---|
| LRTP Objectives: | 2.3, 3.4, 3.5 (Pages 6-8 through 6-9); Appendix D-2 |
| County:          | Hernando  |
| Type of Work:    | SIDEWALK  |
| Project Length:  | .000  |

*Table 78: Five-Year TIP 2020-2024 Project Item Number 436710 1 Funding Table, by Fund and Phase, Hernando/Citrus MPO*

| Fund   | <2020         | 2020           | 2021     | 2022     | 2023     | 2024     | >2024    | All Years      |
|--|---------------|----------------|----------|----------|----------|----------|----------|----------------|
| <b>Preliminary Engineering / Managed by FDOT</b>                               |               |                |          |          |          |          |          |                |
| SR2T - Safe Routes - Transfer  | 1,890         | 0              | 0        | 0        | 0        | 0        | 0        | 1,890          |
| SR2T - Safe Routes - Transfer  | 69,272        | 0              | 0        | 0        | 0        | 0        | 0        | 69,272         |
| <b>Construction / Managed by Hernando County Board of County Commissioners</b> |               |                |          |          |          |          |          |                |
| TALL - Transportation Alts - < 200K  | 0             | 27,862         | 0        | 0        | 0        | 0        | 0        | 27,862         |
| TALT - Transportation Alts – Any Area  | 0             | 467,232        | 0        | 0        | 0        | 0        | 0        | 467,232        |
| <b>Item 436710 1 Totals:</b>   | <b>71,162</b> | <b>495,094</b> | <b>0</b> | <b>0</b> | <b>0</b> | <b>0</b> | <b>0</b> | <b>566,256</b> |
| <b>Project Total:</b>  | <b>71,162</b> | <b>495,094</b> | <b>0</b> | <b>0</b> | <b>0</b> | <b>0</b> | <b>0</b> | <b>566,256</b> |



**Project Item Number: 436712 1**

*Table 79: Five-Year TIP 2020-2024 Descriptive Information for Project Item Number 436712 1, Hernando/Citrus MPO*

| Descriptor       | Descriptor Information                              |
|------------------|---|
| LRTP Objectives: | 2.3, 3.4, 3.5 (Pages 6-8 through 6-9); Appendix D-2 |
| County:          | Hernando  |
| Type of Work:    | SIDEWALK  |
| Project Length:  | .819  |

*Table 80: Five-Year TIP 2020-2024 Project Item Number 436712 1 Funding Table, by Fund and Phase, Hernando/Citrus MPO*

| Fund  | <2020         | 2020           | 2021     | 2022     | 2023     | 2024     | >2024    | All Years      |
|---|---------------|----------------|----------|----------|----------|----------|----------|----------------|
| <b>Preliminary Engineering / Managed by FDOT</b>  |               |                |          |          |          |          |          |                |
| SR2T - Safe Routes - Transfer   | 951           | 0              | 0        | 0        | 0        | 0        | 0        | 951            |
| <b>Preliminary Engineering / Managed by Hernando County Board of County Commissioners</b> |               |                |          |          |          |          |          |                |
| SR2S - Safe Routes - Infrastructure   | 34,746        | 0              | 0        | 0        | 0        | 0        | 0        | 34,746         |
| SR2T - Safe Routes - Transfer   | 19,102        | 0              | 0        | 0        | 0        | 0        | 0        | 19,102         |
| <b>Construction / Managed by Hernando County Board of County Commissioners</b>            |               |                |          |          |          |          |          |                |
| TALT - Transportation Alts – Any Area   | 0             | 18,275         | 0        | 0        | 0        | 0        | 0        | 18,275         |
| <b>Item 436712 1 Totals:</b>  | <b>54,799</b> | <b>311,331</b> | <b>0</b> | <b>0</b> | <b>0</b> | <b>0</b> | <b>0</b> | <b>366,130</b> |
| <b>Project Total:</b>   | <b>54,799</b> | <b>311,331</b> | <b>0</b> | <b>0</b> | <b>0</b> | <b>0</b> | <b>0</b> | <b>366,130</b> |

**Project Item Number: 437264 2**

*Table 81: Five-Year TIP 2020-2024 Descriptive Information for Project Item Number 437264 2, Hernando/Citrus MPO*

| Descriptor        | Descriptor Information  |
|-------------------|---|
| L RTP Objectives: | 1.2, 1.7, 2.3, 3.2, 3.4, 3.5 (Pages 6-8 through 6-9); Map 4-9 (Page 4-20; Appendix D-1) |
| County:           | Hernando  |
| Type of Work:     | BIKE PATH/TRAIL   |
| Project Length:   | 2.179   |

*Table 82: Five-Year TIP 2020-2024 Project Item Number 437264 2 Funding Table, by Fund and Phase,*

| TLWR - 2015 SB2514A-Trail Network                | 549,619   | 0         | 0 | 0       | 0 | 0 | 0 | 549,619   |
|--|-----------|-----------|---|---------|---|---|---|-----------|
| <b>Preliminary Engineering / Managed by FDOT</b> |           |           |   |         |   |   |   |           |
| DIH - State In-House Product Support             | 22,060    | 0         | 0 | 0       | 0 | 0 | 0 | 22,060    |
| DS - State Primary Highways and PTO              | 120,333   | 0         | 0 | 0       | 0 | 0 | 0 | 120,333   |
| TLWR - 2015 SB2514A - Trail Network              | 2,029,842 | 0         | 0 | 0       | 0 | 0 | 0 | 2,029,842 |
| <b>Right of Way / Managed by FDOT</b>            |           |           |   |         |   |   |   |           |
| DIH - State In-House Product Support             | 0         | 220,000   | 0 | 0       | 0 | 0 | 0 | 220,000   |
| TLWR - 2015 SB2514A- Trail Network               | 1,162,970 | 2,537,830 | 0 | 0       | 0 | 0 | 0 | 3,700,800 |
| <b>Railroad and Utilities / Managed by FDOT</b>  |           |           |   |         |   |   |   |           |
| DDR - District Dedicated Revenue                 | 20,000    | 0         | 0 | 103,123 | 0 | 0 | 0 | 123,123   |
| <b>Construction / Managed by FDOT</b>            |           |           |   |         |   |   |   |           |
| DIH - State In-House Product Support             | 0         | 0         | 0 | 211,863 | 0 | 0 | 0 | 211,863   |

| Fund                                  | <2020            | 2020             | 2021     | 2022              | 2023     | 2024     | >2024    | All Years         |
|---------------------------------------|------------------|------------------|----------|-------------------|----------|----------|----------|-------------------|
| TALT - Transportation Alts – Any Area | 0                | 0                | 0        | 929,858           | 0        | 0        | 0        | 929,858           |
| TLWR - 2015 SB2514A - Trail Network   | 0                | 0                | 0        | 14,376,388        | 0        | 0        | 0        | 14,376,388        |
| <b>Item 437264 2 Totals:</b>          | <b>3,904,824</b> | <b>2,757,830</b> | <b>0</b> | <b>15,621,232</b> | <b>0</b> | <b>0</b> | <b>0</b> | <b>22,283,886</b> |
| <b>Project Total:</b>                 | <b>3,904,824</b> | <b>2,757,830</b> | <b>0</b> | <b>15,621,232</b> | <b>0</b> | <b>0</b> | <b>0</b> | <b>22,283,886</b> |

**Project Item Number: 437484 1**

*Table 83: Five-Year TIP 2020-2024 Descriptive Information for Project Item Number 437484 1, Hernando/Citrus MPO*

|                  |   |
|------------------|---|
| LRTP Objectives: | 2.3, 3.4, 3.5 (Pages 6-8 through 6-9); Appendix D-2 |
| County:          | Hernando  |
| Type of Work:    | SIDEWALK  |
| Project Length:  | 1.233   |

*Table 84: Five-Year TIP 2020-2024 Project Item Number 437484 1 Funding Table, by Fund and Phase, Hernando/Citrus MPO*

| Fund  | <2020    | 2020     | 2021          | 2022     | 2023           | 2024     | >2024    | All Years      |
|---|----------|----------|---------------|----------|----------------|----------|----------|----------------|
| <b>Preliminary Engineering / Managed by Hernando County Board of County Commissioners</b> |          |          |               |          |                |          |          |                |
| TALT - Transportation Alts – Any Area   | 0        | 0        | 95,367        | 0        | 0              | 0        | 0        | 95,367         |
| <b>Construction / Managed by Hernando County Board of County Commissioners</b>            |          |          |               |          |                |          |          |                |
| TALL - Transportation Alts - < 200K   | 0        | 0        | 0             | 0        | 348,774        | 0        | 0        | 348,774        |
| TALT - Transportation Alts – Any Area   | 0        | 0        | 0             | 0        | 246,242        | 0        | 0        | 246,242        |
| <b>Item 437484 1 Totals:</b>  | <b>0</b> | <b>0</b> | <b>95,367</b> | <b>0</b> | <b>595,016</b> | <b>0</b> | <b>0</b> | <b>690,383</b> |
| <b>Project Total:</b>   | <b>0</b> | <b>0</b> | <b>95,367</b> | <b>0</b> | <b>595,016</b> | <b>0</b> | <b>0</b> | <b>690,383</b> |

**Project Item Number: 438651 1**

*Table 85: Five-Year TIP 2020-2024 Descriptive Information for Project Item Number 438651 1, Hernando/Citrus MPO*

| Descriptor       | Descriptor Information                              |
|------------------|---|
| LRTP Objectives: | 2.3, 3.4, 3.5 (Pages 6-8 through 6-9); Appendix D-2 |
| County:          | Hernando  |
| Type of Work:    | SIDEWALK  |
| Project Length:  | 2.610   |

*Table 86: Five-Year TIP 2020-2024 Project Item Number 438651 1 Funding Table, by Fund and Phase, Hernando/Citrus MPO*

| Fund  | <2020    | 2020     | 2021     | 2022          | 2023     | 2024           | >2024    | All Years      |
|---|----------|----------|----------|---------------|----------|----------------|----------|----------------|
| <b>Preliminary Engineering / Managed by Hernando County Board of County Commissioners</b> |          |          |          |               |          |                |          |                |
| TALT - Transportation Alts – Any Area   | 0        | 0        | 0        | 93,610        | 0        | 0              | 0        | 93,610         |
| <b>Construction / Managed by Hernando County Board of County Commissioners</b>            |          |          |          |               |          |                |          |                |
| TALL - Transportation Alts - < 200K   | 0        | 0        | 0        | 0             | 0        | 348,387        | 0        | 348,387        |
| TALT - Transportation Alts – Any Area   | 0        | 0        | 0        | 0             | 0        | 314,982        | 0        | 314,982        |
| <b>Item 438651 1 Totals:</b>  | <b>0</b> | <b>0</b> | <b>0</b> | <b>93,610</b> | <b>0</b> | <b>663,369</b> | <b>0</b> | <b>756,979</b> |
| <b>Project Total:</b>   | <b>0</b> | <b>0</b> | <b>0</b> | <b>93,610</b> | <b>0</b> | <b>663,369</b> | <b>0</b> | <b>756,979</b> |

**Project Item Number: 439448 1**

*Table 87: Five-Year TIP 2020-2024 Descriptive Information for Project Item Number 439448 1, Hernando/Citrus MPO*

| Descriptor       | Descriptor Information                                |
|------------------|---|
| LRTP Objectives: | 2.2, 2.3, 3.4, 3.5, 3.9, 5.5 (Pages 6-8 through 6-13) |
| County:          | Hernando  |
| Type of Work:    | ROUNDABOUT  |
| Project Length:  | .669  |

*Table 88: Five-Year TIP 2020-2024 Project Item Number 439448 1 Funding Table, by Fund and Phase, Hernando/Citrus MPO*

| Fund   | <2020          | 2020         | 2021             | 2022     | 2023     | 2024     | >2024    | All Years        |
|--|----------------|--------------|------------------|----------|----------|----------|----------|------------------|
| <b>Preliminary Engineering / Managed by FDOT</b> |                |              |                  |          |          |          |          |                  |
| ACID - Adv Construction Safety (HSID)            | 0              | 1,000        | 0                | 0        | 0        | 0        | 0        | 1,000            |
| DS - State Primary Highways and PTO              | 127,782        | 0            | 0                | 0        | 0        | 0        | 0        | 127,782          |
| HSP - Safety (Hiway Safety Program)              | 100,709        | 0            | 0                | 0        | 0        | 0        | 0        | 100,709          |
| <b>Construction / Managed by FDOT</b>            |                |              |                  |          |          |          |          |                  |
| ACSS - Advance Construction (SS, HSP)            | 0              | 0            | 2,296,421        | 0        | 0        | 0        | 0        | 2,296,421        |
| <b>Item 439448 1 Totals:</b>                     | <b>228,491</b> | <b>1,000</b> | <b>2,296,421</b> | <b>0</b> | <b>0</b> | <b>0</b> | <b>0</b> | <b>2,525,912</b> |
| <b>Project Total:</b>                            | <b>228,491</b> | <b>1,000</b> | <b>2,296,421</b> | <b>0</b> | <b>0</b> | <b>0</b> | <b>0</b> | <b>2,525,912</b> |

**Project Item Number: 439508 1**

*Table 89: Five-Year TIP 2020-2024 Descriptive Information for Project Item Number 439508 1, Hernando/Citrus MPO*

| Descriptor       | Descriptor Information                              |
|------------------|---|
| LRTP Objectives: | 2.3, 3.4, 3.5 (Pages 6-8 through 6-9); Appendix D-2 |
| County:          | Hernando  |
| Type of Work:    | SIDEWALK  |
| Project Length:  | 2.540   |

*Table 90: Five-Year TIP 2020-2024 Project Item Number 439508 1 Funding Table, by Fund and Phase, Hernando/Citrus MPO*

| Fund  | <2020    | 2020           | 2021     | 2022           | 2023     | 2024     | >2024    | All Years        |
|---|----------|----------------|----------|----------------|----------|----------|----------|------------------|
| <b>Preliminary Engineering / Managed by Hernando County Board of County Commissioners</b> |          |                |          |                |          |          |          |                  |
| TALT - Transportation Alts – Any Area   | 0        | 102,070        | 0        | 0              | 0        | 0        | 0        | 102,070          |
| <b>Construction / Managed by Hernando County Board of County Commissioners</b>            |          |                |          |                |          |          |          |                  |
| TALL - Transportation Alts - < 200K   | 0        | 0              | 0        | 132,682        | 0        | 0        | 0        | 132,682          |
| TALT - Transportation Alts – Any Area   | 0        | 0              | 0        | 783,036        | 0        | 0        | 0        | 783,036          |
| <b>Item 439508 1 Totals:</b>  | <b>0</b> | <b>102,070</b> | <b>0</b> | <b>915,718</b> | <b>0</b> | <b>0</b> | <b>0</b> | <b>1,017,788</b> |
| <b>Project Total:</b>   | <b>0</b> | <b>102,070</b> | <b>0</b> | <b>915,718</b> | <b>0</b> | <b>0</b> | <b>0</b> | <b>1,017,788</b> |

**Project Item Number: 439509 1**

*Table 91: Five-Year TIP 2020-2024 Descriptive Information for Project Item Number 439509 1, Hernando/Citrus MPO*

| Descriptor       | Descriptor Information                              |
|------------------|---|
| LRTP Objectives: | 2.3, 3.4, 3.5 (Pages 6-8 through 6-9); Appendix D-2 |
| County:          | Hernando  |
| Type of Work:    | SIDEWALK  |
| Project Length:  | .524  |

*Table 92: Five-Year TIP 2020-2024 Project Item Number 439509 1 Funding Table, by Fund and Phase, Hernando/Citrus MPO*

| Fund  | <2020         | 2020     | 2021           | 2022     | 2023     | 2024     | >2024    | All Years      |
|---|---------------|----------|----------------|----------|----------|----------|----------|----------------|
| <b>Preliminary Engineering / Managed by Hernando County Board of County Commissioners</b> |               |          |                |          |          |          |          |                |
| TALT - Transportation Alts – Any Area   | 58,680        | 0        | 0              | 0        | 0        | 0        | 0        | 58,680         |
| <b>Construction / Managed by Hernando County Board of County Commissioners</b>            |               |          |                |          |          |          |          |                |
| TALT - Transportation Alts – Any Area   | 0             | 0        | 236,727        | 0        | 0        | 0        | 0        | 236,727        |
| <b>Item 439509 1 Totals:</b>  | <b>58,680</b> | <b>0</b> | <b>236,727</b> | <b>0</b> | <b>0</b> | <b>0</b> | <b>0</b> | <b>295,407</b> |
| <b>Project Total:</b>   | <b>58,680</b> | <b>0</b> | <b>236,727</b> | <b>0</b> | <b>0</b> | <b>0</b> | <b>0</b> | <b>295,407</b> |

**Project Item Number: 440064 1**

*Table 93: Five-Year TIP 2020-2024 Descriptive Information for Project Item Number 440064 1, Hernando/Citrus MPO*

| Descriptor       | Descriptor Information                                |
|------------------|---|
| LRTP Objectives: | 2.2, 2.3, 3.4, 3.5, 3.9, 5.5 (Pages 6-8 through 6-13) |
| County:          | Hernando  |
| Type of Work:    | RESURFACING   |
| Project Length:  | 2.074   |

*Table 94: Five-Year TIP 2020-2024 Project Item Number 440064 1 Funding Table, by Fund and Phase, Hernando/Citrus MPO*

| Fund   | <2020        | 2020           | 2021     | 2022             | 2023     | 2024     | >2024    | All Years        |
|--|--------------|----------------|----------|------------------|----------|----------|----------|------------------|
| <b>Preliminary Engineering / Managed by FDOT</b> |              |                |          |                  |          |          |          |                  |
| DDR - District Dedicated Revenue                 | 0            | 280,274        | 0        | 0                | 0        | 0        | 0        | 280,274          |
| DIH - State In-House Product Support             | 2,000        | 0              | 0        | 0                | 0        | 0        | 0        | 2,000            |
| <b>Construction / Managed by FDOT</b>            |              |                |          |                  |          |          |          |                  |
| DS - State Primary Highways and PTO              | 0            | 0              | 0        | 2,646,879        | 0        | 0        | 0        | 2,646,879        |
| <b>Item 440064 1 Totals:</b>                     | <b>2,000</b> | <b>280,274</b> | <b>0</b> | <b>2,683,642</b> | <b>0</b> | <b>0</b> | <b>0</b> | <b>2,965,916</b> |
| <b>Project Total:</b>                            | <b>2,000</b> | <b>280,274</b> | <b>0</b> | <b>2,683,642</b> | <b>0</b> | <b>0</b> | <b>0</b> | <b>2,965,916</b> |



**Project Item Number: 441103 1**

*Table 95: Five-Year TIP 2020-2024 Descriptive Information for Project Item Number 441103 1, Hernando/Citrus MPO*

| Descriptor           | Descriptor Information  |
|----------------------|---|
| Project Item Number: | 441103 1  |
| LRTP Objectives:     | 2.3, 3.4, 3.5 (Pages 6-8 through 6-9)                                     |
| District:            | 07  |
| County:              | Hernando  |
| Project Description  | FOX CHAPEL MS FREEPORT DR FROM DELTONA BLVD TO NORTHCLIFFE BLVD *NON-SIS* |
| Type of Work:        | SIDEWALK  |
| Extra Description:   | CONSTRUCT 5' SIDEWALK, SAFE ROUTES TO SCHOOL                              |
| Project Length:      | 1.550   |

*Table 96: Five-Year TIP 2020-2024 Project Item Number 441103 1 Funding Table, by Fund and Phase, Hernando/Citrus MPO*

| Fund  | <2020    | 2020     | 2021     | 2022           | 2023     | 2024     | >2024    | All Years      |
|---|----------|----------|----------|----------------|----------|----------|----------|----------------|
| <b>Preliminary Engineering / Managed by Hernando County Board of County Commissioners</b> |          |          |          |                |          |          |          |                |
| SR2T - Safe Routes - Transfer   | 0        | 0        | 0        | 270,555        | 0        | 0        | 0        | 270,555        |
| <b>Item 441103 1 Totals:</b>  | <b>0</b> | <b>0</b> | <b>0</b> | <b>270,555</b> | <b>0</b> | <b>0</b> | <b>0</b> | <b>270,555</b> |
| <b>Project Total:</b>   | <b>0</b> | <b>0</b> | <b>0</b> | <b>270,555</b> | <b>0</b> | <b>0</b> | <b>0</b> | <b>270,555</b> |

**Project Item Number: 441107 1**

*Table 97: Five-Year TIP 2020-2024 Descriptive Information for Project Item Number 441107 1, Hernando/Citrus MPO*

| Descriptor       | Descriptor Information                |
|------------------|---------------------------------------|
| LRTP Objectives: | 2.3, 3.4, 3.5 (Pages 6-8 through 6-9) |
| County:          | Hernando                              |
| Type of Work:    | SIDEWALK                              |
| Project Length:  | .782                                  |

*Table 98: Five-Year TIP 2020-2024 Project Item Number 441107 1 Funding Table, by Fund and Phase, Hernando/Citrus MPO*

| Fund  | <2020    | 2020     | 2021     | 2022           | 2023     | 2024     | >2024    | All Years      |
|---|----------|----------|----------|----------------|----------|----------|----------|----------------|
| <b>Preliminary Engineering / Managed by Hernando County Board of County Commissioners</b> |          |          |          |                |          |          |          |                |
| SR2T - Safe Routes - Transfer   | 0        | 0        | 0        | 239,996        | 0        | 0        | 0        | 239,996        |
| <b>Item 441107 1 Totals:</b>  | <b>0</b> | <b>0</b> | <b>0</b> | <b>239,996</b> | <b>0</b> | <b>0</b> | <b>0</b> | <b>239,996</b> |
| <b>Project Total:</b>   | <b>0</b> | <b>0</b> | <b>0</b> | <b>239,996</b> | <b>0</b> | <b>0</b> | <b>0</b> | <b>239,996</b> |

**Project Item Number: 441386 1**

*Table 99: Five-Year TIP 2020-2024 Descriptive Information for Project Item Number 441386 1, Hernando/Citrus MPO*

| Descriptor       | Descriptor Information                                |
|------------------|---|
| LRTP Objectives: | 2.2, 2.3, 3.4, 3.5, 3.9, 5.5 (Pages 6-8 through 6-13) |
| County:          | Hernando  |
| Type of Work:    | RESURFACING   |
| Project Length:  | 1.862   |

*Table 100: Five-Year TIP 2020-2024 Project Item Number 441386 1 Funding Table, by Fund and Phase, Hernando/Citrus MPO*

| Fund   | <2020            | 2020          | 2021              | 2022     | 2023     | 2024     | >2024    | All Years         |
|--|------------------|---------------|-------------------|----------|----------|----------|----------|-------------------|
| <b>Preliminary Engineering / Managed by FDOT</b> |                  |               |                   |          |          |          |          |                   |
| DDR - District Dedicated Revenue                 | 160,000          | 0             | 0                 | 0        | 0        | 0        | 0        | 160,000           |
| DIH - State In-House Product Support             | 9,241            | 0             | 0                 | 0        | 0        | 0        | 0        | 9,241             |
| DS - State Primary Highways and PTO              | 1,013,223        | 0             | 0                 | 0        | 0        | 0        | 0        | 1,013,223         |
| <b>Construction / Managed by FDOT</b>            |                  |               |                   |          |          |          |          |                   |
| ACNP - Advance Construction NHPP                 | 0                | 0             | 6,055,711         | 0        | 0        | 0        | 0        | 6,055,711         |
| DDR - District Dedicated Revenue                 | 0                | 0             | 5,786,677         | 0        | 0        | 0        | 0        | 5,786,677         |
| DIH - State In-House Product Support             | 0                | 0             | 159,853           | 0        | 0        | 0        | 0        | 159,853           |
| <b>Environmental / Managed by FDOT</b>           |                  |               |                   |          |          |          |          |                   |
| DDR - District Dedicated Revenue                 | 0                | 25,000        | 0                 | 0        | 0        | 0        | 0        | 25,000            |
| <b>Item 441386 1 Totals:</b>                     | <b>1,182,464</b> | <b>25,000</b> | <b>12,002,241</b> | <b>0</b> | <b>0</b> | <b>0</b> | <b>0</b> | <b>13,209,705</b> |
| <b>Project Total:</b>                            | <b>1,182,464</b> | <b>25,000</b> | <b>12,002,241</b> | <b>0</b> | <b>0</b> | <b>0</b> | <b>0</b> | <b>13,209,705</b> |

**Project Item Number: 442835 1**

*Table 101: Five-Year TIP 2020-2024 Descriptive Information for Project Item Number 442835 1, Hernando/Citrus MPO*

| Descriptor       | Descriptor Information  |
|------------------|---|
| LRTP Objectives: | 1.1, 1.2, 1.4, 1.6, 1.8, 2.3, 3.7, 3.9, 3.10, 4.1 (Pages 6-6 through 6-11); Map 5-2 (Pages 5-10); Table 5-5 (Page 5-11) |
| County:          | Hernando  |
| Type of Work:    | ADD LANES & RECONSTRUCT   |
| Project Length:  | 4.771   |

*Table 102: Five-Year TIP 2020-2024 Project Item Number 442835 1 Funding Table, by Fund and Phase, Hernando/Citrus MPO*

| Fund                                   | <2020    | 2020             | 2021     | 2022             | 2023     | 2024     | >2024    | All Years        |
|--|----------|------------------|----------|------------------|----------|----------|----------|------------------|
| <b>Right of Way / Managed by FDOT</b>  |          |                  |          |                  |          |          |          |                  |
| DDR - District Dedicated Revenue       | 0        | 0                | 0        | 2,035,859        | 0        | 0        | 0        | 2,035,859        |
| DIH - State In-House Product Support   | 0        | 0                | 0        | 200,000          | 0        | 0        | 0        | 200,000          |
| DS - State Primary Highways and PTO    | 0        | 0                | 0        | 2,428,841        | 0        | 0        | 0        | 2,428,841        |
| <b>Environmental / Managed by FDOT</b> |          |                  |          |                  |          |          |          |                  |
| DDR - District Dedicated Revenue       | 0        | 1,000,000        | 0        | 0                | 0        | 0        | 0        | 1,000,000        |
| <b>Item 442835 1 Totals:</b>           | <b>0</b> | <b>1,000,000</b> | <b>0</b> | <b>4,664,700</b> | <b>0</b> | <b>0</b> | <b>0</b> | <b>5,664,700</b> |
| <b>Project Total:</b>                  | <b>0</b> | <b>1,000,000</b> | <b>0</b> | <b>4,664,700</b> | <b>0</b> | <b>0</b> | <b>0</b> | <b>5,664,700</b> |

**Project Item Number: 444420 1**

*Table 103: Five-Year TIP 2020-2024 Descriptive Information for Project Item Number 444420 1, Hernando/Citrus MPO*

| Descriptor        | Descriptor Information   |
|-------------------|--|
| L RTP Objectives: | 5.2, 5.5 (pages 6-12 through 6-13); Table 5-5 (page 5-11); Table 4-1 (page 4-2) Appendix H |
| County:           | Hernando   |
| Type of Work:     | LANDSCAPING  |
| Project Length:   | 1.603  |

*Table 104: Five-Year TIP 2020-2024 Project Item Number 444420 1 Funding Table, by Fund and Phase, Hernando/Citrus MPO*

| Fund   | <2020          | 2020             | 2021     | 2022     | 2023     | 2024     | >2024    | All Years        |
|--|----------------|------------------|----------|----------|----------|----------|----------|------------------|
| <b>Preliminary Engineering / Managed by FDOT</b> |                |                  |          |          |          |          |          |                  |
| DDR - District Dedicated Revenue                 | 186,508        | 0                | 0        | 0        | 0        | 0        | 0        | 186,508          |
| DS - State Primary Highways and PTO              | 255            | 0                | 0        | 0        | 0        | 0        | 0        | 255              |
| <b>Construction / Managed by FDOT</b>            |                |                  |          |          |          |          |          |                  |
| DIH - State In-House Product Support             | 0              | 21,754           | 0        | 0        | 0        | 0        | 0        | 21,754           |
| DS - State Primary Highways and PTO              | 0              | 116,022          | 0        | 0        | 0        | 0        | 0        | 116,022          |
| <b>Item 444420 1 Totals:</b>                     | <b>186,763</b> | <b>1,588,054</b> | <b>0</b> | <b>0</b> | <b>0</b> | <b>0</b> | <b>0</b> | <b>1,774,817</b> |
| <b>Project Total:</b>                            | <b>186,763</b> | <b>1,588,054</b> | <b>0</b> | <b>0</b> | <b>0</b> | <b>0</b> | <b>0</b> | <b>1,774,817</b> |

**Project Item Number: 444425 2**

*Table 105: Five-Year TIP 2020-2024 Descriptive Information for Project Item Number 444425 2, Hernando/Citrus MPO*

| Descriptor        | Descriptor Information   |
|-------------------|--|
| L RTP Objectives: | 5.2, 5.5 (pages 6-12 through 6-13); Table 5-5 (page 5-11); Table 4-1 (page 4-2) Appendix H |
| County:           | Hernando   |
| Type of Work:     | LANDSCAPING  |
| Project Length:   | 1.725  |

*Table 106: Five-Year TIP 2020-2024 Project Item Number 444425 2 Funding Table, by Fund and Phase, Hernando/Citrus MPO*

| Fund                                  | <2020    | 2020           | 2021     | 2022     | 2023     | 2024     | >2024    | All Years      |
|---------------------------------------|----------|----------------|----------|----------|----------|----------|----------|----------------|
| <b>Construction / Managed by FDOT</b> |          |                |          |          |          |          |          |                |
| DDR - District Dedicated Revenue      | 0        | 774,623        | 0        | 0        | 0        | 0        | 0        | 774,623        |
| DIH - State In-House Product Support  | 0        | 11,619         | 0        | 0        | 0        | 0        | 0        | 11,619         |
| DS - State Primary Highways and PTO   | 0        | 61,970         | 0        | 0        | 0        | 0        | 0        | 61,970         |
| <b>Item 444425 2 Totals:</b>          | <b>0</b> | <b>848,212</b> | <b>0</b> | <b>0</b> | <b>0</b> | <b>0</b> | <b>0</b> | <b>848,212</b> |
| <b>Project Total:</b>                 | <b>0</b> | <b>848,212</b> | <b>0</b> | <b>0</b> | <b>0</b> | <b>0</b> | <b>0</b> | <b>848,212</b> |

**Five-Year TIP 2020-2024 Project Listings: Turnpike**

**Project Item Number: 405270 3**

*Table 107: Five-Year TIP 2020-2024 Descriptive Information for Project Item Number 405270 3, Hernando/Citrus MPO*

| Descriptor       | Descriptor Information                                  |
|------------------|---|
| LRTP Objectives: | 1.3, 1.4, 1.8, 1.9 (Pages 6-6 through 6.10); Appendix H |
| County:          | Citrus  |
| Type of Work:    | NEW ROAD CONSTRUCTION                                   |
| Project Length:  | 7.410   |

*Table 108: Five-Year TIP 2020-2024 Project Item Number 405270 3 Funding Table, by Fund and Phase, Hernando/Citrus MPO*

| Fund   | <2020      | 2020   | 2021      | 2022 | 2023 | 2024 | >2024 | All Years  |
|--|------------|--------|-----------|------|------|------|-------|------------|
| <b>Preliminary Engineering / Managed by FDOT</b> |            |        |           |      |      |      |       |            |
| PKYI - Turnpike Improvement                      | 6,562,019  | 0      | 0         | 0    | 0    | 0    | 0     | 6,562,019  |
| <b>Right of Way / Managed by FDOT</b>            |            |        |           |      |      |      |       |            |
| PKYI - Turnpike Improvement                      | 17,209,094 | 0      | 0         | 0    | 0    | 0    | 0     | 17,209,094 |
| <b>Railroad and Utilities / Managed by FDOT</b>  |            |        |           |      |      |      |       |            |
| PKYI - Turnpike Improvement                      | 11,605,553 | 0      | 0         | 0    | 0    | 0    | 0     | 11,605,553 |
| <b>Construction / Managed by FDOT</b>            |            |        |           |      |      |      |       |            |
| PKBD - Turnpike Master Bond Fund                 | 63,258,502 | 0      | 0         | 0    | 0    | 0    | 0     | 63,258,502 |
| PKYI - Turnpike Improvement                      | 5,922,844  | 0      | 1,800,000 | 0    | 0    | 0    | 0     | 7,722,844  |
| PKYO - Turnpike Toll Collection / Oper           | 0          | 82,080 | 0         | 0    | 0    | 0    | 0     | 82,080     |
| <b>Environmental / Managed by FDOT</b>           |            |        |           |      |      |      |       |            |

| Fund                         | <2020              | 2020          | 2021             | 2022     | 2023     | 2024     | >2024    | All Years          |
|------------------------------|--------------------|---------------|------------------|----------|----------|----------|----------|--------------------|
| PKYI - Turnpike Improvement  | 200,000            | 0             | 0                | 0        | 0        | 0        | 0        | 200,000            |
| <b>Item 405270 3 Totals:</b> | <b>104,758,012</b> | <b>82,080</b> | <b>1,800,000</b> | <b>0</b> | <b>0</b> | <b>0</b> | <b>0</b> | <b>106,640,092</b> |
| <b>Project Total:</b>        | <b>104,758,012</b> | <b>82,080</b> | <b>1,800,000</b> | <b>0</b> | <b>0</b> | <b>0</b> | <b>0</b> | <b>106,640,092</b> |

**Project Item Number: 442764 1**

*Table 109: Five-Year TIP 2020-2024 Descriptive Information for Project Item Number 442764 1, Hernando/Citrus MPO*

| Descriptor           | Descriptor Information                                  |
|----------------------|---|
| Project Item Number: | 442764 1  |
| L RTP Objectives:    | 1.3, 1.4, 1.8, 1.9 (Pages 6-6 through 6.10); Appendix H |
| District:            | 07  |
| County:              | Citrus  |
| Project Description  | SUNCOAST II (SR589) - SR 44 TO CR 486 *SIS*             |
| Type of Work:        | NEW ROAD CONSTRUCTION                                   |
| Extra Description:   | NA  |
| Project Length:      | 3.000   |

*Table 110: Five-Year TIP 2020-2024 Project Item Number 442764 1 Funding Table, by Fund and Phase, Hernando/Citrus MPO*

| Fund  | <2020     | 2020      | 2021    | 2022       | 2023 | 2024 | >2024 | All Years  |
|---|-----------|-----------|---------|------------|------|------|-------|------------|
| <b>Preliminary Engineering / Managed by FDOT</b>  |           |           |         |            |      |      |       |            |
| PKED - 2012 SB1998-Turnpike Feeder Rd             | 6,524,808 | 0         | 0       | 0          | 0    | 0    | 0     | 6,524,808  |
| PKYI - Turnpike Improvement                       | 64,342    | 1,000,000 | 0       | 0          | 0    | 0    | 0     | 1,064,342  |
| <b>Right of Way / Managed by FDOT</b>             |           |           |         |            |      |      |       |            |
| PKYI - Turnpike Improvement                       | 1,548,367 | 3,194,372 | 0       | 7,041,004  | 0    | 0    | 0     | 11,783,743 |
| <b>Railroad &amp; Utilities / Managed by FDOT</b> |           |           |         |            |      |      |       |            |
| PKBD - Turnpike Master Bond Fund                  | 0         | 0         | 0       | 12,000,000 | 0    | 0    | 0     | 12,000,000 |
| PKYI - Turnpike Improvement                       | 0         | 0         | 400,000 | 0          | 0    | 0    | 0     | 400,000    |



| Construction / Managed by FDOT   |                  |                  |                |                   |          |                   |          |                   |
|----------------------------------|------------------|------------------|----------------|-------------------|----------|-------------------|----------|-------------------|
| PKBD - Turnpike Master Bond Fund | 0                | 0                | 0              | 0                 | 0        | 64,714,000        | 0        | 64,714,000        |
| PKYI - Turnpike Improvement      | 1,135            | 0                | 0              | 0                 | 0        | 0                 | 0        | 1,135             |
| <b>Item 442764 1 Totals:</b>     | <b>8,138,652</b> | <b>4,194,372</b> | <b>400,000</b> | <b>19,041,004</b> | <b>0</b> | <b>64,714,000</b> | <b>0</b> | <b>96,488,028</b> |
| <b>Project Total:</b>            | <b>8,138,652</b> | <b>4,194,372</b> | <b>400,000</b> | <b>19,041,004</b> | <b>0</b> | <b>64,714,000</b> | <b>0</b> | <b>96,488,028</b> |

**Project Item Number: 405270 1**

*Table 111: Five-Year TIP 2020-2024 Descriptive Information for Project Item Number 405270 1, Hernando/Citrus MPO*

| Descriptor       | Descriptor Information                                  |
|------------------|---|
| LRTP Objectives: | 1.3, 1.4, 1.8, 1.9 (Pages 6-6 through 6.10); Appendix H |
| County:          | Citrus  |
| Type of Work:    | NEW ROAD CONSTRUCTION                                   |
| Project Length:  | 1.451   |

*Table 112: Five-Year TIP 2020-2024 Project Item Number 405270 1 Funding Table, by Fund and Phase, Hernando/Citrus MPO*

| Fund   | <2020      | 2020 | 2021 | 2022 | 2023 | 2024 | >2024 | All Years  |
|--|------------|------|------|------|------|------|-------|------------|
| <b>Planning / Managed by FDOT</b>                |            |      |      |      |      |      |       |            |
| PKYI - Turnpike Improvement                      | 958        | 0    | 0    | 0    | 0    | 0    | 0     | 958        |
| <b>P D &amp; E / Managed by FDOT</b>             |            |      |      |      |      |      |       |            |
| PKYI - Turnpike Improvement                      | 3,189,295  | 0    | 0    | 0    | 0    | 0    | 0     | 3,189,295  |
| <b>Preliminary Engineering / Managed by FDOT</b> |            |      |      |      |      |      |       |            |
| DI -ST. – S / W Inter / Intrastate Hwy           | 19,400,000 | 0    | 0    | 0    | 0    | 0    | 0     | 19,400,000 |

| <b>Fund</b>                                       | <b>&lt;2020</b>   | <b>2020</b>      | <b>2021</b> | <b>2022</b> | <b>2023</b> | <b>2024</b> | <b>&gt;2024</b> | <b>All Years</b>  |
|---|-------------------|------------------|-------------|-------------|-------------|-------------|-----------------|-------------------|
| PKYI -Turnpike Improvement                        | 12,700,684        | 0                | 0           | 0           | 0           | 0           | 0               | 12,700,684        |
| PKYR -Turnpike Renewal & Replacement              | 4,145             | 0                | 0           | 0           | 0           | 0           | 0               | 4,145             |
| <b>Right of Way / Managed by FDOT</b>             |                   |                  |             |             |             |             |                 |                   |
| DI -ST. – S / W Inter / Intrastate Hwy            | 650,597           | 0                | 0           | 0           | 0           | 0           | 0               | 650,597           |
| PKYI - Turnpike Improvement                       | 20,541,808        | 1,084,000        | 0           | 0           | 0           | 0           | 0               | 21,625,808        |
| <b>Railroad &amp; Utilities / Managed by FDOT</b> |                   |                  |             |             |             |             |                 |                   |
| PKYI - Turnpike Improvement                       | 40,209            | 0                | 0           | 0           | 0           | 0           | 0               | 40,209            |
| <b>Construction / Managed by FDOT</b>             |                   |                  |             |             |             |             |                 |                   |
| DDR - District Dedicated Revenue                  | 761               | 0                | 0           | 0           | 0           | 0           | 0               | 761               |
| PKBD - Turnpike Master Bond Fund                  | 29,217,812        | 0                | 0           | 0           | 0           | 0           | 0               | 29,217,812        |
| PKYI - Turnpike Improvement                       | 3,399,241         | 0                | 0           | 0           | 0           | 0           | 0               | 3,399,241         |
| <b>Environmental / Managed by FDOT</b>            |                   |                  |             |             |             |             |                 |                   |
| PKYI - Turnpike Improvement                       | 706,489           | 690,000          | 0           | 0           | 0           | 0           | 0               | 1,396,489         |
| <b>Item 405270 1 Totals:</b>                      | <b>89,851,999</b> | <b>1,774,000</b> | <b>0</b>    | <b>0</b>    | <b>0</b>    | <b>0</b>    | <b>0</b>        | <b>91,625,999</b> |
| <b>Project Total:</b>                             | <b>89,851,999</b> | <b>1,774,000</b> | <b>0</b>    | <b>0</b>    | <b>0</b>    | <b>0</b>    | <b>0</b>        | <b>91,625,999</b> |

**Five-Year TIP 2020-2024 Project Listings: Transportation Planning**

**Project Item Number: 438747 5**

*Table 113: Five-Year TIP 2020-2024 Descriptive Information for Project Item Number 438747 5 Hernando/Citrus MPO*

| Descriptor       | Descriptor Information                          |
|------------------|---|
| LRTP Objectives: | 1.1, 1.8, 2.1, 3.1, 3.2 (Pages 6-6 through 6-9) |
| County:          | Citrus  |
| Type of Work:    | PLANNING MODELS/DATA UPDATE                     |
| Project Length:  | .000  |

*Table 114: Five-Year TIP 2020-2024 Project Item Number 438747 5 Funding Table, by Fund and Phase, Hernando/Citrus MPO*

| <b>Planning / Managed by FDOT</b>  |               |               |               |               |               |               |          |                |
|------------------------------------|---------------|---------------|---------------|---------------|---------------|---------------|----------|----------------|
| D - Unrestricted State Primary     | 37,500        | 12,500        | 12,500        | 12,500        | 12,500        | 12,500        | 0        | 100,000        |
| SN - STP, Mandatory Non-Urban ≤ 5K | 37,500        | 12,500        | 12,500        | 12,500        | 12,500        | 12,500        | 0        | 100,000        |
| <b>Item 438747 5 Totals:</b>       | <b>75,000</b> | <b>25,000</b> | <b>25,000</b> | <b>25,000</b> | <b>25,000</b> | <b>25,000</b> | <b>0</b> | <b>200,000</b> |
| <b>Project Total:</b>              | <b>75,000</b> | <b>25,000</b> | <b>25,000</b> | <b>25,000</b> | <b>25,000</b> | <b>25,000</b> | <b>0</b> | <b>200,000</b> |

**Project Item Number: 438747 4**

*Table 115: Five-Year TIP 2020-2024 Descriptive Information for Project Item Number 438747 4, Hernando/Citrus MPO*

| Descriptor           | Descriptor Information                          |
|----------------------|---|
| Project Item Number: | 438747 4  |
| LRTP Objectives:     | 1.1, 1.8, 2.1, 3.1, 3.2 (Pages 6-6 through 6-9) |
| District:            | 07  |
| County:              | Hernando  |
| Project Description  | HERNANDO PLANNING MODEL STUDIES *NON-SIS*       |
| Type of Work:        | PLANNING MODELS/DATA UPDATE                     |
| Extra Description:   | CONDUCT SURVEYS TO UPDATE PLANNING MODELS/DATA  |
| Project Length:      | .000  |

*Table 116: Five-Year TIP 2020-2024 Project Item Number 438747 4 Funding Table, by Fund and Phase, Hernando/Citrus MPO*

| Fund                              | <2020         | 2020          | 2021          | 2022          | 2023          | 2024          | >2024    | All Years      |
|-----------------------------------|---------------|---------------|---------------|---------------|---------------|---------------|----------|----------------|
| <b>Planning / Managed by FDOT</b> |               |               |               |               |               |               |          |                |
| ACSL - Advance Construction (SL)  | 2,000         | 0             | 0             | 0             | 0             | 0             | 0        | 2,000          |
| D - Unrestricted State Primary    | 37,500        | 12,500        | 12,500        | 12,500        | 12,500        | 12,500        | 0        | 100,000        |
| SL - STP, Areas ≤ 200K            | 35,500        | 12,500        | 12,500        | 12,500        | 12,500        | 12,500        | 0        | 98,000         |
| <b>Item 438747 4 Totals:</b>      | <b>75,000</b> | <b>25,000</b> | <b>25,000</b> | <b>25,000</b> | <b>25,000</b> | <b>25,000</b> | <b>0</b> | <b>200,000</b> |
| <b>Project Total:</b>             | <b>75,000</b> | <b>25,000</b> | <b>25,000</b> | <b>25,000</b> | <b>25,000</b> | <b>25,000</b> | <b>0</b> | <b>200,000</b> |

**Project Item Number: 439335 2**

*Table 117: Five-Year TIP 2020-2024 Descriptive Information for Project Item Number 439335 2, Hernando/Citrus MPO*

| Descriptor           | Descriptor Information                                |
|----------------------|---|
| Project Item Number: | 439335 2  |
| LRTP Objectives:     | 1.1, 1.8, 2.1, 3.1, 3.2 (Pages 6-6 through 6-9)       |
| District:            | 07  |
| County:              | Hernando  |
| Project Description  | HERNANDO/CITRUS FY 2018/2019-2019/2020 UPWP *NON-SIS* |
| Type of Work:        | TRANSPORTATION PLANNING                               |
| Extra Description:   | NA  |
| Project Length:      | .000  |

*Table 118: Five-Year TIP 2020-2024 Project Item Number 439335 2 Funding Table, by Fund and Phase, Hernando/Citrus MPO*

| Fund   | <2020          | 2020               | 2021     | 2022     | 2023     | 2024     | >2024    | All Years          |
|--|----------------|--------------------|----------|----------|----------|----------|----------|--------------------|
| <b>Planning / Responsible Agency Not Available</b> |                |                    |          |          |          |          |          |                    |
| PL - METRO PLAN (85% FA; 15% OTHER)                | 896,637        | \$ 507,012         | 0        | 0        | 0        | 0        | 0        | \$ 507,012         |
| <b>Item 439335 2 Totals:</b>                       | <b>896,637</b> | <b>\$1,403,649</b> | <b>0</b> | <b>0</b> | <b>0</b> | <b>0</b> | <b>0</b> | <b>\$1,403,649</b> |

\*See Appendix D Modifications to reflect PL fund true up 8 20 19

**Project Item Number: 439335 3**

*Table 119: Five-Year TIP 2020-2024 Descriptive Information for Project Item Number 439335 3, Hernando/Citrus MPO*

| <b>Descriptor</b>    | <b>Descriptor Information</b>                         |
|----------------------|---|
| Project Item Number: | 439335 3  |
| LRTP Objectives:     | 1.1, 1.8, 2.1, 3.1, 3.2 (Pages 6-6 through 6-9)       |
| District:            | 07  |
| County:              | Hernando  |
| Project Description  | HERNANDO/CITRUS FY 2020/2021-2021/2022 UPWP *NON-SIS* |
| Type of Work:        | TRANSPORTATION PLANNING                               |
| Extra Description:   | NA  |
| Project Length:      | .000  |

*Table 120: Five-Year TIP 2020-2024 Project Item Number 439335 3 Funding Table, by Fund and Phase, Hernando/Citrus MPO*

| <b>Fund</b>  | <b>&lt;2020</b> | <b>2020</b> | <b>2021</b>    | <b>2022</b>    | <b>2023</b> | <b>2024</b> | <b>&gt;2024</b> | <b>All Years</b> |
|--|-----------------|-------------|----------------|----------------|-------------|-------------|-----------------|------------------|
| <b>Planning / Responsible Agency Not Available</b> |                 |             |                |                |             |             |                 |                  |
| PL - Metro Plan (85% FA; 15% OTHER)                | 0               | 0           | 507,012        | 507,012        | 0           | 0           | 0               | 1,014,024        |
| <b>Item 439335 3 Totals:</b>                       | <b>0</b>        | <b>0</b>    | <b>507,012</b> | <b>507,012</b> | <b>0</b>    | <b>0</b>    | <b>0</b>        | <b>1,014,024</b> |

**Project Item Number: 439335 4**

*Table 121: Five-Year TIP 2020-2024 Descriptive Information for Project Item Number 439335 4, Hernando/Citrus MPO*

| Descriptor           | Descriptor Information                                |
|----------------------|---|
| Project Item Number: | 439335 4  |
| LRTP Objectives:     | 1.1, 1.8, 2.1, 3.1, 3.2 (Pages 6-6 through 6-9)       |
| District:            | 07  |
| County:              | Hernando  |
| Project Description  | HERNANDO/CITRUS FY 2022/2023-2023/2024 UPWP *NON-SIS* |
| Type of Work:        | TRANSPORTATION PLANNING                               |
| Extra Description:   | NA  |
| Project Length:      | .000  |

*Table 122: Five-Year TIP 2020-2024 Project Item Number 439335 4 Funding Table, by Fund and Phase, Hernando/Citrus MPO*

| Fund   | <2020          | 2020           | 2021           | 2022           | 2023           | 2024     | >2024    | All Years        |
|--|----------------|----------------|----------------|----------------|----------------|----------|----------|------------------|
| <b>Planning / Responsible Agency Not Available</b> |                |                |                |                |                |          |          |                  |
| PL - METRO PLAN (85% FA; 15% OTHER)                | 0              | 0              | 0              | 0              | 507,012        | 0        | 0        | 507,012          |
| <b>Item 439335 4 Totals:</b>                       | <b>0</b>       | <b>0</b>       | <b>0</b>       | <b>0</b>       | <b>507,012</b> | <b>0</b> | <b>0</b> | <b>507,012</b>   |
| <b>Project Total:</b>                              | <b>896,637</b> | <b>507,012</b> | <b>507,012</b> | <b>507,012</b> | <b>507,012</b> | <b>0</b> | <b>0</b> | <b>2,924,685</b> |

**Five-Year TIP 2020-2024 Project Listings: Maintenance**

---

**Project Item Number: 259756 1**

*Table 123: Five-Year TIP 2020-2024 Descriptive Information for Project Item Number 259756 1, Hernando/Citrus MPO*

| Descriptor           | Descriptor Information                 |
|----------------------|--|
| Project Item Number: | 259756 1                               |
| LRTP Objectives:     | 2.1, 3.1, 4.2 (Pages 6-8 through 6-11) |
| District:            | 07                                     |
| County:              | Citrus                                 |
| Project Description  | CITRUS CO (02) *NON-SIS*               |
| Type of Work:        | ROUTINE MAINTENANCE                    |
| Extra Description:   | none                                   |
| Project Length:      | .000                                   |

*Table 124: Five-Year TIP 2020-2024 Descriptive Information for Project Item Number 259756 1, Hernando/Citrus MPO*

| Fund  | <2020            | 2020          | 2021          | 2022          | 2023          | 2024          | >2024    | All Years        |
|---|------------------|---------------|---------------|---------------|---------------|---------------|----------|------------------|
| <b>Brdg / Rdwy / Contract Maint / Managed by FDOT</b> |                  |               |               |               |               |               |          |                  |
| D - Unrestricted State Primary                        | 3,565,332        | 70,000        | 70,000        | 70,000        | 70,000        | 70,000        | 0        | 3,915,332        |
| <b>Item 259756 1 Totals:</b>                          | <b>3,565,332</b> | <b>70,000</b> | <b>70,000</b> | <b>70,000</b> | <b>70,000</b> | <b>70,000</b> | <b>0</b> | <b>3,915,332</b> |
| <b>Project Total:</b>                                 | <b>3,565,332</b> | <b>70,000</b> | <b>70,000</b> | <b>70,000</b> | <b>70,000</b> | <b>70,000</b> | <b>0</b> | <b>3,915,332</b> |



**Project Item Number: 405298 1**

*Table 125: Five-Year TIP 2020-2024 Descriptive Information for Project Item Number 405298 1, Hernando/Citrus MPO*

| Descriptor       | Descriptor Information                 |
|------------------|--|
| LRTP Objectives: | 2.1, 3.1, 4.2 (Pages 6-8 through 6-11) |
| County:          | Citrus                                 |
| Type of Work:    | ROUTINE MAINTENANCE                    |
| Project Length:  | .000                                   |

*Table 126: Five-Year TIP 2020-2024 Project Item Number 405298 1 Funding Table, by Fund and Phase, Hernando/Citrus MPO*

| <b>Brdg / Rdwy / Contract Maint / Managed by FDOT</b> |                   |                  |                  |                  |                  |                  |          |                   |
|---|-------------------|------------------|------------------|------------------|------------------|------------------|----------|-------------------|
| D - Unrestricted State Primary                        | 13,550,880        | 1,040,000        | 1,120,000        | 1,120,000        | 1,120,000        | 1,120,000        | 0        | 19,070,880        |
| <b>Item 405298 1 Totals:</b>                          | <b>13,550,880</b> | <b>1,040,000</b> | <b>1,120,000</b> | <b>1,120,000</b> | <b>1,120,000</b> | <b>1,120,000</b> | <b>0</b> | <b>19,070,880</b> |
| <b>Project Total:</b>                                 | <b>13,550,880</b> | <b>1,040,000</b> | <b>1,120,000</b> | <b>1,120,000</b> | <b>1,120,000</b> | <b>1,120,000</b> | <b>0</b> | <b>19,070,880</b> |

**Project Item Number: 400490 1**

*Table 127: Five-Year TIP 2020-2024 Descriptive Information for Project Item Number 400490 1, Hernando/Citrus MPO*

| Descriptor       | Descriptor Information                 |
|------------------|--|
| LRTP Objectives: | 2.1, 3.1, 4.2 (Pages 6-8 through 6-11) |
| County:          | Hernando                               |
| Type of Work:    | ROUTINE MAINTENANCE                    |
| Project Length:  | .000                                   |

*Table 128: Five-Year TIP 2020-2024 Project Item Number 400490 1 Funding Table, by Fund and Phase, Hernando/Citrus MPO*

| Fund  | <2020             | 2020             | 2021             | 2022             | 2023             | 2024             | >2024    | All Years         |
|---|-------------------|------------------|------------------|------------------|------------------|------------------|----------|-------------------|
| <b>Brdg / Rdwy / Contract Maint / Managed by FDOT</b> |                   |                  |                  |                  |                  |                  |          |                   |
| D - Unrestricted State Primary                        | 32,772,900        | 2,000,000        | 2,000,000        | 2,000,000        | 2,000,000        | 2,000,000        | 0        | 42,772,900        |
| <b>Item 400490 1 Totals:</b>                          | <b>32,772,900</b> | <b>2,000,000</b> | <b>2,000,000</b> | <b>2,000,000</b> | <b>2,000,000</b> | <b>2,000,000</b> | <b>0</b> | <b>42,772,900</b> |
| <b>Project Total:</b>                                 | <b>32,772,900</b> | <b>2,000,000</b> | <b>2,000,000</b> | <b>2,000,000</b> | <b>2,000,000</b> | <b>2,000,000</b> | <b>0</b> | <b>42,772,900</b> |

**Project Item Number: 401185 1**

*Table 129: Five-Year TIP 2020-2024 Descriptive Information for Project Item Number 401185 1, Hernando/Citrus MPO*

| Descriptor       | Descriptor Information                 |
|------------------|--|
| LRTP Objectives: | 2.1, 3.1, 4.2 (Pages 6-8 through 6-11) |
| County:          | Hernando                               |
| Type of Work:    | ROUTINE MAINTENANCE                    |
| Project Length:  | .000                                   |

*Table 130: Five-Year TIP 2020-2024 Project Item Number 401185 1 Funding Table, by Fund and Phase, Hernando/Citrus MPO*

| Fund  | <2020          | 2020          | 2021          | 2022          | 2023          | 2024          | >2024    | All Years      |
|---|----------------|---------------|---------------|---------------|---------------|---------------|----------|----------------|
| <b>Brdg / Rdwy / Contract Maint / Managed by FDOT</b> |                |               |               |               |               |               |          |                |
| D - Unrestricted State Primary                        | 141,794        | 15,000        | 15,000        | 15,000        | 15,000        | 15,000        | 0        | 216,794        |
| <b>Item 401185 1 Totals:</b>                          | <b>141,794</b> | <b>15,000</b> | <b>15,000</b> | <b>15,000</b> | <b>15,000</b> | <b>15,000</b> | <b>0</b> | <b>216,794</b> |
| <b>Project Total:</b>                                 | <b>141,794</b> | <b>15,000</b> | <b>15,000</b> | <b>15,000</b> | <b>15,000</b> | <b>15,000</b> | <b>0</b> | <b>216,794</b> |

**Five-Year TIP 2020-2024 Project Listings: FLP Aviation**

**Project Item Number: 432997 1**

*Table 131: Five-Year TIP 2020-2024 Descriptive Information for Project Item Number 432997 1, Hernando/Citrus MPO*

| Descriptor           | Descriptor Information  |
|----------------------|---|
| Project Item Number: | 432997 1  |
| LRTP Objectives:     | 4.1 (Page 6-11)   |
| District:            | 07  |
| County:              | Citrus  |
| Project Description  | INVERNESS AIRPORT - CONSTRUCT ACCESS AND UTILITIES TO HANGARS *NON-SIS* |
| Type of Work:        | AVIATION PRESERVATION PROJECT   |
| Extra Description:   | NA  |
| Project Length:      | .000  |

*Table 132: Five-Year TIP 2020-2024 Project Item Number 432997 1 Funding Table, by Fund and Phase, Hernando/Citrus MPO*

| Fund  | <2020    | 2020     | 2021     | 2022     | 2023           | 2024     | >2024    | All Years      |
|---|----------|----------|----------|----------|----------------|----------|----------|----------------|
| <b>Capital / Responsible Agency Not Available</b> |          |          |          |          |                |          |          |                |
| DPTO - STATE - PTO                                | 0        | 0        | 0        | 0        | 136,000        | 0        | 0        | 136,000        |
| LF - Local Funds                                  | 0        | 0        | 0        | 0        | 34,000         | 0        | 0        | 34,000         |
| <b>Item 432997 1 Totals:</b>                      | <b>0</b> | <b>0</b> | <b>0</b> | <b>0</b> | <b>170,000</b> | <b>0</b> | <b>0</b> | <b>170,000</b> |
| <b>Project Total:</b>                             | <b>0</b> | <b>0</b> | <b>0</b> | <b>0</b> | <b>170,000</b> | <b>0</b> | <b>0</b> | <b>170,000</b> |

**Project Item Number: 436828 1**

*Table 133: Five-Year TIP 2020-2024 Descriptive Information for Project Item Number 436828 1, Hernando/Citrus MPO*

| Descriptor           | Descriptor Information  |
|----------------------|---|
| Project Item Number: | 436828 1  |
| LRTP Objectives:     | 4.1 (Page 6-11)   |
| District:            | 07  |
| County:              | Citrus  |
| Project Description  | INVERNESS AIRPORT - CONSTRUCT TAXIWAY TO T HANGERS (PHASE 1 OF 2) *NON-SIS* |
| Type of Work:        | AVIATION CAPACITY PROJECT   |
| Extra Description:   | DESIGN AND CONSTRUCT  |
| Project Length:      | .000  |

*Table 134: Five-Year TIP 2020-2024 Project Item Number 436828 1 Funding Table, by Fund and Phase, Hernando/Citrus MPO*

| Fund  | <2020    | 2020             | 2021     | 2022     | 2023     | 2024     | >2024    | All Years        |
|---|----------|------------------|----------|----------|----------|----------|----------|------------------|
| <b>Capital / Responsible Agency Not Available</b> |          |                  |          |          |          |          |          |                  |
| DPTO -STATE - PTO                                 | 0        | 55,000           | 0        | 0        | 0        | 0        | 0        | 55,000           |
| FAA - Federal Aviation Administration             | 0        | 990,000          | 0        | 0        | 0        | 0        | 0        | 990,000          |
| LF - Local Funds                                  | 0        | 21,326           | 0        | 0        | 0        | 0        | 0        | 21,326           |
| <b>Item 436828 1 Totals:</b>                      | <b>0</b> | <b>1,066,326</b> | <b>0</b> | <b>0</b> | <b>0</b> | <b>0</b> | <b>0</b> | <b>1,066,326</b> |
| <b>Project Total:</b>                             | <b>0</b> | <b>1,066,326</b> | <b>0</b> | <b>0</b> | <b>0</b> | <b>0</b> | <b>0</b> | <b>1,066,326</b> |

**Project Item Number: 436829 1**

*Table 135: Five-Year TIP 2020-2024 Descriptive Information for Project Item Number 436829 1, Hernando/Citrus MPO*

| Descriptor       | Descriptor Information        |
|------------------|-------------------------------|
| LRTP Objectives: | 4.1 (Page 6-11)               |
| County:          | Citrus                        |
| Type of Work:    | AVIATION PRESERVATION PROJECT |
| Project Length:  | .000                          |

*Table 136: Five-Year TIP 2020-2024 Project Item Number 436829 1 Funding Table, by Fund and Phase, Hernando/Citrus MPO*

| <b>Capital / Responsible Agency Not Available</b> |          |                |          |          |          |          |          |                |
|---|----------|----------------|----------|----------|----------|----------|----------|----------------|
| DPTO - STATE - PTO                                | 0        | 165,000        | 0        | 0        | 0        | 0        | 0        | 165,000        |
| LF - Local Funds                                  | 0        | 41,250         | 0        | 0        | 0        | 0        | 0        | 41,250         |
| <b>Item 436829 1 Totals:</b>                      | <b>0</b> | <b>206,250</b> | <b>0</b> | <b>0</b> | <b>0</b> | <b>0</b> | <b>0</b> | <b>206,250</b> |
| <b>Project Total:</b>                             | <b>0</b> | <b>206,250</b> | <b>0</b> | <b>0</b> | <b>0</b> | <b>0</b> | <b>0</b> | <b>206,250</b> |

**Project Item Number: 436830 1**

*Table 137: Five-Year TIP 2020-2024 Descriptive Information for Project Item Number 436830 1, Hernando/Citrus MPO*

| Descriptor       | Descriptor Information       |
|------------------|------------------------------|
| LRTP Objectives: | 4.1 (Page 6-11)              |
| County:          | Citrus                       |
| Type of Work:    | AVIATION REVENUE/OPERATIONAL |
| Project Length:  | .000                         |

*Table 138: Five-Year TIP 2020-2024 Project Item Number 436830 1 Funding Table, by Fund and Phase, Hernando/Citrus MPO*

| <b>Capital / Responsible Agency Not Available</b> |          |                |          |          |          |          |          |                |
|---|----------|----------------|----------|----------|----------|----------|----------|----------------|
| DPTO - STATE - PTO                                | 0        | 124,800        | 0        | 0        | 0        | 0        | 0        | 124,800        |
| LF - Local Funds                                  | 0        | 31,200         | 0        | 0        | 0        | 0        | 0        | 31,200         |
| <b>Item 436830 1 Totals:</b>                      | <b>0</b> | <b>156,000</b> | <b>0</b> | <b>0</b> | <b>0</b> | <b>0</b> | <b>0</b> | <b>156,000</b> |
| <b>Project Total:</b>                             | <b>0</b> | <b>156,000</b> | <b>0</b> | <b>0</b> | <b>0</b> | <b>0</b> | <b>0</b> | <b>156,000</b> |

**Project Item Number: 438511 1**

*Table 139: Five-Year TIP 2020-2024 Descriptive Information for Project Item Number 438511 1, Hernando/Citrus MPO*

| Descriptor       | Descriptor Information    |
|------------------|---------------------------|
| LRTP Objectives: | 4.1 (Page 6-11)           |
| County:          | Citrus                    |
| Type of Work:    | AVIATION SECURITY PROJECT |
| Project Length:  | .000                      |

*Table 140: Five-Year TIP 2020-2024 Project Item Number 438511 1 Funding Table, by Fund and Phase, Hernando/Citrus MPO*

| <b>Capital / Responsible Agency Not Available</b> |          |          |                |          |          |          |          |                |
|---|----------|----------|----------------|----------|----------|----------|----------|----------------|
| DPTO - STATE - PTO                                | 0        | 0        | 409,600        | 0        | 0        | 0        | 0        | 409,600        |
| LF - Local Funds                                  | 0        | 0        | 102,400        | 0        | 0        | 0        | 0        | 102,400        |
| <b>Item 438511 1 Totals:</b>                      | <b>0</b> | <b>0</b> | <b>512,000</b> | <b>0</b> | <b>0</b> | <b>0</b> | <b>0</b> | <b>512,000</b> |
| <b>Project Total:</b>                             | <b>0</b> | <b>0</b> | <b>512,000</b> | <b>0</b> | <b>0</b> | <b>0</b> | <b>0</b> | <b>512,000</b> |



**Project Item Number: 440559 1**

*Table 141: Five-Year TIP 2020-2024 Descriptive Information for Project Item Number 440559 1, Hernando/Citrus MPO*

| Descriptor       | Descriptor Information       |
|------------------|------------------------------|
| LRTP Objectives: | 4.1 (Page 6-11)              |
| County:          | Citrus                       |
| Type of Work:    | AVIATION REVENUE/OPERATIONAL |
| Project Length:  | .000                         |

*Table 142: Five-Year TIP 2020-2024 Project Item Number 440559 1 Funding Table, by Fund and Phase, Hernando/Citrus MPO*

| Fund  | <2020    | 2020     | 2021     | 2022             | 2023     | 2024     | >2024    | All Years        |
|---|----------|----------|----------|------------------|----------|----------|----------|------------------|
| <b>Capital / Responsible Agency Not Available</b> |          |          |          |                  |          |          |          |                  |
| DPTO - STATE - PTO                                | 0        | 0        | 0        | 84,880           | 0        | 0        | 0        | 84,880           |
| FAA - Federal Aviation Administration             | 0        | 0        | 0        | 954,900          | 0        | 0        | 0        | 954,900          |
| LF - Local Funds                                  | 0        | 0        | 0        | 21,220           | 0        | 0        | 0        | 21,220           |
| <b>Item 440559 1 Totals:</b>                      | <b>0</b> | <b>0</b> | <b>0</b> | <b>1,061,000</b> | <b>0</b> | <b>0</b> | <b>0</b> | <b>1,061,000</b> |
| <b>Project Total:</b>                             | <b>0</b> | <b>0</b> | <b>0</b> | <b>1,061,000</b> | <b>0</b> | <b>0</b> | <b>0</b> | <b>1,061,000</b> |

**Project Item Number: 444482 1**

*Table 143: Five-Year TIP 2020-2024 Descriptive Information for Project Item Number 444482 1, Hernando/Citrus MPO*

| Descriptor       | Descriptor Information        |
|------------------|-------------------------------|
| LRTP Objectives: | 4.1 (Page 6-11)               |
| County:          | Citrus                        |
| Type of Work:    | AVIATION PRESERVATION PROJECT |
| Project Length:  | .000                          |

*Table 144: Five-Year TIP 2020-2024 Project Item Number 444482 1 Funding Table, by Fund and Phase, Hernando/Citrus MPO*

| <b>Capital / Responsible Agency Not Available</b> |          |          |          |          |          |                |          |                |
|---|----------|----------|----------|----------|----------|----------------|----------|----------------|
| DPTO - STATE - PTO                                | 0        | 0        | 0        | 0        | 0        | 323,354        | 0        | 323,354        |
| LF - Local Funds                                  | 0        | 0        | 0        | 0        | 0        | 80,840         | 0        | 80,840         |
| <b>Item 444482 1 Totals:</b>                      | <b>0</b> | <b>0</b> | <b>0</b> | <b>0</b> | <b>0</b> | <b>404,194</b> | <b>0</b> | <b>404,194</b> |
| <b>Project Total:</b>                             | <b>0</b> | <b>0</b> | <b>0</b> | <b>0</b> | <b>0</b> | <b>404,194</b> | <b>0</b> | <b>404,194</b> |

**Project Item Number: 444483 1**

*Table 145: Five-Year TIP 2020-2024 Descriptive Information for Project Item Number 444483 1, Hernando/Citrus MPO*

| Descriptor       | Descriptor Information  |
|------------------|-------------------------|
| LRTP Objectives: | 4.1 (Page 6-11)         |
| County:          | Citrus                  |
| Type of Work:    | AVIATION SAFETY PROJECT |
| Project Length:  | .000                    |

*Table 146: Five-Year TIP 2020-2024 Project Item Number 444483 1 Funding Table, by Fund and Phase, Hernando/Citrus MPO*

| Fund  | <2020    | 2020           | 2021     | 2022     | 2023     | 2024     | >2024    | All Years      |
|---|----------|----------------|----------|----------|----------|----------|----------|----------------|
| <b>Capital / Responsible Agency Not Available</b> |          |                |          |          |          |          |          |                |
| DPTO - STATE - PTO                                | 0        | 8,160          | 0        | 0        | 0        | 0        | 0        | 8,160          |
| FAA - Federal Aviation Administration             | 0        | 91,800         | 0        | 0        | 0        | 0        | 0        | 91,800         |
| LF - Local Funds                                  | 0        | 2,040          | 0        | 0        | 0        | 0        | 0        | 2,040          |
| <b>Item 444483 1 Totals:</b>                      | <b>0</b> | <b>102,000</b> | <b>0</b> | <b>0</b> | <b>0</b> | <b>0</b> | <b>0</b> | <b>102,000</b> |
| <b>Project Total:</b>                             | <b>0</b> | <b>102,000</b> | <b>0</b> | <b>0</b> | <b>0</b> | <b>0</b> | <b>0</b> | <b>102,000</b> |

**Project Item Number: 438513 1**

*Table 147: Five-Year TIP 2020-2024 Descriptive Information for Project Item Number 438513 1, Hernando/Citrus MPO*

| Descriptor           | Descriptor Information   |
|----------------------|--|
| Project Item Number: | 438513 1   |
| LRTP Objectives:     | 4.1 (Page 6-11)  |
| District:            | 07   |
| County:              | Hernando   |
| Project Description  | BROOKSVILLE-TAMPA BAY REGIONAL AIRPORT - WESTSIDE INFRASTRUCTURE *NON-SIS* |
| Type of Work:        | AVIATION PRESERVATION PROJECT  |
| Extra Description:   | IMPROVEMENTS   |
| Project Length:      | .000   |

*Table 148: Five-Year TIP 2020-2024 Project Item Number 438513 1 Funding Table, by Fund and Phase, Hernando/Citrus MPO*

| Fund  | <2020    | 2020     | 2021           | 2022     | 2023     | 2024     | >2024    | All Years      |
|---|----------|----------|----------------|----------|----------|----------|----------|----------------|
| <b>Capital / Responsible Agency Not Available</b> |          |          |                |          |          |          |          |                |
| DPTO - STATE - PTO                                | 0        | 0        | 600,000        | 0        | 0        | 0        | 0        | 600,000        |
| LF - Local Funds                                  | 0        | 0        | 150,000        | 0        | 0        | 0        | 0        | 150,000        |
| <b>Item 438513 1 Totals:</b>                      | <b>0</b> | <b>0</b> | <b>750,000</b> | <b>0</b> | <b>0</b> | <b>0</b> | <b>0</b> | <b>750,000</b> |
| <b>Project Total:</b>                             | <b>0</b> | <b>0</b> | <b>750,000</b> | <b>0</b> | <b>0</b> | <b>0</b> | <b>0</b> | <b>750,000</b> |

**Project Item Number: 438514 1**

*Table 149: Five-Year TIP 2020-2024 Descriptive Information for Project Item Number 438514 1, Hernando/Citrus MPO*

| Descriptor       | Descriptor Information        |
|------------------|-------------------------------|
| LRTP Objectives: | 4.1 (Page 6-11)               |
| County:          | Hernando                      |
| Type of Work:    | AVIATION PRESERVATION PROJECT |
| Project Length:  | .000                          |

*Table 150: Five-Year TIP 2020-2024 Project Item Number 438514 1 Funding Table, by Fund and Phase, Hernando/Citrus MPO*

| Fund  | <2020    | 2020     | 2021           | 2022     | 2023     | 2024     | >2024    | All Years      |
|---|----------|----------|----------------|----------|----------|----------|----------|----------------|
| <b>Capital / Responsible Agency Not Available</b> |          |          |                |          |          |          |          |                |
| DPTO - STATE - PTO                                | 0        | 0        | 43,200         | 0        | 0        | 0        | 0        | 43,200         |
| FAA - Federal Aviation Admin                      | 0        | 0        | 486,000        | 0        | 0        | 0        | 0        | 486,000        |
| LF - Local Funds                                  | 0        | 0        | 10,800         | 0        | 0        | 0        | 0        | 10,800         |
| <b>Item 438514 1 Totals:</b>                      | <b>0</b> | <b>0</b> | <b>540,000</b> | <b>0</b> | <b>0</b> | <b>0</b> | <b>0</b> | <b>540,000</b> |
| <b>Project Total:</b>                             | <b>0</b> | <b>0</b> | <b>540,000</b> | <b>0</b> | <b>0</b> | <b>0</b> | <b>0</b> | <b>540,000</b> |

**Project Item Number: 444468 1**

*Table 151: Five-Year TIP 2020-2024 Descriptive Information for Project Item Number 444468 1, Hernando/Citrus MPO*

| Descriptor       | Descriptor Information        |
|------------------|-------------------------------|
| LRTP Objectives: | 4.1 (Page 6-11)               |
| County:          | Hernando                      |
| Type of Work:    | AVIATION PRESERVATION PROJECT |
| Project Length:  | .000                          |

*Table 152: Five-Year TIP 2020-2024 Project Item Number 444468 1 Funding Table, by Fund and Phase, Hernando/Citrus MPO*

| Fund  | <2020    | 2020     | 2021     | 2022              | 2023     | 2024     | >2024    | All Years         |
|---|----------|----------|----------|-------------------|----------|----------|----------|-------------------|
| <b>Capital / Responsible Agency Not Available</b> |          |          |          |                   |          |          |          |                   |
| DPTO - STATE - PTO                                | 0        | 0        | 0        | 617,500           | 0        | 0        | 0        | 617,500           |
| FAA - Federal Aviation Admin                      | 0        | 0        | 0        | 11,265,000        | 0        | 0        | 0        | 11,265,000        |
| LF - Local Funds                                  | 0        | 0        | 0        | 617,500           | 0        | 0        | 0        | 617,500           |
| <b>Item 444468 1 Totals:</b>                      | <b>0</b> | <b>0</b> | <b>0</b> | <b>12,500,000</b> | <b>0</b> | <b>0</b> | <b>0</b> | <b>12,500,000</b> |
| <b>Project Total:</b>                             | <b>0</b> | <b>0</b> | <b>0</b> | <b>12,500,000</b> | <b>0</b> | <b>0</b> | <b>0</b> | <b>12,500,000</b> |

**Project Item Number: 444774 1**

*Table 153: Five-Year TIP 2020-2024 Descriptive Information for Project Item Number 444774 1, Hernando/Citrus MPO*

| Descriptor        | Descriptor Information    |
|-------------------|---------------------------|
| L RTP Objectives: | 4.1 (Page 6-11)           |
| County:           | Hernando                  |
| Type of Work:     | AVIATION CAPACITY PROJECT |
| Project Length:   | .000                      |

*Table 154: Five-Year TIP 2020-2024 Project Item Number 444774 1 Funding Table, by Fund and Phase, Hernando/Citrus MPO*

| Fund  | <2020    | 2020     | 2021     | 2022             | 2023     | 2024     | >2024    | All Years        |
|---|----------|----------|----------|------------------|----------|----------|----------|------------------|
| <b>Capital / Responsible Agency Not Available</b> |          |          |          |                  |          |          |          |                  |
| DDR - District Dedicated Revenue                  | 0        | 0        | 0        | 522,299          | 0        | 0        | 0        | 522,299          |
| DPTO - STATE - PTO                                | 0        | 0        | 0        | 477,701          | 0        | 0        | 0        | 477,701          |
| LF - Local Funds                                  | 0        | 0        | 0        | 250,000          | 0        | 0        | 0        | 250,000          |
| <b>Item 444774 1 Totals:</b>                      | <b>0</b> | <b>0</b> | <b>0</b> | <b>1,250,000</b> | <b>0</b> | <b>0</b> | <b>0</b> | <b>1,250,000</b> |
| <b>Project Total:</b>                             | <b>0</b> | <b>0</b> | <b>0</b> | <b>1,250,000</b> | <b>0</b> | <b>0</b> | <b>0</b> | <b>1,250,000</b> |

**Project Item Number: 444806 1**

*Table 155: Five-Year TIP 2020-2024 Descriptive Information for Project Item Number 444806 1, Hernando/Citrus MPO*

| Descriptor       | Descriptor Information        |
|------------------|-------------------------------|
| LRTP Objectives: | 4.1 (Page 6-11)               |
| County:          | Hernando                      |
| Type of Work:    | AVIATION PRESERVATION PROJECT |
| Project Length:  | .000                          |

*Table 156: Five-Year TIP 2020-2024 Project Item Number 444806 1 Funding Table, by Fund and Phase, Hernando/Citrus MPO*

| Fund  | <2020    | 2020             | 2021     | 2022     | 2023     | 2024     | >2024    | All Years        |
|---|----------|------------------|----------|----------|----------|----------|----------|------------------|
| <b>Capital / Responsible Agency not Available</b> |          |                  |          |          |          |          |          |                  |
| DPTO - STATE - PTO                                | 0        | 577,473          | 0        | 0        | 0        | 0        | 0        | 577,473          |
| FAA - Federal Aviation Administration             | 0        | 6,312,500        | 0        | 0        | 0        | 0        | 0        | 6,312,500        |
| LF - Local Funds                                  | 0        | 126,250          | 0        | 0        | 0        | 0        | 0        | 126,250          |
| <b>Item 444806 1 Totals:</b>                      | <b>0</b> | <b>7,016,223</b> | <b>0</b> | <b>0</b> | <b>0</b> | <b>0</b> | <b>0</b> | <b>7,016,223</b> |
| <b>Project Total:</b>                             | <b>0</b> | <b>7,016,223</b> | <b>0</b> | <b>0</b> | <b>0</b> | <b>0</b> | <b>0</b> | <b>7,016,223</b> |



**Five-Year TIP 2020-2024 Project Listings: FLP: TRANSIT**

**Project Item Number: 402628 1**

*Table 157: Five-Year TIP 2020-2024 Descriptive Information for Project Item Number 402628 1, Hernando/Citrus MPO*

| Descriptor       | Descriptor Information   |
|------------------|--------------------------|
| LRTP Objectives: | 3.1, 3.2, 3.6 (Page 6-9) |
| County:          | Citrus                   |
| Type of Work:    | CAPITAL FOR FIXED ROUTE  |
| Project Length:  | .000                     |

*Table 158: Five-Year TIP 2020-2024 Project Item Number 402628 1 Funding Table, by Fund and Phase, Hernando/Citrus MPO*

| <b>Operations / Managed by Citrus County Board of County Commissioners</b> |                  |                |                |                |                |                |          |                   |
|--|------------------|----------------|----------------|----------------|----------------|----------------|----------|-------------------|
| DDR - District Dedicated Revenue   | 31,314           | 0              | 0              | 0              | 0              | 0              | 0        | 31,314            |
| DU - State Primary / Federal Reimbursement                                 | 4,660,550        | 178,393        | 99,785         | 107,509        | 108,000        | 124,034        | 0        | 5,278,271         |
| LF - Local Funds   | 4,746,139        | 178,393        | 99,785         | 107,509        | 108,000        | 124,034        | 0        | 5,363,860         |
| <b>Item 402628 1 Totals:</b>   | <b>9,438,003</b> | <b>356,786</b> | <b>199,570</b> | <b>215,018</b> | <b>216,000</b> | <b>248,068</b> | <b>0</b> | <b>10,673,445</b> |

**Project Item Number: 402628 2**

*Table 159: Five-Year TIP 2020-2024 Descriptive Information for Project Item Number 402628 2, Hernando/Citrus MPO*

| Descriptor       | Descriptor Information      |
|------------------|-----------------------------|
| LRTP Objectives: | 3.1, 3.2, 3.6 (Page 6-9)    |
| County:          | Citrus                      |
| Type of Work:    | OPERATING/ADMIN. ASSISTANCE |
| Project Length:  | .000                        |

*Table 160: Five-Year TIP 2020-2024 Project Item Number 402628 2 Funding Table, by Fund and Phase, Hernando/Citrus MPO*

| Fund   | <2020            | 2020     | 2021           | 2022           | 2023           | 2024           | >2024    | All Years        |
|--|------------------|----------|----------------|----------------|----------------|----------------|----------|------------------|
| <b>Operations / Managed by Citrus County Board of County Commissioners</b> |                  |          |                |                |                |                |          |                  |
| DU - State Primary / Federal Reimbursement                                 | 393,063          | 0        | 95,745         | 115,309        | 116,000        | 122,535        | 0        | 842,652          |
| LF - Local Funds   | 393,063          | 0        | 95,745         | 115,309        | 116,000        | 122,535        | 0        | 842,652          |
| <b>Capital / Managed by Citrus County Board of County Commissioners</b>    |                  |          |                |                |                |                |          |                  |
| DU - State Primary / Federal Reimbursement                                 | 3,640,457        | 0        | 0              | 0              | 0              | 0              | 0        | 3,640,457        |
| LF - Local Funds   | 596,494          | 0        | 0              | 0              | 0              | 0              | 0        | 596,494          |
| <b>Item 402628 2 Totals:</b>   | <b>5,023,077</b> | <b>0</b> | <b>191,490</b> | <b>230,618</b> | <b>232,000</b> | <b>245,070</b> | <b>0</b> | <b>5,922,255</b> |

**Project Item Number: 402628 4**

*Table 161: Five-Year TIP 2020-2024 Descriptive Information for Project Item Number 402628 4, Hernando/Citrus MPO*

| Descriptor       | Descriptor Information      |
|------------------|-----------------------------|
| LRTP Objectives: | 3.1, 3.2, 3.6 (Page 6-9)    |
| County:          | Citrus                      |
| Type of Work:    | OPERATING/ADMIN. ASSISTANCE |
| Project Length:  | .000                        |

*Table 162: Five-Year TIP 2020-2024 Project Item Number 402628 4 Funding Table, by Fund and Phase, Hernando/Citrus MPO*

| <b>Capital / Managed by Citrus County Transit</b> |                   |                  |                  |                  |                |                |          |                   |
|---|-------------------|------------------|------------------|------------------|----------------|----------------|----------|-------------------|
| FTA – Federal Transit Administration              | 3,445,165         | 900,000          | 900,000          | 900,000          | 0              | 0              | 0        | 6,145,165         |
| LF - Local Funds                                  | 3,445,165         | 900,000          | 900,000          | 900,000          | 0              | 0              | 0        | 6,145,165         |
| <b>Item 402628 4 Totals:</b>                      | <b>6,890,330</b>  | <b>1,800,000</b> | <b>1,800,000</b> | <b>1,800,000</b> | <b>0</b>       | <b>0</b>       | <b>0</b> | <b>12,290,330</b> |
| <b>Project Total:</b>                             | <b>21,351,410</b> | <b>2,156,786</b> | <b>2,191,060</b> | <b>2,245,636</b> | <b>448,000</b> | <b>493,138</b> | <b>0</b> | <b>28,886,030</b> |

**Project Item Number: 438845 1**

*Table 163: Five-Year TIP 2020-2024 Descriptive Information for Project Item Number 438845 1, Hernando/Citrus MPO*

| Descriptor       | Descriptor Information      |
|------------------|-----------------------------|
| LRTP Objectives: | 3.1, 3.2, 3.6 (Page 6-9)    |
| County:          | Citrus                      |
| Type of Work:    | OPERATING/ADMIN. ASSISTANCE |
| Project Length:  | .000                        |

*Table 164: Five-Year TIP 2020-2024 Project Item Number 438845 1 Funding Table, by Fund and Phase, Hernando/Citrus MPO*

| Fund   | <2020            | 2020           | 2021           | 2022           | 2023           | 2024           | >2024    | All Years        |
|--|------------------|----------------|----------------|----------------|----------------|----------------|----------|------------------|
| <b>Operations / Managed by Citrus County Transit</b> |                  |                |                |                |                |                |          |                  |
| DDR - District Dedicated Revenue                     | 8,884            | 279,417        | 0              | 308,059        | 0              | 0              | 0        | 596,360          |
| DPTO - State - PTO                                   | 764,344          | 0              | 293,390        | 0              | 326,532        | 339,635        | 0        | 1,723,901        |
| LF - Local Funds                                     | 773,228          | 279,417        | 293,390        | 308,059        | 326,532        | 339,635        | 0        | 2,320,261        |
| <b>Item 438845 1 Totals:</b>                         | <b>1,546,456</b> | <b>558,834</b> | <b>586,780</b> | <b>616,118</b> | <b>653,064</b> | <b>679,270</b> | <b>0</b> | <b>4,640,522</b> |
| <b>Project Total:</b>                                | <b>1,546,456</b> | <b>558,834</b> | <b>586,780</b> | <b>616,118</b> | <b>653,064</b> | <b>679,270</b> | <b>0</b> | <b>4,640,522</b> |

**Project Item Number: 401982 1**

*Table 165: Five-Year TIP 2020-2024 Descriptive Information for Project Item Number 401982 1, Hernando/Citrus MPO*

| Descriptor           | Descriptor Information                 |
|----------------------|--|
| Project Item Number: | 401982 1                               |
| LRTP Objectives:     | 3.1, 3.2, 3.6 (Page 6-9)               |
| District:            | 07                                     |
| County:              | Hernando                               |
| Project Description  | HERNANDO COUNTY SECTION 5311 *NON-SIS* |
| Type of Work:        | OPERATING/ADMIN. ASSISTANCE            |
| Extra Description:   | FTA SECTION 5311                       |
| Project Length:      | .000                                   |

*Table 166: Five-Year TIP 2020-2024 Project Item Number 401982 1 Funding Table, by Fund and Phase, Hernando/Citrus MPO*

| Fund                                       | <2020            | 2020           | 2021           | 2022           | 2023           | 2024           | >2024    | All Years        |
|--|------------------|----------------|----------------|----------------|----------------|----------------|----------|------------------|
| <b>Operations / Managed by Hernando</b>    |                  |                |                |                |                |                |          |                  |
| DU - State Primary / Federal Reimbursement | 1,827,471        | 141,617        | 242,992        | 250,588        | 283,104        | 296,293        | 0        | 3,042,065        |
| LF - Local Funds                           | 1,856,922        | 141,617        | 242,992        | 250,588        | 283,104        | 296,293        | 0        | 3,071,516        |
| <b>Capital / Managed by Hernando</b>       |                  |                |                |                |                |                |          |                  |
| LF - Local Funds                           | 22,000           | 0              | 0              | 0              | 0              | 0              | 0        | 22,000           |
| <b>Item 401982 1 Totals:</b>               | <b>3,706,393</b> | <b>283,234</b> | <b>485,984</b> | <b>501,176</b> | <b>566,208</b> | <b>592,586</b> | <b>0</b> | <b>6,135,581</b> |

**Project Item Number: 401982 2**

*Table 167: Five-Year TIP 2020-2024 Descriptive Information for Project Item Number 401982 2, Hernando/Citrus MPO*

| Descriptor           | Descriptor Information                            |
|----------------------|---|
| Project Item Number: | 401982 2  |
| LRTP Objectives:     | 3.1, 3.2, 3.6 (Page 6-9)                          |
| District:            | 07  |
| County:              | Hernando  |
| Project Description  | HERNANDO COUNTY BOCC - FTA SECTION 5311 *NON-SIS* |
| Type of Work:        | CAPITAL FOR FIXED ROUTE                           |
| Extra Description:   | THE BUS   |
| Project Length:      | .000  |

*Table 168: Five-Year TIP 2020-2024 Project Item Number 401982 2 Funding Table, by Fund and Phase, Hernando/Citrus MPO*

| Fund   | <2020            | 2020           | 2021           | 2022           | 2023           | 2024           | >2024    | All Years        |
|--|------------------|----------------|----------------|----------------|----------------|----------------|----------|------------------|
| <b>Operations / Managed by Hernando County MPO</b> |                  |                |                |                |                |                |          |                  |
| DU - State Primary / Federal Reimbursement         | 7,159            | 132,258        | 98,778         | 117,246        | 117,406        | 131,040        | 0        | 603,887          |
| LF - Local Funds                                   | 7,159            | 132,258        | 98,778         | 117,246        | 117,406        | 131,040        | 0        | 603,887          |
| <b>Item 401982 2 Totals:</b>                       | <b>14,318</b>    | <b>264,516</b> | <b>197,556</b> | <b>234,492</b> | <b>234,812</b> | <b>262,080</b> | <b>0</b> | <b>1,207,774</b> |
| <b>Project Total:</b>                              | <b>3,720,711</b> | <b>547,750</b> | <b>683,540</b> | <b>735,668</b> | <b>801,020</b> | <b>854,666</b> | <b>0</b> | <b>7,343,355</b> |

**Project Item Number: 401983 1**

*Table 169: Five-Year TIP 2020-2024 Descriptive Information for Project Item Number 401983 1, Hernando/Citrus MPO*

| Descriptor           | Descriptor Information  |
|----------------------|---|
| Project Item Number: | 401983 1  |
| LRTP Objectives:     | 3.1, 3.2, 3.6 (Page 6-9)  |
| District:            | 07  |
| County:              | Hernando  |
| Project Description  | HERNANDO COUNTY MPO TRANSIT PLANNING FUNDS SECTION 5303 *NON-SIS* |
| Type of Work:        | PTO STUDIES   |
| Extra Description:   | SECTION 5305 MPO TRANSPORTATION PLANNING                          |
| Project Length:      | .000  |

*Table 170: Five-Year TIP 2020-2024 Project Item Number 401983 1 Funding Table, by Fund and Phase, Hernando/Citrus MPO*

| Fund   | <2020            | 2020          | 2021          | 2022          | 2023           | 2024          | >2024    | All Years        |
|--|------------------|---------------|---------------|---------------|----------------|---------------|----------|------------------|
| <b>Planning / Managed by Hernando County MPO</b> |                  |               |               |               |                |               |          |                  |
| DDR - District Dedicated Revenue                 | 69,633           | 9,159         | 9,587         | 9,875         | 0              | 0             | 0        | 98,254           |
| DPTO - State - PTO                               | 62,932           | 0             | 0             | 0             | 10,172         | 7,596         | 0        | 80,700           |
| DS - State Primary Highways and PTO              | 5,176            | 0             | 0             | 0             | 0              | 0             | 0        | 5,176            |
| DU - State Primary / Federal Reimbursement       | 1,104,698        | 73,275        | 76,701        | 79,004        | 81,374         | 60,769        | 0        | 1,475,821        |
| LF - Local Funds                                 | 139,056          | 9,159         | 9,587         | 9,875         | 10,172         | 7,596         | 0        | 185,445          |
| <b>Item 401983 1 Totals:</b>                     | <b>1,381,495</b> | <b>91,593</b> | <b>95,875</b> | <b>98,754</b> | <b>101,718</b> | <b>75,961</b> | <b>0</b> | <b>1,845,396</b> |
| <b>Project Total:</b>                            | <b>1,381,495</b> | <b>91,593</b> | <b>95,875</b> | <b>98,754</b> | <b>101,718</b> | <b>75,961</b> | <b>0</b> | <b>1,845,396</b> |

**Project Item Number: 408104 1**

*Table 171: Five-Year TIP 2020-2024 Descriptive Information for Project Item Number 408104 1, Hernando/Citrus MPO*

| Descriptor           | Descriptor Information                                    |
|----------------------|---|
| Project Item Number: | 408104 1  |
| LRTP Objectives:     | 3.1, 3.2, 3.6 (Page 6-9)                                  |
| District:            | 07  |
| County:              | Hernando  |
| Project Description  | HERNANDO COUNTY BLOCK GRANT *NON-SIS*                     |
| Type of Work:        | OPERATING FOR FIXED ROUTE                                 |
| Extra Description:   | HERNANDO COUNTY BOCC - STATE TRANSIT BLOCK GRANT - THEBUS |
| Project Length:      | .000  |

*Table 172: Five-Year TIP 2020-2024 Project Item Number 408104 1 Funding Table, by Fund and Phase, Hernando/Citrus MPO*

| Fund   | <2020            | 2020           | 2021           | 2022           | 2023           | 2024           | >2024    | All Years         |
|--|------------------|----------------|----------------|----------------|----------------|----------------|----------|-------------------|
| <b>Operations / Managed by Hernando County MPO</b> |                  |                |                |                |                |                |          |                   |
| DDR - District Dedicated Revenue                   | 1,618,531        | 300,000        | 379,134        | 398,091        | 0              | 0              | 0        | 2,695,756         |
| DPTO - State - PTO                                 | 1,713,929        | 61,077         | 0              | 0              | 415,402        | 438,895        | 0        | 2,629,303         |
| DS - State Primary Highways and PTO                | 1,397,737        | 0              | 0              | 0              | 0              | 0              | 0        | 1,397,737         |
| LF - Local Funds                                   | 4,697,094        | 361,077        | 379,134        | 398,091        | 415,402        | 438,895        | 0        | 6,689,693         |
| <b>Item 408104 1Totals:</b>                        | <b>9,427,291</b> | <b>722,154</b> | <b>758,268</b> | <b>796,182</b> | <b>830,804</b> | <b>877,790</b> | <b>0</b> | <b>13,412,489</b> |
| <b>Project Total:</b>                              | <b>9,427,291</b> | <b>722,154</b> | <b>758,268</b> | <b>796,182</b> | <b>830,804</b> | <b>877,790</b> | <b>0</b> | <b>13,412,489</b> |



**Project Item Number: 408715 1**

*Table 173: Five-Year TIP 2020-2024 Descriptive Information for Project Item Number 408715 1, Hernando/Citrus MPO*

| Descriptor           | Descriptor Information                            |
|----------------------|---|
| Project Item Number: | 408715 1  |
| LRTP Objectives:     | 3.1, 3.2, 3.6 (Page 6-9)                          |
| District:            | 07  |
| County:              | Hernando  |
| Project Description  | HERNANDO COUNTY BOCC - FTA SECTION 5307 *NON-SIS* |
| Type of Work:        | TRANSIT IMPROVEMENT                               |
| Extra Description:   | THE BUS - SMALL URBANIZED GOV. APPROPRIATION      |
| Project Length:      | .000  |

*Table 174: Five-Year TIP 2020-2024 Project Item Number 408715 1 Funding Table, by Fund and Phase, Hernando/Citrus MPO*

| Fund                                 | <2020            | 2020           | 2021           | 2022           | 2023           | 2024     | >2024    | All Years         |
|--------------------------------------|------------------|----------------|----------------|----------------|----------------|----------|----------|-------------------|
| <b>Capital / Managed by Hernando</b> |                  |                |                |                |                |          |          |                   |
| FTA – Federal Transit Authority      | 6,648,621        | 900,000        | 900,000        | 900,000        | 900,000        | 0        | 0        | 10,248,621        |
| <b>Item 408715 1 Totals:</b>         | <b>6,648,621</b> | <b>900,000</b> | <b>900,000</b> | <b>900,000</b> | <b>900,000</b> | <b>0</b> | <b>0</b> | <b>10,248,621</b> |
| <b>Project Total:</b>                | <b>6,648,621</b> | <b>900,000</b> | <b>900,000</b> | <b>900,000</b> | <b>900,000</b> | <b>0</b> | <b>0</b> | <b>10,248,621</b> |

**Five-Year TIP 2020-2024 Project Listings: Miscellaneous**

**Project Item Number: 435720 1**

*Table 175: Five-Year TIP 2020-2024 Descriptive Information for Project Item Number 435720 1, Hernando/Citrus MPO*

| Descriptor           | Descriptor Information   |
|----------------------|--|
| Project Item Number: | 435720 1   |
| LRTP Objectives:     | 2.3, 3.4, 3.5 (Pages 6-8 through 6-9); Map 4-9 (Page 4-20); Appendix D-1     |
| District:            | 07   |
| County:              | Hernando   |
| Project Description  | GOOD NEIGHBOR TRL CONNECTOR FM W OF SUNCOAST PKWY TO SR 50/CORTEZ BLVD *SIS* |
| Type of Work:        | BIKE PATH/TRAIL  |
| Extra Description:   | 12'-15' MULTI USE TRAIL - C2C  |
| Project Length:      | 4.075  |

*Table 176: Five-Year TIP 2020-2024 Project Item Number 435720 1 Funding Table, by Fund and Phase, Hernando/Citrus MPO*

| Fund   | <2020     | 2020 | 2021 | 2022 | 2023 | 2024 | >2024 | All Years |
|--|-----------|------|------|------|------|------|-------|-----------|
| <b>Preliminary Engineering / Managed by FDOT</b> |           |      |      |      |      |      |       |           |
| DDR - District Dedicated Revenue                 | 14,153    | 0    | 0    | 0    | 0    | 0    | 0     | 14,153    |
| DIH - State In-House Product Support             | 88,763    | 0    | 0    | 0    | 0    | 0    | 0     | 88,763    |
| DS - State Primary Highways and PTO              | 169,546   | 0    | 0    | 0    | 0    | 0    | 0     | 169,546   |
| EB -Equity Bonus                                 | 1,009,491 | 0    | 0    | 0    | 0    | 0    | 0     | 1,009,491 |
| PKYI - Turnpike Improvement                      | 3,704     | 0    | 0    | 0    | 0    | 0    | 0     | 3,704     |
| RED -Redistr OF FA (SEC 1102F)                   | 48,983    | 0    | 0    | 0    | 0    | 0    | 0     | 48,983    |
| TALL -Transportation Alts - < 200K               | 15,626    | 0    | 0    | 0    | 0    | 0    | 0     | 15,626    |
| TALT - Transportation Alts – Any Area            | 658,199   | 0    | 0    | 0    | 0    | 0    | 0     | 658,199   |
| TLWR -2015 SB2514A- Trail Network                | 475,358   | 0    | 0    | 0    | 0    | 0    | 0     | 475,358   |
| <b>Right of Way / Managed by FDOT</b>            |           |      |      |      |      |      |       |           |

| <b>Fund</b>                            | <b>&lt;2020</b>  | <b>2020</b>      | <b>2021</b> | <b>2022</b> | <b>2023</b> | <b>2024</b> | <b>&gt;2024</b> | <b>All Years</b> |
|--|------------------|------------------|-------------|-------------|-------------|-------------|-----------------|------------------|
| DIH - State In-House Product Support   | 120,000          | 0                | 0           | 0           | 0           | 0           | 0               | 120,000          |
| DS - State Primary Highways and PTO    | 545,445          | 0                | 0           | 0           | 0           | 0           | 0               | 545,445          |
| TLWR -2015 SB2514A-Trail Network       | 1,335,830        | 0                | 0           | 0           | 0           | 0           | 0               | 1,335,830        |
| <b>Construction / Managed by FDOT</b>  |                  |                  |             |             |             |             |                 |                  |
| DIH - State In-House Product Support   | 0                | 68,657           | 0           | 0           | 0           | 0           | 0               | 68,657           |
| DS - State Primary Highways and PTO    | 834              | 0                | 0           | 0           | 0           | 0           | 0               | 834              |
| TLWR - 2015 SB2514A-Trail Network      | 0                | 5,217,455        | 0           | 0           | 0           | 0           | 0               | 5,217,455        |
| <b>Environmental / Managed by FDOT</b> |                  |                  |             |             |             |             |                 |                  |
| TALT - Transportation Alts- Any Area   | 0                | 37,058           | 0           | 0           | 0           | 0           | 0               | 37,058           |
| <b>Item 435720 1 Totals:</b>           | <b>4,485,932</b> | <b>5,323,170</b> | <b>0</b>    | <b>0</b>    | <b>0</b>    | <b>0</b>    | <b>0</b>        | <b>9,809,102</b> |
| <b>Project Total:</b>                  | <b>4,485,932</b> | <b>5,323,170</b> | <b>0</b>    | <b>0</b>    | <b>0</b>    | <b>0</b>    | <b>0</b>        | <b>9,809,102</b> |

**Project Item Number: 436711 1**

*Table 177: Five-Year TIP 2020-2024 Descriptive Information for Project Item Number 436711 1, Hernando/Citrus MPO*

|                  | Descriptor Information                              |
|------------------|---|
| LRTP Objectives: | 2.3, 3.4, 3.5 (Pages 6-8 through 6-9); Appendix D-2 |
| County:          | Hernando  |
| Type of Work:    | SIDEWALK  |
| Project Length:  | .000  |

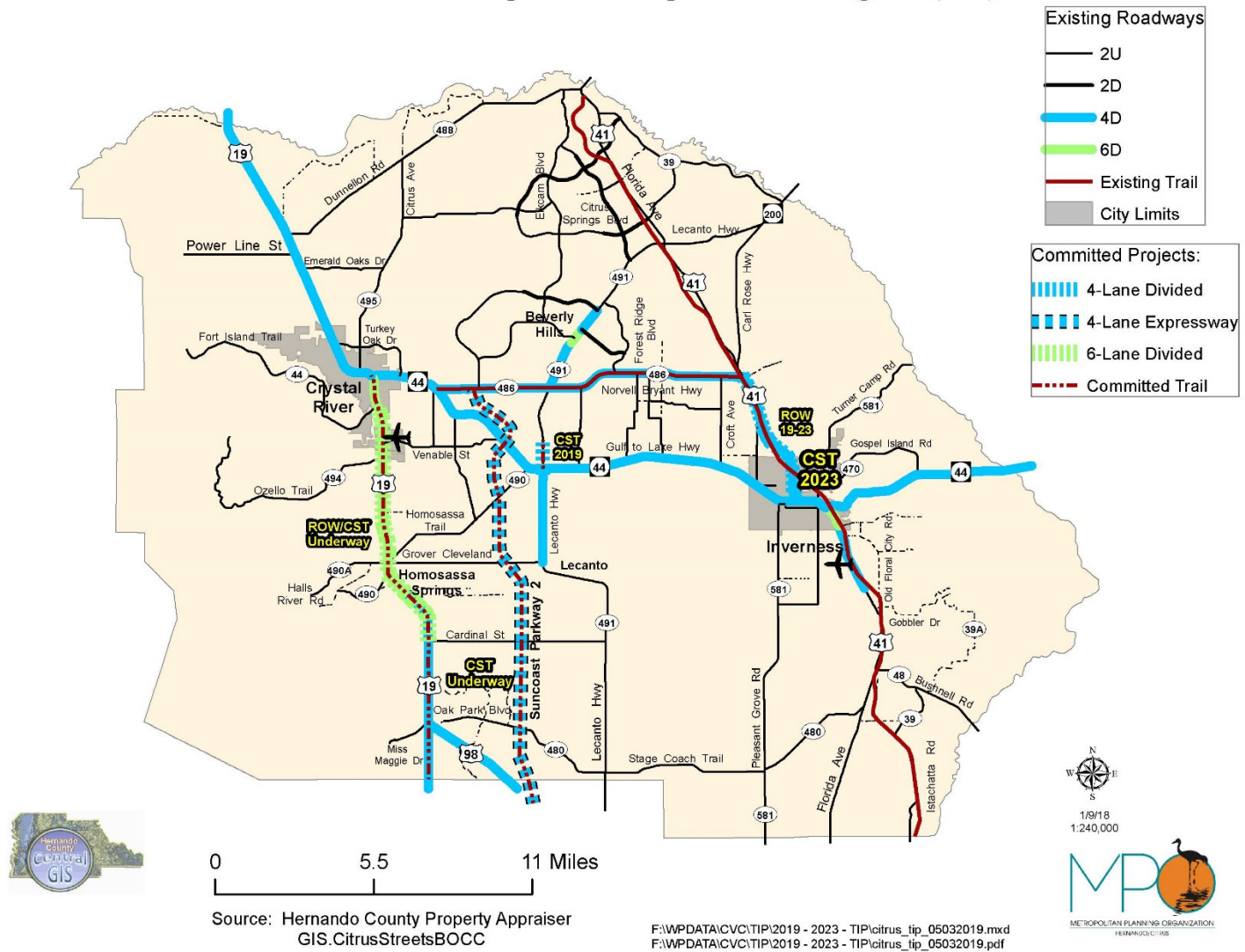
*Table 178: Five-Year TIP 2020-2024 Project Item Number 436711 1 Funding Table, by Fund and Phase, Hernando/Citrus MPO*

| DS - State Primary Highways and PTO   | 3,322              | 0                  | 0                 | 0                 | 0                 | 0                  | 0        | 3,322              |
|---|--------------------|--------------------|-------------------|-------------------|-------------------|--------------------|----------|--------------------|
| SR2T - Safe Routes - Transfer   | 3,974              | 0                  | 0                 | 0                 | 0                 | 0                  | 0        | 3,974              |
| <b>Preliminary Engineering / Managed by Hernando County Board of County Commissioners</b> |                    |                    |                   |                   |                   |                    |          |                    |
| SR2T -Safe Routes - Transfer  | 105,300            | 0                  | 0                 | 0                 | 0                 | 0                  | 0        | 105,300            |
| <b>Construction / Managed by Hernando County Board of County Commissioners</b>            |                    |                    |                   |                   |                   |                    |          |                    |
| TALL -Transportation Alts - < 200K  |                    |                    |                   |                   |                   |                    |          |                    |
| TALT - Transportation Alts – Any Area   | 0                  | 0                  | 0                 | 664,212           | 0                 | 0                  | 0        | 664,212            |
| <b>Item 436711 1 Totals:</b>  | <b>113,596</b>     | <b>0</b>           | <b>0</b>          | <b>879,766</b>    | <b>0</b>          | <b>0</b>           | <b>0</b> | <b>993,362</b>     |
| <b>Project Total:</b>   | <b>113,596</b>     | <b>0</b>           | <b>0</b>          | <b>879,766</b>    | <b>0</b>          | <b>0</b>           | <b>0</b> | <b>993,362</b>     |
| <b>Grand Totals:</b>  | <b>348,178,927</b> | <b>144,541,298</b> | <b>51,969,626</b> | <b>84,374,787</b> | <b>31,351,727</b> | <b>109,621,517</b> | <b>0</b> | <b>770,037,882</b> |

---

***CITRUS AND HERNANDO  
COUNTY CAPITAL  
IMPROVEMENT  
PROGRAM***

## Draft Citrus County FY 2020 - FY 2024: Transportation Improvement Program (TIP)



**Citrus County Program Project Tables 2019 - 2024 Fiscal Years, Hernando / Citrus MPO**

These tables were created on June 18, 2019.

**Table 179: Capacity and Rehabilitation**

| No.                         | Name  | Description  | Phase | Fund    | 2019/20             | 2020/21             | 2021/22 | 2022/23    | 2023/24 |
|-----------------------------|---|--|-------|---------|---------------------|---------------------|---------|------------|---------|
| 1                           | CR 491 (N. Lecanto Hwy.)                        | 4-lane divided urban with sidewalk and multiuse path | PE    |         | \$225,000           | \$175,000           |         |            |         |
|                             | From: Audubon Park Path<br>To: Horace Allen St. |  | ROW   | gas tax | \$12,000,000        | \$500,000           |         |            |         |
|                             |   |  | CST   | Grants  |                     | \$14,300,000        |         |            |         |
| <b>CATEGORY EXPENDITURE</b> |   |  |       |         | <b>\$12,225,000</b> | <b>\$14,975,000</b> |         | <b>\$0</b> |         |

**Table 180: Surface Treatments**

| No. | Name   | Description | Phase      | Fund          | 2019/20     | 2020/21     | 2021/22 | 2022/23 | 2023/24 |
|-----|--|-------------|------------|---------------|-------------|-------------|---------|---------|---------|
| 1   | <b>W. Citrus Springs Blvd.</b>                       | resurface   |            |               |             |             |         |         |         |
|     |  |             | PE         | SCOP, gas tax |             |             |         |         |         |
|     | From: N. Santos Dr.<br>To: US 41 (N. Florida Ave.)   |             | ROW<br>CST |               |             | \$1,836,931 |         |         |         |
| 2   | <b>N. Deltona Blvd.</b>                              | resurface   |            |               |             |             |         |         |         |
|     |  |             | PE         | SCOP, gas tax |             |             |         |         |         |
|     | From: W. Homeway Loop<br>To: W. Citrus Springs Blvd. |             | ROW<br>CST | gas tax       |             | \$539,000   |         |         |         |
| 3   | <b>CR 491 (S. Lecanto Hwy.)</b>                      | resurface   |            |               |             |             |         |         |         |
|     |  |             | PE         | SCOP, gas tax |             |             |         |         |         |
|     | From: Grover Cleveland Blvd<br>To: Ocala St.         |             | ROW<br>CST |               | \$2,121,483 |             |         |         |         |

| No. | Name                                     | Description | Phase | Fund          | 2019/20 | 2020/21   | 2021/22   | 2022/23 | 2023/24 |
|-----|--|-------------|-------|---------------|---------|-----------|-----------|---------|---------|
| 4   | <b>S. Canary Palm Terrace</b>            | resurface   |       |               |         |           |           |         |         |
|     |  |             | PE    | SCOP, gas tax |         |           |           |         |         |
|     | From: W. Green Acres St.                 |             | ROW   |               |         |           |           |         |         |
|     | To: Oaklawn                              |             | CST   |               |         | \$136,950 |           |         |         |
| 5   | <b>E. Withlacoochee Trail (Ph 1)</b>     | resurface   |       |               |         |           |           |         |         |
|     |  |             | PE    | SCOP          |         |           |           |         |         |
|     | From: Scott Ln                           |             | ROW   | gas tax       |         |           |           |         |         |
|     | To: SR 200                               |             | CST   |               |         |           | \$397,125 |         |         |
| 6   | <b>W. Yulee Drive</b>                    | resurface   |       |               |         |           |           |         |         |
|     |  |             | PE    | SCOP, gas tax |         |           |           |         |         |
|     | From: W. Bradshaw St                     |             | ROW   | gas tax       |         |           |           |         |         |
|     | To: US 19                                |             | CST   |               |         |           | \$389,750 |         |         |
| 7   | <b>S. Great Oaks Drive</b>               | resurface   |       |               |         |           |           |         |         |
|     |  |             | PE    |               |         |           |           |         |         |
|     | From: E. Floral Park Dr                  |             | ROW   | SCOP          |         |           |           |         |         |
|     | To: E. Orange Ave                        |             | CST   | gas tax       |         |           | \$534,241 |         |         |
| 8   | <b>E. Turner Camp Road</b>               | resurface   |       |               |         |           |           |         |         |
|     |  |             | PE    |               |         |           |           |         |         |
|     | From: E. Banks Ct.                       |             | ROW   | SCOP          |         |           |           |         |         |
|     | To: Matthew Meadows Ct                   |             | CST   | gas tax       |         | -         | \$830,180 |         |         |
| 9   | <b>E. Trails End Road</b>                | resurface   |       |               |         |           |           |         |         |
|     |  |             | PE    |               |         |           |           |         |         |
|     | From: E. Wymar Trail                     |             | ROW   | SCOP          |         |           |           |         |         |
|     | To: S. Withlapopka Dr                    |             | CST   | gas tax       |         | -         | \$849,508 |         |         |
| 10  | <b>E. Withlacoochee Trail (Phase II)</b> | resurface   |       |               |         |           |           |         |         |

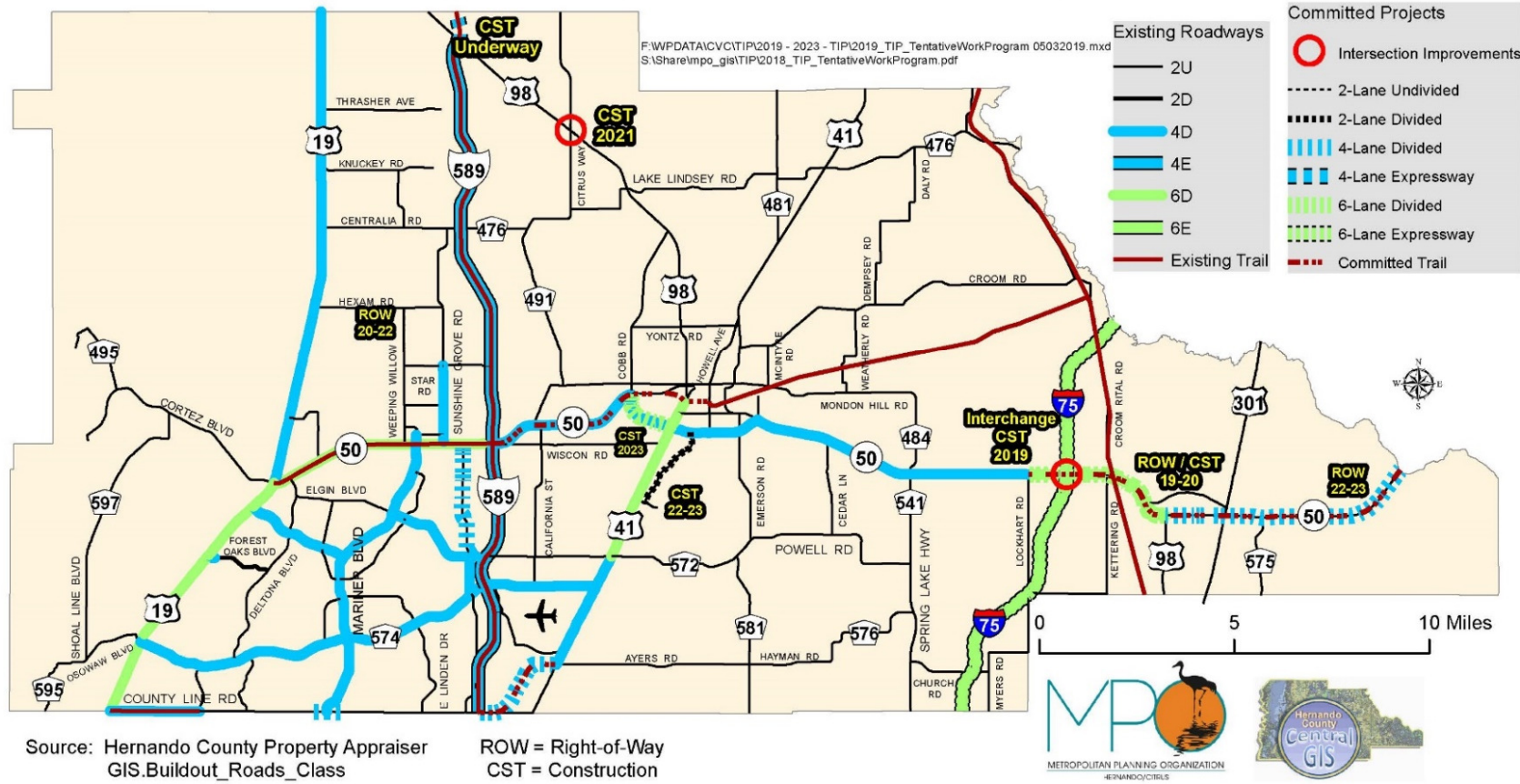


|                             |   |  |     |         |  |                    |                    |                    | 2023/24            |                  |
|-----------------------------|---|--|-----|---------|--|--------------------|--------------------|--------------------|--------------------|------------------|
|                             | From: W. of E. Tasha Ct<br>To: Scott Lane |  | PE  |         |  |                    |                    |                    |                    |                  |
|                             |   |  | CST | gas tax |  |                    | -                  | \$1,290,775        |                    |                  |
|                             |   |  | PE  |         |  |                    |                    |                    |                    |                  |
|                             | To: 250 LF N of Marion Way                |  | CST | gas tax |  |                    | -                  | \$2,450,719        |                    |                  |
| <b>CATEGORY EXPENDITURE</b> |   |  |     |         |  | <b>\$2,121,483</b> | <b>\$2,512,881</b> | <b>\$2,151,296</b> | <b>\$2,140,283</b> | <b>2,450,719</b> |

**City of Crystal River**

| No.                         | Name                       | Description    | Phase | Fund | 2019/20    | 2020/21    | 2021/22    | 2022/23    | 2023/24 |
|-----------------------------|----------------------------|----------------|-------|------|------------|------------|------------|------------|---------|
|                             | Infrastructure Improvement | Infrastructure | PE    |      |            |            |            |            |         |
|                             |                            |                | CST   |      |            |            |            |            |         |
| <b>CATEGORY EXPENDITURE</b> |                            |                |       |      | <b>\$0</b> | <b>\$0</b> | <b>\$0</b> | <b>\$0</b> |         |

# Hernando County FY 2020 - FY 2024: Transportation Improvement Program (TIP)



**Hernando County Program Project Tables 2019 - 2024 Fiscal Years, Hernando / Citrus MPO**

**Table 181: Capacity**

| Project Name                                       | Fund | Notes                              | FY20               | FY21               | FY22               | FY23               | FY24               | FY 2020-24          |
|--|------|------------------------------------|--------------------|--------------------|--------------------|--------------------|--------------------|---------------------|
|  |      |                                    | \$18,113,275       | \$16,609,974       | \$8,837,544        | \$7,380,696        | \$2,413,369        | \$51,950,858        |
| <b>Capacity</b>                                    |      |                                    | <b>\$3,223,000</b> | <b>\$7,863,500</b> | <b>\$1,597,500</b> | <b>\$1,750,000</b> | <b>\$1,750,000</b> | <b>\$14,684,000</b> |
| Barclay Ave Multilaning                            | 3334 | R/W (Powell to N San An)           | \$750,000          |                    |                    |                    |                    |                     |
|  |      | Design Update (Powell to N San An) | \$50,000           |                    |                    |                    |                    |                     |
|  |      | Construction (Powell to N San An)  |                    | \$6,600,000        |                    |                    |                    |                     |
|  |      | Design (San Antonio to Lucky)      |                    |                    | \$520,000          |                    |                    |                     |
|  |      | R/W (San Antonio to Lucky)         |                    |                    |                    | \$1,250,000        | \$1,250,000        | \$9,170,000         |
| Coastal Way Int Imp                                | 3331 | Construction                       | \$649,000          |                    |                    |                    |                    | \$649,000           |
| Forest Oaks @ US19 Int Imp                         | 3334 | Construction (on-hold due to FDOT) | \$990,000          |                    |                    |                    |                    | \$990,000           |
| Mariner @ Landover S Int Imp                       | 3334 | Design                             | \$125,000          |                    |                    |                    |                    |                     |
|  | 3334 | Construction                       |                    | \$495,000          |                    |                    |                    | \$620,000           |
| Mariner W Frontage Rd (Evergreen Woods to Mariner) | 3334 | Design                             | \$129,000          |                    |                    |                    |                    |                     |
|  |      | Land Acquisition (5606101)         |                    | \$345,000          |                    |                    |                    |                     |
|  |      | Construction (5606309)             |                    |                    | \$577,500          |                    |                    | \$1,051,500         |
| SR50 Frontage Rd W of Mariner (Kadri to Evergreen) | 3334 | R/W                                | \$530,000          |                    |                    |                    |                    |                     |
| 03324-5909967                                      |      | Construction                       |                    | \$423,500          |                    |                    |                    | \$953,500           |
| Star Rd Imp  | 3331 | R/W                                |                    |                    | \$250,000          | \$250,000          | \$250,000          | \$500,000           |

| Project Name             | Fund | Notes               | FY20               | FY21             | FY22               | FY23             | FY24       | FY 2020-24         |
|--------------------------|------|---------------------|--------------------|------------------|--------------------|------------------|------------|--------------------|
| Weeping Willow Rd Imp    | 3331 | R/W                 |                    |                  | \$250,000          | \$250,000        | \$250,000  | \$750,000          |
| <b>Surface Treatment</b> |      |                     | <b>\$1,018,870</b> | <b>\$811,920</b> | <b>\$1,139,710</b> | <b>\$902,180</b> | <b>\$0</b> | <b>\$3,872,680</b> |
| Arbor                    | 1013 | Design/Construction |                    |                  | \$187,620          |                  |            | \$187,620          |
| Arlainie                 | 1013 | Design/Construction |                    | \$378,420        |                    |                  |            | \$378,420          |
| Benes Roush              | 1013 | Design/Construction |                    |                  |                    | \$247,100        |            | \$247,100          |
| Chimney Rock             | 1013 | Design/Construction |                    |                  |                    | \$400,680        |            | \$400,680          |
| Dusky Warbler            | 1013 | Design/Construction | \$591,480          |                  |                    |                  |            | \$591,480          |
| Emerald                  | 1013 | Design/Construction |                    |                  | \$227,050          |                  |            | \$227,050          |
| English Sparrow          | 1013 | Design/Construction |                    | \$286,200        |                    |                  |            | \$286,200          |
| Eskimo Curlew            | 1013 | Design/Construction |                    | \$147,300        |                    |                  |            | \$147,300          |
| Glenchester              | 1013 | Design/Construction |                    |                  | \$470,640          |                  |            | \$470,640          |
| Nodoc                    | 1013 | Design/Construction |                    |                  | \$254,400          |                  |            | \$254,400          |
| Pomp Parkway             | 1013 | Design/Construction | \$427,390          |                  |                    |                  |            | \$427,390          |
| San Antonio              | 1013 | Design/Construction |                    |                  |                    | \$254,400        |            | \$254,400          |

**Table 182: MSBU**

| Project Name             | Fund | Notes        | FY20             | FY21       | FY22       | FY23       | FY24       | FY 2020-24       |
|--------------------------|------|--------------|------------------|------------|------------|------------|------------|------------------|
| <b>MSBU</b>              |      |              | <b>\$621,300</b> | <b>\$0</b> | <b>\$0</b> | <b>\$0</b> | <b>\$0</b> | <b>\$621,300</b> |
| Hurricane Paving MSBU    | 1013 | Design       |                  |            |            |            |            |                  |
|                          |      | Construction | \$315,850        |            |            |            |            | \$315,850        |
| Johnathan Paving MSBU    | 1013 | Design       |                  |            |            |            |            |                  |
|                          |      | Construction | \$56,350         |            |            |            |            | \$56,350         |
| Michigan Paving MSBU     | 1013 | Design       |                  |            |            |            |            |                  |
|                          |      | Construction | \$249,100        |            |            |            |            | \$249,100        |
| Phasant Area Paving MSBU | 1013 | Design       |                  |            |            |            |            |                  |
|                          |      | Construction | \$738,030        |            |            |            |            | \$738,030        |

**Table 183: Signal Systems/Sidewalks (non-grant)**

| Project Name                                  | Fund | Notes                                 | FY20               | FY21               | FY22             | FY23       | FY24       | FY 2020-24         |
|---|------|---------------------------------------|--------------------|--------------------|------------------|------------|------------|--------------------|
| <b>Signal Systems/Sidewalks (non-grant)</b>   |      |                                       | <b>\$2,194,770</b> | <b>\$1,200,000</b> | <b>\$598,380</b> | <b>\$0</b> | <b>\$0</b> | <b>\$4,033,150</b> |
| Cobblestone @ SH Int Imp                      | 1017 | Design                                | \$63,000           |                    |                  |            |            |                    |
| 03231-5909967                                 |      | Construction                          |                    | \$175,000          |                  |            |            | \$238,000          |
| Fiber Optic-Spring Hill (Aerial to US41)      | 1015 | Construction                          | \$320,000          |                    |                  |            |            | \$320,000          |
| Fiber Optic-Forest Oaks (US19 to Deltona)     | 1015 | Construction                          | \$350,000          |                    |                  |            |            | \$350,000          |
| Fiber Optic-Northcliffe (Deltona-Explorer)    | 1015 | Design                                | \$152,000          |                    |                  |            |            |                    |
| 03221-5909967                                 |      | Construction                          |                    | \$823,000          |                  |            |            | \$975,000          |
| Fiber Optic-Spring Hill Dr (Mariner-Coronado) | 1015 | Design                                | \$31,000           |                    |                  |            |            |                    |
| 03221-5909967                                 |      | Construction                          |                    | \$107,000          |                  |            |            | \$138,000          |
| Fiber Optic-SR50(Wiscon-Cobb)                 | 1015 | Design                                |                    |                    | \$129,980        |            |            |                    |
|   |      | 1015 Construction                     |                    |                    | \$468,400        |            |            | \$598,380          |
| Howell Ave@US41 Int Imp                       | 1017 | Construction (schedule w/LAP project) | \$75,000           |                    |                  |            |            | \$75,000           |
| Mariner @ Elgin Signage/Markings Upgrade      | 1017 | Construction                          | \$80,000           |                    |                  |            |            | \$80,000           |
| Mariner Blvd Sidewalk ADA                     | 1022 | Construction                          | \$272,800          |                    |                  |            |            | \$272,800          |
| School Zone Upgrade-Brksv Elem/Hernando Hgh   | 1017 | Design                                |                    |                    |                  |            |            |                    |
|   |      | Construction                          | \$60,000           |                    |                  |            |            | \$60,000           |
| School Zone Upgrade-Challenger K8             | 1017 | Design                                |                    |                    |                  |            |            |                    |
|   |      | Construction                          | \$85,000           |                    |                  |            |            | \$85,000           |

| Project Name   | Fund | Notes        | FY20      | FY21     | FY22 | FY23 | FY24 | FY 2020-24 |
|--|------|--------------|-----------|----------|------|------|------|------------|
| School Zone Upgrade-<br>Chocachatti/Nature Coast               | 1017 | Design       |           |          |      |      |      |            |
|  |      | Construction | \$50,000  |          |      |      |      | \$50,000   |
| School Zone Upgrade-<br>Explorer K8                            | 1017 | Design       |           |          |      |      |      |            |
|  |      | Construction | \$119,000 |          |      |      |      | \$119,000  |
| School Zone Upgrade-Fox<br>Chapel Middle                       | 1017 | Design       |           |          |      |      |      |            |
|  |      | Construction | \$50,000  |          |      |      |      | \$50,000   |
| School Zone Upgrade-JD<br>Floyd                                | 1017 | Design       | \$8,000   |          |      |      |      |            |
| 03221-5909967  |      | Construction |           | \$45,000 |      |      |      | \$53,000   |
| School Zone Upgrade-Pine<br>Grv/W Hrnd/Cntrl                   | 1017 | Design       |           |          |      |      |      |            |
|  |      | Construction | \$80,000  |          |      |      |      | \$80,000   |
| School Zone Upgrade-<br>Spring Hill Elem                       | 1017 | Design       |           |          |      |      |      |            |
|  |      | Construction | \$119,000 |          |      |      |      | \$119,000  |
| School Zone Upgrade-<br>Springstead High                       | 1017 | Construction | \$62,000  |          |      |      |      | \$62,000   |
| School Zone Upgrade-<br>Suncoast Elem                          | 1017 | Construction | \$58,000  |          |      |      |      | \$58,000   |
| Seven Hills Sidewalk ADA<br>Improvement                        | 1017 | Construction | \$59,970  |          |      |      |      | \$59,970   |
| Traffic Signal Timing -<br>Elgin (Barclay to Mariner)          | 1015 | Construction |           |          |      |      |      | \$40,000   |
| Traffic Signal Timing -<br>Mariner (Nrthclf to Cty<br>Line)    | 1015 | Construction | \$100,000 |          |      |      |      | \$100,000  |
| Traffic Signal Timing -<br>Spring Hill Dr (Waterfall-<br>US19) | 1015 | Construction |           | \$50,000 |      |      |      | \$50,000   |

**Table 184: Pavement Mgmt Collector**

| Project Name                               | Fund | Notes               | FY20        | FY21        | FY22      | FY23        | FY24 | FY 2020-24  |
|--|------|---------------------|-------------|-------------|-----------|-------------|------|-------------|
| California Rd                              | 1022 | Design/Construction | \$1,254,000 |             |           |             |      | \$1,254,000 |
| Corporate Blvd                             | 1022 | Construction        | \$220,000   |             |           |             |      | \$220,000   |
| Croom Rd (Jacobson-Withrow)                | 1022 | Design/Construction |             |             |           | \$918,500   |      | \$918,500   |
| 03241-5909967                              |      | Construction        |             | \$2,200,000 |           |             |      | \$2,700,000 |
| Lake Lindsey Resurface Phase 4             | 1022 | Design              |             |             | \$154,000 |             |      |             |
|  |      |                     |             |             |           | \$1,386,000 |      | \$1,540,000 |
| Shoal Line Phase I (Calienta to WW Bridge) | 1022 | Design              |             |             |           |             |      |             |
|  |      | Construction        | \$505,000   |             |           |             |      | \$507,000   |
| Shoal Line Phase II (WW Bridge to Cortez)  | 1022 | Design              |             |             |           |             |      |             |
|  |      | Construction        | \$1,053,000 |             |           |             |      | \$1,056,000 |
| Snow Hill Rd                               | 1022 | Construction        | \$330,000   |             |           |             |      | \$330,000   |
| Thrasher Ave (Mellon to Pomp)              | 1022 | Design              | \$51,000    |             |           |             |      |             |
| 03241-5909967                              |      | Construction        |             |             | \$528,000 |             |      | \$579,000   |
| Thrasher Ave (US19-Mellon)                 | 1022 | Design              |             |             |           |             |      |             |
|  |      | Construction        | \$508,200   |             |           |             |      | \$559,200   |

**Table 185: Pavement Mgmt-Residential**

| Project Name                     | Fund | Notes               | Fund             | Notes            | FY20             | FY21               | FY22       | FY23               |
|----------------------------------|------|---------------------|------------------|------------------|------------------|--------------------|------------|--------------------|
| <b>Pavement Mgmt-Residential</b> |      |                     | <b>\$902,000</b> | <b>\$701,600</b> | <b>\$833,800</b> | <b>\$1,529,000</b> | <b>\$0</b> | <b>\$3,966,400</b> |
| Cassandra Way                    | 1022 | Design/Construction |                  |                  | \$73,700         |                    |            | \$73,700           |
| Cimarron Way                     | 1022 | Design/Construction |                  |                  | \$31,900         |                    |            | \$31,900           |
| Clayton Rd                       | 1022 | Design/Construction |                  | \$105,600        |                  |                    |            | \$105,600          |
| Endsley Rd                       | 1022 | Design/Construction |                  |                  | \$577,500        |                    |            | \$577,500          |
| Garden Grove                     | 1022 | Design/Construction |                  |                  |                  | \$451,000          |            | \$451,000          |
| Green Hammock Sub                | 1022 | Construction        | \$110,000        |                  |                  |                    |            | \$110,000          |
| Hope Hill Rd                     | 1022 | Design/Construction |                  | \$220,000        |                  |                    |            | \$220,000          |
| Jones Rd                         | 1022 | Construction        | \$121,000        |                  |                  |                    |            | \$121,000          |
| Lambeth Rd                       | 1022 | Design/Construction |                  | \$90,000         |                  |                    |            | \$90,000           |
| Old Trilby Rd                    | 1022 | Design/Construction |                  | \$187,000        |                  |                    |            | \$187,000          |
| Olympia Rd                       | 1022 | Construction        | \$242,000        |                  |                  |                    |            | \$242,000          |
| Pocahontas Dr                    | 1022 | Design/Construction |                  |                  | \$29,700         |                    |            | \$29,700           |
| Ranchette Rd                     | 1022 | Design/Construction |                  |                  | \$121,000        |                    |            | \$121,000          |
| Redfox Ln                        | 1022 | Design/Construction |                  | \$99,000         |                  |                    |            | \$99,000           |
| Skyview Circle                   | 1022 | Construction        | \$429,000        |                  |                  |                    |            | \$429,000          |
| Spring Hill Area 4B              | 1022 | Design/Construction |                  |                  |                  | \$1,078,000        |            | \$1,078,000        |



**Table 186: Grants**

| Project Name   | Fund | Notes        | FY20        | FY21      | FY22      | FY23      | FY24      | FY 2020-24  |
|--|------|--------------|-------------|-----------|-----------|-----------|-----------|-------------|
| Brooksville Elem<br>(Howell Ave) LAP                     | 1015 | Construction | \$293,056   |           |           |           |           | \$293,056   |
|  |      | Construction | \$1,825,000 |           |           |           |           | \$1,825,000 |
| Deltona Blvd SW<br>LAP(Elgin-SR50)                       | 1011 | Design       |             |           |           |           |           |             |
|  |      | Construction |             | \$165,683 |           |           |           | \$165,683   |
| E Linden SW LAP<br>(Coronado to SH Dr)                   |      | Construction |             | \$401,904 |           |           |           | \$401,904   |
| Elgin Blvd SW LAP<br>(Deltona to Mariner)                |      | Design       | \$101,070   |           |           |           |           |             |
|  |      | Construction |             |           | \$874,453 |           |           | \$975,523   |
| Explorer K8 SW LAP                                       |      | Construction |             |           | \$880,766 |           |           | \$880,766   |
| JD Floyd SW LAP  |      | Construction | \$433,742   |           |           |           |           | \$433,742   |
| S Linden SW LAP<br>(Spring Hill to County<br>Line)       |      | Design       |             |           | \$95,435  |           |           |             |
|  |      | Construction |             |           |           |           | \$663,369 | \$758,804   |
| W Landover SW LAP<br>(Northcliffe to Elgin)              |      | Design       |             | \$95,367  |           |           |           |             |
|  |      | Construction |             |           |           | \$595,016 |           | \$690,383   |
| Westside Elem LAP  |      | Construction | \$277,017   |           |           |           |           | \$277,017   |
| Eastside Elem LAP<br>(Raley from SR 50 to<br>Roper)      |      | Design       |             |           | \$239,996 |           |           |             |
|  |      | Construction |             |           |           |           | \$209,414 | \$239,996   |
| Fox Chapel MS LAP<br>(Freeport from Dltna to<br>Nrthclf) |      | Design       |             |           | \$270,555 |           |           |             |

| Project Name | Fund | Notes        | FY20 | FY21 | FY22 | FY23 | FY24      | FY 2020-24 |
|--------------|------|--------------|------|------|------|------|-----------|------------|
|              |      | Construction |      |      |      |      | \$473,083 | \$270,555  |

---

***TRANSPORTATION  
DISADVANTAGED***

## TRANSPORTATION DISADVANTAGED FIVE YEAR WORK PROGRAM FY 2020-2024

The amounts listed include the local funding match of the participating agency.

| PROJECT DESCRIPTION  | FISCAL YEARS             |                          |                          |                          |                          |
|--|--------------------------|--------------------------|--------------------------|--------------------------|--------------------------|
|  | 2020                     | 2021                     | 2022                     | 2023                     | 2024                     |
| <b>Citrus County</b>   |                          |                          |                          |                          |                          |
| Section 5311 - Capital for fixed route                           | \$605,734                | \$0                      | \$644,022                | \$0                      | \$650,000                |
| Section 5311 – Operating/Admin. assistance                       | \$825,000                | \$850,000                | \$875,000                | \$900,000                | \$900,000                |
| Section 5310 – Operating assistance                              | \$0                      | \$0                      | \$0                      | \$0                      | \$0                      |
| Commission for the Transportation Disadvantaged – Planning Grant | MISC<br>\$22,447<br>TDTF | MISC<br>\$22,447<br>TDTF | MISC<br>\$22,447<br>TDTF | MISC<br>\$22,447<br>TDTF | MISC<br>\$22,447<br>TDTF |
| <b>Hernando County</b>   |                          |                          |                          |                          |                          |
| Section 5311 – Operating/Administrative Assistance               | \$250,000                | \$250,000                | \$250,000                | \$250,000                | \$250,000                |
| Section 5310 – Operating Assistance                              | \$300,000                | \$325,000                | \$350,000                | \$375,000                | \$375,000                |
| CTD Trip & Equipment Grant                                       | \$650,000                | \$700,000                | \$800,000                | \$800,000                | \$825,000                |
| CTD Mobility Enhancement Grant                                   | \$0                      | \$0                      | \$0                      | \$0                      | \$0                      |
| Shirley Conroy Grant   | \$132,000                | \$0                      | \$132,000                | \$0                      | \$132,000                |
| Commission for the Transportation Disadvantaged – Planning Grant | MISC<br>\$23,237<br>TDTF | MISC<br>\$23,237<br>TDTF | MISC<br>\$23,237<br>TDTF | MISC<br>\$23,237<br>TDTF | MISC<br>\$23,237<br>TDTF |

---

***LIST OF  
TRANSPORTATION  
PRIORITY PROJECTS***

---

## **HERNANDO/CITRUS MPO STATE HIGHWAY SYSTEM LIST OF PRIORITY PROJECTS**

It is the policy of the Hernando/Citrus MPO that the following projects on the State Highway System should be implemented consistent with the attached List of Priority Projects, which were adopted by the MPO Board on September 18, 2018.

The MPO recognizes that actual construction dates will be a function of:

1. project development activities completed to date;
2. the complexity of the project development activities; and
3. available funding by eligible funding categories.

However, all efforts should be put forward to advance State highway projects with the following priority sequence:

The following List of Priority Projects was developed for providing the FDOT with a sequence of projects for advancement in their work program for the respective Urban Areas. These lists include projects on the State, County and City transportation networks, and must be considered flexible to respond to the results of the requested Corridor Studies, continuing technical evaluations, and public comment. It is the intent of the MPO to periodically reevaluate priority lists as appropriate.



## HERNANDO/ CITRUS MPO MAJOR IMPROVEMENT and CONGESTION MANAGEMENT PROGRAMS FY 2019/2020 LIST OF PRIORITY PROJECTS – Amended September 18, 2018

| RANK                            | FPN          | Agency                          | FACILITY                            | FROM                             | TO                              | ACTIVITY                 | PROJECT PHASE/ COST ESTIMATE |
|---------------------------------|--------------|---------------------------------|-------------------------------------|----------------------------------|---------------------------------|--------------------------|------------------------------|
| ↓ FUNDED FOR CONSTRUCTION ↓     |              |                                 |                                     |                                  |                                 |                          |                              |
| PRODUCTION                      | 411011 2,3,4 | FDOT                            | I-75 (SR 93)                        | Pasco County                     | Sumter County                   | Add 2 lanes (existing 4) | Design Build/ \$140,379,975  |
|                                 | 405270 1     | FTE                             | Suncoast Parkway II (SR 589)        | US 98                            | CR 486 / Norvell Bryant Highway | New 4 lane Toll Road     | CONST/ \$ 41,335,232         |
|                                 | 405270 3     | "                               | "                                   | Hernando/Citrus Co. Line         | S. of W. Grover Cleveland Blvd. | "                        | CONST/ \$ 89,774,831         |
|                                 | 405270 4     | "                               | "                                   | S. of W. Grover Cleveland Blvd.  | SR 44 (W. Gulf to Lake Hwy.)    | "                        | CONST/ \$ 59,975,115         |
|                                 | 430051 2     | FDOT                            | SR 50/US 98 (Cortez Blvd.)          | Lockhart Road                    | E. of Remington Road            | Add 2 lanes (existing 4) | CONST/ \$ 4,931,393          |
|                                 | 416732 4     | FDOT                            | SR 50/US 98 (Cortez Blvd.)          | Windmere Rd.                     | US 98 (McKethan Rd.)            | Add 2 lanes (existing 4) | CONST/ \$ 23,493,112         |
|                                 | 416732 3     | FDOT                            | SR 50 (Cortez Blvd.)                | US 98 (McKethan Rd.)             | US 301 (Treiman Blvd.)          | Add 2 lanes (existing 2) | CONST/ \$ 22,462,315         |
|                                 | 257298 5     | FDOT                            | CR 578 (County Line Rd.)            | Toll 589 (Suncoast Pkwy.)        | US 41 (Broad St.)               | Construct 4 lanes        | CONST/ \$ 28,333,252         |
|                                 | 257298 6     | FDOT                            | CR 578 (County Line Rd.)            | Springtime St.                   | E. of Mariner Blvd.             | Construct 4 lanes        | CONST/ \$10,785,542          |
|                                 | 4058220 2    | FDOT                            | US 19 (SR 55)/US 98                 | W. Green Acres St.               | W. Jump Ct.                     | Add 2 lanes (existing 4) | CONST/ \$ 29,268,982         |
|                                 | 4058220 3    | FDOT                            | US 19 (SR 55)/US 98                 | W. Jump Ct.                      | W. Fort Island Trail            | Add 2 lanes (existing 4) | CONST/ \$ 37,962,912         |
|                                 | 4344981      | Citrus Co.                      | CR 491 (N. Lecanto Hwy.) Phase 1    | W. Laurel St.                    | S. of W. Audubon Park Path      | Add 2 lanes (existing 2) | CONST/\$17,866,368           |
|                                 | 416733 2     | FDOT                            | SR 50 Bypass                        | CR 485 (Cobb Rd.)                | W. of Buck Hope Road            | Add 2 lanes (existing 4) | CONST/\$13,488,428           |
|                                 | 416735 1     | FDOT                            | SR 50 Bypass                        | W. of Buck Hope Road             | Jefferson Street (50A)          | Add 2 lanes (existing 4) | CONST/\$34,053,371           |
|                                 | 257165 1     | FDOT                            | US 41 (SR 45) (N. Florida Ave.)     | SR 44 (E. Gulf to Lake Hwy.)     | E. Arlington St.                | Add 2 lanes (existing 2) | PE ONLY                      |
| 257165 3                        | FDOT         | US 41 (SR 45) (N. Florida Ave.) | SR 44 (E. Gulf to Lake Hwy.)        | S. of Withlacoochee Trail Bridge | Add 2 lanes (existing 2)        | CONST/\$15,808,500       |                              |
| ↓ NOT FUNDED FOR CONSTRUCTION ↓ |              |                                 |                                     |                                  |                                 |                          |                              |
| 1                               | 257165 4     | FDOT                            | US 41 (SR 45) (N. Florida Ave.)     | S of Withlacoochee Trail Bridge  | Live Oak Ln.                    | Add 2 lanes (existing 2) |                              |
|                                 | 257165 5     | FDOT                            | US 41 (SR 45) (N. Florida Ave.)     | Live Oak Ln.                     | Arlington St.                   | Add 2 lanes (existing 2) |                              |
|                                 | 257165 2     | FDOT                            | US 41 (SR 45) (N. Florida Ave.)     | E. Arlington St.                 | SR 200 (N. Carl G Rose Hwy.)    | Add 2 lanes (existing 2) |                              |
| 2                               |              | Hernando Co.                    | Frontage Rd.                        | Weeping Willow Street            | Sunshine Grove Road             | Congestion Project       |                              |
| 3                               |              | Citrus Co.                      | US 41 (N. Florida Ave.) (SR 45)     | N. Independence Hwy.             | Intersection                    | Congestion Project       |                              |
| 4                               | 442835 1     | FDOT                            | SR 50 (Cortez Blvd.)                | US 301/SR 35 (Treiman Blvd.)     | Hernando/Sumter Co. Line        | Add 2 lanes (existing 2) |                              |
| 5                               |              | FDOT                            | US 41/SR 50A One Way Pairs          | W. of Mildred Ave.               | US 41/SR 50A intersection       | Complete Streets         |                              |
| 6                               |              | Citrus Co.                      | Croft Ave.                          | SR 44 (E. Gulf to Lake Hwy.)     | E. Hayes St.                    | Add 2 lanes (existing 2) |                              |
| 7                               |              | FDOT                            | US 98 Realignment to (CR 485)       | US 98 (Ponce de Leon Blvd.)      | SR 50 (Cortez Blvd.)            | Add 2 lanes (existing 2) |                              |
| 8                               |              | Citrus Co.                      | CR 490A (W. Grover Cleveland Blvd.) | US 19 (SR 55)/US 98              | CR 491 (S. Lecanto Hwy.)        | Add 2 lanes (existing 2) |                              |
| 9                               |              | Citrus Co.                      | CR 491 (N. Lecanto Hwy.)            | W. Pine Bridge Blvd.             | US 41/SR 45                     | Add 2 lanes (existing 2) |                              |
| 10                              | 438613 1     | FDOT                            | US 41 (SR 45) (Broad St.)           | Spring Hill Dr.                  | Powell Rd.                      | Add 2 lanes (existing 4) |                              |
| 11                              |              | Citrus Co.                      | CR 490 (Homosassa Trail)            | US 19 (SR 55)/US 98              | SR 44 (W. Gulf to Lake Hwy.)    | Add 2 lanes (existing 2) |                              |
| 12                              | 405822 5     | Citrus Co.                      | US 19 (SR 55)/US 98                 | Cardinal Street                  | Green Acres                     | Add 2 lanes (existing 4) |                              |

Blue - Hernando County  
Orange - Citrus County

**Terms Key**

CONST  
PD&E  
PE  
ROW

Construction  
Project Development and Environment  
Preliminary Engineering/Design  
Right-of-Way



**HERNANDO/ CITRUS MPO  
CONGESTION MANAGEMENT PROGRAM  
FY 2019/2020 LIST OF PRIORITY PROJECTS**  
*Adoption June 19, 2018*

| PRIORITY                  | FPN/ Agency | Agency | ROADWAY                  | LOCATION                                 | PROJECT DESCRIPTION                              |
|---------------------------|-------------|--------|--------------------------|--|--|
| FULLY FUNDED              |             |        |                          |  |  |
|                           | 257298 6    | FDOT   | CR 578 (County Line Rd.) | CR 587 (Mariner Blvd. Intersection)      | Multi-Lane Intersection Improvement              |
| UNFUNDED/PARTIALLY FUNDED |             |        |                          |  |  |
| 1                         |             |        | SR 50 (Cortez Blvd.)     | Weeping Willow St. to Sunshine Grove Rd. | Traffic management and frontage road action plan |
| 2                         |             |        | CR 578 (County Line Rd.) | Waterfall Blvd. Intersection             | Signalization with turn lanes                    |

| PRIORITY                  |  |  | ROADWAY   | LOCATION    | PROJECT DESCRIPTION      |
|---------------------------|--|--|---|-------------|--------------------------|
| UNFUNDED/PARTIALLY FUNDED |  |  |   |             |                          |
| 1                         |  |  | US 41 (N. Florida Ave.) (SR 45)<br>N. Independence Hwy. | Inverness   | Intersection Improvement |
| 2                         |  |  | US 41 (S. Florida Ave.) (SR 45)/SR 48 (E. Orange Ave.)  | Floral City | Intersection Improvement |
| 3                         |  |  | US 41/SR 44/E. Highland Blvd.                           | Inverness   | Intersection Improvement |

Blue - Hernando County  
Orange - Citrus County



## **TRANSPORTATION ALTERNATIVES PROGRAM**

Federal transportation legislation provides specific set-aside funds designated for the construction of non-highway projects to enhance the quality of the local transportation system. The following Transportation Alternatives Program Priority (TAP) List depicts those projects which are eligible under the single funding source provided via that TAP. The projects listed below were selected through a ranking process. The Technical Advisory (TAC), Bicycle/Pedestrian Advisory (BPAC), and Citizens Advisory committees (CAC) suggested projects and provided comment on each project in relation to the overall goals, objectives, and policies of the comprehensive bicycle and pedestrian plans. The MPO Board selected the final ranking of the projects, as shown on the attached Complete Streets Project Priority List.

A small portion of Highway Trust Funds were earmarked for transportation alternative (TA) projects. TA funds are formula driven and allocated based on population. These funds cannot be expended on traditional highway construction projects. The new list of eligible projects which qualify for transportation alternative fund allocations include:

- 1) Construction, planning, and design of on-road and off-road trail facilities for pedestrians, bicyclists, and other non-motorized forms of transportation;
- 2) Construction, planning, and design of infrastructure-related projects and systems that will provide safe routes for non-drivers, including children, older adults, and individuals with disabilities to access daily needs;
- 3) Conversion and use of abandoned railroad corridors for trails for pedestrians, bicyclists, or other non-motorized transportation users;
- 4) Construction of turnouts, overlooks, and viewing area;
- 5) Community improvement activities, including:
  - o inventory, control, or removal of outdoor advertising;
  - o historic preservation and rehabilitation of historic transportation facilities;
  - o vegetation management practices in transportation rights-of-way to improve roadway safety, prevent against invasive species, and provide erosion control; and
  - o archaeological activities relating to impacts from implementation of a transportation project eligible under 23 USC;
- 6) Any environmental mitigation activity, including pollution prevention and pollution abatement activities and mitigation to:
  - o address stormwater management, control, and water pollution prevention or abatement related to highway construction or due to highway runoff; or

- reduce vehicle-caused wildlife mortality or to restore and maintain connectivity among terrestrial or aquatic habitats.

# Citrus County FY2019/2020 Complete Streets Priority Projects



## Citrus County FY 2019/2020 Complete Streets Priority Projects Amended: September 18, 2018

| Project Rank      | Previous Rank | FPN / Resp. Agency | Project/Description                                     | From   | To  | Area         | Project Type                        | Project Phase/ Year       |
|-------------------|---------------|--------------------|---|--|---|--------------|-------------------------------------|---------------------------|
| <b>PRODUCTION</b> |               | 4325811 / FDOT     | W. Yulee Dr. - Sidewalk                                 | W. Central St  | US 19 (S Suncoast Blvd.)                                  | CC           | TA                                  | CST 2018                  |
|                   |               | 4375141 / FDOT     | US 19/SR 55/S. Suncoast Blvd. - Multi-Use Trail         | Hernando/Citrus County Line                                  | W. Green Acres St.  | CCR          | RRR                                 | CST 2020                  |
|                   |               | 4058223 / FDOT     | US 19/SR 55/S. Suncoast Blvd. - Multi-Use Trail         | W. Jump Ct.  | Ft. Island Trail  | CC/CR        | RRR                                 | CST 2018                  |
|                   |               | 4396981 / FDOT     | Forest Ridge Elementary - Phase I Sidewalk              | W. Norvell Bryant Hwy (CR 486)                               | W. Lake Beverly Dr.                                       | CC           | SRTS                                | CST 2021                  |
|                   |               | 4373491 / FDOT     | Withlacoochee State Trail (WST) Connector               | WST Northern Terminus  | Dunnellon Trailhead                                       | CC           | ST                                  | CST 2019                  |
|                   |               | 4396991 / FDOT     | Pleasant Grove Elementary (CR 581) - Sidewalk           | Pleasant Grove Rd.   | W. Gulf to Lake Hwy (SR 44)                               | CC/INV       | SRTS                                | CST 2020                  |
|                   |               | 4411041 / FDOT     | N Turkey Oak Dr.  | SR 44  | US 19   | CC/INV       | SRTS                                | CST 2021                  |
| <b>1</b>          |               |                    | <b>Withlacoochee State Trail (WST) - Rehabilitation</b> | <b>Hernando/Citrus County Line</b>                           | <b>Citrus/Marion County Line</b>                          | CC           | ST                                  | Application Submitted     |
| <b>2</b>          |               |                    | Forest Ridge Elementary - Phase II Sidewalk             | W. Lake Beverly Dr.  | N. Lecanto Hwy (CR 491)                                   | CC           | TA                                  | Application Submitted     |
| <b>Deleted</b>    | <b>3</b>      |                    | <b>Crystal River Middle School - Covered Sidewalk</b>   | <b>On-Site</b>   |   | CCR          | SRTS                                |                           |
| <b>3</b>          |               |                    | <b>Rock Crusher Elementary - Sidewalk</b>               | <b>W. Homosassa Trail (CR 490)</b>                           | <b>Duval Island Boat Ramp</b>                             | CC           | TA                                  |                           |
| <b>4</b>          |               |                    | Three Sisters Springs Connector - Multi-Use Trail       | US 19/Kings Bay Drive  | 486 Trail   | CC/CCR       | TA                                  | Consultant Study Complete |
| <b>5</b>          |               |                    | <b>Ft. Island Trail - Multi-Use Trail</b>               | <b>Gulf of Mexico</b>  | <b>Three Sisters Trail</b>                                | CC/CCR       | TA                                  | Consultant Study Complete |
| <b>6</b>          |               |                    | Floral City Sidewalks/Bicycle Route                     | Floral City  | Floral City   | CC           | TA                                  | Under Review              |
| <b>7</b>          |               |                    | <b>Sugarmill Woods - Multi-Use Trail along US 98</b>    | <b>Oak Village Blvd.</b>                                     | <b>Trailhead/Parking lot near the Suncoast Parkway II</b> | CC           | TA                                  |                           |
| <b>8</b>          |               |                    | W. Cardinal St. - Sidewalk                              | US 19 (S. Suncoast Blvd.)                                    | S. Lecanto Hwy (CR 491)                                   | CC           | TA                                  |                           |
| <b>9</b>          |               |                    | E. Vine St. & E. Gospel Is. Rd. - Sidewalk              | N. Apopka Ave.   | W. Gulf to Lake Hwy (SR 44)                               | CC           | TA                                  |                           |
| <b>10</b>         |               |                    | N. Independence Hwy. - PS/Sidewalk                      | E. Gulf to Lake Hwy (SR 44)                                  | N. Florida Ave (US 41)                                    | CC           | TA                                  |                           |
| <b>11</b>         |               |                    | <b>US 19 Trailhead &amp; Crossing</b>                   | <b>Crosstown Trail at US 19 - (In City of Crystal River)</b> |   | CR           | TA                                  |                           |
| <b>12</b>         |               |                    | South Apoka Connector - Phase I                         | Dampier St.  | Highland Blvd.  | CC/INV       | TA                                  |                           |
| <b>13</b>         |               |                    | <b>W. Halls River Rd. (CR 490A) - Sidewalk</b>          | <b>S. Riverview Circle</b>                                   | <b>US 19 (S. Suncoast Blvd.)</b>                          | CC           | TA                                  |                           |
| <b>14</b>         |               |                    | Eden Dr. Connector/Sidewalk                             | WST  | Martinis Dr.  | CC/INV       | TA                                  |                           |
| <b>15</b>         |               |                    | <b>Forest Dr. Sidewalk</b>                              | <b>W. Main St. (SR44)</b>                                    | <b>Independence Hwy.</b>                                  | CC           | TA                                  |                           |
| <b>16</b>         |               |                    | Turner Camp Rd./Ella Ave. - PS/Sidewalk                 | US 41  | Inverness MS  | CC           | TA                                  |                           |
| <b>17</b>         |               |                    | <b>Citrus Springs Blvd. - Bicycle Lane/PS</b>           | <b>Dunklin Blvd.</b>   | <b>W. Delbona Blvd.</b>                                   | CC           | TA                                  |                           |
| <b>18</b>         |               |                    | Elkcam Blvd. - Bicycle Lane/PS                          | Pine Ridge Blvd  | N Citrus Springs Blvd.                                    | CC           | TA                                  |                           |
| <b>19</b>         |               |                    | <b>Pine Ridge Blvd. - Bicycle Lane/PS</b>               | <b>CR 486</b>  | <b>CR 491</b>   | CC           | TA                                  |                           |
| <b>20</b>         |               |                    | South Apoka Connector - Phase II                        | Highland Blvd.   | E Anna Jo Dr.   | CC/INV       | TA                                  |                           |
| <b>21</b>         |               |                    | <b>Mossy Oak Sidewalk</b>                               | <b>US 41 and Eden Dr.</b>                                    | <b>WST</b>  | WST          | TA                                  |                           |
| <b>22</b>         |               |                    | Sugarmill Woods Bicycle Lane along:                     |  |   | CC           | TA                                  |                           |
|                   |               |                    | a. W. Oak Park Blvd.                                    | Shoppes at Sugarmill Woods                                   | Corkwood Blvd.  | CC           | TA                                  |                           |
|                   |               |                    | b. Cypress Blvd. E                                      | W. Oak Park Blvd.  | Cypress Circle E  | CC           | TA                                  |                           |
|                   |               |                    | c. Corkwood Blvd.                                       | W. Oak Park Blvd.  | Cypress Blvd. E   | CC           | TA                                  |                           |
| <b>U</b>          |               |                    | Suncoast Parkway - Ext. to 486                          | CR 491 - possible trail extension                            | CR 486 trail  | CC           | TA                                  | ROW issues                |
| <b>U</b>          |               |                    | W. Miss Maggie Dr. (CR 480) - Sidewalk/PS               | Chassowitzka River Campground                                | US 19 (S. Suncoast Blvd.)                                 | CC           | TA                                  | ROW issues                |
|                   |               |                    | <b>Terms Key</b>  | <b>CC</b> Citrus County                                      | <b>P</b> Programmed for a production phase                | <b>ST</b>    | <b>SunTrail Funding</b>             |                           |
|                   |               |                    |   | <b>CCR</b> City of Crystal River                             | <b>PE</b> Preliminary Engineering/Design                  | <b>TA</b>    | <b>Transportation Alternatives</b>  |                           |
|                   |               |                    |   | <b>CR</b> Crystal River                                      | <b>PS</b> Paved Shoulders                                 | <b>U</b>     | <b>Unranked</b>                     |                           |
|                   |               |                    |   | <b>CST</b> Construction                                      | <b>ROW</b> Right-of-Way                                   | <b>WST</b>   | <b>Withlacoochee State Trail</b>    |                           |
|                   |               |                    |   | <b>INV</b> Inverness   | <b>RRR</b> Resurfacing, Restoration and Rehabilitation    | <b>RED</b>   | <b>New Projects</b>                 |                           |
|                   |               |                    |   | <b>OCT</b> Office of Greenways & Trails                      | <b>SRTS</b> Safe Routes to School                         | <b>REHAB</b> | <b>Rehabilitation (funding TBD)</b> |                           |

## Hernando County FY2019/2020 Complete Streets Priority Projects



### Hernando County FY 2019/2020 Complete Streets Priority Projects Amended: September 18, 2018

| Project Rank | Previous Rank | FPN Resp. Agency         | Project/Corridor                                     | From   | To   | Area                                      | Project Type                         | Project Phase/Year    |
|--------------|---------------|--------------------------|--|--|--|---|--------------------------------------|-----------------------|
| PRODUCTION   |               | 4343091 FDOT             | Spring Hill Elementary - Sidewalk (SRTS Application) | w/n 2-mile radius of school                            |  | HC  | SRTS                                 | CST 2018              |
|              |               | 4336951 FDOT             | Deltona Blvd. - Sidewalk                             | Deltona Elem. School                                   | Philatelic Dr.                             | HC  | TA                                   | CST 2018              |
|              |               | 4279963 FDOT             | Powell Rd. - Sidewalk/Multi-Use Trail                | Spring Park Way  | California St.                             | HC  | TA                                   | CST 2018              |
|              |               | 4344991 FDOT             | Quality Dr./Medical Blvd. - Sidewalk                 | Mariner Blvd.  | Farnsworth Blvd.                           | HC  | TA                                   | CST 2018              |
|              |               | 4367111 FDOT             | Explorer K-8 - Sidewalks (SRTS Application)          | w/n 2-mile radius of school                            |  | HC  | SRTS                                 | CST 2022              |
|              |               | 4367101 FDOT             | JD Floyd K-8 - Sidewalks (SRTS Application)          | w/n 2-mile radius of school                            |  | HC  | SRTS                                 | CST 2023              |
|              |               | 4367121 FDOT             | Brooksville Elementary - Sidewalk (SRTS Application) | w/n 2-mile radius of school                            |  | COB                                       | SRTS                                 | CST 2020              |
|              |               | 4367091 FDOT             | Westside Elementary - Sidewalk (SRTS application)    | w/n 2-mile radius of school                            |  | HC  | SRTS                                 | CST 2020              |
|              |               | 4372642 FDOT             | GNT Gap Connector Trail - Multi-Use Trail            | SR50/Cortez Blvd.                                      | GNT Trailhead                              | HC/COB                                    | ST                                   | CST 2020              |
|              |               | 4357201 FDOT             | West GNT Trail Connector - Multi-Use Trail           | W Suncoast PKWY  | SR 50/Cortez Blvd.                         | HC/COB                                    | ST                                   | CST 2020              |
|              |               | 4395091 FDOT             | Deltona Blvd. - Sidewalk                             | Elgin Blvd.  | SR 50                                      | HC  | TA                                   | CST 2021              |
|              |               | 4367081 FDOT             | Deltona Blvd. - Sidewalk                             | Spring Hill Dr.  | Begonia St.                                | HC  | TA                                   | CST 2021              |
|              | 4337141 FDOT  | E. Linden Dr. - Sidewalk | Coronado Dr.   | Spring Hill Dr.  | HC   | TA  | CST 2021                             |                       |
|              | 4395081 FDOT  | Elgin Blvd. - Sidewalk   | Deltona Blvd.  | Mariner Blvd.  | HC   | TA  | CST 2022                             |                       |
| 1            | Production    | 4411071 FDOT             | <b>Eastside Elementary - Sidewalk</b>                | <b>w/n 2-mile radius of school</b>                     |  | HC  | SRTS                                 | PE 2022               |
| 2            | Production    | 4411031 FDOT             | Fox Chapel Middle School - Sidewalk                  | w/n 2-mile radius of school                            |  | HC  | SRTS                                 | PE 2022               |
| 3            | Production    | 4386511 FDOT             | <b>S Linden Dr. - Sidewalk</b>                       | <b>County Line Rd.</b>                                 | <b>Spring Hill Dr.</b>                     | HC  | TA                                   | PE 2022               |
| 4            | Production    | 4374841 FDOT             | W. Landover Blvd.                                    | Northcliffe Blvd.                                      | Elgin Blvd.                                | HC  | TA                                   | PE 2021               |
| 5            | 1             |                          | <b>Sunshine Grove Rd. - Sidewalk</b>                 | <b>Ken Austin Pkwy.</b>                                | <b>Hexam Rd.</b>                           | HC  | TA                                   | Application Submitted |
| 6            | 2             |                          | California St./Powell Rd. - Sidewalk                 | Spring Hill Dr./California St.                         | Powell Rd./Rowan Rd.                       | HC  | TA                                   | Application Submitted |
| 7            | 3             |                          | <b>Cobblestone Dr. - Sidewalk</b>                    | <b>Pinehurst Dr.</b>                                   | <b>County Line Rd.</b>                     | HC  | TA                                   | Application Submitted |
| 8            | 4             |                          | W. Linden Dr. - Sidewalk                             | Spring Hill Dr.  | Mariner Blvd.                              | HC  | TA                                   | Application Submitted |
| 9            | 5             |                          | <b>Amero Ln. - Sidewalk</b>                          | <b>Coronado Dr.</b>                                    | <b>Anderson Snow Rd.</b>                   | HC  | TA                                   | Application Submitted |
| 10           | 6             |                          | Nightwalker Rd. - Sidewalk                           | Cortez Blvd. (SR 50)                                   | Madrid Rd.                                 | HC  | TA                                   | Application Submitted |
| 11           | 7             |                          | <b>Good Neighbor Trail (GNT) - Rehabilitation</b>    | <b>Jefferson St.</b>                                   | <b>Jasmine St.</b>                         | COB                                       | TA                                   | Application Submitted |
| 12           | 8             |                          | Withlacoochee State Trail (WST) - Reconstruction     | Pasco/Hernando County Line                             | Citrus/Marion County Line                  | HC  | TA                                   | No Application        |
| 13           | 9             |                          | <b>Suncoast Trail/U.S. 98 - Trailhead/Restroom</b>   | <b>Suncoast Trail/US 98</b>                            |  | HC  | TA                                   | No Application        |
| 14           | 10            |                          | Spring Hill Dr. - Sidewalk                           | US 19  | Ken Lake Ave.                              | HC  | TA                                   | No Application        |
| 15           | 11            |                          | <b>Spring Hill Dr. - Sidewalk</b>                    | <b>Spring Park Way</b>                                 | <b>US 41</b>                               | HC  | TA                                   | Application Submitted |
| 16           | 12            |                          | North Ave. - Sidewalk                                | Howell Ave.  | Zoller St.                                 | COB                                       | TA                                   | ROW issues            |
| 17           | 13            |                          | <b>Kass Circle Improvements</b>                      | <b>Kass Circle</b>                                     |  | HC  | TA                                   | Under Review          |
| 18           | 14            |                          | Suncoast Trail (SCT) - Rehabilitation                | County Line Rd   | US 98                                      | HC  | TA                                   | Application Submitted |
|              |               |                          | <b>Terms Key</b>                                     | <b>CST</b> Construction                                | <b>P</b> Programmed for a production phase | <b>SRTS</b> Safe Routes to School         | <b>WST</b> Withlacoochee State Trail |                       |
|              |               |                          | <b>COB</b> City of Brooksville                       | <b>PE</b> Preliminary Engineering/Design               | <b>ST</b> SunTrail Funding                 | <b>RED</b> New Projects                   |                                      |                       |
|              |               |                          | <b>GNT</b> Good Neighbor Trail                       | <b>PS</b> Paved Shoulders                              | <b>TA</b> Transportation Alternatives      | <b>REHAB</b> Rehabilitation (funding TBD) |                                      |                       |
|              |               |                          | <b>HC</b> Hernando County                            | <b>ROW</b> Right-of-Way                                | <b>TBD</b> To Be Determined                |   |                                      |                       |
|              |               |                          | <b>OGT</b> Office of Greenways & Trails              | <b>RRR</b> Resurfacing, Restoration and Rehabilitation | <b>U</b> Unranked                          |   |                                      |                       |

---

# ***TRANSIT***

**Hernando County Transit System (TheBus) - Tentative Capital & Operating  
Transportation Improvement Program  
FY 2020 - FY 2024**

| Project ID                | Project Name   | FY 2020            | FY 2021            | FY 2022            | FY 2023            | FY 2024            | 5-Year Total        |
|---------------------------|--|--------------------|--------------------|--------------------|--------------------|--------------------|---------------------|
| <b>Capital Projects:</b>  |  |                    |                    |                    |                    |                    |                     |
| 108210                    | Bus Stop Improvements (Design/Construction)  | \$450,000          | \$300,000          | \$200,000          | \$200,000          | \$200,000          | \$1,350,000         |
| 108200                    | Replace ADA Paratransit Van(s)   | \$0                | \$160,000          | \$160,000          | \$80,000           | \$80,000           | \$480,000           |
| 108190                    | Replace Heavy Duty Transit Vehicle(s)  | \$1,350,000        | \$0                | \$450,000          | \$900,000          | \$450,000          | \$3,150,000         |
| 108180                    | Transit Preventive Maintenance (Capital)   | \$235,000          | \$240,000          | \$245,000          | \$245,000          | \$250,000          | \$1,215,000         |
|                           | Driver Safety Barrier Shields  | \$60,000           |                    |                    |                    |                    | \$60,000            |
|                           | Project Administration   | \$200,953          |                    |                    |                    |                    | \$200,953           |
|                           | Technology Equipment   | \$13,000           |                    |                    |                    |                    | \$13,000            |
| 109220                    | Transit Shelters & Amenities   | \$50,000           | \$100,000          |                    |                    |                    | \$150,000           |
| 109240                    | Replace ADA Specialty Vehicle  |                    | \$50,000           |                    |                    |                    | \$50,000            |
|                           | <b>Total Capital</b>   | <b>\$2,358,953</b> | <b>\$850,000</b>   | <b>\$1,055,000</b> | <b>\$1,425,000</b> | <b>\$980,000</b>   | <b>\$6,668,953</b>  |
| <b>Funding Sources:</b>   |  |                    |                    |                    |                    |                    |                     |
|                           | Federal Grant - Section 5307   | \$1,908,953        | \$850,000          | \$1,055,000        | \$1,425,000        | \$980,000          | \$6,668,953         |
|                           | Federal Grant - Section 5339   | \$450,000          |                    |                    |                    |                    |                     |
| <b>Operating Expenses</b> |  |                    |                    |                    |                    |                    |                     |
|                           | Fuel, Contract Services, Travel, Communications, Preventative Maintenance (Non-Capital), Legal Notices, Postage, Uncapitalized Equipment, Communications, Security, General Operating Expenses |                    |                    |                    |                    |                    |                     |
| <b>Funding Sources:</b>   |  |                    |                    |                    |                    |                    |                     |
|                           | Federal Grant - Section 5307   | \$788,757          | \$796,645          | \$802,917          | \$927,860          | \$937,083          | \$4,253,262         |
|                           | Federal Grant - Section 5311   | \$241,533          | \$243,948          | \$246,388          | \$248,852          | \$319,126          | \$1,299,847         |
|                           | State Service Development Funding  | \$111,815          | \$112,933          | \$115,756          | \$0                | \$0                | \$340,505           |
|                           | State Block Grant  | \$394,378          | \$398,322          | \$402,305          | \$406,328          | \$410,391          | \$2,011,724         |
|                           | Local (Includes Farebox & Program Income)  | \$888,886          | \$897,775          | \$906,753          | \$915,820          | \$924,978          | \$4,534,212         |
|                           | <b>Total Operating</b>   | <b>\$2,425,369</b> | <b>\$2,449,623</b> | <b>\$2,474,119</b> | <b>\$2,498,860</b> | <b>\$2,591,579</b> | <b>\$12,439,549</b> |
|                           | <b>Total Transit Program</b>   | <b>\$4,784,322</b> | <b>\$3,299,623</b> | <b>\$3,529,119</b> | <b>\$3,923,860</b> | <b>\$3,571,579</b> | <b>\$19,108,502</b> |

Note: State and Federal grants are multi-year awards covering more than one fiscal year. Federal Grants are 100% Utilizing Softmatch State Toll Revenue credits. Project administration is capitalized under federal grants. Grant funds estimated are based upon net expenses. Funding shown is subject to grant awards.

---

# ***TRANSPORTATION DEFINITIONS AND ACRYONYMS***

---

## **Transportation Definitions, Acronyms and Initializations**

**ADA – Americans with Disabilities Act of 1990:** Federal law that requires public facilities (including transportation services) to be accessible to persons with disabilities including those with mental disabilities, temporary disabilities, and the conditions related to substance abuse.

**BPAC - Bicycle/Pedestrian Advisory Committee:** The Bicycle/Pedestrian Advisory Committee (BPAC) was established to provide a continuing forum with which to analyze and promote bicycle and pedestrian issues and projects as an integral part of a multi-modal transportation planning process. The BPAC initiates updates on the prioritization of transportation enhancement projects. The BPAC meets on a quarterly basis.

**CAC - Citizens Advisory Committee:** The Citizens Advisory Committee (CAC) provides a formal framework for continuing public input on the Unified Planning Work Program (UPWP), the Transportation Improvement Program (TIP), and the Long Range Transportation Plan (LRTP), as well as other elements of the transportation planning process. The CAC meets on a quarterly basis to provide public input at all stages of the planning process.

**CIP - CAPITAL IMPROVEMENT PROGRAM:** A multi-year schedule of capital improvement projects, including priorities and cost estimates, budgeted to fit the financial resources of the community. This plan is updated annually and is part of the County's Comprehensive Plan.

**CTD – Commission for the Transportation Disadvantaged:** State-level policy board for the coordination of transportation services for persons who because of disability, age or income are unable to transport themselves. The CTD adheres to the policies and procedures as set out in Chapter 427 F.S. and Rule 41-2, F.A.C.

**ETDM – Efficient Transportation Decision Making:** Florida's ETDM process defines the procedures for planning transportation projects, conducting environmental reviews, and developing and permitting projects.

**FAST-ACT – Fixing America's Surface Transportation Act:** Signed into law in December of 2015 by President Obama that provided long-term funding for surface transportation and infrastructure, planning and investment.

**FDOT – Florida Department of Transportation:** The State of Florida's multi-modal transportation agency. Organizationally, it is composed of one Central Office in Tallahassee, seven District Offices, and the Florida's Turnpike Enterprise.



**FHWA – Federal Highway Administration:** Division of the U.S. Department of Transportation responsible for administering federal highway transportation programs under Title 23 U.S.C. and Title 49 U.S.C.

**FTA – Federal Transit Administration:** Federal entity responsible for transit planning and programs under Title 49 U.S.C.

**ITS – Intelligent Transportation System:** Use of computer and communications technology to facilitate the flow of information between travelers and system operators to improve mobility and transportation productivity, enhance safety, maximize the use of existing transportation facilities, conserve energy resources and reduce adverse environmental effects; includes concepts such as “freeway management systems,” “automated fare collection,” and “transit information kiosks.”

**LOS – Level of Service:** A qualitative assessment of a road’s operating condition, generally described using a scale of A (little congestion) to E/F (severe congestion).

**L RTP – Long Range Transportation Plan:** A 25-year forecast plan required of state planning agencies and MPOs, which must consider a wide range of social, environmental, energy, and economic factors in determining overall regional goals and consider how transportation can best meet these goals.

**MPO – Metropolitan Planning Organization:** The forum for cooperative transportation decision-making, required for urbanized areas with populations over 50,000.

**NHS – National Highway System:** Specific major roads to be designated September 30, 1995; the NHS will consist of 155,000 (plus or minus 15%) miles of road and represents one category of roads eligible for Federal funds under ISTEA.

**PD&E – Project Development and Environmental Study:** A corridor study to establish conceptual design for a roadway and to determine its compliance with Federal, State, and local environmental permits, as required.

**PPP - Public Participation Plan:** One of the required elements under MAP-21 that (i) shall be developed in consultation with all interested parties, and (ii) shall provide that all interested parties have reasonable opportunities to comment on the contents of the transportation plan.

**ROW – Right-of-Way:** Real property that is used for transportation purposes, defines the extent of the corridor that can be used for the road and associated drainage.

**SIS – Strategic Intermodal System:** The SIS is a Florida network of high-priority transportation facilities, including the State’s largest and most significant commercial service airports, spaceport, deep-water seaports, freight rail terminals, passenger rail and intercity bus terminals, rail corridors, waterways and highways.

**STIP – State Transportation Improvement Program:** The FDOT’s Five-Year Work Program as prescribed by Federal law.

**TAC – Technical Advisory Committee:** A standing committee of most MPOs, function is to provide advice on plans or actions of the MPO from planners, engineers and other staff members (not general citizens).

**TA - Transportation Alternatives:** As defined under 23 U.S.C. 101(a)(29) (MAP-21 1103), these are specific activities which can be funded with Surface Transportation Program (STP) funds; activities include pedestrian/bicycle facilities, recreational trails program, Safe Routes to School (SRTS) activities, railway corridor preservation, construction of turnouts, overlooks and viewing areas, control/removal of outdoor advertising, historic preservation and rehabilitation of historic transportation facilities, invasive species control, archeological activities relating to impacts from eligible transportation projects, mitigation of highway storm water runoff water pollution, and reduce vehicle-caused wildlife mortality, planning, designing and construction of boulevards and other roadways largely in the right-of-way of former Interstate System routes or other divided highways.

**TD - Transportation Disadvantaged:** Persons who are unable to transport themselves or to purchase transportation due to disability, income status or age.

**TDLCB - Transportation Disadvantaged Local Coordinating Board:** The Transportation Disadvantaged Local Coordinating Board (TDLCB)s are the technical level review Boards established, consistent with Florida Statute, Chapter 427. The respective Boards oversee the activities of the Community Transportation Coordinator (CTC) and the overall Transportation Disadvantaged (TD) service program. The MPO serves as the Official Planning Agency (OPA) for the transportation disadvantaged program for both Hernando and Citrus County and functions as the appointing authority for the both Boards, the TDLCBs meet on a quarterly basis.

**TIP – Transportation Improvement Program:** A priority list of transportation projects developed by an MPO that is to be carried out within the four-year period following its adoption; must include documentation of Federal and State funding sources for each project and be consistent with adopted MPO Long Range Transportation Plan (LRTP) and local government comprehensive plans.

---

***APPENDIX A  
ANNUAL  
OBLIGATIONS LIST***

FLORIDA DEPARTMENT OF TRANSPORTATION  
OFFICE OF WORK PROGRAM  
ANNUAL OBLIGATIONS REPORT  
\*\*\*\*\*  
HIGHWAYS  
\*\*\*\*\*

ITEM NUMBER: 405822 3      PROJECT DESCRIPTION: US 19 (SR 55) FROM W JUMP COURT TO W FORT ISLAND TRAIL  
DISTRICT: 07      COUNTY: CITRUS  
ROADWAY ID: 02030000      PROJECT LENGTH: 4.805MI

\*SIS\*  
TYPE OF WORK: ADD LANES & RECONSTRUCT  
LANES EXIST/IMPROVED/ADDED: 6/ 4/ 2

| FUND CODE   | 2018           |
|---|----------------|
| PHASE: CONSTRUCTION / RESPONSIBLE AGENCY: MANAGED BY FDOT |                |
| SE  | 145,000        |
| SN  | 2,526          |
| <b>TOTAL 405822 3</b>                                     | <b>147,526</b> |
| <b>TOTAL 405822 3</b>                                     | <b>147,526</b> |

ITEM NUMBER: 405822 5      PROJECT DESCRIPTION: US 19 FROM CARDINAL ST TO GREEN ACRES ST  
DISTRICT: 07      COUNTY: CITRUS  
ROADWAY ID: 02030000      PROJECT LENGTH: 2.045MI

\*SIS\*  
TYPE OF WORK: ADD LANES & RECONSTRUCT  
LANES EXIST/IMPROVED/ADDED: 4/ 4/ 2

| FUND CODE  | 2018             |
|--|------------------|
| PHASE: PRELIMINARY ENGINEERING / RESPONSIBLE AGENCY: MANAGED BY FDOT |                  |
| SA   | 1,704,062        |
| <b>TOTAL 405822 5</b>  | <b>1,704,062</b> |
| <b>TOTAL 405822 5</b>  | <b>1,704,062</b> |

ITEM NUMBER: 430021 1      PROJECT DESCRIPTION: CR490A/HALLS RIVER FROM W OF HALLS RIVER TO E OF HALLS RIVER  
DISTRICT: 07      COUNTY: CITRUS  
ROADWAY ID: 02610000      PROJECT LENGTH: .333MI

\*NON-SIS\*  
TYPE OF WORK: BRIDGE REPLACEMENT  
LANES EXIST/IMPROVED/ADDED: 2/ 2/ 0

| FUND CODE   | 2018             |
|---|------------------|
| PHASE: RIGHT OF WAY / RESPONSIBLE AGENCY: MANAGED BY FDOT |                  |
| SA  | 8,000            |
| PHASE: CONSTRUCTION / RESPONSIBLE AGENCY: MANAGED BY FDOT |                  |
| EB  | 71,922           |
| NHR   | 2,329,162        |
| SA  | 67,651           |
| <b>TOTAL 430021 1</b>                                     | <b>2,476,735</b> |
| <b>TOTAL 430021 1</b>                                     | <b>2,476,735</b> |

ITEM NUMBER: 432581 1      PROJECT DESCRIPTION: YULEE DRIVE SIDEWALK FROM W CENTRAL STREET TO US 19  
DISTRICT: 07      COUNTY: CITRUS  
ROADWAY ID: 02550000      PROJECT LENGTH: 2.759MI

\*NON-SIS\*  
TYPE OF WORK: SIDEWALK  
LANES EXIST/IMPROVED/ADDED: 2/ 0/ 0

| FUND CODE   | 2018           |
|---|----------------|
| PHASE: CONSTRUCTION / RESPONSIBLE AGENCY: MANAGED BY CITRUS COUNTY BOCC |                |
| TALN  | 44,077         |
| TALT  | 627,659        |
| PHASE: CONSTRUCTION / RESPONSIBLE AGENCY: MANAGED BY FDOT               |                |
| TALN  | 11,791         |
| TALT  | 1,000          |
| <b>TOTAL 432581 1</b>   | <b>684,527</b> |
| <b>TOTAL 432581 1</b>   | <b>684,527</b> |

FLORIDA DEPARTMENT OF TRANSPORTATION  
OFFICE OF WORK PROGRAM  
ANNUAL OBLIGATIONS REPORT  
=====

HIGHWAYS  
=====

ITEM NUMBER:438719 1 PROJECT DESCRIPTION:W DUNKLIN ST, DUNNELON AT FLORIDA NORTHERN RR, NGCN 622624J \*NON-SIS\*  
DISTRICT:07 COUNTY:CITRUS TYPE OF WORK:RAIL SAFETY PROJECT  
ROADWAY ID: PROJECT LENGTH: .000 LANES EXIST/IMPROVED/ADDED: 0/ 0/ 0

| FUND<br>CODE  | 2018          |
|---|---------------|
| PHASE: RAILROAD AND UTILITIES / RESPONSIBLE AGENCY: MANAGED BY FDOT |               |
| RHP   | -1,028        |
| <b>TOTAL 438719 1</b>   | <b>-1,028</b> |
| <b>TOTAL 438719 1</b>   | <b>-1,028</b> |

ITEM NUMBER:438724 1 PROJECT DESCRIPTION:NG MARTINELLI, DUNNELON AT FNR CROSSING NGCN 628007L,ARD371,MP778.27 \*NON-SIS\*  
DISTRICT:07 COUNTY:CITRUS TYPE OF WORK:RAIL SAFETY PROJECT  
ROADWAY ID: PROJECT LENGTH: .000 LANES EXIST/IMPROVED/ADDED: 0/ 0/ 0

| FUND<br>CODE  | 2018        |
|---|-------------|
| PHASE: RAILROAD AND UTILITIES / RESPONSIBLE AGENCY: MANAGED BY FDOT |             |
| RHP   | -971        |
| <b>TOTAL 438724 1</b>   | <b>-971</b> |
| <b>TOTAL 438724 1</b>   | <b>-971</b> |

ITEM NUMBER:439698 1 PROJECT DESCRIPTION:FOREST RIDGE ELEM FR CR486/NORVELL BRYANT HWY TO W LAKE BEVERLY DR \*NON-SIS\*  
DISTRICT:07 COUNTY:CITRUS TYPE OF WORK:SIDEWALK  
ROADWAY ID:02000027 PROJECT LENGTH: 1.605MI LANES EXIST/IMPROVED/ADDED: 2/ 0/ 0

| FUND<br>CODE   | 2018           |
|--|----------------|
| PHASE: PRELIMINARY ENGINEERING / RESPONSIBLE AGENCY: MANAGED BY FDOT |                |
| SR2T   | 536,359        |
| <b>TOTAL 439698 1</b>  | <b>536,359</b> |
| <b>TOTAL 439698 1</b>  | <b>536,359</b> |

ITEM NUMBER:439699 1 PROJECT DESCRIPTION:PLEASANT GROVE ELEMENTARY - PLEASANT GROVE RD AND DRUID RD \*NON-SIS\*  
DISTRICT:07 COUNTY:CITRUS TYPE OF WORK:SIDEWALK  
ROADWAY ID:02520000 PROJECT LENGTH: 11.897MI LANES EXIST/IMPROVED/ADDED: 2/ 0/ 0

| FUND<br>CODE   | 2018           |
|--|----------------|
| PHASE: PRELIMINARY ENGINEERING / RESPONSIBLE AGENCY: MANAGED BY FDOT |                |
| SR2T   | 384,097        |
| <b>TOTAL 439699 1</b>  | <b>384,097</b> |
| <b>TOTAL 439699 1</b>  | <b>384,097</b> |

FLORIDA DEPARTMENT OF TRANSPORTATION  
OFFICE OF WORK PROGRAM  
ANNUAL OBLIGATIONS REPORT  
\*\*\*\*\*  
HIGHWAYS  
\*\*\*\*\*

|  |   |  |
|--|---|--|
| ITEM NUMBER:257298 4<br>DISTRICT:07<br>ROADWAY ID:08000050           | PROJECT DESCRIPTION:CR 578 (CO LINE RD) FROM E OF MARINER BLVD TO W OF SUNCOAST PARKWAY<br>COUNTY:HERNANDO<br>PROJECT LENGTH: 2.955MI | *NON-SIS*<br>TYPE OF WORK:ADD LANES & RECONSTRUCT<br>LANES EXIST/IMPROVED/ADDED: 2/ 2/ 2 |
| FUND CODE  | 2018  |  |
| PHASE: PRELIMINARY ENGINEERING / RESPONSIBLE AGENCY: MANAGED BY FDOT |   |  |
| SL   |   | 3,000  |
| <b>TOTAL 257298 4</b>  |   | <b>3,000</b>   |
| <b>TOTAL 257298 4</b>  |   | <b>3,000</b>   |

|  |   |  |
|--|---|--|
| ITEM NUMBER:257298 5<br>DISTRICT:07<br>ROADWAY ID:08000050           | PROJECT DESCRIPTION:CR 578 (CO LINE RD) FROM SUNCOAST PARKWAY TO US41 AT AYERS RD<br>COUNTY:HERNANDO<br>PROJECT LENGTH: 1.492MI | *NON-SIS*<br>TYPE OF WORK:NEW ROAD CONSTRUCTION<br>LANES EXIST/IMPROVED/ADDED: 4/ 2/ 4 |
| FUND CODE  | 2018  |  |
| PHASE: PRELIMINARY ENGINEERING / RESPONSIBLE AGENCY: MANAGED BY FDOT |   |  |
| SA   |   | 588,929  |
| SL   |   | 141,848  |
| PHASE: RIGHT OF WAY / RESPONSIBLE AGENCY: MANAGED BY FDOT            |   |  |
| SA   |   | -24,751  |
| SL   |   | -50,116  |
| <b>TOTAL 257298 5</b>  |   | <b>655,910</b>   |
| <b>TOTAL 257298 5</b>  |   | <b>655,910</b>   |

|  |  |   |
|--|--|---|
| ITEM NUMBER:257298 6<br>DISTRICT:07<br>ROADWAY ID:08000050 | PROJECT DESCRIPTION:CR 578 @ MARINER INT FM SPRINGTIME STREET TO EAST OF MARINER BLVD<br>COUNTY:HERNANDO<br>PROJECT LENGTH: .674MI | *NON-SIS*<br>TYPE OF WORK:INTERSECTION IMPROVEMENT<br>LANES EXIST/IMPROVED/ADDED: 2/ 2/ 0 |
| FUND CODE  | 2018   |   |
| PHASE: RIGHT OF WAY / RESPONSIBLE AGENCY: MANAGED BY FDOT  |  |   |
| SA   |  | 2,398,773   |
| SL   |  | -71,548   |
| PHASE: CONSTRUCTION / RESPONSIBLE AGENCY: MANAGED BY FDOT  |  |   |
| SA   |  | 387,133   |
| SL   |  | 1,124,416   |
| <b>TOTAL 257298 6</b>                                      |  | <b>3,838,774</b>  |
| <b>TOTAL 257298 6</b>                                      |  | <b>3,838,774</b>  |

|  |  |  |
|--|--|--|
| ITEM NUMBER:411011 4<br>DISTRICT:07<br>ROADWAY ID:08150000 | PROJECT DESCRIPTION:I-75 (SR 93) FM S OF US98/SR50/CORTEZ TO N OF US98/SR50/CORTEZ<br>COUNTY:HERNANDO<br>PROJECT LENGTH: 2.986MI | *SIS*<br>TYPE OF WORK:ADD LANES & RECONSTRUCT<br>LANES EXIST/IMPROVED/ADDED: 4/ 4/ 2 |
| FUND CODE  | 2018   |  |
| PHASE: CONSTRUCTION / RESPONSIBLE AGENCY: MANAGED BY FDOT  |  |  |
| NHPP   |  | 34,757,383   |
| SA   |  | 327,969  |
| <b>TOTAL 411011 4</b>                                      |  | <b>35,085,352</b>  |
| <b>TOTAL 411011 4</b>                                      |  | <b>35,085,352</b>  |

FLORIDA DEPARTMENT OF TRANSPORTATION  
OFFICE OF WORK PROGRAM  
ANNUAL OBLIGATIONS REPORT  
\*\*\*\*\*  
HIGHWAYS  
\*\*\*\*\*

ITEM NUMBER:411012 2 PROJECT DESCRIPTION:I-75 (SR 93) FROM N OF SR 50 TO HERNANDO/SUMTER CO/L  
DISTRICT:07 COUNTY:HERNANDO  
ROADWAY ID:08150000 PROJECT LENGTH: 3.271MI

FUND CODE 2018

PHASE: CONSTRUCTION / RESPONSIBLE AGENCY: MANAGED BY FDOT  
NHPP 15,061,333

**TOTAL 411012 2 15,061,333**  
**TOTAL 411012 2 15,061,333**

\*SIS\*  
TYPE OF WORK:ADD LANES & REHABILITATE PVMNT  
LANES EXIST/IMPROVED/ADDED: 4/ 4/ 2

ITEM NUMBER:416732 3 PROJECT DESCRIPTION:SR 50 FROM US 98/MCKETHAN RD TO US 301  
DISTRICT:07 COUNTY:HERNANDO  
ROADWAY ID:08070000 PROJECT LENGTH: 2.231MI

FUND CODE 2018

PHASE: PRELIMINARY ENGINEERING / RESPONSIBLE AGENCY: MANAGED BY FDOT  
SA 18,992

**TOTAL 416732 3 18,992**  
**TOTAL 416732 3 18,992**

\*NON-SIS\*  
TYPE OF WORK:ADD LANES & REHABILITATE PVMNT  
LANES EXIST/IMPROVED/ADDED: 4/ 4/ 2

ITEM NUMBER:416732 4 PROJECT DESCRIPTION:SR 50 FM WINDMERE RD/BRONSON BL TO US 98/MCKETHAN RD  
DISTRICT:07 COUNTY:HERNANDO  
ROADWAY ID:08070000 PROJECT LENGTH: 3.548MI

FUND CODE 2018

PHASE: PRELIMINARY ENGINEERING / RESPONSIBLE AGENCY: MANAGED BY FDOT  
SA 42,418

**TOTAL 416732 4 42,418**  
**TOTAL 416732 4 42,418**

\*NON-SIS\*  
TYPE OF WORK:ADD LANES & REHABILITATE PVMNT  
LANES EXIST/IMPROVED/ADDED: 5/ 5/ 2

ITEM NUMBER:416735 1 PROJECT DESCRIPTION:SR 50/CORTEZ BLVD FROM W OF BUCK HOPE RD TO W OF JEFFERSON STREET  
DISTRICT:07 COUNTY:HERNANDO  
ROADWAY ID:08002000 PROJECT LENGTH: 2.517MI

FUND CODE 2018

PHASE: PRELIMINARY ENGINEERING / RESPONSIBLE AGENCY: MANAGED BY FDOT  
SL 150,079

**TOTAL 416735 1 159,079**  
**TOTAL 416735 1 159,079**

\*SIS\*  
TYPE OF WORK:ADD LANES & REHABILITATE PVMNT  
LANES EXIST/IMPROVED/ADDED: 4/ 4/ 2

ITEM NUMBER:427996 3 PROJECT DESCRIPTION:POWELL RD FROM SPRING PARK WAY TO W OF CALIFORNIA ST  
DISTRICT:07 COUNTY:HERNANDO  
ROADWAY ID:08000036 PROJECT LENGTH: .790MI

FUND CODE 2018

PHASE: PRELIMINARY ENGINEERING / RESPONSIBLE AGENCY: MANAGED BY FDOT  
TALT 2,000

PHASE: CONSTRUCTION / RESPONSIBLE AGENCY: MANAGED BY FDOT  
TALT 12,597

\*NON-SIS\*  
TYPE OF WORK:SIDEWALK  
LANES EXIST/IMPROVED/ADDED: 2/ 0/ 0

FLORIDA DEPARTMENT OF TRANSPORTATION  
OFFICE OF WORK PROGRAM  
ANNUAL OBLIGATIONS REPORT  
=====

HIGHWAYS  
=====

PHASE: CONSTRUCTION / RESPONSIBLE AGENCY: MANAGED BY HERNANDO COUNTY BOARD OF COUNTY  
TALL 358,562  
TALT 750,674  
**TOTAL 427996 3 1,123,833**  
**TOTAL 427996 3 1,123,833**

ITEM NUMBER:430051 2 PROJECT DESCRIPTION:SR 50 FROM LOCKHART RD TO E OF REMINGTON RD  
DISTRICT:07 COUNTY:HERNANDO  
ROADWAY ID:08070000 PROJECT LENGTH: .355MI TYPE OF WORK:ADD LANES & REHABILITATE PVMNT \*SIS\*  
LANES EXIST/IMPROVED/ADDED: 4/ 4/ 2

FUND CODE 2018

PHASE: PRELIMINARY ENGINEERING / RESPONSIBLE AGENCY: MANAGED BY FDOT  
NHPP 3,325  
**TOTAL 430051 2 3,325**  
**TOTAL 430051 2 3,325**

ITEM NUMBER:432720 1 PROJECT DESCRIPTION:US 19 (SR 55) FROM S OF TOUCAN TRL TO CORTEZ BLVD  
DISTRICT:07 COUNTY:HERNANDO  
ROADWAY ID:08020000 PROJECT LENGTH: 3.428MI TYPE OF WORK:RESURFACING \*SIS\*  
LANES EXIST/IMPROVED/ADDED: 6/ 6/ 0

FUND CODE 2018

PHASE: CONSTRUCTION / RESPONSIBLE AGENCY: MANAGED BY FDOT  
SA 120,715  
**TOTAL 432720 1 120,715**  
**TOTAL 432720 1 120,715**

ITEM NUMBER:433695 1 PROJECT DESCRIPTION:DELTONA BLVD FROM S OF FOUNDER RD TO PHILATELIC DR  
DISTRICT:07 COUNTY:HERNANDO  
ROADWAY ID:08000010 PROJECT LENGTH: 1.723MI TYPE OF WORK:SIDEWALK \*NON-SIS\*  
LANES EXIST/IMPROVED/ADDED: 2/ 0/ 0

FUND CODE 2018

PHASE: PRELIMINARY ENGINEERING / RESPONSIBLE AGENCY: MANAGED BY FDOT  
TALT 1,500  
PHASE: CONSTRUCTION / RESPONSIBLE AGENCY: MANAGED BY FDOT  
TALT 11,597  
PHASE: CONSTRUCTION / RESPONSIBLE AGENCY: MANAGED BY HERNANDO COUNTY BOARD OF COUNTY  
TALL 4,418  
TALT 507,568  
**TOTAL 433695 1 525,083**  
**TOTAL 433695 1 525,083**

ITEM NUMBER:433714 1 PROJECT DESCRIPTION:LINDEN DR FROM CORONADO DR TO SPRING HILL DR  
DISTRICT:07 COUNTY:HERNANDO  
ROADWAY ID:08900002 PROJECT LENGTH: .953MI TYPE OF WORK:SIDEWALK \*NON-SIS\*  
LANES EXIST/IMPROVED/ADDED: 2/ 0/ 0

FUND CODE 2018

PHASE: PRELIMINARY ENGINEERING / RESPONSIBLE AGENCY: MANAGED BY FDOT  
TALT 1,000



FLORIDA DEPARTMENT OF TRANSPORTATION  
OFFICE OF WORK PROGRAM  
ANNUAL OBLIGATIONS REPORT  
\*\*\*\*\*  
HIGHWAYS  
\*\*\*\*\*

PHASE: PRELIMINARY ENGINEERING / RESPONSIBLE AGENCY: MANAGED BY HERNANDO COUNTY BOARD OF COUNTY  
TALT  
TOTAL 433714 1 45,000  
TOTAL 433714 1 46,000  
TOTAL 433714 1 46,000

ITEM NUMBER:434499 1 PROJECT DESCRIPTION:QUALITY DR/MED BLVD FM MARINER TO FARNSWORTH FM QUALITY DR TO CR 578 \*NON-SIS\*  
DISTRICT:07 COUNTY:HERNANDO TYPE OF WORK:SIDEWALK  
ROADWAY ID:08900005 PROJECT LENGTH: 1.186MI LANES EXIST/IMPROVED/ADDED: 1/ 0/ 0  
FUND CODE 2018  
PHASE: PRELIMINARY ENGINEERING / RESPONSIBLE AGENCY: MANAGED BY FDOT TALL -441  
PHASE: PRELIMINARY ENGINEERING / RESPONSIBLE AGENCY: MANAGED BY HERNANDO COUNTY BOARD OF COUNTY TALT -27,509  
PHASE: CONSTRUCTION / RESPONSIBLE AGENCY: MANAGED BY FDOT TALT -3,728  
TOTAL 434499 1 -31,678  
TOTAL 434499 1 -31,678

ITEM NUMBER:436708 1 PROJECT DESCRIPTION:DELTONA BLVD FROM SPRING HILL DR TO BEGONIA ST \*NON-SIS\*  
DISTRICT:07 COUNTY:HERNANDO TYPE OF WORK:SIDEWALK  
ROADWAY ID:08000010 PROJECT LENGTH: .634MI LANES EXIST/IMPROVED/ADDED: 2/ 0/ 0  
FUND CODE 2018  
PHASE: PRELIMINARY ENGINEERING / RESPONSIBLE AGENCY: MANAGED BY FDOT SR2T 5,000  
TOTAL 436708 1 5,000  
TOTAL 436708 1 5,000

ITEM NUMBER:436709 1 PROJECT DESCRIPTION:WESTSIDE ELEMENTARY - KENLAKE, APPLGATE, AIRMONT, TYLER, HALSTAD \*NON-SIS\*  
DISTRICT:07 COUNTY:HERNANDO TYPE OF WORK:SIDEWALK  
ROADWAY ID: PROJECT LENGTH: .000 LANES EXIST/IMPROVED/ADDED: 0/ 0/ 0  
FUND CODE 2018  
PHASE: PRELIMINARY ENGINEERING / RESPONSIBLE AGENCY: MANAGED BY FDOT SR2T 1,000  
PHASE: PRELIMINARY ENGINEERING / RESPONSIBLE AGENCY: MANAGED BY HERNANDO COUNTY BOARD OF COUNTY SR2T 64,479  
TOTAL 436709 1 65,479  
TOTAL 436709 1 65,479

ITEM NUMBER:436712 1 PROJECT DESCRIPTION:BROOKSVILLE ELEMENTARY - HOWELL AVE FROM CROOM RD TO US 41/BROAD ST \*NON-SIS\*  
DISTRICT:07 COUNTY:HERNANDO TYPE OF WORK:SIDEWALK  
ROADWAY ID:08000007 PROJECT LENGTH: .819MI LANES EXIST/IMPROVED/ADDED: 2/ 0/ 0  
FUND CODE 2018  
PHASE: PRELIMINARY ENGINEERING / RESPONSIBLE AGENCY: MANAGED BY FDOT SR2T 1,000

FLORIDA DEPARTMENT OF TRANSPORTATION  
 OFFICE OF WORK PROGRAM  
 ANNUAL OBLIGATIONS REPORT  
 =====  
 HIGHWAYS  
 =====

PHASE: PRELIMINARY ENGINEERING / RESPONSIBLE AGENCY: MANAGED BY HERNANDO COUNTY BOARD OF COUNTY  
 SR2S 34,746  
 SR2T 19,053  
**TOTAL 436712 1 54,799**  
**TOTAL 436712 1 54,799**

ITEM NUMBER:439448 1 PROJECT DESCRIPTION:US 98/SR 700/PONCE DE LEON FR S OF CITRUS WAY/CR491 TO N OF CITRUS WAY \*NON-SIS\*  
 DISTRICT:07 COUNTY:HERNANDO TYPE OF WORK:ROUNDABOUT  
 ROADWAY ID:08080000 PROJECT LENGTH: .669MI LANES EXIST/IMPROVED/ADDED: 2/ 2/ 0

FUND  
 CODE 2018

PHASE: PRELIMINARY ENGINEERING / RESPONSIBLE AGENCY: MANAGED BY FDOT  
 HSP 100,000  
**TOTAL 439448 1 100,000**  
**TOTAL 439448 1 100,000**  
**TOTAL DIST: 07 62,808,721**  
**TOTAL HIGHWAYS 62,808,721**

FLORIDA DEPARTMENT OF TRANSPORTATION  
 OFFICE OF WORK PROGRAM  
 ANNUAL OBLIGATIONS REPORT  
 =====  
 PLANNING  
 =====

|  |  |                                     |
|--|--|-------------------------------------|
| ITEM NUMBER:437264 1   | PROJECT DESCRIPTION:COAST TO COAST (C2C) TRAIL ALTERNATE ROUTE FEASIBILITY STUDY | *NON-SIS*                           |
| DISTRICT:07  | COUNTY:HERNANDO  |                                     |
| ROADWAY ID:  | PROJECT LENGTH: .000   | TYPE OF WORK:BIKE PATH/TRAIL        |
|  |  | LANES EXIST/IMPROVED/ADDED: 0/ 0/ 0 |
| FUND CODE  |  |                                     |
|  |  | 2018                                |
| PHASE: PRELIMINARY ENGINEERING / RESPONSIBLE AGENCY: MANAGED BY HERNANDO COUNTY BOCC |  |                                     |
|  | SA   | 146,066                             |
| <b>TOTAL 437264 1</b>  |  | <b>146,066</b>                      |
| <b>TOTAL 437264 1</b>  |  | <b>146,066</b>                      |

|   |   |                                      |
|---|---|--------------------------------------|
| ITEM NUMBER:439335 1  | PROJECT DESCRIPTION:HERNANDO/CITRUS FY 2016/2017-2017/2018 UFWP | *NON-SIS*                            |
| DISTRICT:07   | COUNTY:HERNANDO   |                                      |
| ROADWAY ID:   | PROJECT LENGTH: .000  | TYPE OF WORK:TRANSPORTATION PLANNING |
|   |   | LANES EXIST/IMPROVED/ADDED: 0/ 0/ 0  |
| FUND CODE   |   |                                      |
|   |   | 2018                                 |
| PHASE: PRELIMINARY ENGINEERING / RESPONSIBLE AGENCY: RESPONSIBLE AGENCY NOT AVAILABLE |   |                                      |
|   | PL  | 540,599                              |
| <b>TOTAL 439335 1</b>   |   | <b>540,599</b>                       |
| <b>TOTAL 439335 1</b>   |   | <b>540,599</b>                       |

|   |   |                                      |
|---|---|--------------------------------------|
| ITEM NUMBER:439335 2  | PROJECT DESCRIPTION:HERNANDO/CITRUS FY 2018/2019-2019/2020 UFWP | *NON-SIS*                            |
| DISTRICT:07   | COUNTY:HERNANDO   |                                      |
| ROADWAY ID:   | PROJECT LENGTH: .000  | TYPE OF WORK:TRANSPORTATION PLANNING |
|   |   | LANES EXIST/IMPROVED/ADDED: 0/ 0/ 0  |
| FUND CODE   |   |                                      |
|   |   | 2018                                 |
| PHASE: PRELIMINARY ENGINEERING / RESPONSIBLE AGENCY: RESPONSIBLE AGENCY NOT AVAILABLE |   |                                      |
|   | PL  | 150,157                              |
| <b>TOTAL 439335 2</b>   |   | <b>150,157</b>                       |
| <b>TOTAL 439335 2</b>   |   | <b>150,157</b>                       |
| <b>TOTAL DIST: 07</b>   |   | <b>836,822</b>                       |
| <b>TOTAL PLANNING</b>   |   | <b>836,822</b>                       |

FLORIDA DEPARTMENT OF TRANSPORTATION  
OFFICE OF WORK PROGRAM  
ANNUAL OBLIGATIONS REPORT  
=====

MISCELLANEOUS  
=====

ITEM NUMBER: 437349 1      PROJECT DESCRIPTION: WITHLACOCHEE-DUNNELLON TRAIL CONNECTOR FM N END WITHLA. TO S END DUNN      \*NON-SIS\*  
DISTRICT: 07      COUNTY: CITRUS      TYPE OF WORK: BIKE PATH/TRAIL  
ROADWAY ID:      PROJECT LENGTH: .000      LANES EXIST/IMPROVED/ADDED: 0/ 0/ 0

| FUND<br>CODE   | 2018   |
|--|--------|
| PHASE: PRELIMINARY ENGINEERING / RESPONSIBLE AGENCY: MANAGED BY PDOT |        |
| TALT   | 85,000 |
| TOTAL 437349 1   | 85,000 |
| TOTAL 437349 1   | 85,000 |

FLORIDA DEPARTMENT OF TRANSPORTATION  
 OFFICE OF WORK PROGRAM  
 ANNUAL OBLIGATIONS REPORT  
 =====  
 MISCELLANEOUS  
 =====

ITEM NUMBER:435720 1 PROJECT DESCRIPTION:GOOD NEIGHBOR TRL CONNECTOR FM W OF SUNCOAST PKWY TO SR 50/CORTEZ BLVD \*SIS\*  
 DISTRICT:07 COUNTY:HERNANDO TYPE OF WORK:BIKE PATH/TRAIL  
 ROADWAY ID:08040000 PROJECT LENGTH: 4.075MI LANES EXIST/IMPROVED/ADDED: 6/ 0/ 0

| FUND CODE  | 2018           |
|--|----------------|
| PHASE: PRELIMINARY ENGINEERING / RESPONSIBLE AGENCY: MANAGED BY PDOT |                |
| EB   | 24,474         |
| TALL   | 15,626         |
| TALT   | 262,889        |
| <b>TOTAL 435720 1</b>  | <b>302,989</b> |
| <b>TOTAL 435720 1</b>  | <b>302,989</b> |

ITEM NUMBER:436711 1 PROJECT DESCRIPTION:EXPLORER K8 SCHOOL VARIOUS LOCATIONS \*NON-SIS\*  
 DISTRICT:07 COUNTY:HERNANDO TYPE OF WORK:SIDEWALK  
 ROADWAY ID: PROJECT LENGTH: .000 LANES EXIST/IMPROVED/ADDED: 0/ 0/ 0

| FUND CODE  | 2018           |
|--|----------------|
| PHASE: PRELIMINARY ENGINEERING / RESPONSIBLE AGENCY: MANAGED BY PDOT |                |
| SR2T   | 4,000          |
| <b>TOTAL 436711 1</b>  | <b>4,000</b>   |
| <b>TOTAL 436711 1</b>  | <b>4,000</b>   |
| <b>TOTAL DIST: 07</b>  | <b>391,989</b> |
| <b>TOTAL MISCELLANEOUS</b>   | <b>391,989</b> |

GRAND TOTAL 64,037,532

***APPENDIX B  
PERFORMANCE  
MANAGEMENT***

# **Performance Management Requirements For Hernando-Citrus Metropolitan Planning Organization Transportation Improvement Programs**

*April 2019*

---

## TABLE OF CONTENTS

---

|  |            |
|--|------------|
| <b>1 - PURPOSE.....</b>  | <b>164</b> |
| <b>2 - BACKGROUND.....</b>                                     | <b>165</b> |
| <b>3 - HIGHWAY SAFETY MEASURES (PM1).....</b>                  | <b>166</b> |
| <b>4 - PAVEMENT &amp; BRIDGE CONDITION MEASURES (PM2).....</b> | <b>170</b> |
| <b>5 - SYSTEM PERFORMANCE PROGRAM MEASURES (PM3).....</b>      | <b>173</b> |
| <b>6 - TRANSIT ASSET MANAGEMENT MEASURES.....</b>              | <b>177</b> |
| <b>7 - TRANSIT SAFETY PERFORMANCE.....</b>                     | <b>183</b> |
| <b>EXHIBIT 1: TPM CONSENSUS PLANNING DOCUMENT.....</b>         | <b>186</b> |



# 1 - PURPOSE

---

This document is incorporate in Transportation Improvement Programs (TIP) demonstrating that federal transportation performance management rules. Updates or amendments to the TIP will incorporate these measures and related information no later than:

- May 27, 2018 for Highway Safety measures (PM1);
- October 1, 2018 for Transit Asset Management (TAM) measures;
- May 20, 2019 for Pavement and Bridge Condition measures (PM2);
- May 20, 2019 for System Performance measures (PM3); and
- July 20, 2021 for Transit Safety measures.

The document is consistent with the Transportation Performance Measures Consensus Planning Document developed jointly by the Florida Department of Transportation (FDOT) and the Metropolitan Planning Organization Advisory Council. This document outlines the roles of FDOT, the MPOs, and the public transportation providers in the MPO planning areas to ensure consistency to the maximum extent practicable in satisfying the transportation performance management requirements promulgated by the United States Department of Transportation in Title 23 Parts 450, 490, 625, and 673 of the Code of Federal Regulations (23 CFR).

The document is organized as follows:

- Section 2 provides a brief background on transportation performance management;
- Section 3 covers the Highway Safety measures (PM1);
- Section 4 covers the Pavement and Bridge Condition measures (PM2);
- Section 5 covers System Performance measures (PM3); and
- Section 6 covers Transit Asset Management (TAM) measures;
- Section 7 covers Transit Safety measures.

## 2 - BACKGROUND

---

Performance management is a strategic approach to connect investment and policy decisions to help achieve performance goals. Performance measures are quantitative criteria used to evaluate progress. Performance measure targets are the benchmarks against which progress is assessed using available data. The Moving Ahead for Progress in the 21<sup>st</sup> Century Act (MAP-21) requires state departments of transportation (DOT) and metropolitan planning organizations (MPO) to conduct performance-based planning by tracking performance measures and establishing data-driven targets to improve those measures. Performance-based planning ensures the most efficient investment of transportation funds by increasing accountability, providing transparency, and linking investment decisions to key outcomes related to seven national goals:

- Improving safety;
- Maintaining infrastructure condition;
- Reducing traffic congestion;
- Improving the efficiency of the system and freight movement;
- Protecting the environment; and
- Reducing delays in project delivery.

The Fixing America's Surface Transportation (FAST) Act supplements MAP-21 by establishing timelines for state DOTs and MPOs to comply with the requirements of MAP-21. The Florida Department of Transportation (FDOT) and MPOs must coordinate when selecting PM1, PM2, and PM3 performance targets, and public transportation providers must coordinate with states and MPOs in the selection of state and MPO transit asset management and transit safety performance targets. FDOT and the MPOAC developed the TPM Consensus Planning Document to describe the processes through which FDOT, the MPOs, and the providers of public transportation in MPO planning areas will cooperatively develop and share information related to transportation performance management and target setting. The TPM Consensus Planning Document is incorporated into this Appendix as Exhibit 1.

### 3 - HIGHWAY SAFETY MEASURES (PM1)

---

Safety is the first national goal identified in the FAST Act. In March 2016, the Highway Safety Improvement Program (HSIP) and Safety Performance Management Measures Rule (Safety PM Rule) was finalized and published in the *Federal Register*. The rule requires MPOs to establish targets for the following safety-related performance measures and report progress to the state DOT:

1. Number of Fatalities;
2. Rate of Fatalities per 100M Vehicle Miles Traveled (VMT); and
3. Number of Serious Injuries;
4. Rate of Serious Injuries per 100M VMT; and
5. Number of Nonmotorized Fatalities and Serious Injuries.

#### Statewide Targets

On August 31, 2015, FDOT established statewide performance targets for the safety measures. On September 18, 2018, the Hernando-Citrus MPO agreed to support FDOT’s statewide safety performance targets, thus agreeing to plan and program projects in the TIP that once implemented, are anticipated to make progress toward achieving the statewide targets. Table 3.1 presents the statewide and MPO safety targets.

**Table 3.1. Statewide and MPO Safety Performance Targets**

|  |   | MPO Target (2019) |
|--|---|-------------------|
| Number of fatalities   | 0 | 0                 |
| Rate of fatalities per 100 million vehicle miles traveled (VMT)      | 0 | 0                 |
| Number of serious Injuries   | 0 | 0                 |
| Rate of serious injures per 100 million vehicle miles traveled (VMT) | 0 | 0                 |

|   |   |   |
|---|---|---|
| Number of non-motorized fatalities and serious injuries | 0 | 0 |
|---|---|---|

FDOT adopted Vision Zero in 2012. This, in effect, became FDOT’s target for zero traffic fatalities and quantified the policy set by Florida’s Legislature 35 years ago (Section 334.046(2), Florida Statutes, emphasis added):

*“ The mission of the Department of Transportation shall be to provide a safe statewide transportation system...”*

Safety is the first goal of the Florida Transportation Plan (FTP), the state’s long-range transportation plan, and the emphasis of Florida’s Strategic Highway Safety Plan (SHSP). The FTP, published in 2015, includes the number of transportation-related fatalities as an indicator to watch. The SHSP, published in 2012 and, most recently, in 2016, specifically embraces Vision Zero (“Driving Down Fatalities”) and identifies potential strategies to achieve zero traffic deaths. The 2016 SHSP was developed in coordination with Florida’s 27 MPOs through Florida’s Metropolitan Planning Organization Advisory Council (MPOAC). The SHSP development process included review of safety-related goals, objectives, and strategies in MPO plans. The SHSP guides FDOT, MPOs, and other safety partners in addressing safety and defines a framework for implementation activities to be carried out throughout the state.

The Florida Highway Safety Improvement Program (HSIP) annual report documents the statewide performance toward the zero deaths vision. For the 2018 HSIP annual report, FDOT established 2019 statewide safety performance targets at “0” for each safety performance measure to reflect the Department’s vision of zero deaths.

The Hernando-Citrus MPO, along with FDOT and other traffic safety partners, shares a high concern about the upward trending of traffic crashes, both statewide and nationally. As such, the Hernando-Citrus MPO supports FDOT’s statewide 2019 safety targets. The safety initiatives within this TIP are intended to contribute toward achieving these targets.

Safety performance measure targets are required to be adopted on an annual basis. FDOT, in August of each calendar year, will report the following year’s targets in the HSIP Annual Report. After FDOT adopts the targets, the MPO is required to either adopt FDOT’s targets or establish its own targets by the following February.

| Performance Measure  | 2011-2015<br>Average | 2011-2015<br>% Change | 2012-2016<br>Average | 2012-2016<br>% Change | 2013-2017<br>Average | 2013-2017<br>% Change |
|--|----------------------|-----------------------|----------------------|-----------------------|----------------------|-----------------------|
| Average Annual Fatalities <sup>1</sup>   | 49.2                 | 4.7%                  | 49.6                 | .8%                   | 54                   | 8.9%                  |
| Average Annual Serious Injuries <sup>2</sup>   | 445                  | 3.8%                  | 461.2                | 3.6%                  | 482.4                | 4.6%                  |
| Average Annual Fatality Rates <sup>3</sup>   | 1.71                 | 3.9%                  | 1.458                | -0.9%                 | 1.541                | 5.7%                  |
| Average Annual Serious Injury Rates <sup>4</sup>                                     | 13.329               | 3.1%                  | 13.560               | 1.7%                  | 13.794               | 1.7%                  |
| Average Annual Pedestrian and Bicyclist Fatalities and Serious Injuries <sup>5</sup> | 41                   | 13.3%                 | 43                   | 4.9%                  | 42.8                 | -0.5%                 |
| Average Annual Fatalities <sup>1</sup>   | 49.2                 | 4.7%                  | 49.6                 | .8%                   | 54                   | 8.9%                  |

- 
- 1 The average number of fatalities per year is the sum of the annual total fatalities for each year in the range divided by 5, to one decimal place. Fatalities are individuals listed on a Florida Traffic Crash Report (FTCR) form with injury code “5” – fatal (within 30 days).
  - 2 The average number of serious injuries per year is the sum of the annual total serious injuries for each year in the range divided by 5, to one decimal place. Serious injuries are individuals listed on an FTCT form with injury code “4” – incapacitating.
  - 3 The average fatality rate is an average of the yearly rate figures for the years in the range, to three decimal places. Each yearly rate is calculated by dividing the total number of fatalities for the year by the total traffic volume for the year. Traffic volume is expressed in 100 Million Vehicle-Miles and is the Daily Vehicle-Miles Traveled (sum for the region of the counts of vehicles per day times the length of the segments associated with the traffic) times the number of days in the year, divided by 100,000,000. This yields an annual volume of Vehicle-Miles. The number of fatalities divided by the traffic volume is the annual fatality rate. This measure averages the five annual rates within the measurement window and does NOT use the cumulative five-year fatalities over the cumulative five-year traffic volume.
  - 4 The average serious injury rate is an average of the yearly rate figures for the years in the range, to three decimal places. Each yearly rate is calculated by dividing the total number of serious injuries for the year by the total traffic volume for the year. See (3) above for an explanation of traffic volume. The same traffic volume figure is used here in the same way.
  - 5 The average serious injury rate is an average of the yearly rate figures for the years in the range, to three decimal places. Each yearly rate is calculated by dividing the total number of serious injuries for the year by the total traffic volume for the year. See (3) above for an explanation of traffic volume. The same traffic volume figure is used here in the same way.

## Trends Analysis

The TIP development process, consistent with the process used to develop the MPO’s Long-Range Transportation Plan, includes analysis of safety data trends, including the location and factors associated with crashes with emphasis on fatalities and serious injuries. These data are used to help identify regional safety issues and potential safety strategies for the LRTP and TIP.

## **Safety Programs in the TIP**

The TIP includes projects that fall into specific investment priorities established by the MPO in the LRTP to reduce crashes and fatalities. These programs are consistent with the SHS plan. This includes safety programs such as:

- Installation of school flashing signals, roadway lighting, traffic calming, traffic signals, bike lanes, sidewalks.
- Safe Routes to Schools education/enforcement activities, pedestrian/bicycle safety education.

The MPO also participates on the Community Traffic Safety Team

## **Investment Priorities in the TIP**

The TIP includes specific investment priorities that support all of the MPO's goals including safety, using a prioritization and project selection process established in the LRTP. The MPO has developed a TIP project selection process that identifies and prioritizes projects aimed at improving transportation safety.

Going forward, the project evaluation and prioritization processes used in the LRTP and the TIP will continue to use a data-driven strategy that considers stakeholder input to evaluate projects that have an anticipated effect of reducing both fatal and injury crashes.

The program of projects identified through this process are anticipated to contribute toward achievement of the safety targets. The safety infrastructure investments are targeted at specific opportunities to improve safety. This includes highway lighting, capacity, resurfacing, bicycle lane, sidewalk and intersection improvements. and safety education programs.

In addition to the specific safety programs included in the TIP, other programs also consider safety as a key factor. Safety impacts are considered in the evaluation of proposed preservation, capacity, and operations projects, including projects on Florida's Strategic Intermodal System as well as regionally significant facilities identified in the LRTP.

All projects in this TIP inherently support progress towards achieving the safety performance targets, through their adherence to the MPOs policies, programs, and standards related to safety.

## 4 - PAVEMENT & BRIDGE CONDITION MEASURES (PM2)

---

In January 2017, USDOT published the Pavement and Bridge Condition Performance Measures Final Rule, which is also referred to as the PM2 rule.

This rule establishes the following six performance measures:

1. Percent of Interstate pavements in good condition;
2. Percent of Interstate pavements in poor condition;
3. Percent of non-Interstate National Highway System (NHS) pavements in good condition;
4. Percent of non-Interstate NHS pavements in poor condition;
5. Percent of NHS bridges (by deck area) classified as in good condition; and
6. Percent of NHS bridges (by deck area) classified as in poor condition.

For the pavement measures, five pavement metrics are used to assess condition:

- International Roughness Index (IRI) - an indicator of roughness; applicable to all asphalt and concrete pavements;
- Cracking percent - percentage of the pavement surface exhibiting cracking; applicable to all asphalt and concrete pavements;
- Rutting - extent of surface depressions; applicable to asphalt pavements;
- Faulting - vertical misalignment of pavement joints; applicable to certain types of concrete pavements; and
- Present Serviceability Rating (PSR) – a quality rating applicable only to certain lower speed roads.

For each pavement metric, a threshold is used to establish good, fair, or poor condition. Pavement condition is assessed for each 0.1 mile section of the through travel lanes of mainline highways on the Interstate or the non-Interstate NHS using these metrics and thresholds. A pavement section is rated as good if all three metric ratings are good, and poor if two or more metric ratings are poor. Sections that are not good or poor are considered fair.

The good/poor measures are expressed as a percentage and are determined by summing the total lane-miles of good or poor highway segments and dividing by the total lane-miles of all highway segments on the applicable system. Pavement in good condition suggests that

no major investment is needed and should be considered for preservation treatment. Pavement in poor condition suggests major reconstruction investment is needed due to either ride quality or a structural deficiency.

The bridge condition measures refer to the percentage of bridges by deck area on the NHS that are in good condition or poor condition. The measures assess the condition of four bridge components: deck, superstructure, substructure, and culverts. Each component has a metric rating threshold to establish good, fair, or poor condition. Each bridge on the NHS is evaluated using these ratings. If the lowest rating of the four metrics is greater than or equal to seven, the structure is classified as good. If the lowest rating is less than or equal to four, the structure is classified as poor. If the lowest rating is five or six, it is classified as fair.

The bridge measures are expressed as the percent of NHS bridges in good or poor condition. The percent is determined by summing the total deck area of good or poor NHS bridges and dividing by the total deck area of the bridges carrying the NHS. Deck area is computed using structure length and either deck width or approach roadway width.

A bridge in good condition suggests that no major investment is needed. A bridge in poor condition is safe to drive on; however, it are nearing a point where substantial reconstruction or replacement is needed.

Federal rules require state DOTs and MPOs to coordinate when setting pavement and bridge condition performance targets and monitor progress towards achieving the targets. States must establish:

- Four-year statewide targets for the percent of interstate pavements in good and poor condition;
- Two-year and four-year targets for the percent of non-Interstate NHS pavements in good and poor condition; and
- Two-year and four-year targets for the percent of NHS bridges (by deck area) in good and poor condition.

MPOs must set four-year targets for all six measures. MPOs can either agree to program projects that will support the statewide targets or establish their own quantifiable targets for the MPO's planning area.

## **Statewide Targets**

On May 18, 2018, FDOT established statewide performance targets for the pavement and bridge measures. On September 18, 2018 the Hernando-Citrus MPO agreed to support FDOT's statewide pavement and bridge performance targets, thus agreeing to plan and program projects in the TIP that once implemented, are anticipated to make progress toward achieving the statewide targets. Table 4.1 shows the statewide targets:



**Table 4.1. Statewide Pavement and Bridge Condition Performance Targets**

| <b>Performance Measure</b>                                | <b>2-year<br/>Statewide<br/>Target<br/>(2019)</b> | <b>4-year<br/>Statewide<br/>Target<br/>(2021)</b> |
|---|---|---|
| Percent of Interstate pavements in good condition         | Not required                                      | 60%   |
| Percent of Interstate pavements in poor condition         | Not required                                      | 5%  |
| Percent of non-Interstate NHS pavements in good condition | 40%   | 40%   |
| Percent of non-Interstate NHS pavements in poor condition | 5%  | 5%  |
| Percent of NHS bridges (by deck area) in good condition   | 50%   | 50%   |
| Percent of NHS bridges (by deck area) in poor condition   | 10%   | 10%   |

For comparative purposes, current statewide conditions are as follows:

- 66 percent of the Interstate pavement is in good condition and 0.1 percent is in poor condition;
- 45 percent of the non-Interstate NHS pavement is in good condition and 0.4 percent is in poor condition; and
- 72 percent of NHS bridges (by deck area) is in good condition and 1 percent is in poor condition.

In determining its approach to establishing performance targets for the federal pavement and bridge condition performance measures, FDOT considered many factors. To begin with, FDOT is mandated by Florida Statute 334.046 to preserve the state’s pavement and bridges to specific standards. To adhere to the statutory guidelines, FDOT prioritizes funding allocations to ensure the current transportation system is adequately preserved and maintained before funding is allocated for capacity improvements. These statutory guidelines envelope the statewide federal targets that have been established for pavements and bridges.

In addition, MAP-21 requires FDOT to develop a Transportation Asset Management Plan (TAMP) for all NHS pavements and bridges within the state. The TAMP must include investment strategies leading to a program of projects that would make progress toward achievement of the state DOT targets for asset condition and performance of the NHS. FDOT’s TAMP was updated to reflect MAP-21 requirements in 2018.

Further, the federal pavement condition measures require a new methodology that is a departure from the methods currently used by FDOT and uses different ratings and pavement segment lengths. For bridge condition, the performance is measured in deck area under the federal measure, while the FDOT programs its bridge repair or replacement work on a bridge by bridge basis. As such, the federal measures are not directly comparable to the methods that are most familiar to FDOT.

In consideration of these differences, as well as other unknowns and unfamiliarity associated with the new required processes, FDOT took a conservative approach when establishing its initial pavement and bridge condition targets. It is the intent of FDOT to meet or exceed the established performance targets.

The Hernando-Citrus MPO TIP reflects investment priorities established in the Hernando-Citrus 2040 Long Range Transportation Plan. The focus of MPO's investments in bridge and pavement condition are listed on the List of Priority Projects listed on page 139 and 140.

The projects included in the TIP are consistent with FDOT's Five Year Work Program, and therefore to FDOT's approach to prioritize funding to ensure the transportation system is adequately preserved and maintained. Per federal planning requirements, the state selects projects on the NHS in cooperation with the MPO from the approved TIP. Given the significant resources devoted in the TIP to pavement and bridge projects, the MPO anticipates that once implemented, the TIP will contribute to progress towards achieving the statewide pavement and bridge condition performance targets.

## **5. SYSTEM PERFORMANCE, FREIGHT, & CONGESTION MITIGATION & AIR QUALITY IMPROVEMENT PROGRAM MEASURES (PM3)**

---

In January 2017, USDOT published the System Performance/Freight/CMAQ Performance Measures Final Rule to establish measures to assess passenger and freight performance on the Interstate and non-Interstate National Highway System (NHS), and traffic congestion and on-road mobile source emissions in areas that do not meet federal National Ambient Air Quality Standards (NAAQS). The rule, which is referred to as the PM3 rule, requires state DOTs and MPOs to establish targets for the following six performance measures:

### **National Highway Performance Program (NHPP)**

1. Percent of person-miles on the Interstate system that are reliable, also referred to as Level of Travel Time Reliability (LOTTR);
2. Percent of person-miles on the non-Interstate NHS that are reliable (LOTTR);

### **National Highway Freight Program (NHFP)**

3. Truck Travel Time Reliability index (TTTR);

### **Congestion Mitigation and Air Quality Improvement Program (CMAQ)**

4. Annual hours of peak hour excessive delay per capita (PHED);

5. Percent of non-single occupant vehicle travel (Non-SOV); and
6. Cumulative 2-year and 4-year reduction of on-road mobile source emissions (NO<sub>x</sub>, VOC, CO, PM<sub>10</sub>, and PM<sub>2.5</sub>) for CMAQ funded projects.

In Florida, only the two LOTTR performance measures and the TTTR performance measure apply. Because all areas in Florida meet current NAAQS, the last three listed measures above pertaining to the CMAQ Program do not currently apply in Florida. A description of the applicable measures follows.

### ***LOTTR Measures***

The LOTTR performance measure assesses the percent of person-miles traveled on the Interstate or the non-Interstate NHS that are reliable. LOTTR is defined as the ratio of longer travel times (80<sup>th</sup> percentile) to a normal travel time (50<sup>th</sup> percentile) over of all applicable roads, across four time periods between the hours of 6 a.m. and 8 p.m. each day. The measure is expressed as the percent of person-miles traveled on the Interstate or Non-Interstate NHS system that are reliable. Person-miles take into account the number of people traveling in buses, cars, and trucks over these roadway segments.

### ***TTTR Measure***

The TTTR performance measure assesses the reliability index for trucks traveling on the interstate. A TTTR ratio is generated by dividing the 95<sup>th</sup> percentile truck travel time by a normal travel time (50<sup>th</sup> percentile) for each segment of the Interstate system over specific time periods throughout weekdays and weekends. This is averaged across the length of all Interstate segments in the state or metropolitan planning organization (MPO) planning area to determine the TTTR index.

Federal rules require state DOTs and MPOs to coordinate when setting LOTTR and TTTR performance targets and monitor progress towards achieving the targets. States must establish:

- Two-year and four-year statewide targets for percent of person-miles on the Interstate system that are reliable;
- Four-year targets for the percent of person-miles on the non-Interstate NHS that are reliable<sup>6</sup>; and
- Two-year and four-year targets for truck travel time reliability

---

<sup>6</sup> Beginning with the second performance period covering January 1, 2022 to December 31, 2025, two year targets will be required in addition to four-year targets for the percent of person-miles on the non-Interstate NHS that are reliable measure.

MPOs must establish four-year targets for all three measures. MPOs can either agree to program projects that will support the statewide targets, or establish their own quantifiable targets for the MPO’s planning area.

## Statewide Targets

On May 18, 2018, FDOT established statewide performance targets for the system performance measures. On February 19, 2019, the Hernando-Citrus MPO agreed to support FDOT’s statewide system performance targets, thus agreeing to plan and program projects in the TIP that once implemented, are anticipated to make progress toward achieving the statewide targets. Table 5.1 presents the statewide and MPO targets.

**Table 5.1. Statewide System Performance and Freight Targets**

| <b>Performance Measure</b>   | <b>2-year Statewide Target (2019)</b> | <b>4-year Statewide Target (2021)</b> |
|--|---------------------------------------|---------------------------------------|
| Percent of person-miles on the Interstate system that are reliable (Interstate LOTTR)          | 75%                                   | 70%                                   |
| Percent of person-miles on the non-Interstate NHS that are reliable (Non-Interstate NHS LOTTR) | Not Required <sup>5</sup>             | 50%                                   |
| Truck travel time reliability (TTTR)   | 1.75                                  | 2.00                                  |

For comparative purposes, current statewide conditions are as follows:

- 82 percent of person-miles traveled on the Interstate are reliable;
- 84 percent of person-miles traveled on the non-Interstate are reliable; and
- 1.43 truck travel time reliability index.

In establishing these targets, FDOT reviewed external and internal factors that may affect reliability; analyzed travel time data from the National Performance Management Research Dataset (NPMRDS) for the years 2014 to 2017 and developed a sensitivity analysis indicating the level of risk for road segments to become unreliable.

The federal travel time reliability measures follow a new methodology that differ from prior Florida efforts. In addition, beginning in 2017, the NPMRDS expanded its coverage of travel segments, and a new vendor began to supply the dataset, creating a difference in reliability

performance results on non-Interstate NHS segments between pre-2017 trends and later trends. These factors create challenges for establishing a confident trend line to inform target setting for the next two to four years.

In consideration of these differences, as well as other unknowns and unfamiliarity associated with the new required processes, FDOT took a conservative approach when establishing its initial statewide system performance and freight targets. It is the intent of FDOT to meet or exceed the established performance targets. System performance and freight are addressed through several statewide initiatives:

- Florida's Strategic Intermodal System (SIS) is composed of transportation facilities of statewide and interregional significance. The SIS is a primary focus of FDOT's capacity investments and is Florida's primary network for ensuring a strong link between transportation and economic competitiveness. These facilities, which span all modes and includes highways, are the workhorses of Florida's transportation system and account for a dominant share of the people and freight movement to, from and within Florida. The SIS includes 92 percent of NHS lane miles in the state. Thus, FDOT's focus on improving performance of the SIS goes hand-in-hand with improving the NHS, which is the focus of the FHWA's TPM program. The development of the SIS Five-Year Plan by FDOT considers scores on a range of measures including mobility, safety, preservation, and economic competitiveness as part of FDOT's Strategic Investment Tool (SIT).
- In addition, FDOT's Freight Mobility and Trade Plan (FMTP) defines policies and investments that will enhance Florida's economic development efforts into the future. The FMTP's Investment Element is specifically intended to identify freight needs, identify criteria for state investments in freight, and prioritize freight investments across modes. In February 2018, FHWA approved the FMTP as FDOT's State Freight Plan.
- FDOT also developed and refined a methodology to identify freight bottlenecks on Florida's SIS on an annual basis using vehicle probe data and travel time reliability measures. Identification of bottlenecks and estimation of their delay impact aids FDOT in focusing on relief efforts and ranking them by priority. In turn, this information is incorporated into FDOT's SIT to help identify the most important SIS capacity projects to relieve congestion.

The Hernando-Citrus MPO TIP reflects investment priorities established in the Hernando-Citrus 2040 Long Range Transportation Plan. The focus of the MPO's investments that address system performance and freight can be found in the Five-Year Funded Projects of this document beginning on page 19. Those projects include:

- Corridor improvements
- Intersection improvements (on NHS roads)
- Projects evaluated in the CMP and selected for the TIP
- Investments in transit, bicycle, or pedestrian systems that promote mode shift

- Freight improvements (Interstate) that increase reliability (could include improved weigh stations, addressing identified truck bottlenecks on the Interstate, etc.).
- TSMO/ITS projects or programs
- Travel demand management programs, park and ride lots, etc.

The projects included in the TIP are consistent with FDOT's Five Year Work Program, and therefore to FDOT's approach to prioritize funding to address performance goals and targets. Per federal planning requirements, the state selects projects on the NHS in cooperation with the MPO from the approved TIP. Given the significant resources devoted in the TIP to programs that address system performance and freight, the MPO anticipates that once implemented, the TIP will contribute to progress towards achieving the statewide reliability performance targets.

## **6 - TRANSIT ASSET MANAGEMENT MEASURES**

---

### **Transit Asset Performance Measures**

On July 26, 2016, FTA published the final Transit Asset Management rule. This rule applies to all recipients and subrecipients of Federal transit funding that own, operate, or manage public transportation capital assets. The rule defines the term “state of good repair,” requires that public transportation providers develop and implement transit asset management (TAM) plans, and establishes state of good repair standards and performance measures for four asset categories: equipment, rolling stock, transit infrastructure, and facilities. The rule became effective on October 1, 2018.

Table 6.1 identifies performance measures outlined in the final rule for transit asset management.

**Table 6.1. FTA TAM Performance Measures**

| <b>Asset Category</b> | <b>Performance Measure</b>  |
|-----------------------|---|
| 1. Equipment          | Percentage of non-revenue, support-service and maintenance vehicles that have met or exceeded their Useful Life Benchmark   |
| 2. Rolling Stock      | Percentage of revenue vehicles within a particular asset class that have either met or exceeded their Useful Life Benchmark |
| 3. Infrastructure     | Percentage of track segments with performance restrictions  |
| 4. Facilities         | Percentage of facilities within an asset class rated below condition 3 on the TERM scale                                    |

For equipment and rolling stock classes, useful life benchmark (ULB) is defined as the expected lifecycle of a capital asset, or the acceptable period of use in service, for a particular transit provider’s operating environment. ULB considers a provider’s unique operating environment such as geography, service frequency, etc. and is not the same as an asset’s useful life.

Public transportation agencies are required to establish and report transit asset management targets annually for the following fiscal year. Each public transit provider or its sponsors must share its targets with each MPO in which the transit provider’s projects and services are programmed in the MPO’s TIP. MPOs are required to establish initial transit asset management targets within 180 days of the date that public transportation providers establish initial targets. However, MPOs are not required to establish transit asset management targets annually each time the transit provider establishes targets. Instead, subsequent MPO targets must be established when the MPO updates or amends the TIP or LRTP. When establishing transit asset management targets, the MPO can either agree to program projects that will support the transit provider targets, or establish its own separate regional transit asset management targets for the MPO planning area. MPO targets may differ from agency targets, especially if there are multiple transit agencies in the MPO planning area.

The TAM rule defines two tiers of public transportation providers based on size parameters. Tier I providers are those that operate rail service or more than 100 vehicles in all fixed route modes, or more than 100 vehicles or more in one non-fixed route mode. Tier II providers are those that are a subrecipient of FTA 5311 funds, or an American Indian Tribe, or have 100 or less vehicles across all fixed route modes or have 100 vehicles or less in one non-fixed route mode. A Tier I provider must establish its own transit asset management targets, as well as report performance and other data to FTA. A Tier II provider has the option to establish its own targets or to participate in a group plan with other Tier II providers whereby targets are established by a plan sponsor, typically a state DOT, for the entire group.

A total of 28 transit providers participated in the FDOT Group TAM Plan (Table 6.2). The participants in the FDOT Group TAM Plan are comprised of the Section 5311 Rural Program and open-door Section 5310 Enhanced Mobility of Seniors & Individuals with

Disabilities FDOT subrecipients. The Group TAM Plan was adopted in October 2018 and covers fiscal years 2018-2019 through 2021-2022.

**Table 6.2. Florida Group TAM Plan Participants**



| <b>District</b> | <b>Participating Transit Providers</b>  |
|-----------------|---|
| 1               | Good Wheels, Inc<br>Central Florida Regional Planning Council<br>DeSoto County Transportation   |
| 2               | Suwannee Valley Transit<br>Big Bend Transit<br>Baker County Council on Aging<br>Nassau County Transit<br>Clay Transit<br>Ride Solutions<br>Levy County Transit Ride Solutions<br>Suwannee River Economic Council (SREC) |
| 3               | Tri-County Community Council<br>Big Bend District<br>Santa Rosa Transit<br>Gulf County ARC<br>Calhoun Senior Citizen Center<br>Liberty County Transit<br>JTRANS<br>Wakulla Transit                                      |
| 4               | <i>No participating providers</i>   |
| 5               | Sumter Transit<br>Marion Transit<br>Flagler County Public Transportation  |
| 6               | Key West Transit  |
| 7               | Neighborly Care Network<br>Mid-Florida Community Service<br>ARC Tampa Bay<br>ARC Nature Coast<br>PARC   |

The Hernando-Citrus MPO area is served by two (2) transit providers: The Bus in Hernando County and the Citrus Transit in Citrus County. They are considered Tier 1 Providers and have developed a TAM Plan that can be found on pages 177 to 180 in this document.

## Public Transportation Provider Targets

On September 18, 2018, the Hernando-Citrus MPO agreed to support The Bus and Citrus Transit’s asset management targets, thus agreeing to plan and program projects in the TIP that once implemented, are anticipated to make progress toward achieving the transit provider targets.

The transit asset management targets are based on the condition of existing transit assets and planned investments in equipment, rolling stock, infrastructure, and facilities. The targets reflect the most recent data available on the number, age, and condition of transit assets, and expectations and capital investment plans for improving these assets. The tables on pages 181 and 182 summarizes both existing conditions for the most recent year available, and the targets.

**Table 6.3. Group Transit Asset Management Targets for Tier II Providers**

| Asset Category_ Performance Measure  | Asset Class                    | FY 2019 Asset Conditions | FY 2020 Performance Target |
|--|--------------------------------|--------------------------|----------------------------|
| <b>Revenue Vehicles</b>  |                                |                          |                            |
| Age -% of revenue vehicles within a particular asset class that have met or exceeded their Useful Life Benchmark (ULB) | Automobile                     | 55%                      | 45%                        |
|  | Bus                            | 15%                      | 13%                        |
|  | Cutaway Bus                    | 28%                      | 28%                        |
|  | Mini-Bus                       | 31%                      | 28%                        |
|  | Mini-Van                       | 13%                      | 11%                        |
|  | SUV                            | 0%                       | 0%                         |
|  | Van                            | 47%                      | 34%                        |
| <b>Equipment</b>   |                                |                          |                            |
| Age -% of equipment or non-revenue vehicles within a particular asset class that                                       | Non Revenue/Service Automobile | 67%                      | 67%                        |

| <b>Asset Category - Performance Measure</b>   | <b>Asset Class</b>                    | <b>FY 2019<br/>Asset<br/>Conditions</b> | <b>FY 2020<br/>Performance<br/>Target</b> |
|---|---------------------------------------|---|---|
| have met or exceeded their Useful Life Benchmark (ULB)  | Trucks and other Rubber Tire Vehicles | 50%                                     | 40%                                       |
|   | Maintenance Equipment                 | 50%                                     | 50%                                       |
|   | Routing and Scheduling Software       | 100%                                    | 100%                                      |
| <b>Facilities</b>   |                                       |   |   |
| Condition - % of facilities with a condition rating below 3.0 on the FTA Transit Economic Requirements Model (TERM) Scale | Administration                        | 0%                                      | 9%  |
|   | Maintenance                           | 6%                                      | 12%                                       |

### **Transit Asset Management in the TIP**

The Hernando-Citrus MPO's TIP was developed and is managed in cooperation with The Bus and Citrus Transit operators. It reflects the investment priorities established in the 2040 Long Range Transportation Plan

FTA funding, as programmed by the region's transit providers and FDOT, is used for programs and products to improve the condition of the region's transit assets. The focus of Hernando-Citrus MPO's investments that address transit state of good repair include projects, programs, and strategies funded in the TIP that address transit equipment, vehicles, infrastructure, or facilities in the MPO area to include:

- Bus and other vehicle purchases and replacements
- Equipment purchases and replacements
- Retrofits
- Repair, rehabilitation, and replacement of transit facilities
- Repair, rehabilitation, and replacement of transit infrastructure

Transit asset condition and state of good repair is a consideration in the methodology Hernando-Citrus MPO 2040 Long Range Transportation Plan uses to select projects for inclusion in the TIP. The TIP includes specific investment priorities that support all of the MPO's goals, including transit state of good repair, using a prioritization and project selection process established in the LRTP. This process evaluates projects that, once implemented, are anticipated to improve transit state of good repair in the MPO's planning area.

The Hernando-Citrus MPO's TIP has been evaluated and the anticipated effect of the overall program is that, once implemented, progress will be made towards achieving the transit asset performance targets. The MPO will continue to coordinate with The Bus and Citrus Transit to maintain the region's transit assets in a state of good repair.

Investment decisions for asset replacement in the FDOT Group TAM Plan inventory are made with the goal to maintain or improve the percentage of vehicles, equipment, and facilities in an adequate or better condition as indicated in Appendix 2 of the FDOT Group TAM Plan. FDOT and its subrecipient transit providers will monitor all assets for unsafe conditions. Identifying an opportunity to improve the safety of an asset, however, does not necessarily indicate an unsafe condition. When an unacceptable safety risk associated with an asset is identified, that asset will be ranked with higher investment priority to the extent practicable.

## **7 - TRANSIT SAFETY PERFORMANCE**

---

The Federal Transit Administration (FTA) established transit safety performance management requirements in the Public Transportation Agency Safety Plan (PTASP) final rule, which was published on July 19, 2018. This rule requires providers of public transportation systems that receive federal financial assistance under 49 U.S.C. Chapter 53 to develop and implement a PTASP based on a Safety Management Systems approach.

The PTASP must include performance targets for the performance measures established by FTA in the National Public Transportation Safety Plan, which was published on January 28, 2017. The transit safety performance measures are:


- Total number of reportable fatalities and rate per total vehicle revenue miles by mode.
- Total number of reportable injuries and rate per total vehicle revenue miles by mode.
- Total number of reportable safety events and rate per total vehicle revenue miles by mode.
- System reliability – mean distance between major mechanical failures by mode.

The PTASP rule takes effect on July 19, 2019. Each provider of public transportation that is subject to the rule must certify it has a PTASP, including transit safety targets for the above measures, in place no later than July 20, 2020. MPOs then have 180 days to establish transit

safety targets for the MPO planning area. Once the public transportation provider establishes targets, it must make the targets available to MPOs to aid in the planning process. The Hernando-Citrus MPO must reflect those targets in any LRTP and TIP updated on or after July 20, 2021.

Over the course of 2019-2021, the Hernando-Citrus MPO will coordinate with public transportation providers in the planning area on the development and establishment of transit safety targets. Future TIPs will include a discussion of the anticipated effect towards achieving the transit safety targets.

***EXHIBIT 1- TPM  
CONSENSUS PLANNING  
DOCUMENT***



## **Transportation Performance Measures Consensus Planning Document**

### **Purpose and Authority**

This document has been cooperatively developed by the Florida Department of Transportation (FDOT) and Florida's 27 Metropolitan Planning Organizations (MPOs) through the Florida Metropolitan Planning Organization Advisory Council (MPOAC), and, by representation on the MPO boards and committees, the providers of public transportation in the MPO planning areas.

The purpose of the document is to outline the minimum roles of FDOT, the MPOs, and the providers of public transportation in the MPO planning areas to ensure consistency to the maximum extent practicable in satisfying the transportation performance management requirements promulgated by the United States Department of Transportation in Title 23 Parts 450, 490, 625, and 673 of the *Code of Federal Regulations* (23 CFR). Specifically:

- 23 CFR 450.314(h)(1) requires that “The MPO(s), State(s), and providers of public transportation shall jointly agree upon and develop specific written procedures for cooperatively developing and sharing information related to transportation performance data, the selection of performance targets, the reporting of performance targets, the reporting of performance to be used in tracking progress toward achievement of critical outcomes for the region of the MPO, and the collection of data for the State asset management plan for the National Highway System (NHS).”
- 23 CFR 450.314(h)(2) allows for these provisions to be “Documented in some other means outside the metropolitan planning agreements as determined cooperatively by the MPO(s), State(s), and providers of public transportation.”

Section 339.175(11), Florida Statutes creates the MPOAC to “Assist MPOs in carrying out the urbanized area transportation planning process by serving as the principal forum for collective policy discussion pursuant to law” and to “Serve as a clearinghouse for review and comment by MPOs on the Florida Transportation Plan and on other issues required to comply with federal or state law in carrying out the urbanized transportation planning processes.” The MPOAC Governing Board membership includes one representative of each MPO in Florida.

This document was developed, adopted, and subsequently updated by joint agreement of the FDOT Secretary and the MPOAC Governing Board. Each MPO will adopt this document by incorporation in its annual Transportation Improvement Program (TIP) or by separate board action as documented in a resolution or meeting minutes, which will serve as documentation of agreement by the MPO and the provider(s) of public transportation in the MPO planning area to carry out their roles and responsibilities as described in this general document.

## Roles and Responsibilities

This document describes the general processes through which FDOT, the MPOs, and the providers of public transportation in MPO planning areas will cooperatively develop and share information related to transportation performance management.

Email communications will be considered written notice for all portions of this document. Communication with FDOT related to transportation performance management generally will occur through the Administrator for Metropolitan Planning in the Office of Policy Planning. Communications with the MPOAC related to transportation performance management generally will occur through the Executive Director of the MPOAC.

### 1. Transportation performance data:

- a) FDOT will collect and maintain data, perform calculations of performance metrics and measures, and provide to each MPO the results of the calculations used to develop statewide targets for all applicable federally required performance measures. FDOT also will provide to each MPO the results of calculations for each applicable performance measure for the MPO planning area, and the county or counties included in the MPO planning area.<sup>12</sup> FDOT and the MPOAC agree to use the National Performance Management Research Data Set as the source of travel time data and the defined reporting segments of the Interstate System and non-Interstate National Highway System for the purposes of calculating the travel time-based measures specified in 23 CFR 490.507, 490.607, and 490.707, as applicable.
- b) Each MPO will share with FDOT any locally generated data that pertains to the federally required performance measures, if applicable, such as any supplemental data the MPO uses to develop its own targets for any measure.
- c) Each provider of public transportation is responsible for collecting performance data in the MPO planning area for the transit asset management measures as specified in 49 CFR 625.43 and the public transportation safety measures as specified in the National Public Transportation Safety Plan. The providers of public transportation will provide to FDOT and the appropriate MPO(s) the transit performance data used to support these measures.

### 2. Selection of performance targets:

FDOT, the MPOs, and providers of public transportation will select their respective performance targets in coordination with one another. Selecting targets generally refers to the processes used to identify, evaluate, and make decisions about potential targets prior to action to formally establish the targets. Coordination will include as many of the following opportunities as deemed appropriate for each measure: in-person meetings, webinars, conferences calls, and email/written communication. Coordination will include timely

---

<sup>1</sup> When an MPO planning area covers portions of more than one state, as in the case of the Florida-Alabama TPO, FDOT will collect and provide data for the Florida portion of the planning area.

<sup>2</sup> If any Florida urbanized area becomes nonattainment for the National Ambient Air Quality Standards, FDOT also will provide appropriate data at the urbanized area level for the specific urbanized area that is designated.



sharing of information on proposed targets and opportunities to provide comment prior to establishing final comments for each measure.

The primary forum for coordination between FDOT and the MPOs on selecting performance targets and related policy issues is the regular meetings of the MPOAC. The primary forum for coordination between MPOs and providers of public transportation on selecting transit performance targets is the TIP development process.

Once targets are selected, each agency will take action to formally establish the targets in its area of responsibility.

- a) FDOT will select and establish a statewide target for each applicable federally required performance measure.
  - i. To the maximum extent practicable, FDOT will share proposed statewide targets at the MPOAC meeting scheduled in the calendar quarter prior to the dates required for establishing the target under federal rule. FDOT will work through the MPOAC to provide email communication on the proposed targets to the MPOs not in attendance at this meeting. The MPOAC as a whole, and individual MPOs as appropriate, will provide comments to FDOT on the proposed statewide targets within sixty (60) days of the MPOAC meeting. FDOT will provide an update to the MPOAC at its subsequent meeting on the final proposed targets, how the comments received from the MPOAC and any individual MPOs were considered, and the anticipated date when FDOT will establish final targets.
  - ii. FDOT will provide written notice to the MPOAC and individual MPOs within two (2) business days of when FDOT establishes final targets. This notice will provide the relevant targets and the date FDOT established the targets, which will begin the 180-day time-period during which each MPO must establish the corresponding performance targets for its planning area.
- b) Each MPO will select and establish a target for each applicable federally required performance measure. To the extent practicable, MPOs will propose, seek comment on, and establish their targets through existing processes such as the annual TIP update. For each performance measure, an MPO will have the option of either<sup>3</sup>:
  - i. Choosing to support the statewide target established by FDOT, and providing documentation (typically in the form of meeting minutes, a letter, a resolution, or incorporation in a document such as the TIP) to FDOT that the MPO agrees to plan and program projects so that they contribute toward the accomplishments of FDOT's statewide targets for that performance measure.
  - ii. Choosing to establish its own target, using a quantifiable methodology for its MPO planning area. If the MPO chooses to establish its own target, the MPO will coordinate with FDOT and, as applicable, providers of public transportation regarding the approach used to develop the target and the proposed target prior to

---

<sup>3</sup> When an MPO planning area covers portions of more than one state, as in the case of the Florida-Alabama TPO, that MPO will be responsible for coordinating with each state DOT in setting and reporting targets and associated data.

establishment of a final target. The MPO will provide FDOT and, as applicable, providers of public transportation, documentation (typically in the form of meeting minutes, a letter, a resolution, or incorporation in a document such as the TIP) that includes the final targets and the date when the targets were established.

- c) The providers of public transportation in MPO planning areas will select and establish performance targets annually to meet the federal performance management requirements for transit asset management and transit safety under 49 U.S.C. 5326(c) and 49 U.S.C. 5329(d).
- i. The Tier I providers of public transportation will establish performance targets to meet the federal performance management requirements for transit asset management. Each Tier I provider will provide written notice to the appropriate MPO and FDOT when it establishes targets. This notice will provide the final targets and the date when the targets were established, which will begin the 180-day period within which the MPO must establish its transit-related performance targets. MPOs may choose to update their targets when the Tier I provider(s) updates theirs, or when the MPO amends its long-range transportation plan by extending the horizon year in accordance with 23 CFR 450.324(c).
  - ii. FDOT is the sponsor of a Group Transit Asset Management plan for subrecipients of Section 5311 and 5310 grant funds. The Tier II providers of public transportation may choose to participate in FDOT's group plan or to establish their own targets. FDOT will notify MPOs and those participating Tier II providers following establishment of transit-related targets. Each Tier II provider will provide written notice to the appropriate MPO and FDOT when it establishes targets. This notice will provide the final targets and the date the final targets were established, which will begin the 180-day period within which the MPO must establish its transit-related performance targets. MPOs may choose to update their targets when the Tier II provider(s) updates theirs, or when the MPO amends its long-range transportation plan by extending the horizon year in accordance with 23 CFR 450.324(c).
  - iii. FDOT will draft and certify a Public Transportation Agency Safety Plan for any small public transportation providers (defined as those who are recipients or subrecipients of federal financial assistance under 49 U.S.C. 5307, have one hundred (100) or fewer vehicles in peak revenue service, and do not operate a rail fixed guideway public transportation system). FDOT will coordinate with small public transportation providers on selecting statewide public transportation safety performance targets, with the exception of any small operator that notifies FDOT that it will draft its own plan.
  - iv. All other public transportation service providers that receive funding under 49 U.S. Code Chapter 53 (excluding sole recipients of sections 5310 and/or 5311 funds) will provide written notice to the appropriate MPO and FDOT when they establish public transportation safety performance targets. This notice will provide the final targets and the date the final targets were established, which will begin the 180-day period within which the MPO must establish its transit safety

performance targets. MPOs may choose to update their targets when the provider(s) updates theirs, or when the MPO amends its long-range transportation plan by extending the horizon year in accordance with 23 CFR 450.324(c).

- v. If the MPO chooses to support the asset management and safety targets established by the provider of public transportation, the MPO will provide to FDOT and the provider of public transportation documentation that the MPO agrees to plan and program MPO projects so that they contribute toward achievement of the statewide or public transportation provider targets. If the MPO chooses to establish its own targets, the MPO will develop the target in coordination with FDOT and the providers of public transportation. The MPO will provide FDOT and the providers of public transportation documentation (typically in the form of meeting minutes, a letter, a resolution, or incorporation in a document such as the TIP) that includes the final targets and the date the final targets were established. In cases where two or more providers operate in an MPO planning area and establish different targets for a given measure, the MPO has the options of coordinating with the providers to establish a single target for the MPO planning area, or establishing a set of targets for the MPO planning area.

### 3. Reporting performance targets:

- a) Reporting targets generally refers to the process used to report targets, progress achieved in meeting targets, and the linkage between targets and decision making processes FDOT will report its final statewide performance targets to the Federal Highway Administration (FHWA) and the Federal Transit Administration (FTA) as mandated by the federal requirements.
  - i. FDOT will include in future updates or amendments of the statewide long-range transportation plan a description of all applicable performance measures and targets and a system performance report, including progress achieved in meeting the performance targets, in accordance with 23 CFR 450.216(f).
  - ii. FDOT will include in future updates or amendments of the statewide transportation improvement program a discussion of the anticipated effect of the program toward achieving the state's performance targets, linking investment priorities to those performance targets, in accordance with 23 CFR 450.218 (q).
  - iii. FDOT will report targets and performance data for each applicable highway performance measure to FHWA, in accordance with the reporting timelines and requirements established by 23 CFR 490; and for each applicable public transit measure to FTA, in accordance with the reporting timelines and requirements established by 49 CFR 625 and 40 CFR 673.
- b) Each MPO will report its final performance targets as mandated by federal requirements to FDOT. To the extent practicable, MPOs will report final targets through the TIP update or other existing documents.
  - i. Each MPO will include in future updates or amendments of its metropolitan long-range transportation plan a description of all applicable performance measures

and targets and a system performance report, including progress achieved by the MPO in meeting the performance targets, in accordance with 23 CFR 450.324(f)(3-4).

- ii. Each MPO will include in future updates or amendments of its TIP a discussion of the anticipated effect of the TIP toward achieving the applicable performance targets, linking investment priorities to those performance targets, in accordance with 23 CFR 450.326(d).
  - iii. Each MPO will report target-related status information to FDOT upon request to support FDOT's reporting requirements to FHWA.
- c) Providers of public transportation in MPO planning areas will report all established transit asset management targets to the FTA National Transit Database (NTD) consistent with FTA's deadlines based upon the provider's fiscal year and in accordance with 49 CFR Parts 625 and 630, and 49 CFR Part 673.
4. Reporting performance to be used in tracking progress toward attainment of performance targets for the MPO planning area:
- a) FDOT will report to FHWA or FTA as designated, and share with each MPO and provider of public transportation, transportation performance for the state showing the progress being made towards attainment of each target established by FDOT, in a format to be mutually agreed upon by FDOT and the MPOAC.
  - b) If an MPO establishes its own targets, the MPO will report to FDOT on an annual basis transportation performance for the MPO area showing the progress being made towards attainment of each target established by the MPO, in a format to be mutually agreed upon by FDOT and the MPOAC. To the extent practicable, MPOs will report progress through existing processes including, but not limited to, the annual TIP update.
  - c) Each provider of public transportation will report transit performance annually to the MPO(s) covering the provider's service area, showing the progress made toward attainment of each target established by the provider.
5. Collection of data for the State asset management plans for the National Highway System (NHS):
- a) FDOT will be responsible for collecting bridge and pavement condition data for the State asset management plan for the NHS. This includes NHS roads that are not on the State highway system but instead are under the ownership of local jurisdictions, if such roads exist.

*For more information, contact:*

*Mark Reichert, Administrator for Metropolitan Planning, Office of Policy Planning, Florida Department of Transportation, 850-414-4901, mark.reichert@dot.state.fl.us*

*Carl Mikyska, Executive Director, MPOAC, 850-414-4062, carl.mikyska@mpoac.org*

***APPENDIX C  
TIP  
MODIFICATIONS  
& AMENDMENTS***

***6/11/2020***  
***AMENDMENT***  
***PROJECT NUMBER***  
***443358 1***

| Descriptor        | Descriptor Information                           |
|-------------------|--|
| L RTP Objectives: | 2.2, 2.3, 3.4, 3.5, 3.9 (pages 6-8 through 6-10) |
| County:           | Citrus   |
| Type of Work:     | BIKE PATH/TRAIL                                  |
| Project Length:   | .000   |

| Fund   | <2020    | 2020           | 2021             | 2022     | 2023     | 2024     | >2024    | All Years        |
|--|----------|----------------|------------------|----------|----------|----------|----------|------------------|
| <b>Preliminary Engineering / Managed by FDOT</b> |          |                |                  |          |          |          |          |                  |
| TALN - Transportation Alts < 5K                  | 0        | 54,693         | 0                | 0        | 0        | 0        | 0        | 54,693           |
| TALT - Transportation Alts – Any Area            | 0        | 195,307        | 0                | 0        | 0        | 0        | 0        | 195,307          |
| <b>Construction/ Managed by FDOT</b>             |          |                |                  |          |          |          |          |                  |
| TALN - Transportation Alts < 5K                  | 0        | 0              | 155,043          | 0        | 0        | 0        | 0        | 155,043          |
| TALT - Transportation Alts – Any Area            | 0        | 0              | 968,427          | 0        | 0        | 0        | 0        | 968,427          |
| <b>Item 443358 1 Totals:</b>                     | <b>0</b> | <b>250,000</b> | <b>1,123,470</b> | <b>0</b> | <b>0</b> | <b>0</b> | <b>0</b> | <b>1,373,470</b> |
| <b>Project Total:</b>                            | <b>0</b> | <b>250,000</b> | <b>1,123,470</b> | <b>0</b> | <b>0</b> | <b>0</b> | <b>0</b> | <b>1,373,470</b> |

The preparation of this report has been financed in part through grant[s] from the Federal Highway Administration and Federal Transit Administration, U.S. Department of Transportation, under the State Planning and Research Program, Section 505 [or Metropolitan Planning Program, Section 104(f)] of Title 23, U.S. Code.

The contents of this report do not necessarily reflect the official views or policy of the U.S. Department of Transportation.

**Transportation Improvement Program Amendment  
FY2019/20 - 2023 /24**  
**\*\* This STIP is in an MPO Area \*\***

STIP Amendment Number:

**TIP Page Number: Attached**

On **Thursday, June 11, 2020**, the **Hernando/Citrus MPO** Metropolitan Planning Organization amended the Transportation Improvement Program that was developed and adopted in compliance with Title 23 and Title 49 in a continuing, cooperative and comprehensive transportation planning process as a condition to the receipt of federal assistance. By signature below, the MPO representative certifies that the TIP amendment was adopted by the MPO Board as documented in the supporting attachments. **This amendment will be subsequently incorporated into the MPOs TIP for public disclosure.**

The amendment does not adversely impact the air quality conformity or financial constraints of the STIP.

The STIP Amendment is consistent with the Adopted Long Range Transportation Plan. (Page Number:**TBD**)

This document has not been approved

Metropolitan Planning Organization Chairman or Designee  
[Hernando/Citrus MPO](#)

This document has not been approved

Federal Aid Management Manager or Designee

This document has not been approved

FDOT District Representative or Designee District **07**

This document has not been approved

Federal Authorization

STIP amendment criteria:

**A - The change adds new individual projects to the current STIP**

An air conformity determination must be made by the MPO on amended projects within the non-attainment or maintenance areas

**E - The MPO is not in an air quality non-attainment or maintenance area.**

**Project Name#443358-1 WITHLACOCHEE TRAIL FROM HERNANDO CL TO MARION CL**

| Status                               | ITEM   | Ver   | Description   | FY 2020      | FY 2021       | FY 2022    | FY 2023    | FY 2024   | > FY 2024 | All Years     |
|--------------------------------------|--------|-------|---|--------------|---------------|------------|------------|-----------|-----------|---------------|
|                                      | Fund   | Phase | < FY 2020   |              |               |            |            |           |           |               |
| Original STIP                        |        |       |   | 0.00         | 0.00          | 0.00       | 0.00       | 0.00      | 0.00      | 0.00          |
| Proposed Project                     | 443358 | 1 G1  | WITHLACOCHEE TRAIL FROM HERNANDO CL TO MARION CL<br>RESURFACING TRAIL - SEVERE PAVEMENT ONLY<br>MANAGED BY FDOT | 0.00         | 155,043.00    | 0.00       | 0.00       | 0.00      | 0.00      | 155,043.00    |
|                                      | TALN   | DSB   |   | 0.00         | 0.00          | 968,427.00 | 0.00       | 0.00      | 0.00      | 968,427.00    |
|                                      | TALT   | DSB   |   | 0.00         | 0.00          | 0.00       | 0.00       | 0.00      | 0.00      | 0.00          |
| Funding Source After Change          | 428030 | 3 AD  | MAP 21 TA FUNDS TRANS ALTERNATIVE FUNDS FOR ALL COUNTIES<br>MANAGED BY FDOT                                     | 0.00         | 907.00        | 15,477.00  | 55,458.00  | 55,454.00 | 0.00      | 127,296.00    |
|                                      | TALN   | CST   |   | 0.00         | 0.00          | 359,562.00 | 39,082.00  | 22,546.00 | 0.00      | 2,119,440.00  |
|                                      | TALT   | CST   |   | 0.00         | 1,133,688.00  | 564,562.00 | 359,562.00 | 39,082.00 | 22,546.00 | 0.00          |
| Funding Source Balance Before Change |        |       |   | 1,133,688.00 | 1,688,939.00  | 375,039.00 | 94,540.00  | 78,000.00 |           | 3,370,206.00  |
| Funding Source Balance After Change  |        |       |   | 1,133,688.00 | 565,469.00    | 375,039.00 | 94,540.00  | 78,000.00 |           | 2,246,736.00  |
| Net Change to Funding Source         |        |       |   |              | -1,123,470.00 |            |            |           |           | -1,123,470.00 |
| Proposed Project Before Change       |        |       |   |              |               |            |            |           |           |               |
| Proposed Project After Change        |        |       |   |              | 1,123,470.00  |            |            |           |           | 1,123,470.00  |



|                                |  |  |               |  |  |  |  |               |
|--------------------------------|--|--|---------------|--|--|--|--|---------------|
| Net Change to Project          |  |  | 1,123,470.00  |  |  |  |  | 1,123,470.00  |
| Net Change to Funding Source   |  |  | -1,123,470.00 |  |  |  |  | -1,123,470.00 |
| Net Change to Proposed Project |  |  | 1,123,470.00  |  |  |  |  | 1,123,470.00  |
| Net Change to STIP             |  |  |               |  |  |  |  |               |

**Notes:**

STIP Added on: **4/6/2020**; By: **Roger Roscoe**; Of: **FI DOT**

STIP Note Added on: **4/6/2020**; By: **Roger Roscoe**; Of: **FI DOT**; Comments: **Reason for request: NEW PROJECT being added to TIP/STIP. This project is in the TIP/STIP for design but has been changed to a design/build with the letting in the first quarter of FY2021. Since the TIP/STIP does not show funding for the construction phase it needs to be amended in (per FAMO). FAMO also suggested adding a note to the amendment with the explanation.**

STIP Updated on: **4/6/2020**; By: **Roger Roscoe**; Of: **FI DOT**

The development of this application has been financed in part through grant[s] from the Federal Highway Administration and Federal Transit Administration, U.S. Department of Transportation, under the State Planning and Research Program, Section 505 [or Metropolitan Planning Program, Section 104(f)] of Title 23, U.S. Code. The reports generated from this application do not necessarily reflect the official views or policy of the U.S. Department of Transportation.

*12 4 19*

*Hernando/Citrus MPO*

*approved TIP*

*Modification*

**Project Item Number: 401983 1**

*Table 169: Five-Year TIP 2020-2024 Descriptive Information for Project Item Number 401983 1, Hernando/Citrus MPO*

| Descriptor           | Descriptor Information  |
|----------------------|---|
| Project Item Number: | 401983 1  |
| LRTP Objectives:     | 3.1, 3.2, 3.6 (Page 6-9)  |
| District:            | 07  |
| County:              | Hernando  |
| Project Description  | HERNANDO COUNTY MPO TRANSIT PLANNING FUNDS SECTION 5303 *NON-SIS* |
| Type of Work:        | PTO STUDIES   |
| Extra Description:   | SECTION 5305 MPO TRANSPORTATION PLANNING                          |
| Project Length:      | .000  |

*Table 170: Five-Year TIP 2020-2024 Project Item Number 401983 1 Funding Table, by Fund and Phase, Hernando/Citrus MPO*

| Fund   | <2020            | 2020           | 2021          | 2022          | 2023           | 2024          | >2024    | All Years        |
|--|------------------|----------------|---------------|---------------|----------------|---------------|----------|------------------|
| <b>Planning / Managed by Hernando County MPO</b> |                  |                |               |               |                |               |          |                  |
| DDR - District Dedicated Revenue                 | 69,633           | 10,726         | 9,587         | 9,875         | 0              | 0             | 0        | 98,254           |
| DPTO - State - PTO                               | 62,932           | 0              | 0             | 0             | 10,172         | 7,596         | 0        | 80,700           |
| DS - State Primary Highways and PTO              | 5,176            | 0              | 0             | 0             | 0              | 0             | 0        | 5,176            |
| DU - State Primary / Federal Reimbursement       | 1,104,698        | 85,804         | 76,701        | 79,004        | 81,374         | 60,769        | 0        | 1,475,821        |
| LF - Local Funds                                 | 139,056          | 10,726         | 9,587         | 9,875         | 10,172         | 7,596         | 0        | 185,445          |
| <b>Item 401983 1 Totals:</b>                     | <b>1,381,495</b> | <b>107,256</b> | <b>95,875</b> | <b>98,754</b> | <b>101,718</b> | <b>75,961</b> | <b>0</b> | <b>1,845,396</b> |
| <b>Project Total:</b>                            | <b>1,381,495</b> | <b>107,256</b> | <b>95,875</b> | <b>98,754</b> | <b>101,718</b> | <b>75,961</b> | <b>0</b> | <b>1,845,396</b> |

***8 20 19 MPO approved  
Annual Roll Forward***



*Florida Department of Transportation*

RON DESANTIS  
GOVERNOR

11201 N. McKinley Drive  
Tampa, FL 33612

KEVIN J. THIBAUT, P.E.  
SECRETARY

July 22, 2019

Mr. Steve Diez  
Executive Director  
Hernando/Citrus Metropolitan Planning Organization  
1661 Blaise Drive  
Brooksville, FL 34601

Dear Mr. Diez,

The purpose of this letter is to request the MPO's approval of the Annual Roll-Forward Amendment to the adopted Transportation Improvement Program (TIP) for Fiscal Year (FY) 2020 through 2024 to reconcile differences between the TIP and the Department's Adopted Five-Year Work Program. This is a routine, annual process to assist Hernando/Citrus MPO in identifying projects that were not committed in the previous fiscal year (FY 2019) and have automatically rolled into FY 2020 of the FDOT Work Program. This amendment ensures that year one of the TIP, adopted by the Board on June 18, 2019, effective October 1, 2019, matches year one of the FDOT Work Program.

The affected projects submitted for the MPO's approval are listed in the attached Roll Forward Report.

Please acknowledge the MPO's approval of this Roll-Forward Amendment to your current TIP by signing this letter and returning it to this office for further processing. The Department appreciates your expeditious handling of this request. If you have any questions, please feel free to contact me at (813) 975-6411.

Sincerely,

Roger Roscoe, Government Liaison


Attachment: Hernando-Citrus Roll Forward Report

Approved by:

Commissioner Jeff Kinnard  
Chairman, Hernando/Citrus Metropolitan Planning Organization

8/20/19  
Date

www.fdot.gov

APPROVED AS TO FORM  
AND LEGAL SUFFICIENCY  
BY   
County Attorney's Office

Hernando/Citrus MPO

PAGE 1  
HERNANDO-CITRUS MPO

FLORIDA DEPARTMENT OF TRANSPORTATION  
OFFICE OF WORK PROGRAM  
MPO ROLL-FORWARD REPORT  
=====

DATE RUN: 07/18/2019  
TIME RUN: 07:53:51  
MERMFOFP

HIGHWAYS  
=====

ITEM NUMBER: 257165 1  
DISTRICT: 07  
EX DESC: 2 TO 4 LANES

PROJECT DESCRIPTION: US 41 (SR 45) FROM SR 44 TO N OF SR 200  
COUNTY: CITRUS

\*NON-SIS\*  
TYPE OF WORK: ADD LANES & REHABILITATE FVMNT

ROADWAY ID: 02010000

PROJECT LENGTH: 6.576MI

LANES EXIST/IMPROVED/ADDED: 3/ 3/ 3

| FUND CODE  | LESS THAN 2020   | 2020          | 2021     | 2022     | 2023     | 2024     | GREATER THAN 2024 | ALL YEARS        |
|--|------------------|---------------|----------|----------|----------|----------|-------------------|------------------|
| PHASE: PRELIMINARY ENGINEERING / RESPONSIBLE AGENCY: MANAGED BY FDOT |                  |               |          |          |          |          |                   |                  |
| BA   | 740,031          |               | 0        | 0        | 0        | 0        | 0                 | 740,031          |
| DDR  | 4,070,176        |               | 0        | 0        | 0        | 0        | 0                 | 4,070,176        |
| DIH  | 259,566          | 1,082         |          | 0        | 0        | 0        | 0                 | 260,648          |
| DS   | 158,110          |               | 0        | 0        | 0        | 0        | 0                 | 158,110          |
| SN   | 1,761,050        |               | 0        | 0        | 0        | 0        | 0                 | 1,761,050        |
| PHASE: RIGHT OF WAY / RESPONSIBLE AGENCY: MANAGED BY FDOT            |                  |               |          |          |          |          |                   |                  |
| DDR  | 93,583           |               | 0        | 0        | 0        | 0        | 0                 | 93,583           |
| DIH  | 5,740            | 79,687        |          | 0        | 0        | 0        | 0                 | 85,427           |
| DS   | 389,409          |               | 0        | 0        | 0        | 0        | 0                 | 389,409          |
| PHASE: ENVIRONMENTAL / RESPONSIBLE AGENCY: MANAGED BY FDOT           |                  |               |          |          |          |          |                   |                  |
| DS   | 62,715           |               | 0        | 0        | 0        | 0        | 0                 | 62,715           |
| <b>TOTAL 257165 1</b>  | <b>7,540,380</b> | <b>80,769</b> | <b>0</b> | <b>0</b> | <b>0</b> | <b>0</b> | <b>0</b>          | <b>7,621,149</b> |
| <b>TOTAL PROJECT:</b>  | <b>7,540,380</b> | <b>80,769</b> | <b>0</b> | <b>0</b> | <b>0</b> | <b>0</b> | <b>0</b>          | <b>7,621,149</b> |

Hernando/Citrus MPO

PAGE 2  
HERNANDO-CITRUS MPO

FLORIDA DEPARTMENT OF TRANSPORTATION  
OFFICE OF WORK PROGRAM  
MPO ROLL-FORWARD REPORT

DATE RUN: 07/18/2019  
TIME RUN: 07:53:51  
MORMFOTF

\*\*\*\*\*  
HIGHWAYS  
\*\*\*\*\*

ITEM NUMBER: 416733 2  
DISTRICT: 07  
EX DESC: 4 TO 6 LANES

PROJECT DESCRIPTION: SR 50/CORTEZ BLVD FROM COBB RD TO W OF BUCK HOPE RD  
COUNTY: HERNANDO

\*SIS\*  
TYPE OF WORK: ADD LANES & RECONSTRUCT

ROADWAY ID: 08002000

PROJECT LENGTH: 1.273MI

LANES EXIST/IMPROVED/ADDED: 4/ 4/ 2

| FUND CODE  | LESS THAN 2020    | 2020             | 2021     | 2022           | 2023             | 2024     | GREATER THAN 2024 | ALL YEARS         |
|--|-------------------|------------------|----------|----------------|------------------|----------|-------------------|-------------------|
| PHASE: PRELIMINARY ENGINEERING / RESPONSIBLE AGENCY: MANAGED BY FDOT |                   |                  |          |                |                  |          |                   |                   |
| DDR  | 23,654            | 0                | 0        | 0              | 0                | 0        | 0                 | 23,654            |
| DIH  | 72,751            | 406              | 0        | 0              | 0                | 0        | 0                 | 72,751            |
| DS   | 125,782           | 0                | 0        | 0              | 0                | 0        | 0                 | 125,782           |
| GMR  | 3,017,000         | 0                | 0        | 0              | 0                | 0        | 0                 | 3,017,000         |
| PHASE: RIGHT OF WAY / RESPONSIBLE AGENCY: MANAGED BY FDOT            |                   |                  |          |                |                  |          |                   |                   |
| DJ   | 831,374           | 542,425          | 0        | 0              | 0                | 0        | 0                 | 1,473,800         |
| DIH  | 1,451             | 76,548           | 0        | 0              | 0                | 0        | 0                 | 78,000            |
| DS   | 4,283             | 0                | 0        | 0              | 0                | 0        | 0                 | 4,283             |
| GMR  | 0                 | 284,200          | 0        | 0              | 0                | 0        | 0                 | 284,200           |
| PHASE: CONSTRUCTION / RESPONSIBLE AGENCY: MANAGED BY FDOT            |                   |                  |          |                |                  |          |                   |                   |
| D1   | 0                 | 0                | 0        | 0              | 8,564,545        | 0        | 0                 | 8,564,545         |
| DIH  | 0                 | 0                | 0        | 0              | 118,953          | 0        | 0                 | 118,953           |
| PHASE: ENVIRONMENTAL / RESPONSIBLE AGENCY: MANAGED BY FDOT           |                   |                  |          |                |                  |          |                   |                   |
| DDR  | 14,029            | 0                | 0        | 144,974        | 0                | 0        | 0                 | 159,003           |
| <b>TOTAL 416733 2</b>  | <b>4,089,918</b>  | <b>1,005,580</b> | <b>0</b> | <b>144,974</b> | <b>8,683,498</b> | <b>0</b> | <b>0</b>          | <b>13,923,970</b> |
| <b>TOTAL PROJECT:</b>  | <b>4,089,918</b>  | <b>1,005,580</b> | <b>0</b> | <b>144,974</b> | <b>8,683,498</b> | <b>0</b> | <b>0</b>          | <b>13,923,970</b> |
| <b>TOTAL DIST: 07</b>  | <b>11,630,298</b> | <b>1,086,349</b> | <b>0</b> | <b>144,974</b> | <b>8,683,498</b> | <b>0</b> | <b>0</b>          | <b>21,545,119</b> |
| <b>TOTAL HIGHWAYS</b>  | <b>11,630,298</b> | <b>1,086,349</b> | <b>0</b> | <b>144,974</b> | <b>8,683,498</b> | <b>0</b> | <b>0</b>          | <b>21,545,119</b> |
| <b>GRAND TOTAL</b>   | <b>11,630,298</b> | <b>1,086,349</b> | <b>0</b> | <b>144,974</b> | <b>8,683,498</b> | <b>0</b> | <b>0</b>          | <b>21,545,119</b> |