



Transportation Improvement Program

Fiscal Years
2021-2025



Prepared By:

Prepared By:
Hernando/Citrus
Metropolitan
Planning Organization

Approved July 9, 2020

Amended September 10, 2020

Modified January 27, 2021

Modified April 5, 2021

Blank page

HERNANDO/CITRUS METROPOLITAN PLANNING ORGANIZATION (MPO) MEMBERS – JULY 9, 2020

Hernando County

Commissioner John Allocco, Chairman
Commissioner Wayne Dukes
Commissioner Steve Champion
Commissioner Jeff Holcomb
Commissioner John Mitten, Alternate

Citrus County

Commissioner Jeff Kinnard
Commissioner Ronald Kitchen
Commissioner Scott Carnahan, Alternate
Commissioner Jimmie T. Smith, Alternate

City of Brooksville

Council Member Robert Battista
Council Member William Kemerer, Alternate

City of Crystal River

Council Member Pat Fitzpatrick, Vice-Chairman
Council Member Robert Holmes, Alternate

City of Inverness

Council Member Cabot McBride
Council Member Jacquie Hepfer, Alternate

Florida Department of Transportation, Nonvoting Advisor

David Gwynn P.E., Secretary

Table of Contents

Hernando/Citrus Metropolitan Planning Organization (MPO) Members	i	Annual Listing of Obligated Project – Appendix F.....	8
Table of Tables	vi	Public Engagement for Development of the FY2021 - FY2025 TIP.....	8
MPO Endorsement for adopting the TIP	vi	FDOT/MPO certifications	8
Introduction.....	1	Congestion Management	8
Amendments/Modifications.....	1	Local Capital Improvement Programs (CIP).....	8
Purpose Statement.....	1	Transit.....	8
Financial Plan	1	Transportation Disadvantaged Services.....	9
Project Selection Process.....	2	Glossary	10
Consistency with the 2045 LRTP and MPO Area Plans.....	2	Appendix A: TIP/STIP amendments	19
Project Prioritization by the MPO	2	Annual Roll-Forward Amendment Adopted 9-10-2020	24
Local Government Project Review.....	3	Appendix B: Performance Measures	27
FDOT Tentative 5-Year Work Program Public Hearing.....	3	Performance Measures	27
Project Priority Statement	3	Background.....	27
Performance Management – Appendix B	3	Highway Safety Measures (PM1)	28
FY 2020/2021 List of Priority Project	5	Statewide Safety Targets.....	28
Major Project.....	5	Trends Analysis	31
Transportation Alternatives	6	Safety Programs in the TIP	31
Fiscal Summary of TIP Project for FY 2020/21-2024/25....	6	Investment Priorities in the TIP	31
Five Year Funded Project – Appendix E.....	7	Pavement & Bridge Condition Measures (PM2).....	32
Project on the Strategic Intermodal System (SIS).....	7	PM-2 Performance Measures	32
Non- SIS Project.....	7	Pavement Measures	32
Disclaimer.....	7	Statewide Pavement and Bridge Targets	33
		System Performance, Freight, & Congestion Mitigation & Air Quality Improvement Program Measures (PM3).....	35

National Highway Performance Program (NHPP).....	35	
National Highway Freight Program (NHFP).....	35	
Congestion Mitigation and Air Quality Improvement Program (CMAQ).....	35	
LOTTR Measures.....	35	
TTTR Measure.....	35	
Statewide PM-3 Targets.....	36	
Transit Asset Management Measures	Transit Asset Performance Measures.....	39
FTA TAM Performance Measures	39	
Public Transportation Provider Targets.....	41	
Transit Asset Management in the TIP.....	42	
Hernando/Citrus MPO Transit Asset Management Targets..	43	
TAM Performance Measures and Targets, Hernando County: Age.....	43	
TAM Performance Measures and Targets, Citrus County: Age	45	
Transit Safety Performance.....	47	
Appendix C: FY2020 – FY 2021 List of Priority Projects	48	
Appendix D: TIP Fiscal Summary.....	53	
Appendix E: Five Year Funded Project.....	57	
FDOT Five Year Work Program.....	57	
Appendix F: Annual Listing of Obligated Project.....	99	
Highway	99	
Miscellaneous	113	
Planning.....	115	

Appendix G: Local Agency Capital Improvement Programs	117
Hernando County	117
Citrus County.....	130
Appendix H: Transit	133
Hernando County	133
Appendix I: Transportation Disadvantaged.....	135
Appendix J: Transportation Performance Measures Consensus Planning Document.....	137

TABLE OF TABLES

Table 1: Major Capacity Congestion Problems Scheduled for Production in FY 2021	5	Table 14: Percentage of Equipment in Citrus County, Florida that have met or exceeded their ULB, by Equipment Type and Target Year, 2019 to 2023	46
Table 2: Transportation Alternative Project were initiated or scheduled for a production phase in FY 2021	6	Table 15: Percentage of Facilities in Citrus County, Florida that have met or exceeded their ULB, by Facility Type and Target Year, 2019 to 2023.....	46
Table 3: State of Florida and MPO Safety Performance Targets.....	29	Table 16: 5 Year TIP Fund Summary District 7.....	53
Table 4: Historic Averages for Performance Measures, Hernando/Citrus MPO	30	Table 17: Fiscal Constraint Total Project Costs and Revenue by year, Hernando Citrus MPO Area.....	56
Table 5: Statewide Pavement and Bridge Condition Performance Targets	34	Table 18: Item Number: 257165 3.....	57
Table 6: Statewide System Performance and Freight Targets	36	Table 19: Item Number: 257165 4.....	58
Table 7: Transit Asset Performance Measures	39	Table 20: Item Number: 257165 5.....	58
Table 8: Florida Group TAM Plan Participants.....	40	Table 21: Item Number: 405822 5.....	59
Table 9: Group Transit Asset Management Targets for Tier II Providers	41	Table 22: Item Number: 432582 1.....	59
Table 10: Percentage of Revenue Vehicles in Hernando County, Florida that have met or exceeded their ULB, by Revenue Vehicle Type and Target Year, 2019 to 2023.....	43	Table 23: Item Number: 435295 2.....	60
Table 11: Percentage of Equipment in Hernando County, Florida that have met or exceeded their ULB, by Equipment Type and Target Year, 2019 to 2023	44	Table 24: Item Number: 437514 2.....	60
Table 12: Percentage of Facilities in Hernando County, Florida that have met or exceeded their ULB, by Facility Type and Target Year, 2019 to 2023	44	Table 25: Item Number: 439698 1.....	61
Table 13: Percentage of Revenue Vehicles in Citrus County, Florida that have met or exceeded their ULB, by Revenue Vehicle Type and Target Year, 2019 to 2023.....	45	Table 26: Item Number: 439706 1.....	61
		Table 27: Item Number: 439707 1.....	62
		Table 28: Item Number: 441090 1.....	62
		Table 29: Item Number: 441091 1.....	63
		Table 30: Item Number: 441092 1.....	63
		Table 31: Item Number: 441093 1.....	64
		Table 32: Item Number: 441095 1.....	64

Table 33: Item Number: 441104 1.....	65	Table 57: Item Number: 405270 3.....	80
Table 34: Item Number: 441105 1.....	65	Table 58: Item Number: 442764 1.....	81
Table 35: Item Number: 441665 1.....	66	Table 59: Item Number: 405270 1.....	82
Table 36: Item Number: 443358 1.....	66	Table 60: Item Number: 438747 5.....	83
Table 37: Item Number: 443411 1.....	67	Table 61: Item Number: 438747 4.....	83
Table 38: Item Number: 443981 1.....	67	Table 62: Item Number: 439335 3.....	84
Table 39: Item Number: 445661 1.....	68	Table 63: Item Number: 439335 4.....	84
Table 40: Item Number: 446606 1.....	68	Table 64: Item Number: 439335 5.....	84
Table 41: Item Number: 446607 1.....	69	Table 65: Item Number: 259756 1.....	85
Table 42: Item Number: 446610 1.....	69	Table 66: Item Number: 405298 1.....	85
Table 43: Item Number: 416733 2.....	70	Table 67: Item Number: 400490 1.....	85
Table 44: Item Number: 416735 1.....	71	Table 68: Item Number: 401185 1.....	86
Table 45: Item Number: 433714 1.....	72	Table 69: Item Number: 446838 1.....	86
Table 46: Item Number: 442835 1.....	73	Table 70: Item Number: 446840 1.....	86
Table 47: Item Number: 437264 2.....	74	Table 71: Item Number: 432997 1.....	87
Table 48: Item Number: 437484 1.....	75	Table 72: Item Number: 436829 1.....	87
Table 49: Item Number: 438651 1.....	75	Table 73: Item Number: 436830 1.....	87
Table 50: Item Number: 439448 1.....	76	Table 74: Item Number: 438511 1.....	88
Table 51: Item Number: 439508 1.....	76	Table 75: Item Number: 440559 1.....	88
Table 52: Item Number: 439509 1.....	77	Table 76: Item Number: 444482 1.....	88
Table 53: Item Number: 440064 1.....	77	Table 77: Item Number: 446799 1.....	89
Table 54: Item Number: 441103 1.....	78	Table 78: Item Number: 446802 1.....	89
Table 55: Item Number: 441107 1.....	78	Table 79: Item Number: 446803 1.....	89
Table 56: Item Number: 441386 1.....	79	Table 80: Item Number: 438513 1.....	90

Table 81: Item Number: 438514 1.....	90	Table 105: Project Information Item 411011 2.....	101
Table 82: Item Number: 444468 1.....	90	Table 106: Funding Information Item 411011 2.....	101
Table 83: Item Number: 446806 1.....	91	Table 107: Project Information Item 411011 4.....	101
Table 84: Item Number: 447027 5.....	92	Table 108: Funding Information Item 411011 4.....	101
Table 85: Item Number: 447027 4.....	92	Table 109: Project Information Item 411012 2.....	102
Table 86: Item Number: 402628 1.....	93	Table 110: Funding Information Item 411012 2.....	102
Table 87: Item Number: 402628 2.....	93	Table 111: Project Information Item 416732 3.....	102
Table 88: Item Number: 402628 4.....	94	Table 112: Funding Information Item 416732 3.....	102
Table 89: Item Number: 438845 1.....	94	Table 113: Project Information Item 416732 4.....	103
Table 90: Item Number: 401982 1.....	95	Table 114: Funding Information Item 416732 4.....	103
Table 91: Item Number: 401982 2.....	95	Table 115: Project Information Item 416735 1.....	103
Table 92: Item Number: 401983 1.....	96	Table 116: Funding Information Item 416735 1.....	103
Table 93: Item Number: 408104 1.....	96	Table 117: Project Information Item 427996 3.....	104
Table 94: Item Number: 408715 1.....	97	Table 118: Funding Information Item 427996 3.....	104
Table 95: Item Number: 447027 5.....	98	Table 119: Project Information Item 427996 4.....	104
Table 96: Item Number: 447027 4.....	98	Table 120: Funding Information Item 427996 4.....	104
Table 97: Project Information Item 257298 3.....	99	Table 121: Project Information Item 427996 5.....	105
Table 98: Funding Information Item 257298 3.....	99	Table 122: Funding Information Item 427996 5.....	105
Table 99: Project Information Item 257298 5.....	99	Table 123: Project Information Item 430021 1.....	105
Table 100: Funding Information Item 257298 5.....	99	Table 124: Funding Information Item 430021 1.....	105
Table 101: Project Information Item 257298 6.....	100	Table 125: Project Information Item 430051 2.....	106
Table 102: Funding Information Item 257298 6.....	100	Table 126: Funding Information Item 430051 2.....	106
Table 103: Project Information Item 405822 3.....	100	Table 127: Project Information Item 430583 1.....	106
Table 104: Funding Information Item 405822 3.....	100	Table 128: Funding Information Item 430583 1.....	106

Table 129: Project Information Item 432581 1.....	107	Table 153: Project Information Item 430503 1.....	113
Table 130: Funding Information Item 432581 1.....	107	Table 154: Funding Information Item 430503 1.....	113
Table 131: Project Information Item 432720 1.....	107	Table 155: Project Information Item 430504 1.....	113
Table 132: Funding Information Item 432720 1.....	107	Table 156: Funding Information Item 4.0504 1.....	113
Table 133: Project Information Item 433695 1.....	108	Table 157: Project Information Item 436711 1.....	114
Table 134: Funding Information Item 433695 1.....	108	Table 158: Funding Information Item 436711 1.....	114
Table 135: Project Information Item 434309 1.....	108	Table 159: Project Information Item 437349 1.....	114
Table 136: Funding Information Item 434309 1.....	108	Table 160: Funding Information Item 437349 1.....	114
Table 137: Project Information Item 435273 1.....	109	Table 161: Project Information Item 438747 4.....	115
Table 138: Funding Information Item 435273 1.....	109	Table 162: Funding Information Item 438747 4.....	115
Table 139: Project Information Item 436708 1.....	109	Table 163: Project Information Item 438747 5.....	115
Table 140: Funding Information Item 436708 1.....	109	Table 164: Funding Information Item 438747 5.....	115
Table 141: Project Information Item 436710 1.....	110	Table 165: Project Information Item 439335 1.....	116
Table 142: Funding Information Item 436710 1.....	110	Table 166: Funding Information Item 439335 1.....	116
Table 143: Project Information Item 439508 1.....	110	Table 167: Project Information Item 439335 2.....	116
Table 144: Funding Information Item 439508 1.....	110	Table 168: Funding Information Item 439335 2.....	116
Table 145: Project Information Item 439509 1.....	111	Table 169: 2019 Annual Obligated Funds, FDOT District 07 Hernando/Citrus MPO	116
Table 146: Funding Information Item 439509 1.....	111	Table 170: Hernando County Capacity Improvement Projects	117
Table 147: Project Information Item 439698 1.....	111	Table 171: Hernando County Surface Treatment Projects ...	118
Table 148: Funding Information Item 439698 1.....	111	Table 172: Hernando County Other Capital Projects	119
Table 149: Project Information Item 439699 1.....	112	Table 173: Hernando County Pavement Management Collector Projects.....	120
Table 150: Funding Information Item 439699 1.....	112		
Table 151: Project Information Item 441104 1.....	112		
Table 152: Funding Information Item 441104 1.....	112		

Table 174: Hernando County Pavement Management Residential Projects.....	121
Table 175: Hernando County Stormwater Projects	122
Table 176: Hernando County Signal Systems/Sidewalks (non-grant) Projects	124
Table 177: Hernando County Aquatic/Waterways Projects .	127
Table 178: Hernando County DPW Capital Projects	127
Table 179: Hernando County Grant Funded Projects.....	127
Table 180: Hernando County MBSU Projects.....	128
Table 181: Hernando County Capital Improvement Program Totals.....	129
Table 182: Hernando County Transit System (TheBus) - Tentative Capital Projects Transportation Improvement Program FY 2021 - FY 2025	133
Table 183: Hernando County Transit System (TheBus) - Tentative Capital Projects Funding Sources Transportation Improvement Program FY 2021 - FY 2025.....	133
Table 184: Hernando County Transit System (TheBus) - Tentative Operating Expenses* & Funding Sources Transportation Improvement Program FY 2021 - FY 2025 .	134
Table 185: Citrus County Transportation Disadvantaged Five Year Work Program FY 2021-2025	135
Table 186: Hernando County Transportation Disadvantaged Five Year Work Program FY 2021-2025	135

Steven Diez, MPO Executive Director

The preparation of this report has been financed in part through grant[s] from the Federal Highway Administration and Federal Transit Administration, U.S. Department of Transportation, under the State Planning and Research Program, Section 505 [or Metropolitan Planning Program, Section 104(f)] of Title 23, U.S. Code. The contents of this report do not necessarily reflect the official views or policy of the U.S. Department of Transportation.

ADOPTION: JULY 9, 2020

AMENDED: SEPTEMBER 10, 2020

MODIFIED: JANUARY 27, 2021

MODIFIED: APRIL 5, 2021

MPO ENDORSEMENT FOR ADOPTING THE TIP

HERNANDO/CITRUS MPO TRANSPORTATION IMPROVEMENT PROGRAM


(FISCAL YEARS 2020/2021-2024/2025)


This document was prepared by the Hernando/Citrus Metropolitan Planning Organization (MPO) Staff, and was developed consistent with State/Federal Requirements, in cooperation with the Florida Department of Transportation (FDOT) District Seven Office, Hernando County Transportation Services, the Citrus County Engineering Division, the City of Brooksville, the City of Crystal River, and the City of Inverness.

The Hernando/Citrus MPO, at its regular meeting on July 9, 2020, endorsed the FY 2020/21-2024/25 Hernando/Citrus Transportation Improvement Program (TIP).

Further, it is hereby certified that the planning process of the Hernando/Citrus Area Transportation Study is being carried on in conformance with the provisions of 23 C.F.R. 450, 23 U.S.C. 134, and 339.175 (7) F.S.

This certification determination is being made based on an in-depth review, utilizing a checklist provided by FDOT and covering all aspects of the transportation planning process in the Spring Hill Urbanized Area, the Homosassa Springs-Beverly Hills- Citrus Springs Urbanized Area, and the remainder of Hernando County and Citrus County.


John Allocco, MPO Chairman
July 9, 2020

APPROVED AS TO FORM
AND LEGAL SUFFICIENCY
BY 
MPO Attorney

INTRODUCTION

The Hernando/Citrus Transportation Improvement Program (TIP) is developed and updated annually as part of the Hernando/Citrus Area Transportation Study Certification Process. Preparation and maintenance of the TIP is one of several prerequisites to continued receipt of Federal Assistance for Transportation Improvements.

The TIP, a multi-modal program consisting of improvements recommended from the transportation systems management and long-range elements of the Transportation Plan, is developed through a continuing comprehensive and coordinated effort involving the Florida Department of Transportation (FDOT). The FDOT's Final Tentative 5-Year Work Program is the basic input source for the Strategic Intermodal System (SIS), National Highway System (NHS), non-NHS, and Mass Transit portions of the TIP. Data required for the balance of the TIP is assembled from input provided through the Technical Advisory Committee (TAC), the Transportation Systems Operations Committee, the Bicycle/Pedestrian Advisory Committee (BPAC), and the Citizens Advisory Committee (CAC).

AMENDMENTS/MODIFICATIONS

At times, the TIP may require changes that are necessitated by the addition of a new Project to the FDOT 5-Year Work Program that is not yet in the TIP or changes due to monetary revisions to the State's Budget. Such changes are reflected in the TIP through amendments. Proposed amendments are generally presented to the public as part of the MPO's regularly advertised meetings. Copies of the proposed amendments are made part of the agenda package which is available for public review on the MPO's website. After approval by the MPO, amendments are attached at the end of the original TIP and submitted to the State for inclusion in the STIP. Modifications are informal changes which will be tracked with Amendments in Appendix A.

PURPOSE STATEMENT

The purpose of the TIP is to provide a prioritized listing of transportation Project covering a period of five years that is consistent with the Long Range Transportation Plan (LRTP). The TIP also contains all transportation Project within the designated metropolitan planning area to be funded through 23 U.S.C. and 49 U.S.C. Chapter 53 and includes all regionally significant Project regardless of funding source.

FINANCIAL PLAN

The TIP is developed by the MPO in cooperation with the State and the public transit operators, who will provide the MPO with estimates of available Federal and State funds in order for the MPO to develop the financial plan. [23 C.F.R. 450.326(a) and s.339.175(8), F.S.

Federally funded Project identified in the TIP can be implemented using current and proposed revenue sources based on the FDOT's Tentative Work Program. As required by federal and state law, a summary of available funds by funding category and Project type for the state and federally funded Project contained within the TIP has been included [23 CFR. 450.324(a) and Subsection 339.175(8), F. S.] The detailed Project listing and financial summary contain system-level estimates of costs and revenue sources that are reasonably expected to be available to adequately operate and maintain Federal-aid highways (as defined by 23 U.S. C. 101(a)(5)) and public transportation (as defined by title 49 USC. Chapter 53) [23 CFR 450.324 (h)].

The TIP is a financially constrained plan for each year from FY 2020/2021 – 2024/2025 (See Appendix D, Table 16: Five-Year TIP Fund Summary for the FDOT District 7 by Fund Name, 2021-2025 on page 45). Current and proposed Federal, State and locally dedicated revenue sources are reliable and provide a high level of assurance that the Tentative Work Program will be fully

implemented. The TIP is also financially constrained for all locally funded Project. For all Project in the TIP, costs and revenues are shown in Year of Expenditure (YOE) dollars.

PROJECT SELECTION PROCESS

The federally funded Project included within this TIP were selected in accordance with Title 23, CFR 450.330(b). The Project selection process with the FDOT, FHWA, FTA, the Hernando/Citrus MPO, the Local Transit Agencies, Community Transportation Coordinators (CTCs), and the municipalities within the MPOs urbanized area. The result of the Project selection process was the adoption of a State of Florida Department of Transportation Five Year Work Program for FY 2020/2021 - 2024/2025. Project funded by Title 23 and Title 49 funds and all regionally significant Project in this TIP reflect year of expenditure (YOE) costs based on the year in which funding is anticipated to be available consistent with the requirements of 23 CFR Part 450.324(a) and 339.175(8), F.S.

The Project selection process used for adoption of the Hernando/Citrus MPO TIP is based upon the requirements of the Federal surface transportation legislation of 2015, Fixing America's Surface Transportation FAST Act.

The adopted Hernando/Citrus MPO TIP is consistent with the following FHWA work program requirements:

Consistency with the 2045 LRTP and MPO Area Plans

Regarding Project selection, the adopted Hernando/Citrus TIP is consistent with the following FHWA work program development requirements:

- Only major categories of federal and state funding are included within the TIP.

- The federally funded Project within the TIP have been reviewed and found to be consistent with the MPO priorities as determined through the Project selection process.
- The Project selected for the Hernando/Citrus TIP are consistent with:
 - FDOT's 5-Year Work Program and SIS Plan
 - The Brooksville-Tampa Bay Regional, Crystal River and Inverness Airport Master Plans
 - Hernando/Citrus MPO 2045 Long Range Transportation Plan
 - FY 2020-2029 Hernando County Transit Development Plan
 - Transportation Disadvantaged Program as incorporated in the Transportation Disadvantaged Service Plan (TDSP) for both Hernando County and Citrus County
 - FY 2016-2025 Citrus County Transit Development Plan
- Review of adopted comprehensive plans of the five affected local governments which include Hernando County, Citrus County, the City of Brooksville, the City of Crystal River, and the City of Inverness. Based upon the Project selection process and anticipated funding levels from Federal, State, and local funding sources are reasonably expected to be available for all Project within the Transportation Project Listings.

Project Prioritization by the MPO

Each year, the Hernando/Citrus MPO is responsible for developing a list of Priority Transportation Project and submitting the list to the Florida Department of Transportation (FDOT) for

consideration during the development of the Five Year Work program for the MPO area. The MPO, working through its Technical Advisory, Bicycle/Pedestrian Advisory, and Citizens Advisory committees (a part of the public involvement process), prioritized Project on the State Highway System based upon Project identified through the Cost Feasible Plan of the Long Range Transportation Plan. Prioritization includes a technical analysis of State maintained roadways considering such variables as level of service, performance measure evaluation, cost of upgrading the facility (including resiliency factors), and Project connectivity with the existing roadway system.

This prioritization will also incorporate Complete Streets elements that rely on FDOT's Context Classification process. This will allow FDOT to review Project on the state system with the goal of applying Complete Street treatments wherever possible. On local facilities, it would also allow the MPO to suggest Complete Street treatments to the extent possible.

Local Government Project Review

As part of the local adoption of the Hernando/Citrus MPO TIP, the process includes a public hearing, as well as review by the MPOs Technical Advisory Committee (TAC), Citizens Advisory Committee (CAC) and Bicycle/Pedestrian Advisory Committees (BPAC). The TIP adoption process enables a Project prioritization selection to be completed by the MPO, adequate funding to be anticipated, and Project phasing to be developed.

FDOT Tentative 5-Year Work Program Public Hearing

FDOT conducted an on-line Public Meeting for the Tentative Work Program that provided interactive maps, videos, downloadable/searchable documents, and opportunity to comment on Project in the Tentative Work Program. FDOT also presented highlights from the Tentative 5-Year Work Program at MPO Board and committee meetings in the Fall of 2019, making

all documents and maps available and held a full-day open house at FDOT headquarters in Tampa. The public was encouraged to submit comments through the D7 Work Program website or by mailing in comments.

Project Priority Statement

The development of the FDOT Tentative 5-Year Work Program includes Project approved by the MPO on the List of Priority Project (LOPP). The LOPP for the MPO includes a list of Major Improvement & Congestion Management Project, and Transportation Alternatives Project. These lists contain Project that are considered of highest priority for improvement by the MPO and its advisory committees. The criteria for the ranking of transportation Project include existing and Projected facilities levels of service; safety considerations; anticipated funding levels; ability to complete the Project; and overall modal performance and system connectivity. Consistent with federal requirements and the LRTP, the prioritization process considers the recommendations of the MPO's advisory committees. Also consistent with the adopted Public Participation Plan (PPP), the MPO holds at least one public meeting prior to the TIP adoption. The MPO List of Priority Project approved by the MPO on June 18, 2019, and submitted to the FDOT for the development of their FY 2021-2025 Tentative Work Program can be found in Appendix C.

Performance Management – Appendix B

The TIP considers potential Project that fall into specific investment priorities established by the MPO in the LRTP. For the Hernando/Citrus MPO this includes safety programs such as:

- Continued involvement and support for the Community Traffic Safety Team (CTST) and/or the Safe Routes to Schools (SRTS) Program to address infrastructure or behavior safety.

-
- Infrastructure examples: Installation of school flashing signals, roadway lighting, traffic calming, traffic signals.
 - Behavioral safety examples: SRTS education/enforcement activities, pedestrian/bicycle safety education.

The TIP includes specific investment priorities that support each of the MPO's goals including safety, using a prioritization and Project selection process established in the LRTP. The TIP prioritization process continues to use a data-driven method and stakeholder input to evaluate Project that have an anticipated effect of reducing both fatal and injury crashes. The MPO's goal of reducing fatal and severe injury crashes is linked to this investment plan and the process used in prioritizing the Project is consistent with Federal requirements. The Federally required performance measures were incorporated into the Hernando/Citrus MPO's Congestion Management Process initially in 2017 and have been updated as required by law. The specific performance measures address the following:

- Safety (Fatalities and Severe Injuries)
- System Performance (Reliable Travel Time)
- Goods Movement (Reliable Travel Time for Trucks)
- System Preservation (Pavement and Bridge Condition)
- Transit Asset Management

State DOTs are required to establish statewide targets for the required performance measures and MPOs have the option to support the statewide targets or adopt their own. Currently, the Hernando/Citrus MPO has adopted the FDOT performance targets to be in compliance as shown in Performance Management Requirements for *Hernando/Citrus Metropolitan Planning Organization Transportation Improvement Programs*.

These performance measures and targets only apply to the National Highway System which includes the Interstate Highway

System and typically the Principal Arterials. NHS roadways in Citrus and Hernando Counties include:

- Interstate 75
- Suncoast Parkway
- US 19
- US 41
- US 98
- US 301
- SR 44
- SR 50
- SR 200
- CR 485 (Cobb Road)

More detailed information regarding the performance measures can be found in Appendix B.

FY 2020/2021 LIST OF PRIORITY PROJECT

The FY 2020/2021 List of Priority Project (LOPP) for the Hernando Citrus MPO were submitted to the FDOT for development of the FY 2021-2025 Work Program. The LOPPs are included as part of Appendix C.

Major Project

The following Major Capacity/Congestion Project were initiated or scheduled for a production phase in FY 2021

Table 1: Major Capacity Congestion Problems Scheduled for Production in FY 2021

FACILITY	FROM	TO	ACTIVITY	PROJECT PHASE	YEAR
Suncoast Parkway II (SR 589)	SR 44	CR 486	New 4 lane Toll Road	CONST	2023
SR 50 Bypass	CR 485 (Cobb Rd.)	W. of Buck Hope Road	Add 2 lanes (existing 4)	CONST	2023
SR 50 Bypass	W. of Buck Hope Road	Jefferson Street (50A)	Add 2 lanes (existing 4)	CONST	2024
US 41 (SR 45) (N. Florida Ave.)	SR 44 (E. Gulf to Lake Hwy.)	S of Withlacoochee Trail Bridge	Add 2 lanes (existing 2)	CONST	2023
US 41 (SR 45) (N. Florida Ave.)	S of Withlacoochee Trail Bridge	Live Oak Ln.	Add 2 lanes (existing 2)	ROW	2020-2021
US 41 (SR 45) (N. Florida Ave.)	Live Oak Ln.	Arlington St.	Add 2 lanes (existing 2)	ROW	2024
SR 50 (Cortez Blvd.)	US 301/SR 35 (Treiman Blvd.)	Hernando/Sumter Co. Line	Add 2 lanes (existing 2)	ADV ROW	2022

Transportation Alternatives

The following Transportation Alternative Project were initiated or scheduled for a production phase in FY 2021

Table 2: Transportation Alternative Project were initiated or scheduled for a production phase in FY 2021

PROJECT/CORRIDOR	FROM	TO	PROJECT TYPE	PROJECT PHASE/YEAR
GNT Gap Connector Trail - Multi-Use Trail	SR50/Cortez Blvd.	GNT	ST	CST 2022
Deltona Blvd. - Sidewalk	Elgin Blvd.	SR 50	TA	CST 2022
E. Linden Dr.- Sidewalk	Coronado Dr.	Spring Hill Dr.	TA	CST 2021
Elgin Blvd. - Sidewalk	Deltona Blvd.	Mariner Blvd.	TA	CST 2022
S Linden Dr. - Sidewalk	County Line Rd.	Spring Hill Dr.	TA	CST 2024
US 19/SR 55/S. Suncoast Blvd. - Multi-Use Trail	Hernando/Citrus County Line	W. Green Acres St.	RRR	CST 2021
Forest Ridge Elementary - Phase I Sidewalk	W. Norvell Bryant Hwy (CR 486)	W. Lake Beverly Dr.	SRTS	CST 2021
Forest Ridge Elementary – Phase II Sidewalk	W. Beverly Drive	W. Colbert Court	SRTS	PE 2024
N Turkey Oak Dr.	SR 44	US 19	SRTS	CST 2021
Withlacoochee State Trail (WST) - Rehabilitation	Hernando/Citrus County Line	Citrus/Marion County Line	TA	RRR 2021 Severe areas
Eastside Elementary - Sidewalk	w/n 2-mile radius of school		SRTS	CST 2024
Fox Chapel Middle School - Sidewalk	w/n 2-mile radius of school		SRTS	CST 2024
W. Landover Blvd.	Northcliffe Blvd.	Elgin Blvd.	TA	CST 2023

Fiscal Summary of TIP Project for FY 2020/21-2024/25

The TIP is based on input from the FDOT. It incorporates all the major bridge, highway, rail, intersection, maintenance, repair, reconstruction, replacement, transit, and new construction Project currently programmed for accomplishment with State and/or Federal funds in the Hernando/Citrus MPO Area. The summary can be found in Appendix D.

Specifically included are Project on the Interstate, National Highway System (NHS), and Strategic Intermodal System (SIS). Also included are Project on all other (non-interstate and non-NHS) categories of roads that needed to be highlighted.

The primary purpose of this section is to provide details of area priorities, funding, phasing, cost estimates, and the timings of the Hernando/Citrus MPO improvements Projected for

implementation for Surface Transportation Program (STP) and other non-local funds.

FIVE YEAR FUNDED PROJECT – APPENDIX E

Project on the Strategic Intermodal System (SIS)

The normal Project production sequence is to have a Project Development and Environment (PD&E) phase, a Design (PE) phase, a Right of Way (ROW) phase, and a Construction (CST) phase. Some Project may not have a ROW phase if land is not needed to complete the Project. Costs on the TIP pages for Project on the SIS will have historical costs, five years of the current TIP and five years beyond the current TIP. If there is no CST phase on the TIP page, then the entry will probably not be reflective of the total Project cost. For some Project, such as resurfacing, safety or operational Project, there may not be a total cost provided but rather additional details on that program.

The SIS is a network of high priority transportation facilities which includes the State’s largest and most significant commercial service airports, spaceport, deep-water seaports, freight rail terminals, passenger rail and intercity bus terminals, rail corridors, waterways, and highways. All Project on the SIS will have a SIS identifier on the TIP page (see example TIP page below).

For costs beyond the ten-year window, access to the LRTP is provided. The LRTP reference on the TIP page provides the information necessary to locate the full Project costs and/or additional details regarding the Project in the LRTP.

Non- SIS Project

The normal Project production sequence is to have a Project Development and Environment (PD&E) phase, a Design (PE) phase, a Right of Way (ROW) phase, and a Construction (CST)

phase. Some Project may not have a ROW phase if land is not needed to complete the Project. Costs on the TIP pages for Project not on the SIS will have historical costs and five years of the current TIP. If there is no CST phase on the TIP page, then the entry will probably not be reflective of the total Project cost. For some Project, such as resurfacing, safety or operational Project, there may not be a total cost provided but rather additional details on that program.

Total Project costs and other Project details will be accessible in the TIP for all Non-SIS Project in the TIP. All Project not on the SIS will have a Non-SIS identifier on the TIP page (see example TIP page below).

For costs beyond the five-year window, access to the LRTP is provided. The LRTP reference on the TIP page provides the information necessary to locate the full Project costs and/or additional details regarding the Project in the LRTP. If there is no LRTP reference in the TIP, full Project costs are provided in the TIP.

Disclaimer

The “Total Project Cost” amount displayed for each of the federal and state funded Project in the TIP represents 5 years of programming in the FDOT Work Program plus historical cost information for all Project having expenditures paid by FDOT prior to FY 2020.

For a more comprehensive view of a particular Project’s anticipated total Project cost for all phases of the Project, please refer to the Long Range Transportation Plan (LRTP). The Effective Date for the following tables in Appendix D and E is 4/14/2020, they are from the Florida Department of Transportation Run: 4/14/2020 15.36.50 (Summary) and 15.33.01 (5 Year TIP).

ANNUAL LISTING OF OBLIGATED PROJECT – APPENDIX F

Pursuant to the provisions of 23 U.S.C. 134 (j)(7)(B) and 49 U.S.C. 5303(c)(5)(B), and Subsection 339.175 (7) (h), F.S., the MPO has published an annual listing of Project for which Federal funds have been obligated in the preceding year.

These Project are summarized in Appendix C and also can be found on the FDOT website www.fdot.gov/workprogram/Federal/fa-MPO-ObligDet.shtm

PUBLIC ENGAGEMENT FOR DEVELOPMENT OF THE FY2021 - FY2025 TIP

It is policy of the Hernando/Citrus MPO to schedule public input as part of all MPO and Committee meeting agendas. Additionally, the MPO follows the adopted Public Participation Plan (PPP) for all plans and programs to ensure the public has adequate opportunity to participate. The MPO's PPP can be found on our website as follows:

<https://www.hernandocounty.us/departments/departments-f-m/metropolitan-planning-organization-new/get-involved>.

The PPP was updated in September 2018. The PPP outlines goals and objectives for actively engaging the public in its programs and processes to ensure transparency. In addition to the MPO providing a newsletter, the Citizens Advisory Committee (CAC) and Bicycle Advisory Committee (BPAC) is used to enhance public involvement throughout the planning process. The MPO website is routinely updated with relevant announcements and information. The Draft TIP for FY 2021-2025 was posted on the MPO's website during the review process 30 days prior to adoption by the MPO Board meeting on July 9, 2020.

FDOT/MPO CERTIFICATIONS

The Hernando/Citrus MPO participates in an annual joint certification process with FDOT District 7 which concluded on March 9, 2020.

CONGESTION MANAGEMENT

Congestion management is the application of strategies to improve transportation system performance and reliability by reducing the adverse impacts of congestion on the movement of people and goods. The Congestion Management Process (CMP) is a systematic approach for managing congestion throughout the region, providing the safe and effective integrated management and operation of new and existing transportation facilities through the use of demand reduction and operational management strategies.

Although the Hernando/Citrus MPO is not in a TMA, both counties have developed and implemented congestion management processes to provide the information needed to make informed decisions regarding the proper allocation of transportation resources as required by Florida Law.

LOCAL CAPITAL IMPROVEMENT PROGRAMS (CIP)

The MPO member Local Government Agencies have provided their Capital Improvement Programs (CIPs) as appropriate for inclusion into the TIP and are included as Appendix G

TRANSIT

The Capital Improvement Programs (CIPs) provided by the MPO Member Local Transit Agencies have been incorporated into the TIP and are included as Appendix H.

TRANSPORTATION DISADVANTAGED SERVICES

As the Designated Official Planning Agency (DOPA) for the Transportation Disadvantaged Program in Hernando County and Citrus County, the MPO provides support for each Local Coordinating Board (LCB). Both LCBs are comprised of representatives of social service agencies, transportation providers, FDOT and citizens representatives.

Transportation Disadvantaged Services are provided by the Community Transportation Coordinator (CTC). Mid Florida Community Services is the CTC for Hernando County, and Citrus County Transit is the CTC for Citrus County.

The Transportation Disadvantaged Service Plan is developed by the Community Transportation Coordinator (CTC) and the DOPA under the guidance and approval of the Local Coordinating Board. The plan is an annually updated tactical plan with components of development, service and, quality assurance. Through the Local Coordinating Board's involvement in the review and approval of the Service Plan, the Local Coordinating Board is able to guide and support the CTC in implementing coordination efforts and locally developed service standards that are consistent with the needs and resources of the community. The CIPs for the Transportation Disadvantaged Program are included in Appendix I.

GLOSSARY

A

ADA The [Americans with Disabilities Act of 1990](#) is a Federal law that requires public facilities (including transportation services) to be accessible to persons with disabilities including those with mental disabilities, temporary disabilities, and the conditions related to substance abuse.

B

BOCC Board of County Commissioners. The Board of County Commissioners is the chief legislative body in a County. Five county commissioners are elected to four-year terms by the voters at large and represent the geographical district in which they reside. The Board approves the budget, adopts local ordinances and resolutions, and establishes policies which govern the County and ensure the health, safety, and welfare of the citizens.

BPAC Bicycle/Pedestrian Advisory Committee. The BPAC was established to provide a continuing forum with which to analyze and promote bicycle and pedestrian issues and Project as an integral part of a multi-modal transportation planning process. The BPAC initiates updates on the prioritization of transportation enhancement Project. The BPAC meets on a quarterly basis.

C

CAC Citizens Advisory Committee. The CAC provides a formal framework for continuing public input on the Unified Planning Work Program (UPWP), the Transportation Improvement Program (TIP), and the Long Range Transportation Plan (LRTP), as well as other elements of the transportation planning process. The CAC meets on a quarterly basis to provide public input at all stages of the planning process.

CCC [West Central Florida MPO Chairs Coordinating Committee.](#) The CCC is an effort to address the transportation challenge on a regional, long – range basis. Issues such as personal mobility, access to jobs, goods movement, emergency evacuation, and growth management are some of the concerns addressed by the CCC, which is made up of the chairpersons from Metropolitan Planning Organizations and Transportation Planning Organizations (MPOs and TPOs) and their affiliated, transportation-related organizations. It serves eight counties: Citrus, Hernando, Hillsborough, Manatee, Pasco, Pinellas, Polk, and Sarasota.

CIP Capital Improvement Program. The CIP is a multi-year schedule of capital improvement Project, including priorities and cost estimates, budgeted to fit the financial resources of the community. This plan is updated annually and is part of the County’s Comprehensive Plan.

CM Congestion Mitigation. The CMP is a management system and process conducted by metropolitan planning organizations (MPO), such as the Hernando/Citrus MPO, to improve traffic operations and safety through the use of either strategies that reduce travel demand or the implementation of operational improvements.

CMP Congestion Management Process. The CMP is a management system and process conducted by metropolitan planning organizations (MPO), such as the Hernando/Citrus MPO, to improve traffic operations and safety through the use of either strategies that reduce travel demand or the implementation of operational improvements.

CMAQ Congestion Mitigation and Air Quality Improvement Program. The FAST Act continued the CMAQ program to provide a flexible funding source to State and local governments for transportation Project and programs to help meet the requirements of the Clean Air Act. Funding is available to reduce congestion and improve air quality for areas that do not meet the National Ambient Air Quality Standards for ozone, carbon monoxide, or particulate matter (nonattainment areas) and for former nonattainment areas that are now in compliance (maintenance areas).

CMS Congestion Management System.

COOP Continuity of Operations Plan. The COOP establishes policy and guidance to ensure the execution of mission essential functions for the Hernando/Citrus MPO in the event that an emergency in Hernando County threatens or incapacitates operations, and to direct the relocation of selected personnel and

resources to an alternate facility capable of supporting operations.

CST Construction.

CTC Community Transportation Coordinator. The CTC is the agency or organization in each county responsible for ensuring that coordinated transportation services are provided to serve the transportation disadvantaged.

CTD Commission for Transportation Disadvantaged. The CTD is the State-level policy board for the coordination of transportation services for persons who because of disability, age or income are unable to transport themselves. The CTD adheres to the policies and procedures as set out in Chapter 427 F.S. and Rule 41-2, F.A.C.

CTST Community Traffic Safety Team. The CTST is a locally based group of highway safety advocates who are committed to solving traffic safety problems through a comprehensive, multi-jurisdictional, multi-disciplinary approach. Members include city, county, state, private industry, and citizens. The common goal of each CTST is to reduce the number and severity of traffic crashes within their community.

D

DBE Disadvantaged Business Enterprise. The DBE is a for-profit small business concern.

1. That is at least 51 percent owned by one or more individuals who are both socially and economically disadvantaged or, in the case of a corporation, in

which 51 percent of the stock is owned by one or more such individuals; and

2. Whose management and daily business operations are controlled by one or more of the socially and economically disadvantaged individuals who own it.

DEO Department of Economic Opportunity.

DOPA Designated Official Planning Agency. The DOPA is the entity responsible for transportation disadvantaged planning in a given area. In the urbanized areas of the state, the planning agencies are metropolitan planning organizations (MPOs).

E

EPA Environmental Protection Agency

ETDM Efficient Transportation Decision Making. Florida's ETDM process defines the procedures for planning transportation Project, conducting environmental reviews, and developing and permitting Project.

F

FAA Federal Aviation Administration.

FAST-Act Fixing America's Surface Transportation Act. Signed into law in December of 2015 by President Obama that provided long-term funding for surface transportation and infrastructure, planning and investment.

Faulting Faulting is the vertical misalignment of pavement joints; applicable to certain types of concrete pavements

FDOT Florida Department of Transportation. FDOT is the State of Florida's multi-modal transportation agency. Organizationally, it is composed of one Central Office in Tallahassee, seven District Offices, and the Florida's Turnpike Enterprise.

FHWA Federal Highway Administration. The FHWA is the Division of the U.S. Department of Transportation responsible for administering federal highway transportation programs under Title 23 U.S.C. and Title 49 U.S.C.

FTA Federal Transit Administration. The FTA is the Federal entity responsible for transit planning and programs under Title 49 U.S.C.

FTE Florida's Turnpike Enterprise. Florida's Turnpike Enterprise (FTE) manages Florida's Turnpike System and acts as a separate business unit of the Florida Department of Transportation (FDOT). FTE is responsible for all operations on every FDOT-owned and operated toll road and bridge. The FTE five-year work program (2016-2020) contains more than \$3.7 billion in capital improvements, which include widening the mainline roadway, new interchanges, safety improvements, resurfacing improvements, and maintenance.

FTP Florida Transportation Plan. The FTP is the state's long-range plan guiding Florida's transportation future. The FTP is a plan for all of Florida – and affects every resident, business, and visitor.

FY **Fiscal Year.** A fiscal year is used in government accounting, which varies between countries, and for budget purposes. It is also used for financial reporting by businesses and other organizations. Fiscal years for the MPO, State and Federal Governments do not align with the calendar year.

G

GIS **Geographic Information System.** GIS is a framework for gathering, managing, and analyzing data. Rooted in the science of geography, GIS integrates many types of data. It analyzes spatial location and organizes layers of information into visualizations using maps and 3D scenes.

GPC **General Planning Consultant**

H

HPMS **Highway Performance Monitoring System.** The primary purpose of the HPMS is to serve data and information needs to reflect the condition and operating characteristics of the nation's highways. HPMS data support the analyses needed for the biennial condition and performance reports to Congress.

HSP **Highway Safety Program.**

I

ICAR **Intergovernmental Coordination and Review and Public Transportation Collaborative Agreement.** The ICAR provides framework for review between

MPO and Public Transportation actuals and regional planning councils.

IRI **International Roughness Index.** IRI is an indicator of roughness; applicable to all asphalt and concrete pavements

ITS **Intelligent Transportation System.** ITS is the use of computer and communications technology to facilitate the flow of information between travelers and system operators to improve mobility and transportation productivity, enhance safety, maximize the use of existing transportation facilities, conserve energy resources and reduce adverse environmental effects; includes concepts such as “freeway management systems,” “automated fare collection,” and “transit information kiosks.”

J

JPA **Joint Participation Agreement**

K

L

LCB **Local Coordinating Board.** The purpose of the coordinating board is to provide advice and direction to the CTC concerning the coordination of transportation services.

LEP **Limited English Proficient.** LEP refers to individuals who do not speak English as their primary

language and who have a limited ability to read, speak, write, or understand English

LOPP **List of Priority Projects.** The LOPP is a list of priority Project developed in coordination with the MPO Board and committees. The MPOs annual LOPPs must be based upon Project selection criteria that, at a minimum, consider the following: [s.339.175(8)(b), F.S.]

- The approved MPO LRTP;
- The Strategic Intermodal System Plan developed under s.339.64, F.S.;
- The Transportation Regional Incentive Program (TRIP) priorities developed pursuant to s.339.2819(4), F.S.;
- The results of the transportation management systems; and
- The MPO’s public involvement procedures.

The MPO’s LOPPs is formally reviewed by the technical and citizens’ advisory committees and approved by the MPO before being transmitted to the District. The approved LOPPs are used by the FDOT Planning District in developing the District Work Program and must be used by the MPO in developing its TIP. [s.339.175 (8)(b), F.S.]

LOS **Level of Service.** LOS is a qualitative assessment of a road’s operating condition, generally described using a scale of A (little congestion) to E/F (severe congestion).

LOTTR **Level of Travel Time Reliability.** LOTTR is the percent of person-miles on the Interstate system that are reliable, also referred to as the percent of person-miles on the non-Interstate NHS that are reliable.

LRTP **Long Range Transportation Plan.** The LRTP is a 25-year forecast plan required of state planning agencies and MPOs, which must consider a wide range

of social, environmental, energy, and economic factors in determining overall regional goals and consider how transportation can best meet these goals

M

MAP-21 **Moving Ahead for Progress in the 21st Century Act.**

MPO **Metropolitan Planning Organization.** The MPO is the forum for cooperative transportation decision-making, required for urbanized areas with populations over 50,000.

MPOAC **Metropolitan Planning Organization Advisory Council.** The MPOAC is a statewide transportation planning and policy organization created by the Florida Legislature pursuant to Section 339.175(11), Florida Statutes, to augment the role of individual MPOs in the cooperative transportation planning process. The MPOAC assists MPOs in carrying out the urbanized area transportation planning process by serving as the principal forum for collective policy discussion.

N

NHS **National Highway System.** Specific major roads to be designated September 30, 1995; the NHS will consist of 155,000 (plus or minus 15%) miles of road and represents one category of roads eligible for Federal funds under ISTEA.

NHFP **National Highway Freight Program.** The purpose, among other goals, of the National Highway Freight Program (NHFP) is to improve efficient movement of freight on the National Highway Freight Network

(NHFN).
https://ops.fhwa.dot.gov/freight/pol_plng_finance/policy/fastact/s1116nhfpguidance

NHPP National Highway Performance Program.

NTD National Transit Database. In 1974, Congress established the National Transit Database (NTD) program to collect financial, operating, and asset information on transit agencies. Congress based the NTD program on the Uniform Financial Accounting and Reporting Elements (FARE), a Project initiated by the transit industry and funded by the UMTA. The NTD has become the Nation's primary source of information on transit agencies.

O

P

PD&E Project Development and Environment. A corridor study to establish conceptual design for a roadway and to determine its compliance with Federal, State, and local environmental permits, as required.

PHED Peak Hour Excessive Delay. Traffic congestion is measured by the annual hours of PHED per capita on the NHS. Excessive delay is based on travel time at 20 miles per hour or 60 percent of the posted speed limit travel time, whichever is greater, during in 15-minute intervals per vehicle. [23 CFR 490.705 and 490.707]

PPP Public Participation Plan. One of the required elements under MAP-21 is that a PPP (i) shall be developed in consultation with all interested parties,

and (ii) shall provide that all interested parties have reasonable opportunities to comment on the contents of the transportation plan.

PSR Present Serviceability Rating. PSR is a quality rating applicable only to certain lower speed roads

PTGA Public Transportation Grant Agreement. A PTGA is an agreement between an agency and FDOT that establishes a public transportation Project and responsibilities related to the Project. A PTGA defines the scope, budget, funding source, and any legal provision necessary for the Project.

Q

R

RFQ Request for Qualifications

ROW Right-of-Way. Real property that is used for transportation purposes, defines the extent of the corridor that can be used for the road and associated drainage.

RTA Regional Transportation Analysis. The Regional Transportation Analysis (RTA) promotes transportation planning both within and among the counties that make up the Tampa Bay Region. The RTA provides a forum for the coordination of proposed transportation improvements - both highway and transit - that span multiple jurisdictions. Another important function of the RTA is that it provides for the development of a powerful, regional

travel demand-forecasting model, the Tampa Bay Regional Planning Model.

Rutting Rutting is the extent of surface depressions, applicable to asphalt pavements

S

SAA **Single Audit Act.** The SAA establishes state audit and accountability requirements for state financial assistance provided to nonstate entities. The intent of the Act is that state audit and accountability requirements, to the extent possible, parallel the federal audit requirements.

SHSP **[Florida Strategic Highway Safety Plan](#).** The SHSP is the statewide plan focusing on how to accomplish the vision of eliminating fatalities and reducing serious injuries on all public roads. The SHSP is updated at least every five years by FDOT in coordination with statewide, regional, and local safety partners. The SHSP is focused on the roadway component of transportation safety. Safety on other modes of transportation is covered by other plans.

SIS **Strategic Intermodal System.** The SIS is a Florida network of high-priority transportation facilities, including the State's largest and most significant commercial service airports, spaceport, deep-water seaports, freight rail terminals, passenger rail and intercity bus terminals, rail corridors, waterways, and highways.

STIP **State Transportation Improvement Program.** The STIP is FDOT's Five-Year Work Program as prescribed by Federal law.

T

TA **Transportation Alternatives.** As defined under 23 U.S.C. 101(a)(29) (MAP-21 1103), these are specific activities which can be funded with Surface Transportation Program (STP) funds; activities include pedestrian/bicycle facilities, recreational trails program, Safe Routes to School (SRTS) activities, railway corridor preservation, construction of turnouts, overlooks and viewing areas, control/removal of outdoor advertising, historic preservation and rehabilitation of historic transportation facilities, invasive species control, archeological activities relating to impacts from eligible transportation Project, mitigation of highway storm water runoff water pollution, and reduce vehicle-caused wildlife mortality, planning, designing and construction of boulevards and other roadways largely in the right-of-way of former Interstate System routes or other divided highways.

TAC **Technical Advisory Committee.** A standing committee of most MPOs, function is to provide advice on plans or actions of the MPO from planners, engineers, and other staff members (not general citizens).

TAM **[Transit Asset Management](#).** Transit Asset Management is a business model that uses the condition of assets to guide the optimal prioritization of funding at transit properties and keep transit networks in a State of Good Repair (SGR).

TBARTA **Tampa Bay Area Regional Transit Authority.**

TBRPC **Tampa Bay Regional Planning Council.**

TD **Transportation Disadvantaged.** Those persons who because of physical or mental disability, income, status, or age are unable to transport themselves or purchase transportation and are, therefore, dependent upon others to obtain access to health care, employment, education, shopping, social activities, or other life-sustaining activities, or children who are disabled or high-risk or at-risk as defined in Section 411.202, Florida Statutes.

TDLCB **Transportation Disadvantaged Local Coordinating Board:** The Transportation Disadvantaged Local Coordinating Board (TDLCB)s are the technical level review Boards established, consistent with Florida Statute, Chapter 427. The respective Boards oversee the activities of the Community Transportation Coordinator (CTC) and the overall Transportation Disadvantaged (TD) service program. The MPO serves as the Official Planning Agency (OPA) for the transportation disadvantaged program for both Hernando and Citrus County and functions as the appointing authority for the both Boards, the TDLCBs meet on a quarterly basis.

TDM **Transportation Demand Management.** Transportation demand management, traffic demand management or travel demand management is the application of strategies and policies to reduce travel demand, or to redistribute this demand in space or in time. In transport, as in any network, managing demand can be a cost-effective alternative to increasing capacity.

TDP **Transit Development Plan.** The State of Florida Public Transit Block Grant Program was enacted by the Florida Legislature to provide a stable source of funding for public transit. The Block Grant Program

requires public transit service providers to develop, adopt, and annually update a 10-Year Transit Development Plan (TDP). Under legislation that became effective February 20, 2007, the TDP must undergo a Major Update every five years. In the interim years, an update is to be submitted in the form of a progress report on the 10-year implementation program of the TDP.

TDSP **Transportation Disadvantaged Service Plan.** The TDSP is a tactical plan with components of development, service, and quality assurance. It outlines and evaluates the services provided to the Transportation Disadvantaged population by the CTC. Every five years a new TDSP is developed and updated annually by the CTC, the planning agency and the LCB. Thus, the LCB is able to guide and support the CTC in implementing coordination efforts or locally developed service standards that are consistent with the needs and resources of the community.

TIP **Transportation Improvement Program.** A priority list of transportation Project developed by an MPO that is to be carried out within the four-year period following its adoption; must include documentation of Federal and State funding sources for each Project and be consistent with adopted MPO Long Range Transportation Plan (LRTP) and local government comprehensive plans

TMA **Transportation Management Area.**

TRIP **Transportation Regional Incentive Program.** TRIP was created in 2005 to improve regionally significant transportation facilities in "regional transportation areas". State funds are available throughout Florida to provide incentives for local governments and the

private sector to help pay for critically needed Project that benefit regional travel and commerce. The Florida Department of Transportation (FDOT) will pay up to 50 percent of the non-federal share of Project costs for public transportation facility Project.

TRT **Technical Review Team**

TTRR **Truck Travel Time Reliability index.** TTRR is the consistency or dependability in travel times for trucks, as measured from day-to-day and/or across different times of the day.

U

UPWP **Unified Planning Work Program.** A Unified Planning Work Program (UPWP) is an annual or biennial statement of work identifying the planning priorities and activities to be carried out within a metropolitan planning area. At a minimum, a UPWP includes a description of the planning work and resulting products, who will perform the work, time frames for completing the work, the cost of the work, and the source(s) of funds.

USDOT **United States Department of Transportation**

V

W

X

Y

Z

ZDATA **Zonal Data**

APPENDIX A: TIP/STIP AMENDMENTS

Date	Revision #	Change Type	Explanation of the change
9-10-2020	1	Amendment	Annual Roll-Forward Amendment
1-27-2021	2	Modification	Modification to Project ID: 410983-1. Removal of funding in 2021 for DDR - District Dedicated Revenue and LF - Local Funds. Funding totals adjusted accordingly. This request is from FDOT and FHWA and only affects 5305 projects. Details of the modification can be seen in "1-27-2021 Modification, Requested Changes."
04-05-2021	3	Modification	Modification to Item 439335 3 to add close out balance of \$803,307 to total for FY 2022. Table 16 5 Year TIP Fund Summary District 7 modified to include close out balance, and Table 17: Fiscal Constrained Total Project Costs & Revenue by year, Hernando Citrus MPO Area

REVISION 3: 04-05-2021 MODIFICATION, CLOSE OUT BALANCE FY 2022

Table 17: 5 Year TIP Fund Summary District 7

Fund	Fund Name	<2021	2021	2022	2023	2024	2025	>2025	All Years
ACID	ADV CONSTRUCTION SAFETY (HSID)	\$51,566	\$0	\$0	\$0	\$0	\$0	\$0	\$51,566
ACNP	ADVANCE CONSTRUCTION NHPP	\$1,823,137	\$5,900,437	\$0	\$0	\$0	\$0	\$18,331,589	\$26,055,163
ACSA	ADVANCE CONSTRUCTION (SA)	\$524,180	\$0	\$0	\$0	\$0	\$0	\$0	\$524,180
ACSL	ADVANCE CONSTRUCTION (SL)	\$29,902	\$0	\$0	\$0	\$0	\$0	\$0	\$29,902
ACSS	ADVANCE CONSTRUCTION (SS,HSP)	\$198,402	\$2,981,756	\$0	\$0	\$0	\$0	\$0	\$3,180,158
BNIR	INTRASTATE R/W & BRIDGE BONDS	\$388,926	\$0	\$0	\$0	\$0	\$0	\$0	\$388,926
CM	CONGESTION MITIGATION - AQ	\$0	\$0	1,831,592	\$0	2,611	\$0	\$0	\$1,834,203
D	UNRESTRICTED STATE PRIMARY	\$53,957,354	\$3,723,461	\$3,758,656	\$3,758,656	\$3,758,656	\$3,758,656	\$0	\$72,715,439
DDR	DISTRICT DEDICATED REVENUE	\$7,798,430	\$16,095,274	\$5,733,300	\$12,172,005	\$0	\$17,552,741	\$0	\$59,351,750
DI	ST. - S/W INTER/INTRASTATE HWY	\$20,881,971	\$0	\$53,570,878	\$11,039,588	\$0	\$0	\$0	\$85,492,437
DIH	STATE IN-HOUSE PRODUCT SUPPORT	\$750,434	\$563,370	\$978,668	\$415,432	\$0	\$238,067	\$0	\$2,945,971
DPTO	STATE - PTO	\$2,611,804	\$1,352,422	\$702,380	\$1,024,883	\$1,287,557	\$7,824	\$0	\$6,986,870
DS	STATE PRIMARY HIGHWAYS & PTO	\$5,355,754	\$3,937,288	\$5,690,386	\$4,430,671	\$0	\$0	\$0	\$19,414,099
DU	STATE PRIMARY/FEDERAL REIMB	\$12,171,470	\$675,015	\$718,593	\$757,269	\$788,624	\$778,487	\$0	\$15,889,458
FAA	FEDERAL AVIATION ADMIN	\$0	\$486,000	\$954,900	\$400,500	\$0	\$0	\$0	\$1,841,400
FTA	FEDERAL TRANSIT ADMINISTRATION	\$11,893,786	\$1,800,000	\$1,800,000	\$900,000	\$0	\$0	\$0	\$16,393,786
GFSA	GF STPBG ANY AREA	\$4,740,206	\$0	\$0	\$0	\$0	\$0	\$0	\$4,740,206

Fund	Fund Name	<2021	2021	2022	2023	2024	2025	>2025	All Years
GFSN	GF STPBG <5K (RURAL)	\$291,351	\$0	\$0	\$0	\$0	\$0	\$0	\$291,351
GMR	GROWTH MANAGEMENT FOR SIS	\$3,093,900	\$0	\$0	\$0	\$0	\$0	\$11,780,000	\$14,873,900
GRSC	GROWTH MANAGEMENT FOR SCOP	\$0	\$653,795	\$678,513	\$731,923	\$1,465,476	\$0	\$0	\$3,529,707
HSP	SAFETY (HIWAY SAFETY PROGRAM)	\$111,201	\$0	\$0	\$0	\$0	\$0	\$0	\$111,201
LF	LOCAL FUNDS	\$18,719,469	\$2,430,926	\$2,443,070	\$2,181,838	\$2,206,129	\$1,521,262	\$0	\$28,502,694
LFP	LOCAL FUNDS FOR PARTICIPATING	\$0	\$533,316	\$488,933	\$486,428	\$0	\$0	\$0	\$1,508,677
NHPP	IM, BRDG REPL, NATNL HWY-MAP21	\$85,258	\$0	\$0	\$0	\$0	\$0	\$0	\$85,258
PKBD	TURNPIKE MASTER BOND FUND	\$91,889,535	\$0	\$0	\$45,000,000	\$0	\$0	\$0	\$136,889,535
PKED	2012 SB1998-TURNPIKE FEEDER RD	\$7,256,984	\$0	\$0	\$0	\$0	\$0	\$0	\$7,256,984
PKYI	TURNPIKE IMPROVEMENT	\$88,296,613	\$22,919,720	\$3,360,000	\$22,682,914	\$2,470,216	\$0	\$0	\$139,729,463
PKYR	TURNPIKE RENEWAL & REPLACEMENT	\$4,145	\$0	\$0	\$0	\$0	\$0	\$0	\$4,145
PL	METRO PLAN (85% FA; 15% OTHER)	\$0	\$502,824	\$502,824 \$1,306,131	\$502,824	\$502,824	\$502,824	\$0	\$2,514,120 \$3,317,427
RHH	RAIL HIGHWAY X-INGS - HAZARD	\$0	\$341,123	\$0	\$0	\$0	\$0	\$0	\$341,123
SA	STP, ANY AREA	\$2,124,062	\$2,123,135	\$0	\$4,786,009	\$64,750	\$0	\$0	\$9,097,956
SCED	2012 SB1998-SMALL CO OUTREACH	\$0	\$256,410	\$256,410	\$256,410	\$0	\$0	\$0	\$769,230
SCOP	SMALL COUNTY OUTREACH PROGRAM	\$0	\$389,358	\$251,684	\$167,618	\$205,469	\$0	\$0	\$1,014,129
SCWR	2015 SB2514A-SMALL CO OUTREACH	\$0	\$300,385	\$280,188	\$303,333	0	\$0	\$0	\$883,906
SL	STP, AREAS <= 200K	\$1,989,227	\$2,298,728	\$12,500	\$12,500	\$12,500	\$0	\$0	\$4,325,455
SN	STP, MANDATORY NON-URBAN <= 5K	\$2,068,568	\$649,114	\$682,163	\$652,596	\$681,847	\$681,064	\$0	\$5,415,352
SR2T	SAFE ROUTES - TRANSFER	\$931,046	\$2,662,824	\$510,551	\$0	\$1,116,041	\$0	\$0	\$5,220,462

Fund	Fund Name	<2021	2021	2022	2023	2024	2025	>2025	All Years
TALL	TRANSPORTATION ALTS- <200K	\$0	\$349,508	\$347,490	\$347,358	\$347,328	\$0	\$0	\$1,391,684
TALN	TRANSPORTATION ALTS- < 5K	\$0	\$155,043	\$0	\$0	\$0	\$0	\$0	\$155,043
TALT	TRANSPORTATION ALTS- ANY AREA	\$206,750	\$1,180,559	\$949,480	\$260,681	\$361,687	\$0	\$0	\$2,959,157
TLWR	2015 SB2514A-TRAIL NETWORK	\$6,380,261	\$0	\$12,526,155	\$0	\$0	\$0	\$0	\$18,906,416
TRIP	TRANS REGIONAL INCENTIVE PROGM	\$0	\$174,958	\$0	\$0	\$0	\$0	\$0	\$174,958
Grand Total		\$346,625,692	\$75,436,749	\$99,832,621 \$99,029,314	\$113,271,436	\$15,271,715	\$25,040,925	\$30,111,589	\$705,590,727 \$704,787,420

Modified January 27, 2021 per FDOT request. DDR - District Dedicated Revenue for 2021 reduced by \$11,389, LF - Local Funds for 2021 reduced by \$11,389; Totals adjusted accordingly. Modified April 5, 2021, to add close out balance of \$803,307 to PL Fund for FY 2022; totals adjusted accordingly.

Table 18: Fiscal Constrained Total Project Costs & Revenue by year, Hernando Citrus MPO Area

	FY 2021	FY 2022	FY 2023	FY 2024	FY 2025
Total Revenue	\$75,436,749	\$99,832,621 \$99,029,314	\$113,271,436	\$15,271,715	\$25,040,925
Total Project Cost	\$75,436,749	\$99,832,621 \$99,029,314	\$113,271,436	\$15,271,715	\$25,040,925

Table 63: Item Number: 439335 3

Item Number: 439335 3 Project Description: HERNANDO/CITRUS FY 2020/2021-2021/2022 UPWP *NON-SIS*									
District: 07 County: HERNANDO Type of Work: TRANSPORTATION PLANNING Project Length: .000									
Goals 1-6 LRTP									
Fund	<2021	2021	2022	2023	2024	2025	>2025	All Years	
PLANNING / RESPONSIBLE AGENCY NOT AVAILABLE									
PL -METRO PLAN (85% FA; 15% OTHER)	0	502,824	1,306,131 502,824	0	0	0	0	1,808,955 1,005,648	
Item 439335 3 Totals:	0	502,824	1,306,131 502,824	0	0	0	0	1,808,955 1,005,648	

REVISION 2: 1-27-2021 MODIFICATION, REQUESTED CHANGES

Table 17: 5 Year TIP Fund Summary District 7

Fund	Fund Name	<2021	2021	2022	2023	2024	2025	>2025	All Years
DDR	DISTRICT DEDICATED REVENUE	\$7,798,430	\$16,095,274 \$16,106,663	\$5,733,300	\$12,172,005	\$0	\$17,552,741	\$0	\$59,351,750 \$59,363,139
LF	LOCAL FUNDS	\$18,719,469	\$2,430,926 \$2,442,315	\$2,443,070	\$2,181,838	\$2,206,129	\$1,521,262	\$0	\$28,502,694 \$29,514,083
Grand Total		\$346,625,692	\$75,436,749 \$75,459,527	\$99,029,314	\$113,271,436	\$15,271,715	\$25,040,925	\$30,111,589	\$704,787,420 \$704,810,198

This is an excerpt from Table 16 to show what changes have been made to the table.

Table 18: Fiscal Constrained Total Project Costs & Revenue by year, Hernando Citrus MPO Area

	FY 2021	FY 2022	FY 2023	FY 2024	FY 2025
Total Revenue	\$75,436,749 \$75,459,527	\$99,029,314	\$113,271,436	\$15,271,715	\$25,040,925

Table 92: Item number 401983-1

Item Number: 401983 1 Project Description: HERNANDO COUNTY MPO TRANSIT PLANNING FUNDS SECTION 5303 *NON-SIS*								
District: 07 County: HERNANDO Type of Work: PTO STUDIES Project Length: .000								
Extra Description: SECTION 5305 MPO TRANSPORTATION PLANNING								
Goal 1, Objective 3; Goal 3, Objectives 1-3, and 5 LRTP								
Fund	<2021	2021	2022	2023	2024	2025	>2025	All Years
PLANNING / MANAGED BY HERNANDO COUNTY MPO								
		0						90,234
DDR -DISTRICT DEDICATED REVENUE	80,359	11,389	9,875	0	0	0	0	101,623
DPTO -STATE - PTO	62,932	0	0	10,172	7,596	7,824	0	88,524
DS -STATE PRIMARY HIGHWAYS & PTO	5,176	0	0	0	0	0	0	5,176
DU -STATE PRIMARY/FEDERAL REIMB	1,190,502	91,108	79,004	81,374	60,769	62,592	0	1,565,349
		0						185,249
LF -LOCAL FUNDS	149,782	11,389	9,875	10,172	7,596	7,824	0	196,638
		91,108						1,934,532
Item 401983 1 Totals:	1,488,751	113,886	98,754	101,718	75,961	78,240	0	1,957,310
		91,108						1,934,532
Project Total:	1,488,751	113,886	98,754	101,718	75,961	78,240	0	1,957,310

REVISION 1: ANNUAL ROLL-FORWARD AMENDMENT ADOPTED 9-10-2020



Florida Department of Transportation

**RON DESANTIS
GOVERNOR**

11201 N. McKinley Drive
Tampa, FL 33612

**KEVIN J. THIBAUT, P.E.
SECRETARY**

July 30, 2020

Mr. Steve Diez
Executive Director
Hernando-Citrus MPO
1661 Blaise Drive
Brooksville, FL 34601

Dear Mr. Diez,

The purpose of this letter is to request the MPO's approval of the Annual Roll-Forward Amendment to the adopted Transportation Improvement Program (TIP) for Fiscal Year (FY) 2021 through 2025 to reconcile differences between the TIP and the Department's Adopted Five-Year Work Program. This is a routine, annual process to assist Hernando-Citrus MPO in identifying projects that were not committed in the previous fiscal year (FY 2020) and have automatically rolled into FY 2021 of the FDOT Work Program. This amendment ensures that year one of the TIP, adopted by the Board on July 9, 2020, effective October 1, 2020, matches year one of the FDOT Work Program.

The affected projects submitted for the MPO's approval are listed in the attached Roll Forward Report.

Please acknowledge the MPO's approval of this Roll-Forward Amendment to your current TIP by signing this letter and returning it to this office for further processing. The Department appreciates your expeditious handling of this request. If you have any questions, please feel free to contact me at (813) 975-6283.

Sincerely,

Roger Roscoe, Government Liaison

Attachment: Hernando-Citrus MPO Roll-Forward Report

Approved by:

Commissioner John Allocco
Chairman, Hernando-Citrus Metropolitan Planning Organization

09/10/2020
Date

www.fdot.gov

**APPROVED AS TO FORM
AND LEGAL SUFFICIENCY**
BY
County Attorney's Office

FLORIDA DEPARTMENT OF TRANSPORTATION
 OFFICE OF WORK PROGRAM
 MPO ROLLFORWARD REPORT
 =====
 HIGHWAYS
 =====

ITEM NUMBER:257165 3
 DISTRICT:07
 EX DESC:2 TO 4 LANES

PROJECT DESCRIPTION:US 41 (SR 45) FROM SR 44 TO S OF WITHLACOOCHEE TRAIL BRIDGE
 COUNTY:CITRUS

NON-SIS
 TYPE OF WORK:ADD LANES & REHABILITATE PVMNT

ROADWAY ID:02010000

PROJECT LENGTH: .998MI

LANES EXIST/IMPROVED/ADDED: 2/ 2/ 3

FUND CODE	LESS THAN 2021	2021	2022	2023	2024	2025	GREATER THAN 2025	ALL YEARS
PHASE: RIGHT OF WAY / RESPONSIBLE AGENCY: MANAGED BY FDOT								
CM	0	0	1,831,592	0	0	0	0	1,831,592
DDR	557,699	2,420,936	286,880	0	0	0	0	3,265,515
DIH	84,846	164,207	0	0	0	0	0	249,053
DS	6,361	0	3,020,656	0	0	0	0	3,027,017
GFSA	0	4,740,206	0	0	0	0	0	4,740,206
GFSN	0	291,351	0	0	0	0	0	291,351
SA	0	2,123,135	0	0	0	0	0	2,123,135
SN	0	2,655,182	669,663	0	0	0	0	3,324,845
PHASE: CONSTRUCTION / RESPONSIBLE AGENCY: MANAGED BY FDOT								
DDR	0	0	0	9,353,920	0	0	0	9,353,920
DIH	0	0	0	205,278	0	0	0	205,278
SA	0	0	0	4,786,009	0	0	0	4,786,009
SN	0	0	0	640,096	0	0	0	640,096
PHASE: ENVIRONMENTAL / RESPONSIBLE AGENCY: MANAGED BY FDOT								
DS	32,885	300,000	0	0	0	0	0	332,885
TOTAL 257165 3	681,791	12,695,017	5,808,791	14,985,303	0	0	0	34,170,902
TOTAL PROJECT:	681,791	12,695,017	5,808,791	14,985,303	0	0	0	34,170,902
TOTAL DIST: 07	681,791	12,695,017	5,808,791	14,985,303	0	0	0	34,170,902
TOTAL HIGHWAYS	681,791	12,695,017	5,808,791	14,985,303	0	0	0	34,170,902
GRAND TOTAL	681,791	12,695,017	5,808,791	14,985,303	0	0	0	34,170,902

APPENDIX B: PERFORMANCE MEASURES

PERFORMANCE MEASURES

This document is incorporated in Transportation Improvement Programs (TIP) to demonstrate compliance with the Federal Transportation performance management rules. Updates or amendments to the TIP will incorporate these measures and related information no later than:

- May 27, 2018 for Highway Safety measures (PM1)
- October 1, 2018 for Transit Asset Management (TAM) measures
- May 20, 2019 for Pavement and Bridge Condition measures (PM2)
- May 20, 2019 for System Performance measures (PM3)
- July 20, 2021 for Transit Safety measures

The document is consistent with the Transportation Performance Measures Consensus Planning Document developed jointly by the Florida Department of Transportation (FDOT) and the Metropolitan Planning Organization Advisory Council. This document outlines the roles of FDOT, the MPOs, and the public transportation providers in the MPO planning areas to ensure consistency to the maximum extent practicable in satisfying the transportation performance management requirements promulgated by the United States Department of Transportation in Title 23 Parts 450, 490, 625, and 673 of the Code of Federal Regulations (23 CFR).

The document is organized as follows:

- Background on transportation performance management
- Highway Safety measures (PM1)

- Pavement and Bridge Condition measures (PM2)
- System Performance measures (PM3)
- Transit Asset Management (TAM) measures
- Transit Safety measures.

BACKGROUND

Performance management is a strategic approach to connect investment and policy decisions to help achieve performance goals. Performance measures are quantitative criteria used to evaluate progress. Performance measure targets are the benchmarks against which progress is assessed using available data. The Moving Ahead for Progress in the 21st Century Act (MAP-21) requires state departments of transportation (DOT) and metropolitan planning organizations (MPO) to conduct performance-based planning by tracking performance measures and establishing data-driven targets to improve those measures. Performance-based planning ensures the most efficient investment of transportation funds by increasing accountability, providing transparency, and linking investment decisions to key outcomes related to seven national goals:

1. Improving safety
2. Maintaining infrastructure condition
3. Reducing traffic congestion
4. System reliability
5. Freight movement and economic viability
6. Environmental sustainability
7. Reducing delays in Project delivery

The Fixing America's Surface Transportation (FAST) Act supplements MAP-21 by establishing timelines for state DOTs and

MPOs to comply with the requirements of MAP-21. The Florida Department of Transportation (FDOT) and MPOs must coordinate when selecting PM1, PM2, and PM3 performance targets, and public transportation providers must coordinate with states and MPOs in the selection of state and MPO transit asset management and transit safety performance targets. FDOT and the MPOAC developed the TPM Consensus Planning Document to describe the processes through which FDOT, the MPOs, and the providers of public transportation in MPO planning areas will cooperatively develop and share information related to transportation performance management and target setting. The TPM Consensus Planning Document is incorporated into this document as Appendix H

HIGHWAY SAFETY MEASURES (PM1)

Safety is the first national goal identified in the FAST Act. In March 2016, the Highway Safety Improvement Program (HSIP) and Safety Performance Management Measures Rule (Safety PM Rule) was finalized and published in the *Federal Register*. The rule requires MPOs to establish targets for the following safety-related performance measures and report progress to the state DOT:

- Number of Fatalities
- Rate of Fatalities per 100M Vehicle Miles Traveled (VMT)
- Number of Serious Injuries
- Rate of Serious Injuries per 100M VMT
- Number of Nonmotorized Fatalities and Serious Injuries

Statewide Safety Targets

On August 31, 2015, FDOT established statewide performance targets for the safety measures. On September 18, 2018, the Hernando-Citrus MPO agreed to support FDOT's statewide safety performance targets, therefore agreeing to plan and program Project in the TIP that once implemented, are anticipated to make

progress toward achieving the statewide targets. Table 3: State of Florida and MPO Safety Performance Targets presents the statewide and MPO safety targets.

FDOT adopted Vision Zero in 2012. This became FDOT's target for zero traffic fatalities and quantified the policy set by Florida's Legislature 35 years ago (Section 334.046(2), Florida Statutes, emphasis added):

*"The mission of the Department of Transportation shall be to provide a **safe** statewide transportation system..."*

Safety is the first goal of the Florida Transportation Plan (FTP), the state's long-range transportation plan, and the emphasis of Florida's Strategic Highway Safety Plan (SHSP). The FTP, published in 2015, includes the number of transportation-related fatalities as an indicator to watch. The SHSP, published in 2012 and, most recently, in 2016, specifically embraces Vision Zero ("Driving Down Fatalities") and identifies potential strategies to achieve zero traffic deaths. The 2016 SHSP was developed in coordination with Florida's 27 MPOs through Florida's Metropolitan Planning Organization Advisory Council (MPOAC). The SHSP development process included review of safety-related goals, objectives, and strategies in MPO plans. The SHSP guides FDOT, MPOs, and other safety partners in addressing safety and defines a framework for implementation activities to be carried out throughout the state.

The Florida Highway Safety Improvement Program (HSIP) annual report documents the statewide performance toward the zero deaths vision. For the 2019 HSIP annual report, FDOT established 2020 statewide safety performance targets at "0" for each safety performance measure to reflect the Department's vision of zero deaths.

The Hernando-Citrus MPO, along with FDOT and other traffic safety partners, shares a high concern about the upward trending of traffic crashes, both statewide and nationally. As such, the Hernando-Citrus MPO supports FDOT's statewide 2020 safety

targets. The safety initiatives within this TIP are intended to contribute toward achieving these targets.

Table 4: State of Florida and MPO Safety Performance Targets

Statewide Safety Performance Targets	Statewide Target (2022)	MPO Target (2022)
Number of fatalities	0	0
Rate of fatalities per 100 million vehicle miles traveled (VMT)	0	0
Number of serious Injuries	0	0
Rate of serious injures per 100 million vehicle miles traveled (VMT)	0	0
Number of non-motorized fatalities and serious injuries	0	0

Safety performance measure targets are required to be adopted on an annual basis. In August of each year calendar, the FDOT will report the following year’s targets in the HSIP Annual Report. After FDOT adopts the targets, the MPO is required to either adopt FDOT’s targets or establish its own targets by the following February. The Hernando Citrus adopted the annual Safety Performance measures on February 13, 2020.

Table 5: Historic Averages for Performance Measures, Hernando/Citrus MPO

PERFORMANCE MEASURE	2011-2015 % CHANGE	2012-2016 AVERAGE	2012-2016 % CHANGE	2013-2017 AVERAGE	2013-2017 % CHANGE	2014-2018 AVERAGE	2014-2018 %CHANGE
Average Annual Fatalities ¹	4.7%	49.6	.8%	54	8.8%	59	8.9%
Average Annual Serious Injuries ²	3.8%	461.2	3.6%	482.4	4.6%	503.4	4.4%
Average Annual Fatality Rates ³	3.9%	1.458	-0.9%	1.541	5.7%	1.629	5.3%
Average Annual Serious Injury Rates ⁴	3.1%	13.560	1.7%	13.794	1.7%	13.928	1.0%
Average Annual Pedestrian and Bicyclist Fatalities and Serious Injuries ⁵	13.3%	43	4.9%	42.8	-0.5%	44.8	4.2%

1 The average number of fatalities per year is the sum of the annual total fatalities for each year in the range divided by 5, to one decimal place. Fatalities are individuals listed on a Florida Traffic Crash Report (FTCR) form with injury code “5” – fatal (within 30 days).

2 The average number of serious injuries per year is the sum of the annual total serious injuries for each year in the range divided by 5, to one decimal place. Serious injuries are individuals listed on an FTICR form with injury code “4” – incapacitating.

3 The average fatality rate is an average of the yearly rate figures for the years in the range, to three decimal places. Each yearly rate is calculated by dividing the total number of fatalities for the year by the total traffic volume for the year. Traffic volume is expressed in 100 Million Vehicle-Miles and is the Daily Vehicle-Miles Traveled (sum for the region of the counts of vehicles per day times the length of the segments associated with the traffic) times the number of days in the year, divided by 100,000,000. This yields an annual volume of Vehicle-Miles. The number of fatalities divided by the traffic volume is the annual fatality rate. This measure averages the five annual rates within the measurement window and does NOT use the cumulative five-year fatalities over the cumulative five-year traffic volume.

4 The average serious injury rate is an average of the yearly rate figures for the years in the range, to three decimal places. Each yearly rate is calculated by dividing the total number of serious injuries for the year by the total traffic volume for the year. See (3) above for an explanation of traffic volume. The same traffic volume figure is used here in the same way.

5 The average serious injury rate is an average of the yearly rate figures for the years in the range, to three decimal places. Each yearly rate is calculated by dividing the total number of serious injuries for the year by the total traffic volume for the year. See (3) above for an explanation of traffic volume. The same traffic volume figure is used here in the same way.

Trends Analysis

The TIP development process, consistent with the process used to develop the MPO's Long-Range Transportation Plan, includes analysis of safety data trends, including the location and factors associated with crashes with emphasis on fatalities and serious injuries. These data are used to help identify regional safety issues and potential safety strategies for the LRTP and TIP.

Safety Programs in the TIP

The TIP includes Project that fall into specific investment priorities established by the MPO in the LRTP to reduce crashes and fatalities. These programs are consistent with the SHS plan. This includes safety programs such as:

- Installation of school flashing signals, roadway lighting, traffic calming, traffic signals, bike lanes, sidewalks.
- Safe Routes to Schools education/enforcement activities, pedestrian/bicycle safety education. The MPO also participates on the Community Traffic Safety Team

Investment Priorities in the TIP

The TIP includes specific investment priorities that support all the MPO's goals including safety, using a prioritization and Project selection process established in the LRTP. The MPO has developed a TIP Project selection process that identifies and prioritizes Project aimed at improving transportation safety.

Going forward, the Project evaluation and prioritization processes used in the LRTP and the TIP will continue to use a data-driven strategy that considers stakeholder input to evaluate Project that have an anticipated effect of reducing both fatal and injury crashes.

The program of Project identified through this process are anticipated to contribute toward achievement of the safety targets. The safety infrastructure investments are targeted at specific

opportunities to improve safety. This includes highway lighting, capacity, resurfacing, bicycle lane, sidewalk, and intersection improvements. and safety education programs.

In addition to the specific safety programs included in the TIP, other programs also consider safety as a key factor. Safety impacts are considered in the evaluation of proposed preservation, capacity, and operations Project, including Project on Florida's Strategic Intermodal System as well as regionally significant facilities identified in the LRTP.

All Project in this TIP inherently support progress towards achieving the safety performance targets, through their adherence to the MPOs policies, programs, and standards related to safety.

PAVEMENT & BRIDGE CONDITION MEASURES (PM2)

In January 2017, USDOT published the Pavement and Bridge Condition Performance Measures Final Rule, which is also referred to as the PM2 rule.

PM-2 Performance Measures

This rule establishes the following six performance measures:

- Percent of Interstate pavements in good condition
- Percent of Interstate pavements in poor condition
- Percent of non-Interstate National Highway System (NHS) pavements in good condition
- Percent of non-Interstate NHS pavements in poor condition
- Percent of NHS bridges (by deck area) classified as in good condition
- Percent of NHS bridges (by deck area) classified as in poor condition

Pavement Measures

For the pavement measures, five pavement metrics are used to assess condition:

- International Roughness Index (IRI) - an indicator of roughness; applicable to all asphalt and concrete pavements
- Cracking percent - percentage of the pavement surface exhibiting cracking; applicable to all asphalt and concrete pavements
- Rutting - extent of surface depressions; applicable to asphalt pavements

- Faulting - vertical misalignment of pavement joints; applicable to certain types of concrete pavements
- Present Serviceability Rating (PSR) – a quality rating applicable only to certain lower speed roads

For each pavement metric, a threshold is used to establish good, fair, or poor condition. Pavement condition is assessed for each 0.1 mile section of the through travel lanes of mainline highways on the Interstate or the non-Interstate NHS using these metrics and thresholds. A pavement section is rated as good if all three metric ratings are good, and poor if two or more metric ratings are poor. Sections that are not good or poor are considered fair.

The good/poor measures are expressed as a percentage and are determined by summing the total lane-miles of good or poor highway segments and dividing by the total lane-miles of all highway segments on the applicable system. Pavement in good condition suggests that no major investment is needed and should be considered for preservation treatment. Pavement in poor condition suggests major reconstruction investment is needed due to either ride quality or a structural deficiency.

The bridge condition measures refer to the percentage of bridges by deck area on the NHS that are in good condition or poor condition. The measures assess the condition of four bridge components: deck, superstructure, substructure, and culverts. Each component has a metric rating threshold to establish good, fair, or poor condition. Each bridge on the NHS is evaluated using these ratings. If the lowest rating of the four metrics is greater than or equal to seven, the structure is classified as good. If the lowest rating is less than or equal to four, the structure is classified as poor. If the lowest rating is five or six, it is classified as fair.

The bridge measures are expressed as the percent of NHS bridges in good or poor condition. The percent is determined by summing the total deck area of good or poor NHS bridges and dividing by

the total deck area of the bridges carrying the NHS. Deck area is computed using structure length and either deck width or approach roadway width.

A bridge in good condition suggests that no major investment is needed. A bridge in poor condition is safe to drive on; however, it are nearing a point where substantial reconstruction or replacement is needed.

Federal rules require state DOTs and MPOs to coordinate when setting pavement and bridge condition performance targets and monitor progress towards achieving the targets. States must establish:

- Four-year statewide targets for the percent of interstate pavements in good and poor condition
- Two-year and four-year targets for the percent of non-Interstate NHS pavements in good and poor condition
- Two-year and four-year targets for the percent of NHS bridges (by deck area) in good and poor condition

MPOs must set four-year targets for all six measures. MPOs can either agree to program Project that will support the statewide targets or establish their own quantifiable targets for the MPO's planning area.

Statewide Pavement and Bridge Targets

On May 18, 2018, FDOT established statewide performance targets for the pavement and bridge measures. On September 18, 2018, the Hernando-Citrus MPO agreed to support FDOT's statewide pavement and bridge performance targets, therefore agreeing to plan and program Project in the TIP that once implemented, are anticipated to make progress toward achieving the statewide targets.

Table 5: Statewide Pavement and Bridge Condition Performance Targets shows the statewide targets.

For comparative purposes, current statewide conditions are as follows:

- 66 percent of the Interstate pavement is in good condition and 0.1 percent is in poor condition
- 45 percent of the non-Interstate NHS pavement is in good condition and 0.4 percent is in poor condition
- 72 percent of NHS bridges (by deck area) is in good condition and 1 percent is in poor condition

In determining its approach to establishing performance targets for the federal pavement and bridge condition performance measures, FDOT considered many factors. To begin with, FDOT is mandated by Florida Statute 334.046 to preserve the state's pavement and bridges to specific standards. To adhere to the statutory guidelines, FDOT prioritizes funding allocations to ensure the current transportation system is adequately preserved and maintained before funding is allocated for capacity improvements. These statutory guidelines envelope the statewide federal targets that have been established for pavements and bridges.

In addition, MAP-21 requires FDOT to develop a Transportation Asset Management Plan (TAMP) for all NHS pavements and bridges within the state. The TAMP must include investment strategies leading to a program of Project that would make progress toward achievement of the state DOT targets for asset condition and performance of the NHS. FDOT's TAMP was updated to reflect MAP-21 requirements in 2018.

Further, the federal pavement condition measures require a new methodology that is a departure from the methods currently used by FDOT and uses different ratings and pavement segment lengths. For bridge condition, the performance is measured in deck area under the federal measure, while the FDOT programs its

bridge repair or replacement work on a bridge by bridge basis. As such, the federal measures are not directly comparable to the methods that are most familiar to FDOT.

In consideration of these differences, as well as other unknowns and unfamiliarity associated with the new required processes, FDOT took a conservative approach when establishing its initial pavement and bridge condition targets. It is the intent of FDOT to meet or exceed the established performance targets.

The Hernando-Citrus MPO TIP reflects investment priorities established in the Hernando-Citrus 2045 Long Range Transportation Plan. The focus of MPO’s investments in bridge and pavement condition are listed on the List of Priority Project.

The Project included in the TIP are consistent with FDOT's Five Year Work Program, and therefore to FDOT's approach to prioritize funding to ensure the transportation system is adequately preserved and maintained. Per federal planning requirements, the state selects Project on the NHS in cooperation with the MPO from the approved TIP. Given the significant resources devoted in the TIP to pavement and bridge Project, the MPO anticipates that once implemented, the TIP will contribute to progress towards achieving the statewide pavement and bridge condition performance targets.

Table 6: Statewide Pavement and Bridge Condition Performance Targets

Performance Measure	2-year Statewide Target (2019)	4-year Statewide Target (2021)
Percent of Interstate pavements in good condition	Not required	60%
Percent of Interstate pavements in poor condition	Not required	5%
Percent of non-Interstate NHS pavements in good condition	40%	40%
Percent of non-Interstate NHS pavements in poor condition	5%	5%
Percent of NHS bridges (by deck area) in good condition	50%	50%
Percent of NHS bridges (by deck area) in poor condition	10%	10%

SYSTEM PERFORMANCE, FREIGHT, & CONGESTION MITIGATION & AIR QUALITY IMPROVEMENT PROGRAM MEASURES (PM3)

In January 2017, USDOT published the System Performance/Freight/CMAQ Performance Measures Final Rule to establish measures to assess passenger and freight performance on the Interstate and non-Interstate National Highway System (NHS), and traffic congestion and on-road mobile source emissions in areas that do not meet federal National Ambient Air Quality Standards (NAAQS). The rule, which is referred to as the PM3 rule, requires state DOTs and MPOs to establish targets for the following six performance measures:

National Highway Performance Program (NHPP)

Level of Travel Time Reliability (LOTTR). The percent of person-miles on the Interstate system that are reliable, also referred to as the percent of person-miles on the non-Interstate NHS that are reliable (LOTTR).

National Highway Freight Program (NHFP)

Truck Travel Time Reliability index (TTTR).

Congestion Mitigation and Air Quality Improvement Program (CMAQ)

Annual hours of peak hour excessive delay per capita (PHED).

- Percent of non-single occupant vehicle travel (Non-SOV); and
- Cumulative 2-year and 4-year reduction of on-road mobile source emissions (NO_x, VOC, CO, PM₁₀, and PM_{2.5}) for CMAQ funded Project.

In Florida, only the two LOTTR performance measures and the TTTR performance measure apply. Because all areas in Florida

meet current NAAQS, the last three listed measures above pertaining to the CMAQ Program do not currently apply in Florida. A description of the applicable measures follows.

LOTTR Measures

The LOTTR performance measures assess the percent of person-miles traveled on the Interstate or the non-Interstate NHS that are reliable. LOTTR is defined as the ratio of longer travel times (80th percentile) to a normal travel time (50th percentile) over of all applicable roads, across four time periods between the hours of 6 a.m. and 8 p.m. each day. The measure is expressed as the percent of person-miles traveled on the Interstate or Non-Interstate NHS system that are reliable. Person-miles consider the number of people traveling in buses, cars, and trucks over these roadway segments.

TTTR Measure

The TTTR performance measure assesses the reliability index for trucks traveling on the interstate. A TTTR ratio is generated by dividing the 95th percentile truck travel time by a normal travel time (50th percentile) for each segment of the Interstate system over specific time periods throughout weekdays and weekends. This is averaged across the length of all Interstate segments in the state or metropolitan planning organization (MPO) planning area to determine the TTTR index.

Federal rules require state DOTs and MPOs to coordinate when setting LOTTR and TTTR performance targets and monitor progress towards achieving the targets. States must establish:

- Two-year and four-year statewide targets for percent of person-miles on the Interstate system that are reliable.

- Four-year targets for the percent of person-miles on the non-Interstate NHS that are reliable⁶; and
- Two-year and four-year targets for truck travel time reliability

MPOs must establish four-year targets for all three measures. MPOs can either agree to program Project that will support the statewide targets or establish their own quantifiable targets for the MPO’s planning area.

Statewide PM-3 Targets

On May 18, 2018, FDOT established statewide performance targets for the system performance measures. On February 19, 2019, the Hernando-Citrus MPO agreed to support FDOT’s statewide system performance targets, thus agreeing to plan and program Project in the TIP that once implemented, are anticipated to make progress toward achieving the statewide targets. Table 6: Statewide System Performance and Freight Targets presents the statewide and MPO targets.

For comparative purposes, current statewide conditions are as follows:

- 82 percent of person-miles traveled on the Interstate are reliable
- 84 percent of person-miles traveled on the non-Interstate are reliable
- 1.43 truck travel time reliability index.

In establishing these targets, FDOT reviewed external and internal factors that may affect reliability; analyzed travel time data from the National Performance Management Research Dataset

(NPMRDS) for the years 2014 to 2017 and developed a sensitivity analysis indicating the level of risk for road segments to become unreliable.

Table 7: Statewide System Performance and Freight Targets

Performance Measure	2-year Statewide Target (2019)	4-year Statewide Target (2021)
Percent of person-miles on the Interstate system that are reliable (Interstate LOTTR)	75%	70%
Percent of person-miles on the non-Interstate NHS that are reliable (Non-Interstate NHS LOTTR)	Not Required ⁵	50%
Truck travel time reliability (TTTR)	1.75	2.00

The federal travel time reliability measures follow a new methodology that differ from prior Florida efforts. In addition, beginning in 2017, the NPMRDS expanded its coverage of travel segments, and a new vendor began to supply the dataset, creating a difference in reliability performance results on non-Interstate NHS segments between pre-2017 trends and later trends. These factors create challenges for establishing a confident trend line to inform target setting for the next two to four years.

⁶ Beginning with the second performance period covering January 1, 2022 to December 31, 2025, two year targets will be required in addition to four-year

targets for the percent of person-miles on the non-Interstate NHS that are reliable measure.

In consideration of these differences, as well as other unknowns and unfamiliarity associated with the new required processes, FDOT took a conservative approach when establishing its initial statewide system performance and freight targets. It is the intent of FDOT to meet or exceed the established performance targets. System performance and freight are addressed through several statewide initiatives:

- Florida's Strategic Intermodal System (SIS) is composed of transportation facilities of statewide and interregional significance. The SIS is a primary focus of FDOT's capacity investments and is Florida's primary network for ensuring a strong link between transportation and economic competitiveness. These facilities, which span all modes and includes highways, are the workhorses of Florida's transportation system and account for a dominant share of the people and freight movement to, from and within Florida. The SIS includes 92 percent of NHS lane miles in the state. Thus, FDOT's focus on improving performance of the SIS goes hand-in-hand with improving the NHS, which is the focus of the FHWA's TPM program. The development of the SIS Five-Year Plan by FDOT considers scores on a range of measures including mobility, safety, preservation, and economic competitiveness as part of FDOT's Strategic Investment Tool (SIT).
- In addition, FDOT's Freight Mobility and Trade Plan (FMTP) defines policies and investments that will enhance Florida's economic development efforts into the future. The FMTP's Investment Element is specifically intended to identify freight needs, identify criteria for state investments in freight, and prioritize freight investments across modes. In February 2018, FHWA approved the FMTP as FDOT's State Freight Plan.

- FDOT also developed and refined a methodology to identify freight bottlenecks on Florida's SIS on an annual basis using vehicle probe data and travel time reliability measures. Identification of bottlenecks and estimation of their delay impact aids FDOT in focusing on relief efforts and ranking them by priority. In turn, this information is incorporated into FDOT's SIT to help identify the most important SIS capacity Project to relieve congestion.

The Hernando-Citrus MPO TIP reflects investment priorities established in the Hernando-Citrus 2045 Long Range Transportation Plan. The focus of the MPO's investments that address system performance and freight can be found in the Five-Year Funded Project of this document. Those Project include:

- Corridor improvements
- Intersection improvements (on NHS roads)
- Project evaluated in the CMP and selected for the TIP
- Investments in transit, bicycle, or pedestrian systems that promote mode shift
- Freight improvements (Interstate) that increase reliability (could include improved weigh stations, addressing identified truck bottlenecks on the Interstate, etc.).
- TSMO/ITS Project or programs
- Travel demand management programs, park and ride lots, etc.

The Project included in the TIP are consistent with FDOT's Five Year Work Program, and therefore to FDOT's approach to prioritize funding to address performance goals and targets. Per federal planning requirements, the state selects Project on the NHS in cooperation with the MPO from the approved TIP. Given the significant resources devoted in the TIP to programs that address system performance and freight, the MPO anticipates that once

implemented, the TIP will contribute to progress towards achieving the statewide reliability performance targets.

TRANSIT ASSET MANAGEMENT MEASURESTRANSIT ASSET PERFORMANCE MEASURES

On July 26, 2016, FTA published the final Transit Asset Management rule. This rule applies to all recipients and subrecipients of Federal transit funding that own, operate, or manage public transportation capital assets. The rule defines the term “state of good repair,” requires that public transportation providers develop and implement transit asset management (TAM) plans and establishes state of good repair standards and performance measures for four asset categories: equipment, rolling stock, transit infrastructure, and facilities. The rule became effective on October 1, 2018.

Table 6.1 identifies performance measures outlined in the final rule for transit asset management.

FTA TAM Performance Measures

For equipment and rolling stock classes, useful life benchmark (ULB) is defined as the expected lifecycle of a capital asset, or the acceptable period of use in service, for a particular transit provider’s operating environment. ULB considers a provider’s unique operating environment such as geography, service frequency, etc. and is not the same as an asset’s useful life.

Public transportation agencies are required to establish and report transit asset management targets annually for the following fiscal year. Each public transit provider or its sponsors must share its targets with each MPO in which the transit provider’s Project and services are programmed in the MPO’s TIP. MPOs are required to establish initial transit asset management targets within 180 days of the date that public transportation providers establish initial targets. However, MPOs are not required to establish transit asset management targets annually each time the transit provider establishes targets. Instead, subsequent MPO targets must be established when the MPO updates or amends the TIP or LRTP. When establishing transit asset management targets, the MPO can either agree to program Project that will support the transit

provider targets or establish its own separate regional transit asset management targets for the MPO planning area. MPO targets may differ from agency targets, especially if there are multiple transit agencies in the MPO planning area.

Table 8: Transit Asset Performance Measures

Asset Category	Performance Measure
Equipment	Percentage of non-revenue, support-service and maintenance vehicles that have met or exceeded their Useful Life Benchmark
Rolling Stock	Percentage of revenue vehicles within a particular asset class that have either met or exceeded their Useful Life Benchmark
Infrastructure	Percentage of track segments with performance restrictions
Facilities	Percentage of facilities within an asset class rated below condition 3 on the TERM scale

The TAM rule defines two tiers of public transportation providers based on size parameters. Tier I providers are those that operate rail service or more than 100 vehicles in all fixed route modes, or more than 100 vehicles or more in one non-fixed route mode. Tier II providers are those that are a subrecipient of FTA 5311 funds, or an American Indian Tribe, or have 100 or less vehicles across all fixed route modes or have 100 vehicles or less in one non-fixed route mode. A Tier I provider must establish its own transit asset management targets, as well as report performance and other data to FTA. A Tier II provider has the option to establish its own targets or to participate in a group plan with other Tier II providers whereby targets are established by a plan sponsor, typically a state DOT, for the entire group.

A total of 28 transit providers participated in the FDOT Group TAM Plan (Table 8). The participants in the FDOT Group TAM Plan are comprised of the Section 5311 Rural Program and open-door Section 5310 Enhanced Mobility of Seniors & Individuals with Disabilities FDOT subrecipients. The Group TAM Plan was adopted in October 2018 and covers fiscal years 2018-2019 through 2021-2022.

The Hernando-Citrus MPO area is served by two (2) transit providers: The Bus in Hernando County and the Citrus Transit in Citrus County. They are considered Tier 1 Providers and have developed a TAM Plan that can be found on pages 177 to 180 in this document.

Table 9: Florida Group TAM Plan Participants

District	Participating Transit Providers
1	Good Wheels, Inc Central Florida Regional Planning Council DeSoto County Transportation
2	Suwannee Valley Transit Big Bend Transit Baker County Council on Aging Nassau County Transit Clay Transit Ride Solutions Levy County Transit Ride Solutions Suwannee River Economic Council (SREC)
3	Tri-County Community Council Big Bend District 3 Santa Rosa Transit Gulf County ARC Calhoun Senior Citizen Center Liberty County Transit JTRANS Wakulla Transit
4	<i>No participating providers</i>
5	Sumter Transit Marion Transit Flagler County Public Transportation
6	Key West Transit
7	Neighborly Care Network Mid-Florida Community Service ARC Tampa Bay ARC Nature Coast PARC

Public Transportation Provider Targets

On September 18, 2018, the Hernando-Citrus MPO agreed to support The Bus and Citrus Transit’s asset management targets, thus agreeing to plan and program Project in the TIP that once implemented, are anticipated to make progress toward achieving the transit provider targets.

The transit asset management targets are based on the condition of existing transit assets and planned investments in equipment, rolling stock, infrastructure, and facilities. The targets reflect the most recent data available on the number, age, and condition of transit assets, and expectations and capital investment plans for improving these assets. Table 9: Group Transit Asset Management Targets for Tier II Providers summarizes both existing conditions for the most recent year available, and the targets.

Table 10: Group Transit Asset Management Targets for Tier II Providers

Asset Category - Performance Measure	Asset Class	FY 2019 Asset Conditions	FY 2020 Performance Target
Revenue Vehicles			
Age - % of revenue vehicles within a particular asset class that have met or exceeded their Useful Life Benchmark (ULB)	Automobile	55%	45%
	Bus	15%	13%
	Cutaway Bus	28%	28%
	Mini-Bus	31%	28%
	Mini-Van	13%	11%
	SUV	0%	0%
	Van	47%	34%
Equipment			
Age - % of equipment or non-revenue vehicles within a particular asset class that have met or exceeded their Useful Life Benchmark (ULB)	Non-Revenue /Service Automobile	67%	67%
	Trucks and other Rubber Tire Vehicles	50%	40%
	Maintenance Equipment	50%	50%
	Routing and Scheduling Software	100%	100%
Facilities			
Condition - % of facilities with a condition rating below 3.0 on the FTA Transit Economic Requirements Model (TERM) Scale	Administration	0%	9%
	Maintenance	6%	12%

Transit Asset Management in the TIP

The Hernando-Citrus MPO's TIP was developed and is managed in cooperation with The Bus and Citrus Transit operators. It reflects the investment priorities established in the 2040 Long Range Transportation Plan

FTA funding, as programmed by the region's transit providers and FDOT, is used for programs and products to improve the condition of the region's transit assets. The focus of Hernando-Citrus MPO's investments that address transit state of good repair include Project, programs, and strategies funded in the TIP that address transit equipment, vehicles, infrastructure, or facilities in the MPO area to include:

- Bus and other vehicle purchases and replacements
- Equipment purchases and replacements
- Retrofits
- Repair, rehabilitation, and replacement of transit facilities
- Repair, rehabilitation, and replacement of transit infrastructure

Transit asset condition and state of good repair is a consideration in the methodology Hernando-Citrus MPO 2040 Long Range Transportation Plan uses to select Project for inclusion in the TIP. The TIP includes specific investment priorities that support all of the MPO's goals, including transit state of good repair, using a prioritization and Project selection process established in the LRTP. This process evaluates Project that, once implemented, are anticipated to improve transit state of good repair in the MPO's planning area.

The Hernando-Citrus MPO's TIP has been evaluated and the anticipated effect of the overall program is that, once implemented, progress will be made towards achieving the transit asset performance targets. The MPO will continue to coordinate with

The Bus and Citrus Transit to maintain the region's transit assets in a state of good repair.

Investment decisions for asset replacement in the FDOT Group TAM Plan inventory are made with the goal to maintain or improve the percentage of vehicles, equipment, and facilities in an adequate or better condition as indicated in Appendix 2 of the FDOT Group TAM Plan. FDOT and its subrecipient transit providers will monitor all assets for unsafe conditions. Identifying an opportunity to improve the safety of an asset, however, does not necessarily indicate an unsafe condition. When an unacceptable safety risk associated with an asset is identified, that asset will be ranked with higher investment priority to the extent practicable.

HERNANDO/CITRUS MPO TRANSIT ASSET MANAGEMENT TARGETS

On September 18, 2018, the MPO adopted Resolution 2018-11 to incorporate the performance targets and measures identified in the Transit Asset Management Plan for TheBus into the TIP below.

Hernando County, Florida by Vehicle Type, and year, 2019-2023. Table 10, 11 and 12 show the targets established.

TAM Performance Measures and Targets, Hernando County: Age

Age is the percent of revenue vehicles within a particular asset class that have met or exceeded their Useful Life Benchmark (ULB) for

Table 11: Percentage of Revenue Vehicles in Hernando County, Florida that have met or exceeded their ULB, by Revenue Vehicle Type and Target Year, 2019 to 2023

REVENUE VEHICLE TYPE	2019 TARGET	2020 TARGET	2021 TARGET	2022 TARGET	2023 TARGET
AB - Articulated Bus	N/A	N/A	N/A	N/A	N/A
AO – Automobile	N/A	N/A	N/A	N/A	N/A
BR- Over-the-Road Bus	N/A	N/A	N/A	N/A	N/A
BU – Bus	10%	10%	10%	10%	N/A
CY – Cutaway Bus	10%	20%	20%	10%	10%
DB – Double Decked Bus	N/A	N/A	N/A	N/A	N/A
FB – Ferry Boat	N/A	N/A	N/A	N/A	N/A
MB – Mini-Bus	N/A	N/A	N/A	N/A	N/A
MV – Mini-Van	N/A	100%			
RT – Rubber-Tire Vintage Trolley	N/A	N/A	N/A	N/A	N/A
SB – School Bus	N/A	N/A	N/A	N/A	N/A
SV – Sports Utility	N/A	N/A	N/A	N/A	N/A
TB – Trolley Bus	N/A	N/A	N/A	N/A	N/A
VN – Van	N/A	N/A	N/A	N/A	N/A
Custom 1	N/A	N/A	N/A	N/A	N/A
Custom 2	N/A	N/A	N/A	N/A	N/A
Custom 3	N/A	N/A	N/A	N/A	N/A

Table 12: Percentage of Equipment in Hernando County, Florida that have met or exceeded their ULB, by Equipment Type and Target Year, 2019 to 2023

EQUIPMENT TYPE	2019 TARGET	2020 TARGET	2021 TARGET	2022 TARGET	2023 TARGET
Non-Revenue / Service Automobile	N/A	N/A	N/A	N/A	N/A
Steel Wheel Vehicles	N/A	N/A	N/A	N/A	N/A
Trucks and other Rubber Tire Vehicles	N/A	N/A	N/A	N/A	N/A
Intelligent Transportation System	N/A	N/A	N/A	N/A	N/A
Electronic Farebox System	N/A	N/A	N/A	N/A	N/A
Custom 3	N/A	N/A	N/A	N/A	N/A

**This table is included in the document to provide information for the State and Federal Governments*

Table 13: Percentage of Facilities in Hernando County, Florida that have met or exceeded their ULB, by Facility Type and Target Year, 2019 to 2023

FACILITY TYPE	2019 TARGET	2020 TARGET	2021 TARGET	2022 TARGET	2023 TARGET
Administration	N/A	N/A	N/A	N/A	N/A
Maintenance	N/A	N/A	N/A	N/A	N/A
Parking Structures	N/A	N/A	N/A	N/A	N/A
Passenger Facilities	N/A	N/A	N/A	N/A	N/A
Equipment Storage Facility	N/A	N/A	N/A	N/A	N/A
Custom 2	N/A	N/A	N/A	N/A	N/A
Custom 3	N/A	N/A	N/A	N/A	N/A

**This table is included in the document to provide information for the State and Federal Governments*

TAM Performance Measures and Targets, Citrus County: Age

On September 18, 2018, the MPO adopted Resolution 2018-11 to incorporate the performance targets and measures identified in the Citrus County Asset Management Plan for Citrus Transit into the TIP shown in Table 13, Table 14, and Table 15 below.

Table 14: Percentage of Revenue Vehicles in Citrus County, Florida that have met or exceeded their ULB, by Revenue Vehicle Type and Target Year, 2019 to 2023

REVENUE VEHICLE TYPE	2019 TARGET	2020 TARGET	2021 TARGET	2022 TARGET	2023 TARGET
AB-Articulated Bus	N/A	N/A	N/A	N/A	N/A
AO – Automobile	N/A	N/A	N/A	N/A	N/A
BR- Over-the-Road Bus	N/A	N/A	N/A	N/A	N/A
BU – Bus	N/A	N/A	N/A	N/A	N/A
CY – Cutaway Bus	20%	20%	20%	20%	20%
DB – Double Decked Bus	N/A	N/A	N/A	N/A	N/A
FB – Ferry Boat	N/A	N/A	N/A	N/A	N/A
MB – Mini-Bus	N/A	N/A	N/A	N/A	N/A
MV – Mini-Van	100%	N/A	N/A	N/A	N/A
RT – Rubber-Tire Vintage Trolley	N/A	N/A	N/A	N/A	N/A
SB – School Bus	N/A	N/A	N/A	N/A	N/A
SV – Sports Utility	N/A	N/A	N/A	N/A	N/A
TB – Trolley Bus	N/A	N/A	N/A	N/A	N/A
VN – Van	N/A	N/A	N/A	N/A	N/A
Generator	0%	N/A	N/A	N/A	N/A
Custom 2	N/A	N/A	N/A	N/A	N/A
Custom 3	N/A	N/A	N/A	N/A	N/A

Table 15: Percentage of Equipment in Citrus County, Florida that have met or exceeded their ULB, by Equipment Type and Target Year, 2019 to 2023

EQUIPMENT TYPE	2019 TARGET	2020 TARGET	2021 TARGET	2022 TARGET	2023 TARGET
Non-Revenue / Service Automobile	N/A	N/A	N/A	N/A	N/A
Steel Wheel Vehicles	N/A	N/A	N/A	N/A	N/A
Trucks and other Rubber Tire Vehicles	N/A	N/A	N/A	N/A	N/A
Intelligent Transportation System	N/A	N/A	N/A	N/A	N/A
Electronic Farebox System	N/A	N/A	N/A	N/A	N/A
Custom 3	N/A	N/A	N/A	N/A	N/A

**This table contains no values for the target years. It is included in the document to provide information for the State and Federal Governments*

Table 16: Percentage of Facilities in Citrus County, Florida that have met or exceeded their ULB, by Facility Type and Target Year, 2019 to 2023

FACILITY TYPE	2019 TARGET	2020 TARGET	2021 TARGET	2022 TARGET	2023 TARGET
Administration	N/A	N/A	N/A	N/A	N/A
Maintenance	N/A	N/A	N/A	N/A	N/A
Parking Structures	N/A	N/A	N/A	N/A	N/A
Passenger Facilities	N/A	N/A	N/A	N/A	N/A
Equipment Storage Facility	N/A	N/A	N/A	N/A	N/A
Custom 2	N/A	N/A	N/A	N/A	N/A
Custom 3	N/A	N/A	N/A	N/A	N/A

**This table contains no values for the target years. It is included in the document to provide information for the State and Federal Governments*

Transit Safety Performance

The Federal Transit Administration (FTA) established transit safety performance management requirements in the Public Transportation Agency Safety Plan (PTASP) final rule, which was published on July 19, 2018. This rule requires providers of public transportation systems that receive federal financial assistance under 49 U.S.C. Chapter 53 to develop and implement a PTASP based on a Safety Management Systems approach.

The PTASP must include performance targets for the performance measures established by FTA in the National Public Transportation Safety Plan, which was published on January 28, 2017. The transit safety performance measures are:

- Total number of reportable fatalities and rate per total vehicle revenue miles by mode.
- Total number of reportable injuries and rate per total vehicle revenue miles by mode.
- Total number of reportable safety events and rate per total vehicle revenue miles by mode.
- System reliability – mean distance between major mechanical failures by mode.

The PTASP rule takes effect on July 19, 2019. Each provider of public transportation that is subject to the rule must certify it has a PTASP, including transit safety targets for the above measures, in place no later than July 20, 2020. MPOs then have 180 days to establish transit safety targets for the MPO planning area. Once the public transportation provider establishes targets, it must make the targets available to MPOs to aid in the planning process. The Hernando-Citrus MPO must reflect those targets in any LRTP and TIP updated on or after July 20, 2021.

APPENDIX C: FY2020 – FY 2021 LIST OF PRIORITY PROJECTS

**HERNANDO/ CITRUS MPO
MAJOR IMPROVEMENT and CONGESTION MANAGEMENT PROGRAMS
FY 2020/2021 LIST OF PRIORITY PROJECTS
Approved by the MPO June 18, 2019**



RANK	FPN	Agency	FACILITY	FROM	TO	ACTIVITY	PROJECT PHASE	YEAR	COST
FY 2020/2021 Production	411011 2,3,4	FDOT	I-75 (SR 93)	Pasco County	Sumter County	Add 2 lanes (existing 4)	DESIGN BUILD	UNDERWAY	\$140,379,975
	405270 1,3,4	FTE	Suncoast Parkway II (SR 589)	US 98	SR 44	New 4 lane Toll Road	CONST	UNDERWAY	\$191,085,178
	442764 1	FTE	Suncoast Parkway II (SR 589)	SR 44	CR 486	New 4 lane Toll Road	CONST	2024	\$77,114,000
	430051 2	FDOT	SR 50/US 98 (Cortez Blvd.)	Lockhart Road	E. of Remington Road	Add 2 lanes (existing 4)	CONST	2020	\$6,090,534
	416732 4	FDOT	SR 50/US 98 (Cortez Blvd.)	Windmere Rd.	US 98 (McKethan Rd.)	Add 2 lanes (existing 4)	CONST	2020	\$47,933,139
	416732 3	FDOT	SR 50 (Cortez Blvd.)	US 98 (McKethan Rd.)	US 301 (Treiman Blvd.)	Add 2 lanes (existing 2)	CONST	2020	\$26,590,207
	257298 5	FDOT	CR 578 (County Line Rd.)	Toll 589 (Suncoast Pkwy.)	US 41 (Broad St.)	Construct 4 lanes	CONST	2019	\$28,333,252
	405822 2	FDOT	US 19 (SR 55)/US 98	W. Green Acres St.	W. Jump Ct.	Add 2 lanes (existing 4)	CONST	UNDERWAY	\$29,268,982
	405822 3	FDOT	US 19 (SR 55)/US 98	W. Jump Ct.	W. Fort Island Trail	Add 2 lanes (existing 4)	CONST	UNDERWAY	\$37,962,912
	416733 2	FDOT	SR 50 Bypass	CR 485 (Cobb Rd.)	W. of Buck Hope Road	Add 2 lanes (existing 4)	CONST	2023	\$8,683,498
	416735 1	FDOT	SR 50 Bypass	W. of Buck Hope Road	Jefferson Street (50A)	Add 2 lanes (existing 4)	CONST	2024	\$36,932,171
	257165 3	FDOT	US 41 (SR 45) (N. Florida Ave.)	SR 44 (E. Gulf to Lake Hwy.)	S of Withlacoochee Trail Bridge	Add 2 lanes (existing 2)	CONST	2023	\$12,284,687
	254677 4	FDOT	US 41 (N. Florida Ave.) (SR 45)	N. Independence Hwy.	Intersection	Congestion Project	CST	UNDERWAY	\$192,242
1		FDOT	US 41 (SR 45) (N. Florida Ave.)	S. of Withlacoochee Trail Bridge	SR 200 (N. Carl G Rose Hwy.)				
	257165 4	FDOT	US 41 (SR 45) (N. Florida Ave.)	S of Withlacoochee Trail Bridge	Live Oak Ln.	Add 2 lanes (existing 2)	ROW	2020-2021	
	257165 5	FDOT	US 41 (SR 45) (N. Florida Ave.)	Live Oak Ln.	Arlington St.	Add 2 lanes (existing 2)	ROW	2024	
	257165 2	FDOT	US 41 (SR 45) (N. Florida Ave.)	E. Arlington St.	SR 200 (N. Carl G Rose Hwy.)	Add 2 lanes (existing 2)	ADV ROW	BEGAN	
2	442835 1	FDOT	SR 50 (Cortez Blvd.)	US 301/SR 35 (Treiman Blvd.)	Hernando/Sumter Co. Line	Add 2 lanes (existing 2)	ADV ROW	2022	
3		FDOT	US 41/SR 50A One Way Pairs	W. of Mildred Ave.	US 41/SR 50A intersection	Complete Streets	STUDY Fund		
4	LF	Citrus Co.	Croft Ave.	SR 44 (E. Gulf to Lake Hwy.)	E. Hayes St.	Add 2 lanes (existing 2)			
5		FDOT	US 98 Realignment to CR 485/Cobb Rd	US 98 (Ponce de Leon Blvd.)	SR 50 (Cortez Blvd.)	Add 2 lanes (existing 2)	TO BE IMPROVED AFTER SR 50BYPASS COMPLETED		
6	LF	Citrus Co.	CR 490A (W. Grover Cleveland Blvd.)	US 19 (SR 55)/US 98	CR 491 (S. Lecanto Hwy.)	Add 2 lanes (existing 2)			
7	438613 1	FDOT	US 41 (SR 45) (Broad St.)	Spring Hill Dr.	Powell Rd.	Add 2 lanes (existing 4)			
8	LF	Citrus Co.	CR 491 (N. Lecanto Hwy.)	W. Pine Ridge Blvd.	US 41/SR 45	Add 2 lanes (existing 2)			
9	LF	Citrus Co.	CR 490 (Homosassa Trail)	US 19 (SR 55)/US 98	SR 44 (W. Gulf to Lake Hwy.)	Add 2 lanes (existing 2)			
10	4058225	FDOT	US 19 (SR 55)/US 98	Cardinal Street	Green Acres	Add 2 lanes (existing 4)			
U		FDOT	SR 200 (N Carl G. Rose Hwy)	US 41	Marion County Line	Add 2 lanes (existing 2)			

Terms Key

- U** Unranked
- CONST** Construction
- PD&E** Project Development and Environment
- PE** Preliminary Engineering/Design
- ROW** Right-of-Way
- LF** Local Funds



Hernando-Citrus MPO - FY 2020/2021
List of Priority Projects (LOPP)
Transportation Alternative Projects (TA)
 Approved by the MPO on June 18, 2019

Project Rank	FPN	R esp. Agency	Project/Corridor	From	To	Area	Project Type	Project Phase/Year
Production	4367111	FDOT	Explorer K-8 - Sidewalks (SRTS Application)	w/n 2-mile radius of school		HC	SRTS	CST 2019
	4367101	FDOT	JD Floyd K-8 - Sidewalks (SRTS Application)	w/n 2-mile radius of school		HC	SRTS	CST 2020
	4367121	FDOT	Brooksville Elementary - Sidewalk (SRTS Application)	w/n 2-mile radius of school		COB	SRTS	CST 2020
	4367091	FDOT	Westside Elementary - Sidewalk (SRTS application)	w/n 2-mile radius of school		HC	SRTS	CST 2020
	4372642	FDOT	GNT Gap Connector Trail - Multi-Use Trail	SR50/Cortez Blvd.	GNT	HC/COB	ST	CST 2020
	4357201	FDOT	West GNT Trail Connector - Multi-Use Trail	W Suncoast Pkwy	SR 50/Cortez Blvd.	HC/COB	ST	CST 2020
	4395091	FDOT	Deltona Blvd. - Sidewalk	Elgin Blvd.	SR 50	HC	TA	CST 2021
	4367081	FDOT	Deltona Blvd. - Sidewalk	Spring Hill Dr.	Begonia St.	HC	TA	CST 2021
	4337141	FDOT	E. Linden Dr.- Sidewalk	Coronado Dr.	Spring Hill Dr.	HC	TA	CST 2021
	4374841	FDOT	W. Landover Blvd.	Northcliffe Blvd.	Elgin Blvd.	HC	TA	CST 2023
	4395081	FDOT	Elgin Blvd. - Sidewalk	Deltona Blvd.	Mariner Blvd.	HC	TA	CST 2022
	4386511	FDOT	S Linden Dr. - Sidewalk	County Line Rd.	Spring Hill Dr.	HC	TA	CST 2024
	4375141 / FDOT		US 19/SR 55/S. Suncoast Blvd. - Multi-Use Trail	Hernando/Citrus County Line	W. Green Acres St.	CC/CR	RRR	CST 2020
	4396981 / FDOT		Forest Ridge Elementary - Phase I Sidewalk	W. Norvell Bryant Hwy (CR 486)	W. Lake Beverly Dr.	CC	SRTS	CST 2021
	4373491 / FDOT		Withlacoochee State Trail (WST) Connector	WST Northern Terminus	Dunnellon Trailhead	CC	ST	CST 2019
	4396991 / FDOT		Pleasant Grove Elementary (CR 581) - Sidewalk	Pleasant Grove Rd.	W. Gulf to Lake Hwy (SR 44)	CC/INV	SRTS	CST 2020
4411041 / FDOT		N Turkey Oak Dr.	SR 44	US 19	CC/INV	SRTS	CST 2021	
Project Rank	FPN	R esp. Agency	Project/Corridor	From	To	Area	Project Type	Project Phase/Year
1	4433581	FDOT	Withlacoochee State Trail (WST) - Rehabilitation	Hernando/Citrus County Line	Citrus/Marion County Line	CC	TBD	Feasibility Study 2020
			Section d (6.38 Miles)	Citrus/Hernando County Border	Floral City	CC	TBD	
			Section e (6.97 Miles)	Floral City	North Apopka Ave.	CC	TBD	
			Section f (5.07 Miles)	North Apopka Ave.	Norvell Bryant Hwy.	CC/INV	TBD	
			Section g (5.05 Miles)	Norvell Bryant Hwy.	CR 491	CC	TBD	
			Section h (5.34 Miles)	CR 491	Citrus/Marion County Border	CC	TBD	
2	4411071	FDOT	Eastside Elementary - Sidewalk	w/n 2-mile radius of school		HC	SRTS	PE 2022
3			Forest Ridge Elementary - Phase II Sidewalk	W. Lake Beverly Dr.	N. Lecanto Hwy (CR 491)	CC	SRTS/TA	Application Pending
4	4411031	FDOT	Fox Chapel Middle School - Sidewalk	w/n 2-mile radius of school		HC	SRTS	PE 2022
5			Rock Crusher Sidewalk	W. Homosassa Trail (CR490)	W. Gulf to Bay Hwy (SR44)	CC	TA	No Application
6			Sunshine Grove Rd. - Sidewalk	Ken Austin Pkwy.	Hexam Rd.	HC	TA	Application Submitted
7			Three Sisters Springs Connector - Multi-Use Trail	US 19/Kings Bay Drive	486 Trail	CC/CR	LF/CIGP	Application Submitted
8			California St./Powell Rd. - Sidewalk	Spring Hill Dr./California St.	Powell Rd./Rowan Rd.	HC	TA	Application Submitted
9			Ft. Island Trail - Multi-Use Trail	Gulf of Mexico	Three Sisters Trail	CC/CR	TA	Consultant Study Complete/ETDM
10			Cobblestone Dr. - Sidewalk	Pinehurst Dr.	County Line Rd.	HC	TA	Application Submitted
11			Sugarmill Woods - Multi-Use Trail along US 98	Oak Village Blvd.	Trailhead/Parking lot near the Suncoast Parkway II	CC	TA	No Application

12	W. Linden Dr. - Sidewalk	Spring Hill Dr.	Mariner Blvd.	HC	52	TA	Application Submitted
13	W. Cardinal St. - Sidewalk	US 19 (S. Suncoast Blvd.)	S. Lecanto Hwy (CR 491)	CC		TA	No Application
14	Amero Ln. - Sidewalk	Coronado Dr.	Anderson Snow Rd.	HC		TA	Application Submitted
15	E. Vine St. & E. Gospel Is. Rd. - Sidewalk	N. Apopka Ave.	W. Gulf to Lake Hwy (SR 44)	CC		TA	No Application
16	Nightwalker Rd. - Sidewalk	Cortez Blvd. (SR 50)	Madrid Rd.	HC		TA	Application Submitted
17	N. Independence Hwy. - PS/Sidewalk	E. Gulf to Lake Hwy (SR 44)	N. Florida Ave (US 41)	CC		TA	No Application
18	Good Neighbor Trail (GNT) - Rehabilitation	Jefferson St.	Jasmine St.	COB/HC		TA	Application Submitted
19	US 19 Trailhead & Crossing	Crosstown Trail at US 19 - (In City of Crystal River)		CC/CR		TA	No Application
20	Withlacoochee State Trail (WST) - Reconstruction	Pasco/Hernando County Line	Citrus/Marion County Line	HC		TBD	No Application
	Section a (3.15 Miles)	Pasco/Hernando Border	SR 50	HC		TBD	
	Section b (5.15 Miles)	SR 50	Croom Rd.	HC		TBD	
	Section c (5.90 Miles)	Croom Rd.	Hernando/Citrus Border	HC		TBD	
21	South Apoka Connector - Phase I	Dampier St.	Highland Blvd.	CC/INV		TA	No Application
22	Suncoast Trail/U.S. 98 - Trailhead/Restroom	Suncoast Trail/US 98		HC		TA	No Application
23	W. Halls River Rd. (CR 490A) - Sidewalk	S. Riverview Circle	US 19 (S. Suncoast Blvd.)	CC		TA	No Application
24	Spring Hill Dr. - Sidewalk	US 19	Ken Lake Ave.	HC		TA	No Application
25	Eden Dr. Connector/Sidewalk	WST	Martinis Dr.	CC/INV		TA	No Application
26	Spring Hill Dr. - Sidewalk	Spring Park Way	US 41	HC		TA	Application Submitted
27	Forest Dr. Sidewalk	W. Main St. (SR44)	Independence Hwy.	CC		TA	No Application
28	North Ave. - Sidewalk	Howell Ave.	Zoller St.	COB		TA	ROW issues
29	Turner Camp Rd./Ella Ave. - PS/Sidewalk	US 41	Inverness MS	CC		TA	No Application
30	Kass Circle Improvements	Kass Circle		HC		TA	Under Review
31	Citrus Springs Blvd. - Bicycle Lane/PS	Dunklin Blvd.	W. Deltona Blvd.	CC		TA	No Application
32	Suncoast Trail (SCT) - Rehabilitation	County Line Rd	US 98	HC		TA	Application Submitted
	Section a	County Line Rd.	Spring Hill Dr.	HC		TBD	
	Section b	Spring Hill Dr.	SR 50	HC		TBD	
	Section c	SR 50	Centralia Rd.	HC		TBD	
	Section d	Centralia Rd.	US 98	HC		TBD	
33	Elkcam Blvd. - Bicycle Lane/PS	Pine Ridge Blvd	N Citrus Springs Blvd.	CC		TA	No Application
34	Pine Ridge Blvd. - Multiuse Trail	CR 486	CR 491	CC		TA	No Application
35	South Apoka Connector - Phase II	Highland Blvd.	E Anna Jo Dr.	CC/INV		TA	No Application
36	Mossy Oak Sidewalk	US 41 and Eden Dr.	WST	CC		TA	No Application
37	Sugarmill Woods Bicycle Lane along:			CC		TA	No Application
	a. W. Oak Park Blvd.	Shoppes at Sugarmill Woods	Corkwood Blvd.	CC		TA	
	b. Cypress Blvd. E	W. Oak Park Blvd.	Cypress Circle E	CC		TA	
	c. Corkwood Blvd.	W. Oak Park Blvd.	Cypress Blvd. E	CC		TA	
38	Suncoast Parkway - Ext. to 486	CR 491 - possible trail extension	CR 486 trail	CC		TA	ROW issues
39	W. Miss Maggie Dr. (CR 480) - Sidewalk/PS	Chassowitzka River Campground	US 19 (S. Suncoast Blvd.)	CC		TA	ROW issues

INV
CC
COB
CR
CST
GNT
HC

Inverness
Citrus County
City of Brooksville
Crystal River
Construction
Good Neighbor Trail
Hernando County

OGT
P
PE
PS
ROW
RRR

Office of Greenways & Trails
Programmed for a production phase
Preliminary Engineering/Design
Paved Shoulders
Right-of-Way
Resurfacing, Restoration and Reha

SRTS
ST
TA
TBD
U
WST

Safe Routes to School
SunTrail Funding
Transportation Alternatives
To Be Determined
Unranked
Withlacoochee State Trail

APPENDIX D: TIP FISCAL SUMMARY

Table 16: 5 Year TIP Fund Summary District 7

Fund	Fund Name	<2021	2021	2022	2023	2024	2025	>2025	All Years
ACID	ADV CONSTRUCTION SAFETY (HSID)	\$51,566	\$0	\$0	\$0	\$0	\$0	\$0	\$51,566
ACNP	ADVANCE CONSTRUCTION NHPP	\$1,823,137	\$5,900,437	\$0	\$0	\$0	\$0	\$18,331,589	\$26,055,163
ACSA	ADVANCE CONSTRUCTION (SA)	\$524,180	\$0	\$0	\$0	\$0	\$0	\$0	\$524,180
ACSL	ADVANCE CONSTRUCTION (SL)	\$29,902	\$0	\$0	\$0	\$0	\$0	\$0	\$29,902
ACSS	ADVANCE CONSTRUCTION (SS,HSP)	\$198,402	\$2,981,756	\$0	\$0	\$0	\$0	\$0	\$3,180,158
BNIR	INTRASTATE R/W & BRIDGE BONDS	\$388,926	\$0	\$0	\$0	\$0	\$0	\$0	\$388,926
CM	CONGESTION MITIGATION - AQ	\$0	\$0	1,831,592	\$0	2,611	\$0	\$0	\$1,834,203
D	UNRESTRICTED STATE PRIMARY	\$53,957,354	\$3,723,461	\$3,758,656	\$3,758,656	\$3,758,656	\$3,758,656	\$0	\$72,715,439
DDR	DISTRICT DEDICATED REVENUE	\$7,798,430	\$16,095,274	\$5,733,300	\$12,172,005	\$0	\$17,552,741	\$0	\$59,351,750
DI	ST. - S/W INTER/INTRASTATE HWY	\$20,881,971	\$0	\$53,570,878	\$11,039,588	\$0	\$0	\$0	\$85,492,437
DIH	STATE IN-HOUSE PRODUCT SUPPORT	\$750,434	\$563,370	\$978,668	\$415,432	\$0	\$238,067	\$0	\$2,945,971
DPTO	STATE - PTO	\$2,611,804	\$1,352,422	\$702,380	\$1,024,883	\$1,287,557	\$7,824	\$0	\$6,986,870
DS	STATE PRIMARY HIGHWAYS & PTO	\$5,355,754	\$3,937,288	\$5,690,386	\$4,430,671	\$0	\$0	\$0	\$19,414,099
DU	STATE PRIMARY/FEDERAL REIMB	\$12,171,470	\$675,015	\$718,593	\$757,269	\$788,624	\$778,487	\$0	\$15,889,458
FAA	FEDERAL AVIATION ADMIN	\$0	\$486,000	\$954,900	\$400,500	\$0	\$0	\$0	\$1,841,400
FTA	FEDERAL TRANSIT ADMINISTRATION	\$11,893,786	\$1,800,000	\$1,800,000	\$900,000	\$0	\$0	\$0	\$16,393,786
GFSA	GF STPBG ANY AREA	\$4,740,206	\$0	\$0	\$0	\$0	\$0	\$0	\$4,740,206
GFSN	GF STPBG <5K (RURAL)	\$291,351	\$0	\$0	\$0	\$0	\$0	\$0	\$291,351

Fund	Fund Name	<2021	2021	2022	2023	2024	2025	>2025	All Years
GMR	GROWTH MANAGEMENT FOR SIS	\$3,093,900	\$0	\$0	\$0	\$0	\$0	\$11,780,000	\$14,873,900
GRSC	GROWTH MANAGEMENT FOR SCOP	\$0	\$653,795	\$678,513	\$731,923	\$1,465,476	\$0	\$0	\$3,529,707
HSP	SAFETY (HIWAY SAFETY PROGRAM)	\$111,201	\$0	\$0	\$0	\$0	\$0	\$0	\$111,201
LF	LOCAL FUNDS	\$18,719,469	\$2,430,926	\$2,443,070	\$2,181,838	\$2,206,129	\$1,521,262	\$0	\$28,502,694
LFP	LOCAL FUNDS FOR PARTICIPATING	\$0	\$533,316	\$488,933	\$486,428	\$0	\$0	\$0	\$1,508,677
NHPP	IM, BRDG REPL, NATNL HWY-MAP21	\$85,258	\$0	\$0	\$0	\$0	\$0	\$0	\$85,258
PKBD	TURNPIKE MASTER BOND FUND	\$91,889,535	\$0	\$0	\$45,000,000	\$0	\$0	\$0	\$136,889,535
PKED	2012 SB1998-TURNPIKE FEEDER RD	\$7,256,984	\$0	\$0	\$0	\$0	\$0	\$0	\$7,256,984
PKYI	TURNPIKE IMPROVEMENT	\$88,296,613	\$22,919,720	\$3,360,000	\$22,682,914	\$2,470,216	\$0	\$0	\$139,729,463
PKYR	TURNPIKE RENEWAL & REPLACEMENT	\$4,145	\$0	\$0	\$0	\$0	\$0	\$0	\$4,145
PL	METRO PLAN (85% FA; 15% OTHER)	\$0	\$502,824	\$1,306,131	\$502,824	\$502,824	\$502,824	\$0	\$3,317,427
RHH	RAIL HIGHWAY X-INGS - HAZARD	\$0	\$341,123	\$0	\$0	\$0	\$0	\$0	\$341,123
SA	STP, ANY AREA	\$2,124,062	\$2,123,135	\$0	\$4,786,009	\$64,750	\$0	\$0	\$9,097,956
SCED	2012 SB1998-SMALL CO OUTREACH	\$0	\$256,410	\$256,410	\$256,410	\$0	\$0	\$0	\$769,230
SCOP	SMALL COUNTY OUTREACH PROGRAM	\$0	\$389,358	\$251,684	\$167,618	\$205,469	\$0	\$0	\$1,014,129
SCWR	2015 SB2514A-SMALL CO OUTREACH	\$0	\$300,385	\$280,188	\$303,333	0	\$0	\$0	\$883,906
SL	STP, AREAS <= 200K	\$1,989,227	\$2,298,728	\$12,500	\$12,500	\$12,500	\$0	\$0	\$4,325,455
SN	STP, MANDATORY NON-URBAN <= 5K	\$2,068,568	\$649,114	\$682,163	\$652,596	\$681,847	\$681,064	\$0	\$5,415,352
SR2T	SAFE ROUTES - TRANSFER	\$931,046	\$2,662,824	\$510,551	\$0	\$1,116,041	\$0	\$0	\$5,220,462
TALL	TRANSPORTATION ALTS-<200K	\$0	\$349,508	\$347,490	\$347,358	\$347,328	\$0	\$0	\$1,391,684

Fund	Fund Name	<2021	2021	2022	2023	2024	2025	>2025	All Years
TALN	TRANSPORTATION ALTS- < 5K	\$0	\$155,043	\$0	\$0	\$0	\$0	\$0	\$155,043
TALT	TRANSPORTATION ALTS- ANY AREA	\$206,750	\$1,180,559	\$949,480	\$260,681	\$361,687	\$0	\$0	\$2,959,157
TLWR	2015 SB2514A-TRAIL NETWORK	\$6,380,261	\$0	\$12,526,155	\$0	\$0	\$0	\$0	\$18,906,416
TRIP	TRANS REGIONAL INCENTIVE PROGM	\$0	\$174,958	\$0	\$0	\$0	\$0	\$0	\$174,958
Grand Total		\$346,625,692	\$75,436,749	\$99,832,621	\$113,271,436	\$15,271,715	\$25,040,925	\$30,111,589	\$705,590,727

Modified January 27, 2021 per FDOT request. DDR - District Dedicated Revenue for 2021 reduced by \$11,389, LF - Local Funds for 2021 reduced by \$11,389; Totals adjusted accordingly. Modified April 5, 2021, to add close out balance of \$803,307 to PL Fund for 2022; totals adjusted accordingly.

Fiscal Constraint (FY 2021-FY 2025) – **Total Revenue** (Appendix D TIP Fiscal Summary) matches the **Total Project Cost** by year (APPENDIX E: Five Year Funding Project) as shown in the table and chart below.

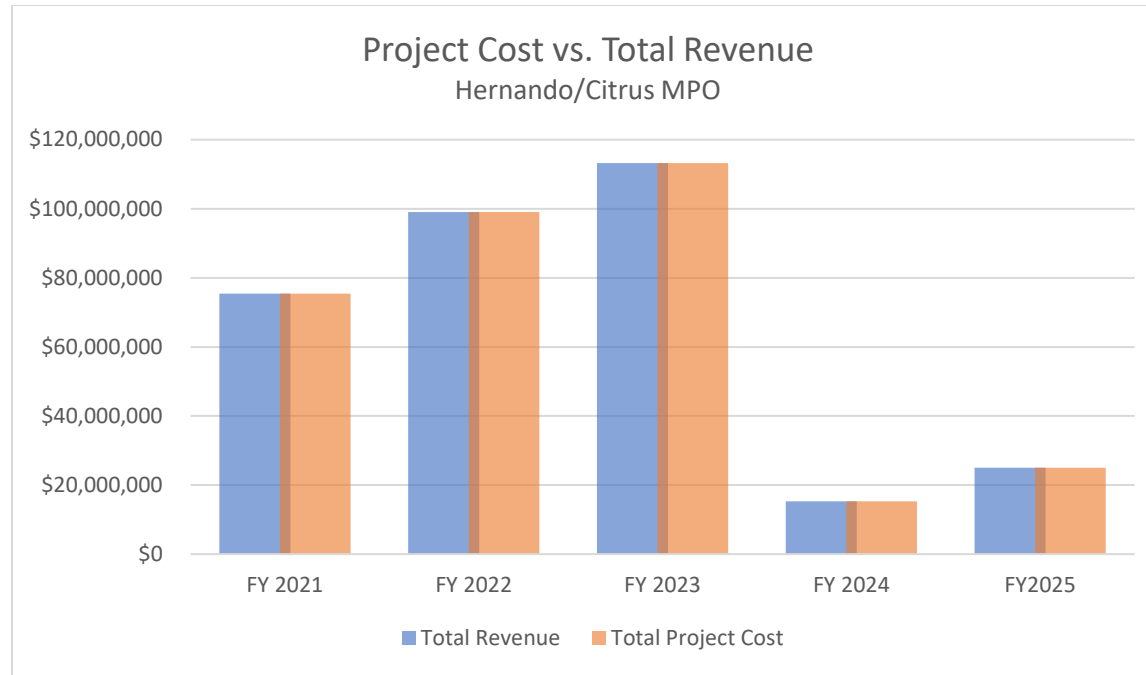


Table 17: Fiscal Constraint Total Project Costs and Revenue by year, Hernando Citrus MPO Area

	FY 2021	FY 2022	FY 2023	FY 2024	FY 2025
Total Revenue	\$75,436,749	\$99,832,621	\$113,271,436	\$15,271,715	\$25,040,925
Total Project Cost	\$75,436,749	\$99,832,621	\$113,271,436	\$15,271,715	\$25,040,925

April 5, 2021, Modification to Table 17 to add close out balance of \$803,307 to FY 2022 and adjusted totals accordingly.

APPENDIX E: FIVE YEAR FUNDED PROJECT

FDOT Five Year Work Program

Highways

Table 18: Item Number: 257165 3

Item Number: 257165 3 Project Description: US 41 (SR 45) FROM SR 44 TO S OF WITHLACOOCHEE TRAIL BRIDGE *NON-SIS*								
District: 07 County: CITRUS Type of Work: ADD LANES & REHABILITATE PVMNT Project Length: .998								
Extra Description: 2 TO 4 LANES								
Objective 3; Goal 3, Objectives 4 & 7 LRTP								
Major Project FY 20/21 Production CST 2023								
Fund	<2021	2021	2022	2023	2024	2025	>2025	All Years
RIGHT OF WAY / MANAGED BY FDOT								
CM -CONGESTION MITIGATION - AQ	0	0	1,831,592	0	0	0	0	1,831,592
DDR -DISTRICT DEDICATED REVENUE	557,699	2,420,936	286,880	0	0	0	0	3,265,515
DIH -STATE IN-HOUSE PRODUCT SUPPORT	84,846	164,207	0	0	0	0	0	249,053
DS -STATE PRIMARY HIGHWAYS & PTO	6,361	0	3,020,656	0	0	0	0	3,027,017
GFSA -GF STPBG ANY AREA	0	4,740,206	0	0	0	0	0	4,740,206
GFSN -GF STPBG <5K (RURAL)	0	291,351	0	0	0	0	0	291,351
SA -STP, ANY AREA	0	2,123,135	0	0	0	0	0	2,123,135
SN -STP, MANDATORY NON-URBAN <= 5K	0	2,655,182	669,663	0	0	0	0	3,324,845
CONSTRUCTION / MANAGED BY FDOT								
DDR -DISTRICT DEDICATED REVENUE	0	0	0	9,353,920	0	0	0	9,353,920
DIH -STATE IN-HOUSE PRODUCT SUPPORT	0	0	0	205,278	0	0	0	205,278
SA -STP, ANY AREA	0	0	0	4,786,009	0	0	0	4,786,009
SN -STP, MANDATORY NON-URBAN <= 5K	0	0	0	640,096	0	0	0	640,096
ENVIRONMENTAL / MANAGED BY FDOT								
DS -STATE PRIMARY HIGHWAYS & PTO	32,885	300,000	0	0	0	0	0	332,885
Item 257165 3 Totals:	681,791	12,695,017	5,808,791	14,985,303	0	0	0	34,170,902

*The Numbers in green reflect the information provided to the Hernando/Citrus MPO by FDOT as a part of the September 10, 2020 Roll-Forward Amendment

Table 19: Item Number: 257165 4

Item Number: 257165 4 Project Description: US 41 (SR 45) FROM S OF WITHLACOOCHEE TRAIL BRIDGE TO E OF LIVE OAK LN *NON-SIS*								
District: 07 County: CITRUS Type of Work: ADD LANES & REHABILITATE PVMNT Project Length: .899								
Extra Description: 2 TO 4 LANES								
Goal 3, Objectives 4 and 7 LRTP								
Major Project FY 20/21 #1 ROW 20/21								
Fund	<2021	2021	2022	2023	2024	2025	>2025	All Years
RIGHT OF WAY / MANAGED BY FDOT								
DDR -DISTRICT DEDICATED REVENUE	330,189	1,009,142	2,847,969	0	0	0	0	4,187,300
DIH -STATE IN-HOUSE PRODUCT SUPPORT	100,101	79,899	0	0	0	0	0	180,000
DS -STATE PRIMARY HIGHWAYS & PTO	43,000	0	0	0	0	0	0	43,000
CONSTRUCTION / MANAGED BY FDOT								
DDR -DISTRICT DEDICATED REVENUE	0	0	0	0	0	15,570,101	0	15,570,101
DIH -STATE IN-HOUSE PRODUCT SUPPORT	0	0	0	0	0	221,607	0	221,607
SN -STP, MANDATORY NON-URBAN <= 5K	0	0	0	0	0	681,064	0	681,064
Item 257165 4 Totals:	473,290	1,089,041	2,847,969	0	0	16,472,772	0	20,883,072

Table 20: Item Number: 257165 5

Item Number: 257165 5 Project Description: US 41 (SR 45) FROM E OF LIVE OAK LANE TO E OF ARLINGTON *NON-SIS*								
District: 07 County: CITRUS Type of Work: ADD LANES & REHABILITATE PVMNT Project Length: .897								
Extra Description: 2 TO 4 LANES								
Goal 3, Objectives 4 and 7 LRTP								
Major Project FY 20/21 #1 ROW 2024								
Fund	<2021	2021	2022	2023	2024	2025	>2025	All Years
RIGHT OF WAY / MANAGED BY FDOT								
CM -CONGESTION MITIGATION - AQ	0	0	0	0	2,611	0	0	2,611
SN -STP, MANDATORY NON-URBAN <= 5K	0	0	0	0	669,347	0	0	669,347
Item 257165 5 Totals:	0	0	0	0	671,958	0	0	671,958
Project Total:	9,550,230	5,438,909	8,656,760	14,985,303	671,958	16,472,772	0	55,775,932

Table 21: Item Number: 405822 5

Item Number: 405822 5 Project Description: US 19 FROM W CARDINAL ST TO W GREEN ACRES ST *SIS*								
District: 07 County: CITRUS Type of Work: ADD LANES & RECONSTRUCT Project Length: 4.090								
Extra Description: 4 TO 6 LANES								
Goal 3, Objectives 4 and 7 LRTP								
Major Project FY 20/21 #10								
Fund	<2021	2021	2022	2023	2024	2025	>2025	All Years
PRELIMINARY ENGINEERING / MANAGED BY FDOT								
DDR -DISTRICT DEDICATED REVENUE	506,076	0	0	0	0	0	0	506,076
DIH -STATE IN-HOUSE PRODUCT SUPPORT	19,831	0	0	0	0	0	0	19,831
DS -STATE PRIMARY HIGHWAYS & PTO	57,212	0	0	0	0	0	0	57,212
SA -STP, ANY AREA	1,760,062	0	0	0	0	0	0	1,760,062
ENVIRONMENTAL / MANAGED BY FDOT								
SA -STP, ANY AREA	0	0	0	0	64,750	0	0	64,750
Item 405822 5 Totals:	2,343,181	0	0	0	64,750	0	0	2,407,931
Project Total:	2,343,181	0	0	0	64,750	0	0	2,407,931

Table 22: Item Number: 432582 1

Item Number: 432582 1 Project Description: SR 44 FROM E OF W NORVELL BRYANT HWY TO W OF N LOPP PT *SIS*								
District: 07 County: CITRUS Type of Work: RESURFACING Project Length: 2.250								
Extra Description: 4 LANES								
Goal 4, Objective 1; Goal 6 Objective 1 LRTP								
Fund	<2021	2021	2022	2023	2024	2025	>2025	All Years
PRELIMINARY ENGINEERING / MANAGED BY FDOT								
DIH -STATE IN-HOUSE PRODUCT SUPPORT	6,000	1,000	0	0	0	0	0	7,000
DS -STATE PRIMARY HIGHWAYS & PTO	0	1,368,336	0	0	0	0	0	1,368,336
CONSTRUCTION / MANAGED BY FDOT								
DIH -STATE IN-HOUSE PRODUCT SUPPORT	0	0	0	55,826	0	0	0	55,826
DS -STATE PRIMARY HIGHWAYS & PTO	0	0	0	4,019,489	0	0	0	4,019,489
Item 432582 1 Totals:	6,000	1,369,336	0	4,075,315	0	0	0	5,450,651
Project Total:	6,000	1,369,336	0	4,075,315	0	0	0	5,450,651

Table 23: Item Number: 435295 2

Item Number: 435295 2 Project Description: W CITRUS SPRINGS BLVD FROM N SANTOS DR TO US 41 *NON-SIS*								
District: 07 County: CITRUS Type of Work: RESURFACING Project Length: 2.323								
Extra Description: 2 LANES								
Goal 4, Objective 1; Goal 6, Objective 1 LRTP								
Fund	<2021	2021	2022	2023	2024	2025	>2025	All Years
CONSTRUCTION / RESPONSIBLE AGENCY NOT AVAILABLE								
GRSC -GROWTH MANAGEMENT FOR SCOP	0	643,185	0	0	0	0	0	643,185
LFP -LOCAL FUNDS FOR PARTICIPATING	0	379,691	0	0	0	0	0	379,691
SCED -2012 SB1998-SMALL CO OUTREACH	0	102,240	0	0	0	0	0	102,240
SCOP -SMALL COUNTY OUTREACH PROGRAM	0	385,482	0	0	0	0	0	385,482
SCWR -2015 SB2514A-SMALL CO OUTREACH	0	8,166	0	0	0	0	0	8,166
Item 435295 2 Totals:	0	1,518,764	0	0	0	0	0	1,518,764
Project Total:	0	1,518,764	0	0	0	0	0	1,518,764

Table 24: Item Number: 437514 2

Item Number: 437514 2 Project Description: US 19/US 98/SR 55/S SUNCOAST BLVD FR HERNANDO CO LN TO W GREEN ACRES. *SIS*								
District: 07 County: CITRUS Type of Work: BIKE PATH/TRAIL Project Length: 6.832								
Extra Description: DESIGN AND CONSTRUCT 10FT SHARED USE PATH ON E SIDE OF US 19								
Goal 1, Objective 2; Goal 3, Objectives 4 and 7 LRTP								
TA FY 20/21 Production CST 2020 RRR								
Fund	<2021	2021	2022	2023	2024	2025	>2025	All Years
PRELIMINARY ENGINEERING / MANAGED BY FDOT								
DDR -DISTRICT DEDICATED REVENUE	10,812	0	0	0	0	0	0	10,812
DIH -STATE IN-HOUSE PRODUCT SUPPORT	8,000	0	0	0	0	0	0	8,000
DS -STATE PRIMARY HIGHWAYS & PTO	1,236,006	0	0	0	0	0	0	1,236,006
RIGHT OF WAY / MANAGED BY FDOT								
DIH -STATE IN-HOUSE PRODUCT SUPPORT	1,009	0	0	0	0	0	0	1,009
CONSTRUCTION / MANAGED BY FDOT								
DDR -DISTRICT DEDICATED REVENUE	0	7,926,449	0	0	0	0	0	7,926,449
DIH -STATE IN-HOUSE PRODUCT SUPPORT	0	107,537	0	0	0	0	0	107,537
DS -STATE PRIMARY HIGHWAYS & PTO	0	182,952	0	0	0	0	0	182,952
ENVIRONMENTAL / MANAGED BY FDOT								
DDR -DISTRICT DEDICATED REVENUE	210,000	0	0	0	0	0	0	210,000
Item 437514 2 Totals:	1,465,827	8,216,938	0	0	0	0	0	9,682,765
Project Total:	1,465,827	8,216,938	0	0	0	0	0	9,682,765

Table 25: Item Number: 439698 1

Item Number: 439698 1 Project Description: FOREST RIDGE ELEM FR CR486/NORVELL BRYANT HWY TO W LAKE BEVERLY DR *NON-SIS*									
District: 07 County: CITRUS Type of Work: SIDEWALK Project Length: 1.605									
Extra Description: CONSTRUCT 5' SIDEWALK FOREST RIDGE BLVD-SRTS									
Goal 1, Objectives 2 and 3 LRTP									
TA FY 20/21 Production CST 2021 SRTS									
Fund	<2021	2021	2022	2023	2024	2025	>2025	All Years	
PRELIMINARY ENGINEERING / MANAGED BY FDOT									
SR2T -SAFE ROUTES - TRANSFER	582,276	0	0	0	0	0	0	582,276	
CONSTRUCTION / MANAGED BY FDOT									
SR2T -SAFE ROUTES - TRANSFER	0	1,807,547	0	0	0	0	0	1,807,547	
Item 439698 1 Totals:	582,276	1,807,547	0	0	0	0	0	2,389,823	
Project Total:	582,276	1,807,547	0	0	0	0	0	2,389,823	

Table 26: Item Number: 439706 1

Item Number: 439706 1 Project Description: S CANARY PALM TERRACE FROM W GREEN ACRE ST TO W OAKLAWN ST *NON-SIS*									
District: 07 County: CITRUS Type of Work: RESURFACING Project Length: .253									
Extra Description: 2 LANES									
Goal 4, Objective 1; Goal 6, Objective 1 LRTP									
Fund	<2021	2021	2022	2023	2024	2025	>2025	All Years	
CONSTRUCTION / RESPONSIBLE AGENCY NOT AVAILABLE									
LFP -LOCAL FUNDS FOR PARTICIPATING	0	31,125	0	0	0	0	0	31,125	
SCWR -2015 SB2514A-SMALL CO OUTREACH	0	93,375	0	0	0	0	0	93,375	
Item 439706 1 Totals:	0	124,500	0	0	0	0	0	124,500	
Project Total:	0	124,500	0	0	0	0	0	124,500	

Table 27: Item Number: 439707 1

Item Number: 439707 1 Project Description: N DELTONA BLVD FROM W HOMEWAY LOOP TO W CITRUS SPRINGS BLVD *NON-SIS*								
District: 07 County: CITRUS Type of Work: RESURFACING Project Length: .617								
Extra Description: 2 LANES								
Goal 4, Objective 1, Goal 6, Objective 1 LRTP								
Fund	<2021	2021	2022	2023	2024	2025	>2025	All Years
CONSTRUCTION / RESPONSIBLE AGENCY NOT AVAILABLE								
GRSC -GROWTH MANAGEMENT FOR SCOP	0	10,610	0	0	0	0	0	10,610
LFP -LOCAL FUNDS FOR PARTICIPATING	0	122,500	0	0	0	0	0	122,500
SCED -2012 SB1998-SMALL CO OUTREACH	0	154,170	0	0	0	0	0	154,170
SCOP -SMALL COUNTY OUTREACH PROGRAM	0	3,876	0	0	0	0	0	3,876
SCWR -2015 SB2514A-SMALL CO OUTREACH	0	198,844	0	0	0	0	0	198,844
Item 439707 1 Totals:	0	490,000	0	0	0	0	0	490,000
Project Total:	0	490,000	0	0	0	0	0	490,000

Table 28: Item Number: 441090 1

Item Number: 441090 1 Project Description: E WITHLACOOCHEE TR (CR 39) FROM E SCOTT LN TO SR 200 *NON-SIS*								
District: 07 County: CITRUS Type of Work: RESURFACING Project Length: .868								
Extra Description: 2 LANES								
Goal 4, Objective 1; Goal 6, Objective 1 LRTP								
Fund	<2021	2021	2022	2023	2024	2025	>2025	All Years
CONSTRUCTION / RESPONSIBLE AGENCY NOT AVAILABLE								
GRSC -GROWTH MANAGEMENT FOR SCOP	0	0	270,768	0	0	0	0	270,768
LFP -LOCAL FUNDS FOR PARTICIPATING	0	0	90,256	0	0	0	0	90,256
Item 441090 1 Totals:	0	0	361,024	0	0	0	0	361,024
Project Total:	0	0	361,024	0	0	0	0	361,024

Table 29: Item Number: 441091 1

Item Number: 441091 1 Project Description: E TURNER CAMP RD (CR 581) FROM E BANKS RD TO E MATTHEW MEADOW CT *NON-SIS*								
District: 07 County: CITRUS Type of Work: RESURFACING Project Length: 2.418								
Extra Description: 2 LANES								
Goal 4, Objective 1; Goal 6, Objective 1 LRTP								
Fund	<2021	2021	2022	2023	2024	2025	>2025	All Years
CONSTRUCTION / RESPONSIBLE AGENCY NOT AVAILABLE								
GRSC -GROWTH MANAGEMENT FOR SCOP	0	0	407,745	0	0	0	0	407,745
LFP -LOCAL FUNDS FOR PARTICIPATING	0	0	188,678	0	0	0	0	188,678
SCOP -SMALL COUNTY OUTREACH PROGRAM	0	0	158,287	0	0	0	0	158,287
Item 441091 1 Totals:	0	0	754,710	0	0	0	0	754,710
Project Total:	0	0	754,710	0	0	0	0	754,710

Table 30: Item Number: 441092 1

Item Number: 441092 1 Project Description: W YULEE DRIVE (CR 490) FROM W BRADSHAW ST TO US 19 *NON-SIS*								
District: 07 County: CITRUS Type of Work: RESURFACING Project Length: .690								
Extra Description: 2 LANES								
Goal 4, Objective 1, Goal 6, Objective 1 LRTP								
Fund	<2021	2021	2022	2023	2024	2025	>2025	All Years
CONSTRUCTION / RESPONSIBLE AGENCY NOT AVAILABLE								
LFP -LOCAL FUNDS FOR PARTICIPATING	0	0	88,580	0	0	0	0	88,580
SCWR -2015 SB2514A-SMALL CO OUTREACH	0	0	265,739	0	0	0	0	265,739
Item 441092 1 Totals:	0	0	354,319	0	0	0	0	354,319
Project Total:	0	0	354,319	0	0	0	0	354,319

Table 31: Item Number: 441093 1

Item Number: 441093 1 Project Description: S GREAT OAKS DRIVE FROM FLORAL PARK DR TO E ORANGE AVE *NON-SIS*								
District: 07 County: CITRUS Type of Work: RESURFACING Project Length: 1.756								
Extra Description: 2 LANES								
Goal 4, Objective 1; Goal 6, Objective 1 LRTP								
Fund	<2021	2021	2022	2023	2024	2025	>2025	All Years
CONSTRUCTION / RESPONSIBLE AGENCY NOT AVAILABLE								
LFP -LOCAL FUNDS FOR PARTICIPATING	0	0	121,419	0	0	0	0	121,419
SCED -2012 SB1998-SMALL CO OUTREACH	0	0	256,410	0	0	0	0	256,410
SCOP -SMALL COUNTY OUTREACH PROGRAM	0	0	93,397	0	0	0	0	93,397
SCWR -2015 SB2514A-SMALL CO OUTREACH	0	0	14,449	0	0	0	0	14,449
Item 441093 1 Totals:	0	0	485,675	0	0	0	0	485,675
Project Total:	0	0	485,675	0	0	0	0	485,675

Table 32: Item Number: 441095 1

Item Number: 441095 1 Project Description: E WITHLACOOCHEE TRL/CR 39 FROM W OF E TASHA CT TO E SCOTT LANE *NON-SIS*								
District: 07 County: CITRUS Type of Work: RESURFACING Project Length: 1.518								
Extra Description: 2 LANES								
Goal 4, Objective 1; Goal 6, Objective 1 LRTP								
Fund	<2021	2021	2022	2023	2024	2025	>2025	All Years
CONSTRUCTION / RESPONSIBLE AGENCY NOT AVAILABLE								
GRSC -GROWTH MANAGEMENT FOR SCOP	0	0	0	731,923	0	0	0	731,923
LFP -LOCAL FUNDS FOR PARTICIPATING	0	0	0	293,358	0	0	0	293,358
SCED -2012 SB1998-SMALL CO OUTREACH	0	0	0	148,151	0	0	0	148,151
Item 441095 1 Totals:	0	0	0	1,173,432	0	0	0	1,173,432
Project Total:	0	0	0	1,173,432	0	0	0	1,173,432

Table 33: Item Number: 441104 1

Item Number: 441104 1 Project Description: N TURKEY OAK DR FROM NW 11TH AVE TO SR 44 *NON-SIS*									
District: 07 County: CITRUS Type of Work: SIDEWALK Project Length: 3.215									
Extra Description: CONSTRUCT 5' SIDEWALK. CRYSTAL RIVER HIGH SCHOOL SRTS									
Goal 1, Objectives 2&3, Goal 4, Objectives 4 & 7 LRTP									
TA FY 20/21 SR 44 to US 19 Production CST 2021									
Fund	<2021	2021	2022	2023	2024	2025	>2025	All Years	
PRELIMINARY ENGINEERING / MANAGED BY FDOT									
SA -STP, ANY AREA	364,000	0	0	0	0	0	0	364,000	
SR2T -SAFE ROUTES - TRANSFER	348,770	0	0	0	0	0	0	348,770	
CONSTRUCTION / MANAGED BY FDOT									
SR2T -SAFE ROUTES - TRANSFER	0	855,277	0	0	0	0	0	855,277	
Item 441104 1 Totals:	712,770	855,277	0	0	0	0	0	1,568,047	
Project Total:	712,770	855,277	0	0	0	0	0	1,568,047	

Table 34: Item Number: 441105 1

Item Number: 441105 1 Project Description: FOREST RIDGE ELEMENTARY FROM W LAKE BEVERLY DR TO W COLBERT CT *NON-SIS*									
District: 07 County: CITRUS Type of Work: SIDEWALK Project Length: .750									
Extra Description: CONSTRUCT 5' SIDEWALK - FOREST RIDGE ELEMENTARY - SRTS									
Goal 1, Objectives 2&3; Goal 3, Objectives 4&7 LRTP									
TA FY 20/21 #3 boundary to 491 SRTS application pending									
Fund	<2021	2021	2022	2023	2024	2025	>2025	All Years	
PRELIMINARY ENGINEERING / MANAGED BY FDOT									
SR2T -SAFE ROUTES - TRANSFER	0	0	0	0	377,178	0	0	377,178	
Item 441105 1 Totals:	0	0	0	0	377,178	0	0	377,178	
Project Total:	0	0	0	0	377,178	0	0	377,178	

Table 35: Item Number: 441665 1

Item Number: 441665 1 Project Description: SR 44/NE 5TH FROM US 19/US 98/SR 55/SUNCOAST BLVD TO E OF NE 10TH AVE *SIS*								
District: 07 County: CITRUS Type of Work: RESURFACING Project Length: .604								
Extra Description: 4 LANES								
Goal 4, Objective 1; Goal 6, Objective 1 L RTP								
Fund	<2021	2021	2022	2023	2024	2025	>2025	All Years
PRELIMINARY ENGINEERING / MANAGED BY FDOT								
DDR -DISTRICT DEDICATED REVENUE	128,322	0	0	0	0	0	0	128,322
DIH -STATE IN-HOUSE PRODUCT SUPPORT	17,000	0	0	0	0	0	0	17,000
DS -STATE PRIMARY HIGHWAYS & PTO	804,650	0	0	0	0	0	0	804,650
CONSTRUCTION / MANAGED BY FDOT								
DDR -DISTRICT DEDICATED REVENUE	0	0	1,622,468	0	0	0	0	1,622,468
DIH -STATE IN-HOUSE PRODUCT SUPPORT	0	0	23,615	0	0	0	0	23,615
DS -STATE PRIMARY HIGHWAYS & PTO	7,607	0	0	0	0	0	0	7,607
ENVIRONMENTAL / MANAGED BY FDOT								
DS -STATE PRIMARY HIGHWAYS & PTO	0	10,000	0	0	0	0	0	10,000
Item 441665 1 Totals:	957,579	10,000	1,646,083	0	0	0	0	2,613,662
Project Total:	957,579	10,000	1,646,083	0	0	0	0	2,613,662

Table 36: Item Number: 443358 1

Item Number: 443358 1 Project Description: WITHLACOOCHEE TRAIL FROM HERNANDO CL TO MARION CL *NON-SIS*								
District: 07 County: CITRUS Type of Work: BIKE PATH/TRAIL Project Length: .000								
Extra Description: RESURFACING TRAIL - SEVERE PAVEMENT ONLY								
Goal 2, Objective 4; Goal 3, Objectives 2, 4, and 7 L RTP								
TA FY 20/21 #1 TBD funding Feasibility Study 2020								
Fund	<2021	2021	2022	2023	2024	2025	>2025	All Years
PRELIMINARY ENGINEERING / MANAGED BY FDOT								
ACSA -ADVANCE CONSTRUCTION (SA)	999	0	0	0	0	0	0	999
DESIGN BUILD / MANAGED BY FDOT								
TALN -TRANSPORTATION ALTS- < 5K	0	155,043	0	0	0	0	0	155,043
TALT -TRANSPORTATION ALTS- ANY AREA	0	968,427	0	0	0	0	0	968,427
Item 443358 1 Totals:	999	1,123,470	0	0	0	0	0	1,124,469
Project Total:	999	1,123,470	0	0	0	0	0	1,124,469

Table 37: Item Number: 443411 1

Item Number: 443411 1 Project Description: E TRAILS END/CR 39A FROM E WYMAR TR TO S WITHLAPOPKA DR *NON-SIS*								
District: 07 County: CITRUS Type of Work: RESURFACING Project Length: 1.666								
Extra Description: 2 LANES								
Goal 4, Objective 1; Goal 6, Objective 1 LRTP								
Fund	<2021	2021	2022	2023	2024	2025	>2025	All Years
CONSTRUCTION / RESPONSIBLE AGENCY NOT AVAILABLE								
LFP -LOCAL FUNDS FOR PARTICIPATING	0	0	0	193,070	0	0	0	193,070
SCED -2012 SB1998-SMALL CO OUTREACH	0	0	0	108,259	0	0	0	108,259
SCOP -SMALL COUNTY OUTREACH PROGRAM	0	0	0	167,618	0	0	0	167,618
SCWR -2015 SB2514A-SMALL CO OUTREACH	0	0	0	303,333	0	0	0	303,333
Item 443411 1 Totals:	0	0	0	772,280	0	0	0	772,280
Project Total:	0	0	0	772,280	0	0	0	772,280

Table 38: Item Number: 443981 1

Item Number: 443981 1 Project Description: US 41/SR 45 FROM SOUTH OF SR 44 TO GRACE STREET *SIS*								
District: 07 County: CITRUS Type of Work: TRAFFIC OPS IMPROVEMENT Project Length: .243								
Extra Description: SB LEFT TURN LANE AND 7 FT BUFFERED BIKE LANE								
Goal 1, Objectives 2&3, Goal 3, Objectives 3, 4, & 7 LRTP								
Fund	<2021	2021	2022	2023	2024	2025	>2025	All Years
PRELIMINARY ENGINEERING / MANAGED BY FDOT								
DIH -STATE IN-HOUSE PRODUCT SUPPORT	0	0	0	1,000	0	0	0	1,000
DS -STATE PRIMARY HIGHWAYS & PTO	0	0	0	411,182	0	0	0	411,182
CONSTRUCTION / MANAGED BY FDOT								
DDR -DISTRICT DEDICATED REVENUE	0	0	0	0	0	1,185,097	0	1,185,097
DIH -STATE IN-HOUSE PRODUCT SUPPORT	0	0	0	0	0	16,460	0	16,460
Item 443981 1 Totals:	0	0	0	412,182	0	1,201,557	0	1,613,739
Project Total:	0	0	0	412,182	0	1,201,557	0	1,613,739

Table 39: Item Number: 445661 1

Item Number: 445661 1 Project Description: DUNKENFIELD AVE FROM W VENABLE ST TO N OF MARION WAY *NON-SIS*								
District: 07 County: CITRUS Type of Work: RESURFACING Project Length: 1.930								
Extra Description: 2 LANES								
Goal 4, Objective 1; Goal 6, Objective 1 LRTP								
Fund	<2021	2021	2022	2023	2024	2025	>2025	All Years
CONSTRUCTION / RESPONSIBLE AGENCY NOT AVAILABLE								
GRSC -GROWTH MANAGEMENT FOR SCOP	0	0	0	0	1,465,476	0	0	1,465,476
LF -LOCAL FUNDS	0	0	0	0	556,981	0	0	556,981
SCOP -SMALL COUNTY OUTREACH PROGRAM	0	0	0	0	205,469	0	0	205,469
Item 445661 1 Totals:	0	0	0	0	2,227,926	0	0	2,227,926
Project Total:	0	0	0	0	2,227,926	0	0	2,227,926

Table 40: Item Number: 446606 1

Item Number: 446606 1 Project Description: NORTH CAMAE POINT ROAD @ RR CROSSING 622623C *NON-SIS*								
District: 07 County: CITRUS Type of Work: RAIL SAFETY PROJECT Length: .000								
Goal 1, Objective 1; Goal 2, Objective 1; Goal 4, Objective 1 LRTP								
Fund	<2021	2021	2022	2023	2024	2025	>2025	All Years
Extra Description: 20 FT OF MBM CROSSING SYSTEM, ASPHALT PAVING, MARKINGS/SIGNAGE								
RAILROAD & UTILITIES / MANAGED BY FDOT								
RHH -RAIL HIGHWAY X-INGS - HAZARD	0	103,612	0	0	0	0	0	103,612
Item 446606 1 Totals:	0	103,612	0	0	0	0	0	103,612
Project Total:	0	103,612	0	0	0	0	0	103,612

Table 41: Item Number: 446607 1

Item Number: 446607 1 Project Description: NORTH G MARTINELLI BLVD @ RR CROSSING 628007L *NON-SIS*								
District: 07 County: CITRUS Type of Work: RAIL SAFETY PROJECT Project Length: .000								
Extra Description: 31 FT OF MBM CROSSING SYSTEM, ASPHALT PAVING, MARKINGS/SIGNAGE								
Goal 1, Objective 1; Goal 2, Objective 1; Goal 4, Objective 1 LRTP								
Fund	<2021	2021	2022	2023	2024	2025	>2025	All Years
RAILROAD & UTILITIES / MANAGED BY FDOT								
RHH -RAIL HIGHWAY X-INGS - HAZARD	0	114,842	0	0	0	0	0	114,842
Item 446607 1 Totals:	0	114,842	0	0	0	0	0	114,842
Project Total:	0	114,842	0	0	0	0	0	114,842

Table 42: Item Number: 446610 1

Item Number: 446610 1 Project Description: NORTH G.W. CARVER ROAD @ RR CROSSING 622600V *NON-SIS*								
District: 07 County: CITRUS Type of Work: RAIL SAFETY PROJECT Project Length: .000								
Extra Description: 31 FT OF MBM CROSSING SYSTEM, ASPHALT PAVING, MARKINGS/SIGNAGE								
Goal 1, Objective 1; Goal 2, Objective 1; Goal 4, Objective 1 LRTP								
Fund	<2021	2021	2022	2023	2024	2025	>2025	All Years
RAILROAD & UTILITIES / MANAGED BY FDOT								
RHH -RAIL HIGHWAY X-INGS - HAZARD	0	122,669	0	0	0	0	0	122,669
Item 446610 1 Totals:	0	122,669	0	0	0	0	0	122,669
Project Total:	0	122,669	0	0	0	0	0	122,669

Table 43: Item Number: 416733 2

Item Number: 416733 2 Project Description: SR 50/CORTEZ BLVD FROM COBB RD TO W OF BUCK HOPE RD *SIS*								
District: 07 County: HERNANDO Type of Work: ADD LANES & RECONSTRUCT Project Length: 1.273								
Extra Description: 4 TO 6 LANES								
Goal 1, Objective 3; Goal 2, Objectives 2-4; Goal 3, Objectives 4, 8&9; Goal 4, Objective 1 LRTP								
Maj Project FY 20/21 Production 2023 CST								
Fund	<2021	2021	2022	2023	2024	2025	>2025	All Years
PRELIMINARY ENGINEERING / MANAGED BY FDOT								
DDR -DISTRICT DEDICATED REVENUE	23,726	0	0	0	0	0	0	23,726
DIH -STATE IN-HOUSE PRODUCT SUPPORT	86,885	0	0	0	0	0	0	86,885
DS -STATE PRIMARY HIGHWAYS & PTO	168,650	0	0	0	0	0	0	168,650
GMR -GROWTH MANAGEMENT FOR SIS	3,017,000	0	0	0	0	0	0	3,017,000
RIGHT OF WAY / MANAGED BY FDOT								
BNIR -INTRASTATE R/W & BRIDGE BONDS	388,926	0	0	0	0	0	0	388,926
DI -ST. - S/W INTER/INTRASTATE HWY	831,374	0	0	0	0	0	0	831,374
DIH -STATE IN-HOUSE PRODUCT SUPPORT	21,451	0	0	0	0	0	0	21,451
DS -STATE PRIMARY HIGHWAYS & PTO	4,397	0	0	0	0	0	0	4,397
GMR -GROWTH MANAGEMENT FOR SIS	76,900	0	0	0	0	0	0	76,900
CONSTRUCTION / MANAGED BY FDOT								
DI -ST. - S/W INTER/INTRASTATE HWY	0	0	0	11,039,588	0	0	0	11,039,588
DIH -STATE IN-HOUSE PRODUCT SUPPORT	0	0	0	153,328	0	0	0	153,328
DS -STATE PRIMARY HIGHWAYS & PTO	22,790	0	0	0	0	0	0	22,790
ENVIRONMENTAL / MANAGED BY FDOT								
DDR -DISTRICT DEDICATED REVENUE	14,029	0	144,974	0	0	0	0	159,003
Item 416733 2 Totals:	4,656,128	0	144,974	11,192,916	0	0	0	15,994,018
Project Total:	4,656,128	0	144,974	11,192,916	0	0	0	15,994,018

Table 44 Item Number: 416735 1

Item Number: 416735 1 Project Description: SR 50/CORTEZ BLVD FROM W OF BUCK HOPE RD TO W OF JEFFERSON STREET *SIS*								
District: 07 County: HERNANDO Type of Work: ADD LANES & REHABILITATE PVMNT Project Length: 2.556								
Extra Description: 4 TO 6 LANES								
Goal 1, Objective 3; Goal 2, Objectives 2-4; Goal 3, Objectives 4, 8&9; Goal 4, Objective 1 LRTP								
Major Project FY 20/21 Production 2024 CST								
Fund	<2021	2021	2022	2023	2024	2025	>2025	All Years
PRELIMINARY ENGINEERING / MANAGED BY FDOT								
ACNP -ADVANCE CONSTRUCTION NHPP	1,823,137	0	0	0	0	0	0	1,823,137
ACSA -ADVANCE CONSTRUCTION (SA)	523,181	0	0	0	0	0	0	523,181
ACSL -ADVANCE CONSTRUCTION (SL)	27,902	0	0	0	0	0	0	27,902
DDR -DISTRICT DEDICATED REVENUE	56,023	0	0	0	0	0	0	56,023
DIH -STATE IN-HOUSE PRODUCT SUPPORT	75,499	0	0	0	0	0	0	75,499
DS -STATE PRIMARY HIGHWAYS & PTO	136,702	0	0	0	0	0	0	136,702
NHPP -IM, BRDG REPL, NATNL HWY-MAP21	85,258	0	0	0	0	0	0	85,258
SL -STP, AREAS <= 200K	1,941,227	0	0	0	0	0	0	1,941,227
RIGHT OF WAY / MANAGED BY FDOT								
DDR -DISTRICT DEDICATED REVENUE	285,200	0	0	0	0	0	0	285,200
DIH -STATE IN-HOUSE PRODUCT SUPPORT	20,000	0	0	0	0	0	0	20,000
RAILROAD & UTILITIES / MANAGED BY FDOT								
DDR -DISTRICT DEDICATED REVENUE	50,000	0	0	0	0	0	0	50,000
CONSTRUCTION / MANAGED BY FDOT								
ACNP -ADVANCE CONSTRUCTION NHPP	0	0	0	0	0	0	18,331,589	18,331,589
GMR -GROWTH MANAGEMENT FOR SIS	0	0	0	0	0	0	11,780,000	11,780,000
ENVIRONMENTAL / MANAGED BY FDOT								
DDR -DISTRICT DEDICATED REVENUE	26,944	0	0	111,446	0	0	0	138,390
Item 416735 1 Totals:	5,051,073	0	0	111,446	0	0	30,111,589	35,274,108
Project Total:	5,051,073	0	0	111,446	0	0	30,111,589	35,274,108

Table 45: Item Number: 433714 1

Item Number: 433714 1 Project Description: LINDEN DR FROM CORONADO DR TO SPRING HILL DR *NON-SIS*									
District: 07 County: HERNANDO Type of Work: SIDEWALK Project Length: .953									
Extra Description: DESIGN AND CONSTRUCT 5' SIDEWALK									
Goal 1, Objectives 2&3; Goal 3, Objectives 4&7 LRTP									
TA FY 20/21 Production CST 2021									
Fund	<2021	2021	2022	2023	2024	2025	>2025	All Years	
PRELIMINARY ENGINEERING / MANAGED BY FDOT									
TALT -TRANSPORTATION ALTS- ANY AREA	956	0	0	0	0	0	0	0	956
PRELIMINARY ENGINEERING / MANAGED BY HERNANDO COUNTY BOCC									
TALT -TRANSPORTATION ALTS- ANY AREA	45,044	0	0	0	0	0	0	0	45,044
CONSTRUCTION / MANAGED BY HERNANDO COUNTY BOCC									
TALL -TRANSPORTATION ALTS- <200K	0	349,508	0	0	0	0	0	0	349,508
TALT -TRANSPORTATION ALTS- ANY AREA	0	116,765	0	0	0	0	0	0	116,765
Item 433714 1 Totals:	46,000	466,273	0	0	0	0	0	0	512,273
Project Total:	46,000	466,273	0	0	0	0	0	0	512,273

Table 46: Item Number: 442835 1

Item Number: 442835 1 Project Description: SR 50 FROM US 301/SR 35 TO HERNANDO/SUMTER COUNTY LINE *SIS*								
District: 07 County: HERNANDO Type of Work: ADD LANES & RECONSTRUCT Project Length: 4.771								
Extra Description: 2 TO 4 LANES								
Goal 1, Objective 3; Goal 2, Objectives 2-4; Goal 3, Objectives 4, 8&9; Goal 4, Objective 1 LRTP								
Major Project FY 20/21 #2 Adv ROW 2022								
Fund	<2021	2021	2022	2023	2024	2025	>2025	All Years
RIGHT OF WAY / MANAGED BY FDOT								
DDR -DISTRICT DEDICATED REVENUE	1,200,000	0	0	0	0	0	0	1,200,000
DIH -STATE IN-HOUSE PRODUCT SUPPORT	20,000	90,000	0	0	0	0	0	110,000
DS -STATE PRIMARY HIGHWAYS & PTO	0	2,076,000	3,000	0	0	0	0	2,079,000
RAILROAD & UTILITIES / MANAGED BY FDOT								
DDR -DISTRICT DEDICATED REVENUE	150,000	0	0	0	0	0	0	150,000
CONSTRUCTION / MANAGED BY FDOT								
DI -ST. - S/W INTER/INTRASTATE HWY	0	0	53,570,878	0	0	0	0	53,570,878
DIH -STATE IN-HOUSE PRODUCT SUPPORT	0	0	744,040	0	0	0	0	744,040
DS -STATE PRIMARY HIGHWAYS & PTO	2,586	0	0	0	0	0	0	2,586
ENVIRONMENTAL / MANAGED BY FDOT								
DDR -DISTRICT DEDICATED REVENUE	0	3,800,000	0	0	0	0	0	3,800,000
Item 442835 1 Totals:	1,372,586	5,966,000	54,317,918	0	0	0	0	61,656,504
Project Total:	1,372,586	5,966,000	54,317,918	0	0	0	0	61,656,504

Table 47: Item Number: 437264 2

Item Number: 437264 2 Project Description: GOOD NEIGHBOR TRAIL GAP FR W OF SR 50/CORTEZ BLVD TO GOOD NEIGHBOR TR *SIS*								
District: 07 County: HERNANDO Type of Work: BIKE PATH/TRAIL Project Length: 2.179								
Extra Description: CONNECT 12' TRAIL FR SUNCOAST TRL TO GOOD NEIGHBOR TRL-C2C								
Goal 1, Objectives 2&3; Goal 3, Objectives 4&7 L RTP								
TA FY 20/21 Production CST 2020								
Fund	<2021	2021	2022	2023	2024	2025	>2025	All Years
P D & E / MANAGED BY FDOT								
DS -STATE PRIMARY HIGHWAYS & PTO	13,419	0	0	0	0	0	0	13,419
TLWR -2015 SB2514A-TRAIL NETWORK	549,619	0	0	0	0	0	0	549,619
PRELIMINARY ENGINEERING / MANAGED BY FDOT								
DDR -DISTRICT DEDICATED REVENUE	2,278	0	0	0	0	0	0	2,278
DIH -STATE IN-HOUSE PRODUCT SUPPORT	43,525	0	0	0	0	0	0	43,525
DS -STATE PRIMARY HIGHWAYS & PTO	201,675	0	0	0	0	0	0	201,675
TLWR -2015 SB2514A-TRAIL NETWORK	2,629,842	0	0	0	0	0	0	2,629,842
RIGHT OF WAY / MANAGED BY FDOT								
DIH -STATE IN-HOUSE PRODUCT SUPPORT	120,000	0	0	0	0	0	0	120,000
TLWR -2015 SB2514A-TRAIL NETWORK	3,200,800	0	0	0	0	0	0	3,200,800
RAILROAD & UTILITIES / MANAGED BY FDOT								
DDR -DISTRICT DEDICATED REVENUE	20,000	0	103,123	0	0	0	0	123,123
CONSTRUCTION / MANAGED BY FDOT								
DIH -STATE IN-HOUSE PRODUCT SUPPORT	0	0	173,975	0	0	0	0	173,975
DS -STATE PRIMARY HIGHWAYS & PTO	11,351	0	0	0	0	0	0	11,351
TLWR -2015 SB2514A-TRAIL NETWORK	0	0	12,526,155	0	0	0	0	12,526,155
Item 437264 2 Totals:	6,792,509	0	12,803,253	0	0	0	0	19,595,762
Project Total:	6,792,509	0	12,803,253	0	0	0	0	19,595,762

Table 48: Item Number: 437484 1

Item Number: 437484 1 Project Description: W LANDOVER BLVD FROM NORTHCLIFFE BLVD TO ELGIN BLVD *NON-SIS*								
District: 07 County: HERNANDO Type of Work: SIDEWALK Project Length: 1.233								
Extra Description: DESIGN AND CONSTRUCT 5' SIDEWALK								
Goal 1, Objectives 2&3, Goal 3, Objectives 4&7 LRTP								
TA FY 20/21 Production CST 2023								
Fund	<2021	2021	2022	2023	2024	2025	>2025	All Years
PRELIMINARY ENGINEERING / MANAGED BY HERNANDO COUNTY BOARD OF COUNTY								
TALT -TRANSPORTATION ALTS- ANY AREA	0	95,367	0	0	0	0	0	95,367
CONSTRUCTION / MANAGED BY HERNANDO COUNTY BOARD OF COUNTY								
TALL -TRANSPORTATION ALTS- <200K	0	0	0	347,358	0	0	0	347,358
TALT -TRANSPORTATION ALTS- ANY AREA	0	0	0	260,681	0	0	0	260,681
Item 437484 1 Totals:	0	95,367	0	608,039	0	0	0	703,406
Project Total:	0	95,367	0	608,039	0	0	0	703,406

Table 49: Item Number: 438651 1

Item Number: 438651 1 Project Description: S LINDEN DR FROM COUNTY LINE RD TO SPRING HILL DR *NON-SIS*								
District: 07 County: HERNANDO Type of Work: SIDEWALK Project Length: 2.610								
Extra Description: CONSTRUCT SIDEWALK ON WEST SIDE OF S LINDEN								
Goal 1, Objectives 2&3; Goal 3, Objectives 4&7, LRTP								
TA FY 20/21 Production CST 2024								
Fund	<2021	2021	2022	2023	2024	2025	>2025	All Years
PRELIMINARY ENGINEERING / MANAGED BY HERNANDO COUNTY BOARD OF COUNTY								
TALT -TRANSPORTATION ALTS- ANY AREA	0	0	93,610	0	0	0	0	93,610
CONSTRUCTION / MANAGED BY HERNANDO COUNTY BOARD OF COUNTY								
TALL -TRANSPORTATION ALTS- <200K	0	0	0	0	347,328	0	0	347,328
TALT -TRANSPORTATION ALTS- ANY AREA	0	0	0	0	361,687	0	0	361,687
Item 438651 1 Totals:	0	0	93,610	0	709,015	0	0	802,625
Project Total:	0	0	93,610	0	709,015	0	0	802,625

Table 50: Item Number: 439448 1

Item Number: 439448 1 Project Description: US 98/SR 700/PONCE DE LEON FR N OF CITRUS WAY/CR491 TO S OF CITRUS WAY *NON-SIS*								
District: 07 County: HERNANDO Type of Work: ROUNDABOUT Project Length: .496								
Extra Description: DESIGN AND CONSTRUCT ROUNDABOUT								
Goal 1, Objectives 2&3 LRTP								
Safety issue								
Fund	<2021	2021	2022	2023	2024	2025	>2025	All Years
PRELIMINARY ENGINEERING / MANAGED BY FDOT								
ACID -ADV CONSTRUCTION SAFETY (HSID)	51,566	0	0	0	0	0	0	51,566
ACSS -ADVANCE CONSTRUCTION (SS,HSP)	198,402	0	0	0	0	0	0	198,402
DDR -DISTRICT DEDICATED REVENUE	209	0	0	0	0	0	0	209
DS -STATE PRIMARY HIGHWAYS & PTO	176,646	0	0	0	0	0	0	176,646
HSP -SAFETY (HIWAY SAFETY PROGRAM)	111,201	0	0	0	0	0	0	111,201
CONSTRUCTION / MANAGED BY FDOT								
ACSS -ADVANCE CONSTRUCTION (SS,HSP)	0	2,981,756	0	0	0	0	0	2,981,756
Item 439448 1 Totals:	538,024	2,981,756	0	0	0	0	0	3,519,780
Project Total:	538,024	2,981,756	0	0	0	0	0	3,519,780

Table 51: Item Number: 439508 1

Item Number: 439508 1 Project Description: ELGIN BLVD FROM DELTONA BLVD TO MARINER BLVD *NON-SIS*								
District: 07 County: HERNANDO Type of Work: SIDEWALK Project Length: 2.540								
Extra Description: DESIGN AND CONSTRUCT 5' SIDEWALK ALONG SOUTH SIDE OF ELGIN								
Goal 1, Objectives 2&3; Goal 3, Objectives 4&7, LRTP								
TA FY 2020/21 Production CST 2022								
Fund	<2021	2021	2022	2023	2024	2025	>2025	All Years
PRELIMINARY ENGINEERING / MANAGED BY HERNANDO COUNTY BOCC								
TALT -TRANSPORTATION ALTS- ANY AREA	102,070	0	0	0	0	0	0	102,070
CONSTRUCTION / MANAGED BY HERNANDO COUNTY BOCC								
TALL -TRANSPORTATION ALTS- <200K	0	0	347,490	0	0	0	0	347,490
TALT -TRANSPORTATION ALTS- ANY AREA	0	0	612,710	0	0	0	0	612,710
Item 439508 1 Totals:	102,070	0	960,200	0	0	0	0	1,062,270
Project Total:	102,070	0	960,200	0	0	0	0	1,062,270

Table 52: Item Number: 439509 1

Item Number: 439509 1 Project Description: DELTONA BLVD FROM ELGIN BLVD TO SR 50 (CORTEZ BLVD) *NON-SIS*									
District: 07 County: HERNANDO Type of Work: SIDEWALK Project Length: .524									
Extra Description: DESIGN AND CONSTRUCT 5' SIDEWALK ON WEST SIDE OF DELTONA									
Goal 1, Objectives 2&3; Goal 3, Objectives 4&7 L RTP									
TA FY 20/21 Production CST 2021									
Fund	<2021	2021	2022	2023	2024	2025	>2025	All Years	
PRELIMINARY ENGINEERING / MANAGED BY FDOT									
TALT -TRANSPORTATION ALTS- ANY AREA	956	0	0	0	0	0	0	0	956
PRELIMINARY ENGINEERING / MANAGED BY HERNANDO COUNTY BOARD OF COUNTY									
TALT -TRANSPORTATION ALTS- ANY AREA	57,724	0	0	0	0	0	0	0	57,724
CONSTRUCTION / MANAGED BY HERNANDO COUNTY BOARD OF COUNTY									
TALT -TRANSPORTATION ALTS- ANY AREA	0	0	243,160	0	0	0	0	0	243,160
Item 439509 1 Totals:	58,680	0	243,160	0	0	0	0	0	301,840
Project Total:	58,680	0	243,160	0	0	0	0	0	301,840

Table 53: Item Number: 440064 1

Item Number: 440064 1 Project Description: US 98/SR700/PONCE DE LEON BLVD FROM N OF LANDFILL RD TO CITRUS CO LINE *SIS*									
District: 07 County: HERNANDO Type of Work: RESURFACING Project Length: 2.074									
Extra Description: 4 LANES									
Goal 4, Objective 1; Goal 6, Objective 1, L RTP									
Fund	<2021	2021	2022	2023	2024	2025	>2025	All Years	
PRELIMINARY ENGINEERING / MANAGED BY FDOT									
DDR -DISTRICT DEDICATED REVENUE	358,435	0	0	0	0	0	0	0	358,435
DIH -STATE IN-HOUSE PRODUCT SUPPORT	27,434	0	0	0	0	0	0	0	27,434
DS -STATE PRIMARY HIGHWAYS & PTO	6,435	0	0	0	0	0	0	0	6,435
CONSTRUCTION / MANAGED BY FDOT									
DIH -STATE IN-HOUSE PRODUCT SUPPORT	0	0	37,038	0	0	0	0	0	37,038
DS -STATE PRIMARY HIGHWAYS & PTO	0	0	2,666,730	0	0	0	0	0	2,666,730
Item 440064 1 Totals:	392,304	0	2,703,768	0	0	0	0	0	3,096,072
Project Total:	392,304	0	2,703,768	0	0	0	0	0	3,096,072

Table 54: Item Number: 441103 1

Item Number: 441103 1 Project Description: FOX CHAPEL MS FREEPORT DR FROM DELTONA BLVD TO NORTHCLIFFE BLVD *NON-SIS*								
District: 07 County: HERNANDO Type of Work: SIDEWALK Project Length: 1.550								
Extra Description: CONSTRUCT 6' SIDEWALK, SAFE ROUTES TO SCHOOL								
Goal 1, Objectives 2&3; Goal 3, Objectives 4&7, LRTP								
TA FY 20/21 #2 PE 2022								
Fund	<2021	2021	2022	2023	2024	2025	>2025	All Years
PRELIMINARY ENGINEERING / MANAGED BY HERNANDO COUNTY BOARD OF COUNTY								
SR2T -SAFE ROUTES - TRANSFER	0	0	270,555	0	0	0	0	270,555
CONSTRUCTION / MANAGED BY HERNANDO COUNTY BOARD OF COUNTY								
SR2T -SAFE ROUTES - TRANSFER	0	0	0	0	493,784	0	0	493,784
Item 441103 1 Totals:	0	0	270,555	0	493,784	0	0	764,339
Project Total:	0	0	270,555	0	493,784	0	0	764,339

Table 55: Item Number: 441107 1

Item Number: 441107 1 Project Description: EASTSIDE ELEMENTARY RALEY RD FROM US 98/SR 50/CORTEZ BLVD TO ROPER RD *NON-SIS*								
District: 07 County: HERNANDO Type of Work: SIDEWALK Project Length: .782								
Extra Description: 5' SIDEWALK, SAFE ROUTES TO SCHOOL								
Goal 4, Objective 1; Goal 6, Objective 1 LRTP								
Fund	<2021	2021	2022	2023	2024	2025	>2025	All Years
PRELIMINARY ENGINEERING / MANAGED BY HERNANDO COUNTY BOARD OF COUNTY								
SR2T -SAFE ROUTES - TRANSFER	0	0	239,996	0	0	0	0	239,996
CONSTRUCTION / MANAGED BY HERNANDO COUNTY BOARD OF COUNTY								
SR2T -SAFE ROUTES - TRANSFER	0	0	0	0	245,079	0	0	245,079
Item 441107 1 Totals:	0	0	239,996	0	245,079	0	0	485,075
Project Total:	0	0	239,996	0	245,079	0	0	485,075

Table 56: Item Number: 441386 1

Item Number: 441386 1 Project Description: US 41/SR 45/BROAD ST FR N OF INGRAM ST TO OAKS MHP *NON-SIS*								
District: 07 County: HERNANDO Type of Work: RESURFACING Project Length: 1.952								
Extra Description: 6 LANES, CONCRETE INTERSECTION @ WISCON RD								
Fund	<2021	2021	2022	2023	2024	2025	>2025	All Years
PRELIMINARY ENGINEERING / MANAGED BY FDOT								
DDR -DISTRICT DEDICATED REVENUE	279,286	0	0	0	0	0	0	279,286
DIH -STATE IN-HOUSE PRODUCT SUPPORT	19,765	0	0	0	0	0	0	19,765
DS -STATE PRIMARY HIGHWAYS & PTO	1,020,469	0	0	0	0	0	0	1,020,469
CONSTRUCTION / MANAGED BY FDOT								
ACNP -ADVANCE CONSTRUCTION NHPP	0	5,900,437	0	0	0	0	0	5,900,437
DDR -DISTRICT DEDICATED REVENUE	0	1,824,486	0	0	0	0	0	1,824,486
DIH -STATE IN-HOUSE PRODUCT SUPPORT	0	139,044	0	0	0	0	0	139,044
SL -STP, AREAS <= 200K	0	2,286,228	0	0	0	0	0	2,286,228
Item 441386 1 Totals:	1,319,520	10,150,195	0	0	0	0	0	11,469,715
Project Total:	1,319,520	10,150,195	0	0	0	0	0	11,469,715

Turnpike

Table 57: Item Number: 405270 3

Item Number: 405270 3 Project Description: SUNCOAST PARKWAY 2 - HERNANDO C/L TO SOUTH OF W GROVER CLEVELAND BLVD *SIS*									
District: 07 County: CITRUS Type of Work: NEW ROAD CONSTRUCTION Project Length: 7.410									
Extra Description: S/O FROM 405270-1									
Goal 2, Objective 4; Goal 3, Objectives 4, 7 & 9; Goal 5, Objective 4 LRTP									
Major Project FY 20/21 Production Underway									
Fund	<2021	2021	2022	2023	2024	2025	>2025	All Years	
PRELIMINARY ENGINEERING / MANAGED BY FDOT									
PKYI -TURNPIKE IMPROVEMENT	6,562,019	0	0	0	0	0	0	0	6,562,019
RIGHT OF WAY / MANAGED BY FDOT									
PKYI -TURNPIKE IMPROVEMENT	17,209,095	0	0	0	0	0	0	0	17,209,095
RAILROAD & UTILITIES / MANAGED BY FDOT									
PKYI -TURNPIKE IMPROVEMENT	11,605,553	0	0	0	0	0	0	0	11,605,553
CONSTRUCTION / MANAGED BY FDOT									
PKBD -TURNPIKE MASTER BOND FUND	63,308,653	0	0	0	0	0	0	0	63,308,653
PKYI -TURNPIKE IMPROVEMENT	6,178,858	4,225,720	0	0	0	0	0	0	10,404,578
ENVIRONMENTAL / MANAGED BY FDOT									
PKYI -TURNPIKE IMPROVEMENT	200,000	0	0	0	0	0	0	0	200,000
Item 405270 3 Totals:	105,064,178	4,225,720	0	0	0	0	0	0	109,289,898
Project Total:	105,064,178	4,225,720	0	0	0	0	0	0	109,289,898

Table 58: Item Number: 442764 1

Item Number: 442764 1 Project Description: SUNCOAST II (SR589) - SR 44 TO CR 486 *SIS*								
District: 07 County: CITRUS Type of Work: NEW ROAD CONSTRUCTION Project Length: 3.000								
Goal 2, Objective 4; Goal 3, Objectives 4, 7 & 9; Goal 5, Objective 4 L RTP								
Major Project FY 20/21 Production CST 2024								
Fund	<2021	2021	2022	2023	2024	2025	>2025	All Years
PRELIMINARY ENGINEERING / MANAGED BY FDOT								
PKED -2012 SB1998-TURNPIKE FEEDER RD	7,256,984	0	0	0	0	0	0	7,256,984
PKYI -TURNPIKE IMPROVEMENT	328,673	0	0	0	0	0	0	328,673
RIGHT OF WAY / MANAGED BY FDOT								
PKYI -TURNPIKE IMPROVEMENT	3,051,217	3,510,000	3,100,000	3,398,267	350,216	0	0	13,409,700
RAILROAD & UTILITIES / MANAGED BY FDOT								
PKYI -TURNPIKE IMPROVEMENT	395,000	15,000,000	0	0	0	0	0	15,395,000
CONSTRUCTION / MANAGED BY FDOT								
PKBD -TURNPIKE MASTER BOND FUND	0	0	0	45,000,000	0	0	0	45,000,000
PKYI -TURNPIKE IMPROVEMENT	9,564	0	0	19,284,647	2,120,000	0	0	21,414,211
ENVIRONMENTAL / MANAGED BY FDOT								
PKYI -TURNPIKE IMPROVEMENT	0	0	260,000	0	0	0	0	260,000
Item 442764 1 Totals:	11,041,438	18,510,000	3,360,000	67,682,914	2,470,216	0	0	103,064,568

Table 59: Item Number: 405270 1

Item Number: 405270 1 Project Description: SUNCOAST PARKWAY 2 - US 98 TO HERNANDO/CITRUS COUNTY LINE *SIS*								
District: 07 County: HERNANDO Type of Work: NEW ROAD CONSTRUCTION Project Length: 2.315								
Goal 2, Objective 4; Goal 3, Objectives 4, 7 & 9; Goal 5, Objective 4 L RTP								
Fund	<2021	2021	2022	2023	2024	2025	>2025	All Years
PLANNING / MANAGED BY FDOT								
PKYI -TURNPIKE IMPROVEMENT	958	0	0	0	0	0	0	958
P D & E / MANAGED BY FDOT								
PKYI -TURNPIKE IMPROVEMENT	3,191,874	0	0	0	0	0	0	3,191,874
PRELIMINARY ENGINEERING / MANAGED BY FDOT								
DI -ST. - S/W INTER/INTRASTATE HWY	19,400,000	0	0	0	0	0	0	19,400,000
PKYI -TURNPIKE IMPROVEMENT	12,742,331	0	0	0	0	0	0	12,742,331
PKYR -TURNPIKE RENEWAL & REPLACEMENT	4,145	0	0	0	0	0	0	4,145
RIGHT OF WAY / MANAGED BY FDOT								
DI -ST. - S/W INTER/INTRASTATE HWY	650,597	0	0	0	0	0	0	650,597
PKYI -TURNPIKE IMPROVEMENT	19,871,308	0	0	0	0	0	0	19,871,308
RAILROAD & UTILITIES / MANAGED BY FDOT								
PKYI -TURNPIKE IMPROVEMENT	40,209	0	0	0	0	0	0	40,209
CONSTRUCTION / MANAGED BY FDOT								
DDR -DISTRICT DEDICATED REVENUE	761	0	0	0	0	0	0	761
PKBD -TURNPIKE MASTER BOND FUND	28,580,882	0	0	0	0	0	0	28,580,882
PKYI -TURNPIKE IMPROVEMENT	5,522,566	0	0	0	0	0	0	5,522,566
ENVIRONMENTAL / MANAGED BY FDOT								
PKYI -TURNPIKE IMPROVEMENT	1,387,388	184,000	0	0	0	0	0	1,571,388
Item 405270 1 Totals:	91,393,019	184,000	0	0	0	0	0	91,577,019
Project Total:	91,393,019	184,000	0	0	0	0	0	91,577,019

Transportation Planning

Table 60: Item Number: 438747

Item Number: 438747 5 Project Description: CITRUS PLANNING MODEL STUDIES *NON-SIS*								
District: 07 County: CITRUS Type of Work: PLANNING MODELS/DATA UPDATE Project Length: .000								
Extra Description: CONDUCT SURVEYS TO UPDATE PLANNING MODELS/DATA								
Goals 1-6 LRTP								
Fund	<2021	2021	2022	2023	2024	2025	>2025	All Years
PLANNING / MANAGED BY FDOT								
D -UNRESTRICTED STATE PRIMARY	50,000	12,500	12,500	12,500	12,500	12,500	0	112,500
SN -STP, MANDATORY NON-URBAN <= 5K	50,000	12,500	12,500	12,500	12,500	0	0	100,000
Item 438747 5 Totals:	100,000	25,000	25,000	25,000	25,000	12,500	0	212,500
Project Total:	100,000	25,000	25,000	25,000	25,000	12,500	0	212,500

Table 61: Item Number: 438747 4

Item Number: 438747 4 Project Description: HERNANDO PLANNING MODEL STUDIES *NON-SIS*								
District: 07 County: HERNANDO Type of Work: PLANNING MODELS/DATA UPDATE Project Length: .000								
Extra Description: CONDUCT SURVEYS TO UPDATE PLANNING MODELS/DATA								
Goals 1-6 LRTP								
Fund	<2021	2021	2022	2023	2024	2025	>2025	All Years
PLANNING / MANAGED BY FDOT								
ACSL -ADVANCE CONSTRUCTION (SL)	2,000	0	0	0	0	0	0	2,000
D -UNRESTRICTED STATE PRIMARY	50,000	12,500	12,500	12,500	12,500	12,500	0	112,500
SL -STP, AREAS <= 200K	48,000	12,500	12,500	12,500	12,500	0	0	98,000
Item 438747 4 Totals:	100,000	25,000	25,000	25,000	25,000	12,500	0	212,500
Project Total:	100,000	25,000	25,000	25,000	25,000	12,500	0	212,500

Table 62: Item Number: 439335 3

Item Number: 439335 3 Project Description: HERNANDO/CITRUS FY 2020/2021-2021/2022 UPWP *NON-SIS*								
District: 07 County: HERNANDO Type of Work: TRANSPORTATION PLANNING Project Length: .000								
Goals 1-6 L RTP								
Fund	<2021	2021	2022	2023	2024	2025	>2025	All Years
PLANNING / RESPONSIBLE AGENCY NOT AVAILABLE								
PL -METRO PLAN (85% FA; 15% OTHER)	0	502,824	1,306,131	0	0	0	0	1,808,955
Item 439335 3 Totals:	0	502,824	1,306,131	0	0	0	0	1,808,955

April 5, 2021, Modification to Item 439335 3 to add close out balance of \$803,307 to FY 2022 and adjusted totals accordingly.

Table 63: Item Number: 439335 4

Item Number: 439335 4 Project Description: HERNANDO/CITRUS FY 2022/2023-2023/2024 UPWP *NON-SIS*								
District: 07 County: HERNANDO Type of Work: TRANSPORTATION PLANNING Project Length: .000								
Goals 1-6 L RTP								
Fund	<2021	2021	2022	2023	2024	2025	>2025	All Years
PLANNING / RESPONSIBLE AGENCY NOT AVAILABLE								
PL -METRO PLAN (85% FA; 15% OTHER)	0	0	0	502,824	502,824	0	0	1,005,648
Item 439335 4 Totals:	0	0	0	502,824	502,824	0	0	1,005,648

Table 64: Item Number: 439335 5

Item Number: 439335 5 Project Description: HERNANDO/CITRUS FY 2024/2025-2025/2026 UPWP *NON-SIS*								
District: 07 County: HERNANDO Type of Work: TRANSPORTATION PLANNING Project Length: .000								
Goals 1-6 L RTP								
Fund	<2021	2021	2022	2023	2024	2025	>2025	All Years
PLANNING / RESPONSIBLE AGENCY NOT AVAILABLE								
PL -METRO PLAN (85% FA; 15% OTHER)	0	0	0	0	0	502,824	0	502,824
Item 439335 5 Totals:	0	0	0	0	0	502,824	0	502,824
Project Total:	0	502,824	502,824	502,824	502,824	502,824	0	2,514,120

Maintenance

Table 65: Item Number: 259756 1

Item Number: 259756 1 Project Description: CITRUS CO (02) *NON-SIS*								
District: 07 County: CITRUS Type of Work: ROUTINE MAINTENANCE Project Length: .000								
Goal 4, Objective 1; Goal 6, Objective 1 LRTP								
Fund	<2021	2021	2022	2023	2024	2025	>2025	All Years
BRDG/RDWAY/CONTRACT MAINT / MANAGED BY FDOT								
D -UNRESTRICTED STATE PRIMARY	3,609,033	70,000	70,000	70,000	70,000	70,000	0	3,959,033
Item 259756 1 Totals:	3,609,033	70,000	70,000	70,000	70,000	70,000	0	3,959,033
Project Total:	3,609,033	70,000	70,000	70,000	70,000	70,000	0	3,959,033

Table 66: Item Number: 405298 1

Item Number: 405298 1 Project Description: CITRUS CO (02) ASSET MANAGEMENT CONTRACT *NON-SIS*								
District: 07 County: CITRUS Type of Work: ROUTINE MAINTENANCE Project Length: .000								
Goal 4, Objective 1; Goal 6, Objective 1 LRTP								
Fund	<2021	2021	2022	2023	2024	2025	>2025	All Years
BRDG/RDWAY/CONTRACT MAINT / MANAGED BY FDOT								
D -UNRESTRICTED STATE PRIMARY	14,767,644	1,243,461	1,348,656	1,348,656	1,348,656	1,348,656	0	21,405,729
Item 405298 1 Totals:	14,767,644	1,243,461	1,348,656	1,348,656	1,348,656	1,348,656	0	21,405,729
Project Total:	14,767,644	1,243,461	1,348,656	1,348,656	1,348,656	1,348,656	0	21,405,729

Table 67: Item Number: 400490 1

Item Number: 400490 1 Project Description: HERNANDO CO (08) *NON-SIS*								
District: 07 County: HERNANDO Type of Work: ROUTINE MAINTENANCE Project Length: .000								
Goal 4, Objective 1; Goal 6, Objective 1 LRTP								
Fund	<2021	2021	2022	2023	2024	2025	>2025	All Years
BRDG/RDWAY/CONTRACT MAINT / MANAGED BY FDOT								
D -UNRESTRICTED STATE PRIMARY	35,337,247	2,300,000	2,300,000	2,300,000	2,300,000	2,300,000	0	46,837,247
Item 400490 1 Totals:	35,337,247	2,300,000	2,300,000	2,300,000	2,300,000	2,300,000	0	46,837,247
Project Total:	35,337,247	2,300,000	2,300,000	2,300,000	2,300,000	2,300,000	0	46,837,247

Table 68: Item Number: 401185 1

Item Number: 401185 1 Project Description: HERNANDO CO (08) *SIS*								
District: 07 County: HERNANDO Type of Work: ROUTINE MAINTENANCE Project Length: .000								
Extra Description: NONE								
Goal 4, Objective 1; Goal 6, Objective 1 L RTP								
Fund	<2021	2021	2022	2023	2024	2025	>2025	All Years
BRDG/RDWY/CONTRACT MAINT / MANAGED BY FDOT								
D -UNRESTRICTED STATE PRIMARY	143,430	15,000	15,000	15,000	15,000	15,000	0	218,430
Item 401185 1 Totals:	143,430	15,000	15,000	15,000	15,000	15,000	0	218,430
Project Total:	143,430	15,000	15,000	15,000	15,000	15,000	0	218,430

Table 69: Item Number: 446838 1

Item Number: 446838 1 Project Description: BRROKSVILLE OPERATIONS CENTER - GUTTER/DOWNSPOUT REPLACEMENT *NON-SIS*								
District: 07 County: HERNANDO Type of Work: FIXED CAPITAL OUTLAY Project Length: .000								
Goal 6, Objectives 1 and 2 L RTP								
Fund	<2021	2021	2022	2023	2024	2025	>2025	All Years
Extra Description: 55150200-100777-21-\$50,000 55071000715-20/21-561000,563000								
BRDG/RDWY/CONTRACT MAINT / MANAGED BY FDOT								
D -UNRESTRICTED STATE PRIMARY	0	50,000	0	0	0	0	0	50,000
Item 446838 1 Totals:	0	50,000	0	0	0	0	0	50,000
Project Total:	0	50,000	0	0	0	0	0	50,000

Table 70: Item Number: 446840 1

Item Number: 446840 1 Project Description: BROOKSVILLE OPERATIONS CENTER - PAINTING/CLEANING-INTERIOR & \$EXTERIOR *NON-SIS*								
Goal 6, Objectives 1 and 2 L RTP								
Fund	<2021	2021	2022	2023	2024	2025	>2025	All Years
District: 07 County: HERNANDO Type of Work: FIXED CAPITAL OUTLAY Project Length: .000								
BRDG/RDWY/CONTRACT MAINT / MANAGED BY FDOT								
D -UNRESTRICTED STATE PRIMARY	0	20,000	0	0	0	0	0	20,000
Item 446840 1 Totals:	0	20,000	0	0	0	0	0	20,000
Project Total:	0	20,000	0	0	0	0	0	20,000

Aviation

Table 71: Item Number: 432997 1

Item Number: 432997 1 Project Description: INVERNESS AIRPORT - CONSTRUCT ACCESS AND UTILITIES TO HANGARS *NON-SIS*								
District: 07 County: CITRUS Type of Work: AVIATION PRESERVATION PROJECT Project Length: .000								
Goal 2, Policy 2; Goal 6, Objective 1 L RTP								
Fund	<2021	2021	2022	2023	2024	2025	>2025	All Years
CAPITAL / RESPONSIBLE AGENCY NOT AVAILABLE								
DPTO -STATE - PTO	0	0	0	136,000	0	0	0	136,000
LF -LOCAL FUNDS	0	0	0	34,000	0	0	0	34,000
Item 432997 1 Totals:	0	0	0	170,000	0	0	0	170,000
Project Total:	0	0	0	170,000	0	0	0	170,000

Table 72: Item Number: 436829 1

Item Number: 436829 1 Project Description: INVERNESS AIRPORT - MAINTENANCE AND REMARKING OF RUNWAY/TAXIWAY *NON-SIS*								
District: 07 County: CITRUS Type of Work: AVIATION PRESERVATION PROJECT Project Length: .000								
Goal 2, Objective 2; Goal 4, Objective 1; Goal 6, Objective 1 L RTP								
Fund	<2021	2021	2022	2023	2024	2025	>2025	All Years
CAPITAL / RESPONSIBLE AGENCY NOT AVAILABLE								
DPTO -STATE - PTO	0	0	0	0	165,000	0	0	165,000
LF -LOCAL FUNDS	0	0	0	0	41,250	0	0	41,250
Item 436829 1 Totals:	0	0	0	0	206,250	0	0	206,250
Project Total:	0	0	0	0	206,250	0	0	206,250

Table 73: Item Number: 436830 1

Item Number: 436830 1 Project Description: INVERNESS AIRPORT - DESIGN AND CONSTRUCT VEHICLE PARKING FOR T-HANGERS *NON-SIS*								
District: 07 County: CITRUS Type of Work: AVIATION REVENUE/OPERATIONAL Project Length: .000								
Goal 2, Objective 2; Goal 4, Objective 1; Goal 6, Objective 1 L RTP								
Fund	<2021	2021	2022	2023	2024	2025	>2025	All Years
CAPITAL / RESPONSIBLE AGENCY NOT AVAILABLE								
DPTO -STATE - PTO	0	0	0	124,800	0	0	0	124,800
LF -LOCAL FUNDS	0	0	0	31,200	0	0	0	31,200
Item 436830 1 Totals:	0	0	0	156,000	0	0	0	156,000
Project Total:	0	0	0	156,000	0	0	0	156,000

Table 74: Item Number: 438511 1

Item Number: 438511 1 Project Description: INVERNESS AIRPORT - REHABILITATE AIRFIELD SECURITY FENCING AND GATES *NON-SIS*								
District: 07 County: CITRUS Type of Work: AVIATION SECURITY PROJECT Project Length: .000								
Goal 2, Objective 2; Goal 4, Objective 1; Goal 6, Objective 1 L RTP								
Fund	<2021	2021	2022	2023	2024	2025	>2025	All Years
CAPITAL / RESPONSIBLE AGENCY NOT AVAILABLE								
DPTO -STATE - PTO	0	409,600	0	0	0	0	0	409,600
LF -LOCAL FUNDS	0	102,400	0	0	0	0	0	102,400
Item 438511 1 Totals:	0	512,000	0	0	0	0	0	512,000
Project Total:	0	512,000	0	0	0	0	0	512,000

Table 75: Item Number: 440559 1

Item Number: 440559 1 Project Description: INVERNESS AIRPORT - TAXILANES FOR T-HANGARS *NON-SIS*								
District: 07 County: CITRUS Type of Work: AVIATION REVENUE/OPERATIONAL Project Length: .000								
Extra Description: DESIGN AND CONSTRUCT								
Goal 2, Objective 2; Goal 4, Objective 1; Goal 6, Objective 1 L RTP								
Fund	<2021	2021	2022	2023	2024	2025	>2025	All Years
CAPITAL / RESPONSIBLE AGENCY NOT AVAILABLE								
DPTO -STATE - PTO	0	0	84,880	0	0	0	0	84,880
FAA -FEDERAL AVIATION ADMIN	0	0	954,900	0	0	0	0	954,900
LF -LOCAL FUNDS	0	0	21,220	0	0	0	0	21,220
Item 440559 1 Totals:	0	0	1,061,000	0	0	0	0	1,061,000
Project Total:	0	0	1,061,000	0	0	0	0	1,061,000

Table 76: Item Number: 444482 1

Item Number: 444482 1 Project Description: CRYSTAL RIVER - CAPTAIN TOM DAVIS FIELD - RUNWAY 9-27 EXTENSION *NON-SIS*								
District: 07 County: CITRUS Type of Work: AVIATION PRESERVATION PROJECT Project Length: .000								
Extra Description: CONSTRUCT 645 FT EXTENSION ON EAST END OF RUNWAY								
Goal 2, Objective 2; Goal 4, Objective 1; Goal 6, Objective 1 L RTP								
Fund	<2021	2021	2022	2023	2024	2025	>2025	All Years
CAPITAL / RESPONSIBLE AGENCY NOT AVAILABLE								
DPTO -STATE - PTO	0	0	0	0	323,354	0	0	323,354
LF -LOCAL FUNDS	0	0	0	0	80,840	0	0	80,840
Item 444482 1 Totals:	0	0	0	0	404,194	0	0	404,194
Project Total:	0	0	0	0	404,194	0	0	404,194

Table 77: Item Number: 446799 1

Item Number: 446799 1 Project Description: CRYSTAL RIVER - CAPTAIN TOM DAVIS AIRFIELD - ENVIRONMENTAL ASSESSMENT *NON-SIS*								
District: 07 County: CITRUS Type of Work: AVIATION ENVIRONMENTAL PROJECT Project Length: .000								
Extra Description: RUNWAY 9-27 EXTENSION								
Goal 2, Objective 2; Goal 4, Objective 1; Goal 6, Objective 1 L RTP								
Fund	<2021	2021	2022	2023	2024	2025	>2025	All Years
CAPITAL / RESPONSIBLE AGENCY NOT AVAILABLE								
DDR -DISTRICT DEDICATED REVENUE	0	0	0	20,000	0	0	0	20,000
FAA -FEDERAL AVIATION ADMIN	0	0	0	225,000	0	0	0	225,000
LF -LOCAL FUNDS	0	0	0	5,000	0	0	0	5,000
Item 446799 1 Totals:	0	0	0	250,000	0	0	0	250,000
Project Total:	0	0	0	250,000	0	0	0	250,000

Table 78: Item Number: 446802 1

Item Number: 446802 1 Project Description: INVERNESS AIRPORT - UPDATE AIRPORT MASTER PLAN *NON-SIS*								
District: 07 County: CITRUS Type of Work: AVIATION CAPACITY PROJECT Project Length: .000								
Goal 2, Objective 2; Goal 4, Objective 1; Goal 6, Objective 1 L RTP								
Fund	<2021	2021	2022	2023	2024	2025	>2025	All Years
CAPITAL / RESPONSIBLE AGENCY NOT AVAILABLE								
DDR -DISTRICT DEDICATED REVENUE	0	0	0	15,600	0	0	0	15,600
FAA -FEDERAL AVIATION ADMIN	0	0	0	175,500	0	0	0	175,500
LF -LOCAL FUNDS	0	0	0	3,900	0	0	0	3,900
Item 446802 1 Totals:	0	0	0	195,000	0	0	0	195,000

Table 79: Item Number: 446803 1

Item Number: 446803 1 Project Description: INVERNESS AIRPORT - REHABILITATE AND RECONSTRUCT TAXILANES *NON-SIS*								
District: 07 County: CITRUS Type of Work: AVIATION CAPACITY PROJECT Project Length: .000								
Goal 2, Objective 2; Goal 4, Objective 1; Goal 6, Objective 1 L RTP								
Fund	<2021	2021	2022	2023	2024	2025	>2025	All Years
CAPITAL / RESPONSIBLE AGENCY NOT AVAILABLE								
DDR -DISTRICT DEDICATED REVENUE	0	0	0	583,988	0	0	0	583,988
LF -LOCAL FUNDS	0	0	0	145,997	0	0	0	145,997
Item 446803 1 Totals:	0	0	0	729,985	0	0	0	729,985
Project Total:	0	0	0	729,985	0	0	0	729,985

Table 80: Item Number: 438513 1

Item Number: 438513 1 Project Description: BROOKSVILLE-TAMPA BAY REGIONAL AIRPORT - WESTSIDE INFRASTRUCTURE *NON-SIS*								
District: 07 County: HERNANDO Type of Work: AVIATION PRESERVATION PROJECT Project Length: .000								
Extra Description: IMPROVEMENTS								
Goal 2, Objective 2; Goal 4, Objective 1; Goal 6, Objective 1 L RTP								
Fund	<2021	2021	2022	2023	2024	2025	>2025	All Years
CAPITAL / RESPONSIBLE AGENCY NOT AVAILABLE								
DPTO -STATE - PTO	0	600,000	0	0	0	0	0	600,000
LF -LOCAL FUNDS	0	150,000	0	0	0	0	0	150,000
Item 438513 1 Totals:	0	750,000	0	0	0	0	0	750,000
Project Total:	0	750,000	0	0	0	0	0	750,000

Table 81: Item Number: 438514 1

Item Number: 438514 1 Project Description: BROOKSVILLE-TAMPA BAY REGIONAL AIRPORT - WILDLIFE HAZARD REMEDIATION *NON-SIS*								
District: 07 County: HERNANDO Type of Work: AVIATION PRESERVATION PROJECT Project Length: .000								
Goal 2, Objective 2; Goal 4, Objective 1; Goal 6, Objective 1 L RTP								
Fund	<2021	2021	2022	2023	2024	2025	>2025	All Years
CAPITAL / RESPONSIBLE AGENCY NOT AVAILABLE								
DPTO -STATE - PTO	0	43,200	0	0	0	0	0	43,200
FAA -FEDERAL AVIATION ADMIN	0	486,000	0	0	0	0	0	486,000
LF -LOCAL FUNDS	0	10,800	0	0	0	0	0	10,800
Item 438514 1 Totals:	0	540,000	0	0	0	0	0	540,000
Project Total:	0	540,000	0	0	0	0	0	540,000

Table 82: Item Number: 444468 1

Item Number: 444468 1 Project Description: BROOKSVILLE - TAMPA BAY REGIONAL AIRPORT - RUNWAY 9-27 RECONSTRUCTION *NON-SIS*								
District: 07 County: HERNANDO Type of Work: AVIATION PRESERVATION PROJECT Project Length: .000								
Goal 2, Objective 2; Goal 4, Objective 1; Goal 6, Objective 1 L RTP								
Fund	<2021	2021	2022	2023	2024	2025	>2025	All Years
CAPITAL / RESPONSIBLE AGENCY NOT AVAILABLE								
DPTO -STATE - PTO	0	0	617,500	0	0	0	0	617,500
LF -LOCAL FUNDS	0	0	154,375	0	0	0	0	154,375
Item 444468 1 Totals:	0	0	771,875	0	0	0	0	771,875
Project Total:	0	0	771,875	0	0	0	0	771,875

Table 83: Item Number: 446806 1

Item Number: 446806 1 Project Description: BROOKSVILLE - TAMPA BAY REGIONAL AIRPORT -RUNWAY 3 SHIFT EXTEND RUNWAY *NON-SIS*								
District: 07 County: HERNANDO Type of Work: AVIATION PRESERVATION PROJECT Project Length: .000								
Goal 2, Objective 2; Goal 4, Objective 1; Goal 6, Objective 1 LRTP								
Fund	<2021	2021	2022	2023	2024	2025	>2025	All Years
CAPITAL / RESPONSIBLE AGENCY NOT AVAILABLE								
DDR -DISTRICT DEDICATED REVENUE	0	0	0	2,087,051	0	0	0	2,087,051
LF -LOCAL FUNDS	0	0	0	521,763	0	0	0	521,763
Item 446806 1 Totals:	0	0	0	2,608,814	0	0	0	2,608,814
Project Total:	0	0	0	2,608,814	0	0	0	2,608,814

FLP Rail

Table 84: Item Number: 447027 5

Item Number: 447027 5 Project Description: STRIDE - CITRUS *NON-SIS*								
District: 07 County: CITRUS Type of Work: RAIL SAFETY PROJECT Project Length: .000								
Goal 1, Objectives 2&3 L RTP								
Fund	<2021	2021	2022	2023	2024	2025	>2025	All Years
PRELIMINARY ENGINEERING / MANAGED BY FDOT								
DIH -STATE IN-HOUSE PRODUCT SUPPORT	1,000	1,000	0	0	0	0	0	2,000
CONSTRUCTION / MANAGED BY FDOT								
DIH -STATE IN-HOUSE PRODUCT SUPPORT	0	1,000	0	0	0	0	0	1,000
Item 447027 5 Totals:	1,000	2,000	0	0	0	0	0	3,000
Project Total:	1,000	2,000	0	0	0	0	0	3,000

Table 85: Item Number: 447027 4

Item Number: 447027 4 Project Description: STRIDE - HERNANDO *NON-SIS*								
District: 07 County: HERNANDO Type of Work: RAIL SAFETY PROJECT Project Length: .000								
Goal 1, Objectives 2&3 L RTP								
Fund	<2021	2021	2022	2023	2024	2025	>2025	All Years
PRELIMINARY ENGINEERING / MANAGED BY FDOT								
DIH -STATE IN-HOUSE PRODUCT SUPPORT	3,000	1,000	0	0	0	0	0	4,000
CONSTRUCTION / MANAGED BY FDOT								
DIH -STATE IN-HOUSE PRODUCT SUPPORT	0	3,771	0	0	0	0	0	3,771
Item 447027 4 Totals:	3,000	4,771	0	0	0	0	0	7,771
Project Total:	3,000	4,771	0	0	0	0	0	7,771

FLP Transit

Table 86: Item Number: 402628 1

Item Number: 402628 1 Project Description: FTA SECTION 5311 OPERATING *NON-SIS*								
District: 07 County: CITRUS Type of Work: CAPITAL FOR FIXED ROUTE Project Length: .000								
Extra Description: CITRUS COUNTY BOCC								
Goal 1, Objective 3; Goal 3, Objectives 1-3, and 5 L RTP								
Fund	<2021	2021	2022	2023	2024	2025	>2025	All Years
OPERATIONS / MANAGED BY BOARD CO COMMISSNRS CITRUS CO								
DDR -DISTRICT DEDICATED REVENUE	31,314	0	0	0	0	0	0	31,314
DU -STATE PRIMARY/FEDERAL REIMB	4,838,943	115,587	122,980	124,255	141,756	123,804	0	5,467,325
LF -LOCAL FUNDS	4,964,193	115,587	122,980	124,255	141,756	123,804	0	5,592,575
Item 402628 1 Totals:	9,834,450	231,174	245,960	248,510	283,512	247,608	0	11,091,214

Table 87: Item Number: 402628 2

Item Number: 402628 2 Project Description: FTA SECTION 5311 *NON-SIS*								
District: 07 County: CITRUS Type of Work: OPERATING/ADMIN. ASSISTANCE Project Length: .000								
Extra Description: CITRUS COUNTY BOCC - FTA SECTION 5311								
Goal 1, Objective 3; Goal 3, Objectives 1-3, and 5 L RTP								
Fund	<2021	2021	2022	2023	2024	2025	>2025	All Years
OPERATIONS / MANAGED BY BOARD CO COMMISSNRS CITRUS CO								
DU -STATE PRIMARY/FEDERAL REIMB	393,063	110,907	131,902	133,459	140,043	132,974	0	1,042,348
LF -LOCAL FUNDS	393,063	110,907	131,902	133,459	140,043	132,974	0	1,042,348
CAPITAL / MANAGED BY BOARD CO COMMISSNRS CITRUS CO								
DU -STATE PRIMARY/FEDERAL REIMB	3,640,457	0	0	0	0	0	0	3,640,457
LF -LOCAL FUNDS	596,494	0	0	0	0	0	0	596,494
Item 402628 2 Totals:	5,023,077	221,814	263,804	266,918	280,086	265,948	0	6,321,647

Table 88: Item Number: 402628 4

Item Number: 402628 4 Project Description: CITRUS COUNTY BOCC - FTA SECTION 5307 *NON-SIS*								
District: 07 County: CITRUS Type of Work: OPERATING/ADMIN. ASSISTANCE Project Length: .000								
Extra Description: SMALL URBANIZED AREA GOVERNOR'S APPORTIONMENT								
Goal 1, Objective 3; Goal 3, Objectives 1-3, and 5 LRTP								
Fund	<2021	2021	2022	2023	2024	2025	>2025	All Years
CAPITAL / MANAGED BY CITRUS COUNTY TRANSIT								
FTA -FEDERAL TRANSIT ADMINISTRATION	4,345,165	900,000	900,000	0	0	0	0	6,145,165
LF -LOCAL FUNDS	4,345,165	900,000	900,000	0	0	0	0	6,145,165
Item 402628 4 Totals:	8,690,330	1,800,000	1,800,000	0	0	0	0	12,290,330
Project Total:	23,547,857	2,252,988	2,309,764	515,428	563,598	513,556	0	29,703,191

Table 89: Item Number: 438845 1

Item Number: 438845 1 Project Description: CITRUS COUNTY BOCC - STATE TRANSIT BLOCK GRANT *NON-SIS*								
District: 07 County: CITRUS Type of Work: OPERATING/ADMIN. ASSISTANCE Project Length: .000								
Extra Description: HOMOSSASSA SPRINGS								
Goal 1, Objective 3; Goal 3, Objectives 1-3, and 5 LRTP								
Fund	<2021	2021	2022	2023	2024	2025	>2025	All Years
OPERATIONS / MANAGED BY CITRUS COUNTY TRANSIT								
DDR -DISTRICT DEDICATED REVENUE	288,301	0	314,604	0	0	349,451	0	952,356
DPTO -STATE - PTO	764,344	299,622	0	330,333	346,850	0	0	1,741,149
LF -LOCAL FUNDS	1,052,645	299,622	314,604	330,333	346,850	349,451	0	2,693,505
Item 438845 1 Totals:	2,105,290	599,244	629,208	660,666	693,700	698,902	0	5,387,010
Project Total:	2,105,290	599,244	629,208	660,666	693,700	698,902	0	5,387,010

Table 90: Item Number: 401982 1

Item Number: 401982 1 Project Description: HERNANDO COUNTY SECTION 5311 *NON-SIS*								
District: 07 County: HERNANDO Type of Work: OPERATING/ADMIN. ASSISTANCE Project Length: .000								
Extra Description: FTA SECTION 5311								
Goal 1, Objective 3; Goal 3, Objectives 1-3, and 5 L RTP								
Fund	<2021	2021	2022	2023	2024	2025	>2025	All Years
OPERATIONS / MANAGED BY HERNANDO								
DU -STATE PRIMARY/FEDERAL REIMB	1,969,088	242,992	250,588	283,104	296,293	324,531	0	3,366,596
LF -LOCAL FUNDS	1,998,539	242,992	250,588	283,104	296,293	324,531	0	3,396,047
CAPITAL / MANAGED BY HERNANDO								
LF -LOCAL FUNDS	22,000	0	0	0	0	0	0	22,000
Item 401982 1 Totals:	3,989,627	485,984	501,176	566,208	592,586	649,062	0	6,784,643

Table 91: Item Number: 401982 2

Item Number: 401982 2 Project Description: HERNANDO COUNTY BOCC - FTA SECTION 5311 *NON-SIS*								
District: 07 County: HERNANDO Type of Work: CAPITAL FOR FIXED ROUTE Project Length: .000								
Extra Description: THE BUS								
Goal 1, Objective 3; Goal 3, Objectives 1-3, and 5 L RTP								
Fund	<2021	2021	2022	2023	2024	2025	>2025	All Years
OPERATIONS / MANAGED BY HERNANDO COUNTY MPO								
DU -STATE PRIMARY/FEDERAL REIMB	139,417	114,421	134,119	135,077	149,763	134,586	0	807,383
LF -LOCAL FUNDS	139,417	114,421	134,119	135,077	149,763	134,586	0	807,383
Item 401982 2 Totals:	278,834	228,842	268,238	270,154	299,526	269,172	0	1,614,766
Project Total:	4,268,461	714,826	769,414	836,362	892,112	918,234	0	8,399,409

Table 92: Item Number: 401983 1

Item Number: 401983 1 Project Description: HERNANDO COUNTY MPO TRANSIT PLANNING FUNDS SECTION 5303 *NON-SIS*								
District: 07 County: HERNANDO Type of Work: PTO STUDIES Project Length: .000								
Extra Description: SECTION 5305 MPO TRANSPORTATION PLANNING								
Goal 1, Objective 3; Goal 3, Objectives 1-3, and 5 L RTP								
Fund	<2021	2021	2022	2023	2024	2025	>2025	All Years
PLANNING / MANAGED BY HERNANDO COUNTY MPO								
DDR -DISTRICT DEDICATED REVENUE	80,359	0	9,875	0	0	0	0	90,234
DPTO -STATE - PTO	62,932	0	0	10,172	7,596	7,824	0	88,524
DS -STATE PRIMARY HIGHWAYS & PTO	5,176	0	0	0	0	0	0	5,176
DU -STATE PRIMARY/FEDERAL REIMB	1,190,502	91,108	79,004	81,374	60,769	62,592	0	1,565,349
LF -LOCAL FUNDS	149,782	0	9,875	10,172	7,596	7,824	0	185,249
Item 401983 1 Totals:	1,488,751	91,108	98,754	101,718	75,961	78,240	0	1,934,532
Project Total:	1,488,751	91,108	98,754	101,718	75,961	78,240	0	1,934,532

Updated 1/27/2021 per FDOT request: DDR - District Dedicated Revenue in 2021 reduced to \$0, LF - Local Funds in 2021 reduced to \$0. Applicable totals updated.

Table 93: Item Number: 408104 1

Item Number: 408104 1 Project Description: HERNANDO COUNTY BLOCK GRANT *NON-SIS*								
District: 07 County: HERNANDO Type of Work: OPERATING FOR FIXED ROUTE Project Length: .000								
Extra Description: HERNANDO COUNTY BOCC - STATE TRANSIT BLOCK GRANT - THE BUS								
Goal 1, Objective 3; Goal 3, Objectives 1-3, and 5 L RTP								
Fund	<2021	2021	2022	2023	2024	2025	>2025	All Years
OPERATIONS / MANAGED BY HERNANDO COUNTY MPO								
DDR -DISTRICT DEDICATED REVENUE	1,918,531	384,197	403,407	0	0	448,092	0	3,154,227
DPTO -STATE - PTO	1,775,006	0	0	423,578	444,757	0	0	2,643,341
DS -STATE PRIMARY HIGHWAYS & PTO	1,397,737	0	0	0	0	0	0	1,397,737
LF -LOCAL FUNDS	5,058,171	384,197	403,407	423,578	444,757	448,092	0	7,162,202
Item 408104 1 Totals:	10,149,445	768,394	806,814	847,156	889,514	896,184	0	14,357,507
Project Total:	10,149,445	768,394	806,814	847,156	889,514	896,184	0	14,357,507

Table 94: Item Number: 408715 1

Item Number: 408715 1 Project Description: HERNANDO COUNTY BOCC - FTA SECTION 5307 *NON-SIS*								
District: 07 County: HERNANDO Type of Work: TRANSIT IMPROVEMENT Project Length: .000								
Extra Description: THE BUS - SMALL URBANIZED GOV. APPROPRIATION								
Goal 1, Objective 3; Goal 3, Objectives 1-3, and 5 LRTP								
Fund	<2021	2021	2022	2023	2024	2025	>2025	All Years
CAPITAL / MANAGED BY HERNANDO								
FTA -FEDERAL TRANSIT ADMINISTRATION	7,548,621	900,000	900,000	900,000	0	0	0	10,248,621
Item 408715 1 Totals:	7,548,621	900,000	900,000	900,000	0	0	0	10,248,621
Project Total:	7,548,621	900,000	900,000	900,000	0	0	0	10,248,621

Florida Rail Enterprise

Table 95: Item Number: 447027 5

Item Number: 447027 5 Project Description: STRIDE - CITRUS *NON-SIS*									
District: 07 County: CITRUS Type of Work: RAIL SAFETY PROJECT Project Length: .000									
Goal 1, Objective 1; Goal 2, Objective 1 LRTP									
Fund	<2021	2021	2022	2023	2024	2025	>2025	All Years	
PRELIMINARY ENGINEERING / MANAGED BY FDOT									
TRIP -TRANS REGIONAL INCENTIVE PROGM	0	735	0	0	0	0	0	735	
RAILROAD & UTILITIES / MANAGED BY FDOT									
DPTO -STATE - PTO	1,587	0	0	0	0	0	0	1,587	
TRIP -TRANS REGIONAL INCENTIVE PROGM	0	6,000	0	0	0	0	0	6,000	
CONSTRUCTION / MANAGED BY FDOT									
TRIP -TRANS REGIONAL INCENTIVE PROGM	0	25,301	0	0	0	0	0	25,301	
Item 447027 5 Totals:	1,587	32,036	0	0	0	0	0	33,623	
Project Total:	1,587	32,036	0	0	0	0	0	33,623	

Table 96: Item Number: 447027 4

Item Number: 447027 4 Project Description: STRIDE - HERNANDO *NON-SIS*									
District: 07 County: HERNANDO Type of Work: RAIL SAFETY PROJECT Project Length: .000									
Goal 1, Objective 1; Goal 2, Objective 1 LRTP									
Fund	<2021	2021	2022	2023	2024	2025	>2025	All Years	
PRELIMINARY ENGINEERING / MANAGED BY FDOT									
TRIP -TRANS REGIONAL INCENTIVE PROGM	0	3,672	0	0	0	0	0	3,672	
RAILROAD & UTILITIES / MANAGED BY FDOT									
DPTO -STATE - PTO	7,935	0	0	0	0	0	0	7,935	
TRIP -TRANS REGIONAL INCENTIVE PROGM	0	30,000	0	0	0	0	0	30,000	
CONSTRUCTION / MANAGED BY FDOT									
TRIP -TRANS REGIONAL INCENTIVE PROGM	0	109,250	0	0	0	0	0	109,250	
Item 447027 4 Totals:	7,935	142,922	0	0	0	0	0	150,857	
Project Total:	7,935	142,922	0	0	0	0	0	150,857	
District 07 Totals:	346,625,692	75,459,527	99,029,314	113,271,436	15,271,715	25,040,925	30,111,589	704,810,198	

APPENDIX F: ANNUAL LISTING OF OBLIGATED PROJECT

HIGHWAY

Table 97: Project Information Item 257298 3

Descriptor	Descriptor Information
Item Number:	257298 3
District	7
County	Hernando
Roadway ID	8000050
Type of Work	Add Lanes & Reconstruct
Lanes Exist/ Improved/Added	2/2/2
Project Length	2.637 MI
SIS or Non-SIS	Non-SIS
Project Description	CR 578 (CO LINE RD) FROM E OF EAST RD TO SPRING TIME ST

Table 99: Project Information Item 257298 5

Descriptor	Descriptor Information
Item Number:	257298 5
District	7
County	Hernando
Roadway ID	08000050
Type of Work	New Road Construction
Lanes Exist/ Improved/Added	4/4/4
Project Length	1.492 MI
SIS or Non-SIS	*NON-SIS*
Project Description	CR 578 (CO LINE RD) FROM SUNCOAST PARKWAY TO US41 AT AYERS RD

Table 98: Funding Information Item 257298 3

Phase / Responsible Agency	Fund Code	2019 \$
Preliminary Engineering / Managed by FDOT	SL	\$4,504
Total 257298 3		\$4,504

*Project Listing Source <https://www.fdot.gov/workprogram/Federal/fa-MPO-ObligDet.shtm> . Date Run: 10.01.2019

Table 100: Funding Information Item 257298 5

Phase / Responsible Agency	Fund Code	2019 \$
Construction / Managed by FDOT	CM	\$1,768,595
Construction / Managed by FDOT	HPP	\$1,180,192
Construction / Managed by FDOT	SA	\$2,941,958
Construction / Managed by FDOT	SL	\$1,235,944
Construction / Managed by FDOT	SU	\$5,018,626
Preliminary Engineering / Managed by FDOT	SA	\$124,414
Preliminary Engineering / Managed by FDOT	SL	\$48,663
Right Of Way / Managed by FDOT	SL	-\$100
Total 257298 5		\$12,318,292

*Project Listing Source <https://www.fdot.gov/workprogram/Federal/fa-MPO-ObligDet.shtm> . Date Run: 10.01.2019

Table 101: Project Information Item 257298 6

Descriptor	Descriptor Information
Item Number:	257298 6
District	7
County	Hernando
Roadway ID	08000050
Type of Work	Intersection Improvement
Lanes Exist/ Improved/Added	2/2/0
Project Length	0.674 MI
SIS or Non-SIS	*NON-SIS*
Project Description	CR 578 @ MARINER INT FM SPRINGTIME STREET TO EAST OF MARINER BLVD

Table 103: Project Information Item 405822 3

Descriptor	Descriptor Information
Item Number:	405822 3
District	7
County	Citrus
Roadway ID	02030000
Type of Work	Add Lanes & Reconstruct
Lanes Exist/ Improved/Added	4/6/2
Project Length	4.805 MI
SIS or Non-SIS	*SIS*
Project Description	US 19 (SR 55) FROM W JUMP COURT TO W FORT ISLAND TRAIL

Table 102: Funding Information Item 257298 6

Phase / Responsible Agency	Fund Code	2019 \$
Construction / Managed by FDOT	SA	\$267,365
Construction / Managed by FDOT	SL	-\$53,630
Total 257298 6		\$213,735

**Project Listing Source <https://www.fdot.gov/workprogram/Federal/fa-MPO-ObligDet.shtm> . Date Run: 10.01.2019*

Table 104: Funding Information Item 405822 3

Phase / Responsible Agency	Fund Code	2019 \$
Construction / Managed by FDOT	CM	\$148,175
Construction / Managed by FDOT	NHPP	\$5,814,539
Construction / Managed by FDOT	SA	\$21,282
Construction / Managed by FDOT	SN	\$47,168
Total 405822 3		\$6,031,164

**Project Listing Source <https://www.fdot.gov/workprogram/Federal/fa-MPO-ObligDet.shtm> . Date Run: 10.01.2019*

Table 105: Project Information Item 411011 2

Descriptor	Descriptor Information
Item Number:	411011 2
District	7
County	Hernando
Roadway ID	08150000
Type of Work	Add Lanes & Reconstruct
Lanes Exist/ Improved/Added	4/4/2
Project Length	8.346 MI
SIS or Non-SIS	*SIS*
Project Description	I-75 (SR 93) FROM PASCO/HERNANDO CO/L TO N OF US98/SR50/CORTEZ

Table 107: Project Information Item 411011 4

Descriptor	Descriptor Information
Item Number:	411011 4
District	7
County	Hernando
Roadway ID	08150000
Type of Work	Add Lanes & Reconstruct
Lanes Exist/ Improved/Added	4/4/2
Project Length	2.986 MI
SIS or Non-SIS	*SIS*
Project Description	I-75 (SR 93) FM S OF US98/SR50/CORTEZ TO N OF US98/SR50/CORTEZ

Table 106: Funding Information Item 411011 2

Phase / Responsible Agency	Fund Code	2019 \$
Right Of Way / Managed by FDOT	SA	\$3,834
Total 411011 2		\$3,834

**Project Listing Source <https://www.fdot.gov/workprogram/Federal/fa-MPO-ObligDet.shtm> . Date Run: 10.01.2019*

Table 108: Funding Information Item 411011 4

Phase / Responsible Agency	Fund Code	2019 \$
Construction / Managed by FDOT	NHPP	\$2,289,704
Total 411011 4		\$2,289,704

**Project Listing Source <https://www.fdot.gov/workprogram/Federal/fa-MPO-ObligDet.shtm> . Date Run: 10.01.2019*

Table 109: Project Information Item 411012 2

Descriptor	Descriptor Information
Item Number:	411012 2
District	7
County	Hernando
Roadway ID	08150000
Type of Work	Add Lanes & Rehab Pavement
Lanes Exist/ Improved/Added	4/4/2
Project Length	3.271 MI
SIS or Non-SIS	*SIS*
Project Description	I-75 (SR 93) FROM N OF SR 50 TO HERNANDO/SUMTER CO/L

Table 111: Project Information Item 416732 3

Descriptor	Descriptor Information
Item Number:	416732 3
District	7
County	Hernando
Roadway ID	08070000
Type of Work	Add Lanes & Rehab Pavement
Lanes Exist/ Improved/Added	4/4/2
Project Length	2.154 MI
SIS or Non-SIS	*NON-SIS*
Project Description	SR 50 FROM E OF US 98/MCKETHAN RD TO E OF US 301

Table 110: Funding Information Item 411012 2

Phase / Responsible Agency	Fund Code	2019 \$
Construction / Managed by FDOT	NHPP	\$835,054
Total 411012 2		\$835,054

**Project Listing Source <https://www.fdot.gov/workprogram/Federal/fa-MPO-ObligDet.shtm> . Date Run: 10.01.2019*

Table 112: Funding Information Item 416732 3

Phase / Responsible Agency	Fund Code	2019 \$
Preliminary Engineering / Managed by FDOT	SA	\$10,580
Right Of Way / Managed by FDOT	SL	\$2,384,359
Total 416732 3		\$2,394,939

**Project Listing Source <https://www.fdot.gov/workprogram/Federal/fa-MPO-ObligDet.shtm> . Date Run: 10.01.2019*

Table 113: Project Information Item 416732 4

Descriptor	Descriptor Information
Item Number:	416732 4
District	7
County	Hernando
Roadway ID	08070000
Type of Work	Add Lanes & Rehab Pavement
Lanes Exist/ Improved/Added	5/5/2
Project Length	3.488 MI
SIS or Non-SIS	*NON-SIS*
Project Description	SR 50 FM WINDMERE RD/BRONSON BL TO E OF US 98/MCKETHAN RD

Table 115: Project Information Item 416735 1

Descriptor	Descriptor Information
Item Number:	416735 1
District	7
County	Hernando
Roadway ID	08002000
Type of Work	Add Lanes & Rehab Pavement
Lanes Exist/ Improved/Added	4/4/2
Project Length	2.556 MI
SIS or Non-SIS	*SIS*
Project Description	SR 50/CORTEZ BLVD FROM W OF BUCK HOPE RD TO W OF JEFFERSON STREET

Table 114: Funding Information Item 416732 4

Phase / Responsible Agency	Fund Code	2019 \$
Construction / Managed by FDOT	GFSA	\$2,529,225
Total 416732 4		\$2,529,225

**Project Listing Source <https://www.fdot.gov/workprogram/Federal/fa-MPO-ObligDet.shtm> . Date Run: 10.01.2019*

Table 116: Funding Information Item 416735 1

Phase / Responsible Agency	Fund Code	2019 \$
Preliminary Engineering / Managed by FDOT	NHPP	\$85,258
Total 416735 1		\$85,258

**Project Listing Source <https://www.fdot.gov/workprogram/Federal/fa-MPO-ObligDet.shtm> . Date Run: 10.01.2019*

Table 117: Project Information Item 427996 3

Descriptor	Descriptor Information
Item Number:	427996 3
District	7
County	Hernando
Roadway ID	08000036
Type of Work	Sidewalk
Lanes Exist/ Improved/Added	0/2/0
Project Length	0.79 MI
SIS or Non-SIS	*NON-SIS*
Project Description	POWELL RD FROM SPRING PARK WAY TO W OF CALIFORNIA ST

Table 119: Project Information Item 427996 4

Descriptor	Descriptor Information
Item Number:	427996 4
District	7
County	Hernando
Roadway ID	08000021
Type of Work	Bike Lane / Sidewalk
Lanes Exist/ Improved/Added	2/2/0
Project Length	1.475 MI
SIS or Non-SIS	*NON-SIS*
Project Description	OSOWAW BLVD FROM SHOAL LINE BLVD TO TARPON BLVD

Table 118: Funding Information Item 427996 3

Phase / Responsible Agency	Fund Code	2019 \$
Construction / Managed by FDOT	TALT	\$2,050
Preliminary Engineering / Managed by FDOT	TALT	-\$679
Construction / Managed by Hernando County BOCC	TALL	-\$263,865
Construction / Managed by Hernando County BOCC	TALT	-\$658,284
Preliminary Engineering / Managed by Hernando County BOCC	TALT	-\$201,549
Total 427996 3		-\$1,122,327

**Project Listing Source <https://www.fdot.gov/workprogram/Federal/ja-MPO-ObligDet.shtm> . Date Run: 10.01.2019*

Table 120: Funding Information Item 427996 4

Phase / Responsible Agency	Fund Code	2019 \$
Construction / Managed by FDOT	TALT	-\$2,085
Total 427996 4		-\$2,085

**Project Listing Source <https://www.fdot.gov/workprogram/Federal/ja-MPO-ObligDet.shtm> . Date Run: 10.01.2019*

Table 121: Project Information Item 427996 5

Descriptor	Descriptor Information
Item Number:	427996 5
District	7
County	Hernando
Roadway ID	08610000
Type of Work	Bike Lane / Sidewalk
Lanes Exist/ Improved/Added	2/2/0
Project Length	1.25 MI
SIS or Non-SIS	*NON-SIS*
Project Description	YULEE DRIVE SIDEWALK FROM W CENTRAL STREET TO US 19

Table 123: Project Information Item 430021 1

Descriptor	Descriptor Information
Item Number:	430021 1
District	7
County	Citrus
Roadway ID	02610000
Type of Work	Bridge Replacement
Lanes Exist/ Improved/Added	2/2/0
Project Length	0.333 MI
SIS or Non-SIS	*NON-SIS*
Project Description	CR490A/HALLS RIVER FROM W OF HALLS RIVER TO E OF HALLS RIVER

Table 122: Funding Information Item 427996 5

Phase / Responsible Agency	Fund Code	2019 \$
Construction / Managed by FDOT	SE	-\$7,216
Construction / Managed by FDOT	TALT	-\$1,164
Construction / Managed by Hernando County BOCC	TALT	-\$8,340
Total 427996 5		-\$16,720

**Project Listing Source <https://www.fdot.gov/workprogram/Federal/fa-MPO-ObligDet.shtm> . Date Run: 10.01.2019*

Table 124: Funding Information Item 430021 1

Phase / Responsible Agency	Fund Code	2019 \$
Construction / Managed by FDOT	NHBR	\$1,964,599
Construction / Managed by FDOT	SA	\$91,392
GRANTS AND MISCELLANEOUS / Managed by FDOT	SA	\$1,387
Total 430021 1		\$2,057,378

**Project Listing Source <https://www.fdot.gov/workprogram/Federal/fa-MPO-ObligDet.shtm> . Date Run: 10.01.2019*

Table 125: Project Information Item 430051 2

Descriptor	Descriptor Information
Item Number:	430051 2
District	7
County	Hernando
Roadway ID	08070000
Type of Work	Add Lanes & Rehab Pavement
Lanes Exist/ Improved/Added	4/4/2
Project Length	0.355 MI
SIS or Non-SIS	*SIS*
Project Description	SR 50 FROM LOCKHART RD TO E OF REMINGTON RD

Table 127: Project Information Item 430583 1

Descriptor	Descriptor Information
Item Number:	430583 1
District	7
County	Hernando
Roadway ID	08610000
Type of Work	Sidewalk
Lanes Exist/ Improved/Added	0/2/0
Project Length	0.64 MI
SIS or Non-SIS	*NON-SIS*
Project Description	CR 597/SHOAL LN BL N FROM RICHARD DR TO CR 550 (CORTEZ BLVD)

Table 126: Funding Information Item 430051 2

Phase / Responsible Agency	Fund Code	2019 \$
Preliminary Engineering / Managed by FDOT	NHPP	\$15,395
Total 430051 2		\$15,395

**Project Listing Source <https://www.fdot.gov/workprogram/Federal/fa-MPO-ObligDet.shtm> . Date Run: 10.01.2019*

Table 128: Funding Information Item 430583 1

Phase / Responsible Agency	Fund Code	2019 \$
Construction / Managed by FDOT	SA	-\$3,860
Construction / Managed by FDOT	TALT	-\$375
Construction / Managed by Hernando County BOCC	TALT	-\$5,503
Total 430583 1		-\$9,738

**Project Listing Source <https://www.fdot.gov/workprogram/Federal/fa-MPO-ObligDet.shtm> . Date Run: 10.01.2019*

Table 129: Project Information Item 432581 1

Descriptor	Descriptor Information
Item Number:	432581 1
District	7
County	Citrus
Roadway ID	02550000
Type of Work	Sidewalk
Lanes Exist/ Improved/Added	0/2/0
Project Length	2.759 MI
SIS or Non-SIS	*NON-SIS*
Project Description	YULEE DRIVE SIDEWALK FROM W CENTRAL STREET TO US 19

Table 131: Project Information Item 432720 1

Descriptor	Descriptor Information
Item Number:	432720 1
District	7
County	Hernando
Roadway ID	08020000
Type of Work	Resurfacing
Lanes Exist/ Improved/Added	6/6/0
Project Length	3.428 MI
SIS or Non-SIS	*SIS*
Project Description	US 19 (SR 55) FROM S OF TOUCAN TRL TO CORTEZ BLVD

Table 130: Funding Information Item 432581 1

Phase / Responsible Agency	Fund Code	2019 \$
Preliminary Engineering / Managed by Citrus County BOCC	TALN	-\$106
Preliminary Engineering / Managed by Citrus County BOCC	TALT	-\$85
Construction / Managed by FDOT	TALN	\$6,086
Preliminary Engineering / Managed by FDOT	TALT	-\$6
Total 432581 1		\$5,889

**Project Listing Source <https://www.fdot.gov/workprogram/Federal/ja-MPO-ObligDet.shtm> . Date Run: 10.01.2019*

Table 132: Funding Information Item 432720 1

Phase / Responsible Agency	Fund Code	2019 \$
Construction / Managed by FDOT	SA	\$979,701
Total 432720 1		\$979,701

**Project Listing Source <https://www.fdot.gov/workprogram/Federal/ja-MPO-ObligDet.shtm> . Date Run: 10.01.2019*

Table 133: Project Information Item 433695 1

Descriptor	Descriptor Information
Item Number:	433695 1
District	7
County	Hernando
Roadway ID	08000010
Type of Work	Sidewalk
Lanes Exist/ Improved/Added	0/2/0
Project Length	1.723 MI
SIS or Non-SIS	*NON-SIS*
Project Description	DELTONA BLVD FROM S OF FOUNDER RD TO PHILATELIC DR

Table 135: Project Information Item 434309 1

Descriptor	Descriptor Information
Item Number:	434309 1
District	7
County	Hernando
Roadway ID	
Type of Work	Sidewalk
Lanes Exist/ Improved/Added	0/0/0
Project Length	0
SIS or Non-SIS	*NON-SIS*
Project Description	SPRING HILL ELEMENTARY SCHOOL VARIOUS LOCATIONS

Table 134: Funding Information Item 433695 1

Phase / Responsible Agency	Fund Code	2019 \$
Construction / Managed by FDOT	TALT	\$3,750
Preliminary Engineering / Managed by FDOT	TALT	-\$482
Preliminary Engineering / Managed by Hernando County BOCC	TALT	-\$30,507
Total 433695 1		-\$27,239

**Project Listing Source <https://www.fdot.gov/workprogram/Federal/ja-MPO-ObligDet.shtm> . Date Run: 10.01.2019*

Table 136: Funding Information Item 434309 1

Phase / Responsible Agency	Fund Code	2019 \$
Construction / Managed by FDOT	SR2T	-\$1,546
Construction / Managed by Hernando County BOCC	SR2T	-\$76,568
Total 434309 1		-\$78,114

**Project Listing Source <https://www.fdot.gov/workprogram/Federal/ja-MPO-ObligDet.shtm> . Date Run: 10.01.2019*

Table 137: Project Information Item 435273 1

Descriptor	Descriptor Information
Item Number:	435273 1
District	7
County	Citrus
Roadway ID	02000000
Type of Work	Rail Safety Project
Lanes Exist/ Improved/Added	0/0/0
Project Length	0.001 MI
SIS or Non-SIS	*NON-SIS*
Project Description	W CARVER ROAD DUNNELLON @ NGCN: 622600V

Table 139: Project Information Item 436708 1

Descriptor	Descriptor Information
Item Number:	436708 1
District	7
County	Hernando
Roadway ID	08000010
Type of Work	Sidewalk
Lanes Exist/ Improved/Added	0/2/0
Project Length	0.634 MI
SIS or Non-SIS	*NON-SIS*
Project Description	DELTONA BLVD FROM SPRING HILL DR TO BEGONIA ST

Table 138: Funding Information Item 435273 1

Phase / Responsible Agency	Fund Code	2019 \$
Railroad & Utilities / Managed by FDOT	RHP	-\$19,350
Total 435273 1		-\$19,350

**Project Listing Source <https://www.fdot.gov/workprogram/Federal/fa-MPO-ObligDet.shtm> . Date Run: 10.01.2019*

Table 140 Funding Information Item 436708 1

Phase / Responsible Agency	Fund Code	2019 \$
Construction / Managed by FDOT	TALT	\$16,207
Preliminary Engineering / Managed by FDOT	SR2T	-\$3,269
Construction / Managed by FDOT	TALL	\$265,365
Construction / Managed by Hernando County BOCC	TALT	\$84,143
Preliminary Engineering / Managed by Hernando County BOCC	SR2T	-\$43,095
Total 436708 1		\$319,351

**Project Listing Source <https://www.fdot.gov/workprogram/Federal/fa-MPO-ObligDet.shtm> . Date Run: 10.01.2019*

Table 141: Project Information Item 436710 1

Descriptor	Descriptor Information
Item Number:	436710 1
District	7
County	Hernando
Roadway ID	
Type of Work	Sidewalk
Lanes Exist/ Improved/Added	0/0/0
Project Length	0
SIS or Non-SIS	*NON-SIS*
Project Description	JD FLOYD ELEMENTARY SCHOOL - CORONADO DR, WHITEWOOD AVE, ALDORO AVE

Table 143: Project Information Item 439508 1

Descriptor	Descriptor Information
Item Number:	439508 1
District	7
County	Hernando
Roadway ID	08000042
Type of Work	Sidewalk
Lanes Exist/ Improved/Added	0/2/0
Project Length	2.54 MI
SIS or Non-SIS	*NON-SIS*
Project Description	ELGIN BLVD FROM DELTONA BLVD TO MARINER BLVD

Table 142: Funding Information Item 436710 1

Phase / Responsible Agency	Fund Code	2019 \$
Preliminary Engineering / Managed by FDOT	SR2T	\$1,460
Total 436710 1		\$1,460

**Project Listing Source <https://www.fdot.gov/workprogram/Federal/fa-MPO-ObligDet.shtm> . Date Run: 10.01.2019*

Table 144: Funding Information Item 439508 1

Phase / Responsible Agency	Fund Code	2019 \$
Preliminary Engineering / Managed by FDOT	TALT	\$1,000
Preliminary Engineering / Managed by Hernando County BOCC	TALT	\$101,070
Total 439508 1		\$102,070

**Project Listing Source <https://www.fdot.gov/workprogram/Federal/fa-MPO-ObligDet.shtm> . Date Run: 10.01.2019*

Table 145: Project Information Item 439509 1

Descriptor	Descriptor Information
Item Number:	439509 1
District	7
County	Hernando
Roadway ID	08000010
Type of Work	Sidewalk
Lanes Exist/ Improved/Added	0/2/0
Project Length	0.524 MI
SIS or Non-SIS	*NON-SIS*
Project Description	DELTONA BLVD FROM ELGIN BLVD TO SR 50 (CORTEZ BLVD)

Table 147: Project Information Item 439698 1

Descriptor	Descriptor Information
Item Number:	439698 1
District	7
County	Citrus
Roadway ID	02000027
Type of Work	Sidewalk
Lanes Exist/ Improved/Added	0/2/0
Project Length	1.605 MI
SIS or Non-SIS	*NON-SIS*
Project Description	FOREST RIDGE ELEM FR CR486/NORVELL BRYANT HWY TO W LAKE BEVERLY DR

Table 146: Funding Information Item 439509 1

Phase / Responsible Agency	Fund Code	2019 \$
Preliminary Engineering / Managed by FDOT	TALT	\$1,000
Preliminary Engineering / Managed by Hernando County BOCC	TALT	\$57,680
Total 439509 1		\$58,680

**Project Listing Source <https://www.fdot.gov/workprogram/Federal/ja-MPO-ObligDet.shtm> . Date Run: 10.01.2019*

Table 148: Funding Information Item 439698 1

Phase / Responsible Agency	Fund Code	2019 \$
Preliminary Engineering / Managed by FDOT	SR2T	\$8,055
Total 439698 1		\$8,055

**Project Listing Source <https://www.fdot.gov/workprogram/Federal/ja-MPO-ObligDet.shtm> . Date Run: 10.01.2019*

Table 149: Project Information Item 439699 1

Descriptor	Descriptor Information
Item Number:	439699 1
District	7
County	Citrus
Roadway ID	02520000
Type of Work	Sidewalk
Lanes Exist/ Improved/Added	0/2/0
Project Length	11.897 MI
SIS or Non-SIS	*NON-SIS*
Project Description	PLEASANT GROVE ELEMENTARY - PLEASANT GROVE RD AND DRUID RD

Table 151: Project Information Item 441104 1

Descriptor	Descriptor Information
Item Number:	441104 1
District	7
County	Citrus
Roadway ID	02000004
Type of Work	Sidewalk
Lanes Exist/ Improved/Added	0/2/0
Project Length	3.284 MI
SIS or Non-SIS	*NON-SIS*
Project Description	N TURKEY OAK DR FROM US 19 TO SR 44

Table 150: Funding Information Item 439699 1

Phase / Responsible Agency	Fund Code	2019 \$
Preliminary Engineering / Managed by FDOT	SR2T	\$38,818
Total 439699 1		\$38,818

**Project Listing Source <https://www.fdot.gov/workprogram/Federal/fa-MPO-ObligDet.shtm> . Date Run: 10.01.2019*

Table 152: Funding Information Item 441104 1

Phase / Responsible Agency	Fund Code	2019 \$
Preliminary Engineering / Managed by FDOT	SA	\$363,003
Preliminary Engineering / Managed by FDOT	SR2T	\$343,705
Total 441104 1		\$706,708

**Project Listing Source <https://www.fdot.gov/workprogram/Federal/fa-MPO-ObligDet.shtm> . Date Run: 10.01.2019*

MISCELLANEOUS

Table 153: Project Information Item 430503

Descriptor	Descriptor Information
Item Number:	430503 1
District	7
County	Hernando
Roadway ID	
Type of Work	Bike Path / Trail
Lanes Exist/ Improved/Added	0/0/0
Project Length	0
SIS or Non-SIS	*NON-SIS*
Project Description	GOOD NEIGHBOR TRAIL FROM WEATHERLY RD TO WITHLACOOCHEE ST FRST

Table 155: Project Information Item 430504 1

Descriptor	Descriptor Information
Item Number:	430504 1
District	7
County	Hernando
Roadway ID	
Type of Work	Bike Path / Trail
Lanes Exist/ Improved/Added	0/0/0
Project Length	0
SIS or Non-SIS	*NON-SIS*
Project Description	GOOD NEIGHBOR TRAIL FM WITHLACOOCHEE ST FRST TO WITHLACOOCHEE ST TRL

Table 154: Funding Information Item 430503 1

Phase / Responsible Agency	Fund Code	2019 \$
Construction / Managed by FDOT	TALL	-\$1,431
Construction / Managed by FDOT	TALT	-\$3,510
Construction / Managed by Hernando County		
BOCC	TALL	-\$107,761
Construction / Managed by Hernando County		
BOCC	TALT	-\$244,622
Total 430503 1		-\$357,324

*Project Listing Source <https://www.fdot.gov/workprogram/Federal/ja-MPO-ObligDet.shtm> . Date Run: 10.01.2019

Table 156: Funding Information Item 4.0504 1

Phase / Responsible Agency	Fund Code	2019 \$
Construction / Managed by FDOT	TALT	-\$2,568
Construction / Managed by Hernando County		
BOCC	TALL	\$61,726
Construction / Managed by Hernando County		
BOCC	TALT	-\$227,198
Total 430504 1		-\$168,040

*Project Listing Source <https://www.fdot.gov/workprogram/Federal/ja-MPO-ObligDet.shtm> . Date Run: 10.01.2019

Table 157: Project Information Item 436711 1

Descriptor	Descriptor Information
Item Number:	436711 1
District	7
County	Hernando
Roadway ID	
Type of Work	Sidewalk
Lanes Exist/ Improved/Added	0/0/0
Project Length	0
SIS or Non-SIS	*NON-SIS*
Project Description	EXPLORER K8 SCHOOL VARIOUS LOCATIONS

Table 159: Project Information Item 437349 1

Descriptor	Descriptor Information
Item Number:	437349 1
District	7
County	Citrus
Roadway ID	
Type of Work	Bike Path / Trail
Lanes Exist/ Improved/Added	0/0/0
Project Length	0
SIS or Non-SIS	*NON-SIS*
Project Description	WITHLACOOCHEE-DUNNELLON TRAIL CONNECTOR FM N END WITHLA. TO S END DUNN

Table 158: Funding Information Item 436711 1

Phase / Responsible Agency	Fund Code	2019 \$
Construction / Managed by FDOT	TALL	\$1,000
Total 436711 1		\$1,000

**Project Listing Source <https://www.fdot.gov/workprogram/Federal/fa-MPO-ObligDet.shtm> . Date Run: 10.01.2019*

Table 160: Funding Information Item 437349 1

Phase / Responsible Agency	Fund Code	2019 \$
Construction / Managed by FDOT	REPE	\$381,921
Construction / Managed by FDOT	SE	\$885,998
Preliminary Engineering / Managed by FDOT	TALT	-\$5,565
Total 437349 1		\$1,262,354

**Project Listing Source <https://www.fdot.gov/workprogram/Federal/fa-MPO-ObligDet.shtm> . Date Run: 10.01.201*

PLANNING

Table 161: Project Information Item 438747 4

Descriptor	Descriptor Information
Item Number:	438747 4
District	7
County	Hernando
Roadway ID	
Type of Work	Planning Models / Data Update
Lanes Exist/ Improved/Added	0/0/0
Project Length	0
SIS or Non-SIS	*NON-SIS*
Project Description	HERNANDO PLANNING MODEL STUDIES

Table 163: Project Information Item 438747 5

Descriptor	Descriptor Information
Item Number:	438747 5
District	7
County	Citrus
Roadway ID	
Type of Work	Planning Models / Data Update
Lanes Exist/ Improved/Added	0/0/0
Project Length	0
SIS or Non-SIS	*NON-SIS*
Project Description	CITRUS PLANNING MODEL STUDIES

Table 162: Funding Information Item 438747 4

Phase / Responsible Agency	Fund Code	2019 \$
Preliminary Engineering / Managed by FDOT	SL	\$23,000
Total 438747 4		\$23,000

**Project Listing Source <https://www.fdot.gov/workprogram/Federal/fa-MPO-ObligDet.shtm> . Date Run: 10.01.2019*

Table 164: Funding Information Item 438747 5

Phase / Responsible Agency	Fund Code	2019 \$
Preliminary Engineering / Managed by FDOT	SN	\$25,000
Total 438747 5		\$25,000

**Project Listing Source <https://www.fdot.gov/workprogram/Federal/fa-MPO-ObligDet.shtm> . Date Run: 10.01.2019*

Table 165: Project Information Item 439335 1

Descriptor	Descriptor Information
Item Number:	439335 1
District	7
County	Hernando
Roadway ID	
Type of Work	Transportation Planning
Lanes Exist/ Improved/Added	0/0/0
Project Length	0
SIS or Non-SIS	*NON-SIS*
Project Description	HERNANDO/CITRUS FY 2016/2017- 2017/2018 UPWP

Table 167: Project Information Item 439335 2

Descriptor	Descriptor Information
Item Number:	439335 2
District	7
County	Hernando
Roadway ID	
Type of Work	Transportation Planning
Lanes Exist/ Improved/Added	0/0/0
Project Length	0
SIS or Non-SIS	*NON-SIS*
Project Description	HERNANDO/CITRUS FY 2018/2019- 2019/2020 UPWP

Table 166: Funding Information Item 439335 1

Phase / Responsible Agency	Fund Code	2019 \$
Preliminary Engineering / Responsible Agency Not Available	PL	-\$552,112
Total 439335 1		-\$552,112

**Project Listing Source <https://www.fdot.gov/workprogram/Federal/fa-MPO-ObligDet.shtm>.
Date Run: 10.01.2019*

Table 168: Funding Information Item 439335 2

Phase / Responsible Agency	Fund Code	2019 \$
Preliminary Engineering / Responsible Agency Not Available	PL	\$914,554
Total 439335 2		\$914,554

**Project Listing Source <https://www.fdot.gov/workprogram/Federal/fa-MPO-ObligDet.shtm>.
Date Run: 10.01.2019*

**Table 169: 2019 Annual Obligated Funds, FDOT District 07
Hernando/Citrus MPO**

Group	Total 2019 \$ for District 07
Highways	\$29,723,641
Miscellaneous	\$737,990
Planning	\$410,442
FDOT District 7 Total	\$30,872,073

**Project Listing Source <https://www.fdot.gov/workprogram/Federal/fa-MPO-ObligDet.shtm>.
Date Run: 10.01.2019*

APPENDIX G: LOCAL AGENCY CAPITAL IMPROVEMENT PROGRAMS

HERNANDO COUNTY

Table 170: Hernando County Capacity Improvement Projects

PROJECT NAME	PROJECT NO.	FUND	DEPT/ACCOUNT	NOTES	FY20	FY21	FY22	FY23	FY24	FY25	FY 2020-24
Barclay Ave Multilaning	100380	3334	03324-5616360	R/W (Powell to N San An)		\$750,000					
			03324-5616360	Design Update (Powell to N San An)	\$50,000						
			03324-5909967	Construction (Powell to N San An)			\$6,600,000				
			03324-5909967	Design (San Antonio to Lucky)				\$520,000			
			03324-5909967	R/W (San Antonio to Lucky)					\$1,250,000	\$1,250,000	\$10,370,000
Coastal Way Int Imp	105900	3331	03321-5616330	Construction		\$650,000				\$650,000	
Mariner W Frontage Rd (Evergreen Woods to Mariner)	109900	3334	03324-5616306	Design		\$129,000					
			03324-5909967	Land Acquisition (5606101)			\$345,000				
			03324-5909967	Construction (5606309)				\$577,500			\$1,051,500
SR50 Frontage Rd W of Mariner (Kadri to Evergreen)	105840	3334	03324-5616340	R/W		\$530,000					
			03324-5909967	Construction			\$423,500				\$953,500
Star Rd Imp	105930	3331	03321-5909967	R/W				\$250,000	\$250,000	\$250,000	\$750,000
Technology/Telecom Road Improv (Airport transfer)	110870	3334	03324-5943110	Construction		\$1,158,750					\$1,158,750
Weeping Willow Rd Imp	105940	3331	03321-5909967	R/W				\$250,000	\$250,000	\$250,000	\$750,000
Totals					\$50,000	\$3,217,750	\$7,368,500	\$1,597,500	\$1,750,000	\$1,750,000	\$15,683,750

Table 171: Hernando County Surface Treatment Projects

PROJECT NAME	PROJECT NO.	FUND	DEPT/ACCOUNT	NOTES	FY20	FY21	FY22	FY23	FY24	FY25	FY 2020-24
Arbor	111000	1013	03211-5909967	Design/Construction			\$250,750				\$250,750
Arlainie	110940	1013	03211-5616313	Design/Construction		\$505,750					\$505,750
Benes Roush	110990	1013	03211-5909967	Design/Construction				\$330,225			\$330,225
Chimney Rock	110980	1013	03211-5909967	Design/Construction				\$535,500			\$535,500
Dusky Warbler	110830	1013	03211-5616313	Design/Construction	\$790,500						\$0
Emerald	110970	1013	03211-5909967	Design/Construction			\$303,450				\$303,450
English Sparrow	110850	1013	03211-5616313	Design/Construction		\$382,500					\$382,500
Eskimo Curlew	110930	1013	03211-5616313	Design/Construction		\$196,860					\$196,860
Glenchester	110960	1013	03211-5909967	Design/Construction			\$629,000				\$629,000
Nodoc	110950	1013	03211-5909967	Design/Construction			\$340,000				\$340,000
Pomp Parkway	110840	1013	03211-5616313	Design/Construction	\$631,200						\$0
Ridge Manor (Umbrella/Top/Tombstone/ Kendrone/Faculty)	111816	1013	03211-5616313	Design		\$18,000					
			3****-5909967	Construction			\$690,758				\$708,758
San Antonio	111010	1013	03211-5909967	Design/Construction				\$340,000			\$340,000
Totals					\$1,421,700	\$1,103,110	\$2,213,958	\$1,205,725	\$0	\$0	\$4,522,793

Table 172: Hernando County Other Capital Projects

PROJECT NAME	PROJECT NO.	FUND	DEPT/ACCOUNT	NOTES	FY20	FY21	FY22	FY23	FY24	FY25	FY 2020-24
Anderson Snow/Corporate Roadway/Signal Impr (anticipate DOE grant for construction)	111817	1013	03211-5616306	Design		\$800,000					
			03211-5909967	Construction			\$7,750,000				\$8,550,000
Cyrl Bypass Roadway (non-grant covered exp)	111150	1013	03211-5616309	Acquisition	\$60,000						\$0
Petit Lane Realignment	111810	1022	03241-5616306	Design/Construction		\$75,000					\$75,000
Suncoast Trail/Silverthorn Buffer (anticipate FDOT/Turnpike grant)	111819	1013	03211-5616398	Construction (County share)		\$75,000					
			03***-5616398	Construction (FDOT share)		\$427,000					\$502,000
WPA Roadway Improvements	111818	1013	03211-5616306	Design		\$400,000					\$400,000
RxR Crossing Upgrade-Powell	TBD	1017	03231-5616306	Design/Construction		\$30,000	\$175,000				\$205,000
RxR Crossing Upgrade-Cobb	TBD	1017	03231-5616306	Design/Construction		\$30,000		\$185,000			\$215,000
RxR Crossing Upgrade-Wilson	TBD	1017	03231-5909967	Design/Construction						\$50,000	\$50,000
RxR Crossing Upgrade-Crum	TBD	1017	03231-5909967	Design/Construction						\$50,000	\$50,000
Totals					\$0	\$1,037,000	\$175,000	\$185,000	\$0	\$100,000	\$1,497,000

Table 173: Hernando County Pavement Management Collector Projects

PROJECT NAME	PROJECT NO.	FUND	DEPT/ACCOUNT	NOTES	FY20	FY21	FY22	FY23	FY24	FY25	FY 2020-24
California Rd	109810	1022	03241-5616305	Design/Construction		\$1,815,000					\$1,815,000
Cobb Rd	109750	1022	03241-5909967	Design/Construction			\$2,520,000				\$2,520,000
Croom Rd (Broad-Jacobson)	107280	1022	03241-5616305	Design/Construction	\$808,500						\$0
Croom Rd (Jacobson-Withrow)	109880	1022	03241-5909967	Design/Construction				\$1,200,000			\$1,200,000
Culbreath Rd (Powell to Pasco)	108290	1022	03241-5616305	Design		\$500,000					
			03241-5909967	Construction			\$2,200,000				\$2,700,000
Fort Dade (Citrus Way-Cobb) <i>(possible SCOP projects)</i>	111650	1022	03241-5616305	Design		\$50,000					\$50,000
				Construction				\$1,150,000			
Fort Dade (Cobb-Ponce DeLeon) <i>(possible SCOP projects)</i>	111670	1022	03241-5616305	Design		\$18,000					\$18,000
				Construction			\$612,716				
Grove Road (SR50-end)	111690	1022	03241-5909967	Design/Construction					\$1,000,000		\$1,000,000
Lake Lindsey Resurface Phase 4	109910	1022	03241-5909967	Design			\$154,000				
		1022	03241-5909967	Construction				\$1,386,000			\$1,540,000
MLK Blvd	108240	1022	03241-5616305	Design/Construction		\$275,000					\$275,000
Powell Road (US41-Emerson)	111700	1022	03241-5909967	Design/Construction					\$1,900,000		\$1,900,000
Shoal Line Phase I (Calienta to WW Bridge)	111230	1022	03241-5616305	Construction	\$1,500,000						\$0
Shoal Line Phase II (WW Bridge to Cortez)	111240	1022	03241-5616305	Design							
			03241-5616305	Construction	\$750,000						\$0
Snow Hill Rd	108330	1022	03241-5616305	Design/Construction	\$450,000						\$0

PROJECT NAME	PROJECT NO.	FUND	DEPT/ACCOUNT	NOTES	FY20	FY21	FY22	FY23	FY24	FY25	FY 2020-24
Sunshine Grove (Hexam-Centrailia)	111710	1022	03241-5909967	Design/Construction					\$1,200,000		\$1,200,000
Thrasher Ave (Mellon to Pomp)	109800	1022	03241-5616305	Design		\$51,000					
			03241-5909967	Construction				\$528,000			\$579,000
Thrasher Ave (US19-Mellon)	109790	1022	03241-5616305	Construction		\$508,200					\$508,200
Totals					\$3,508,500	\$3,217,200	\$5,486,716	\$3,114,000	\$5,250,000	\$0	\$15,305,200

Table 174: Hernando County Pavement Management Residential Projects

PROJECT NAME	PROJECT NO.	FUND	DEPT/ACCOUNT	NOTES	FY20	FY21	FY22	FY23	FY24	FY25	FY 2020-24
Cassandra Way	109720	1022	03241-5909967	Design/Construction			\$115,000				\$115,000
Cimarron Way	109740	1022	03241-5909967	Design/Construction			\$38,000				\$38,000
Clayton Rd	108450	1022	03241-5616367	Design/Construction		\$165,000					\$165,000
Endsley Rd	108380	1022	03241-5909967	Design/Construction			\$577,500				\$577,500
Garden Grove	109760	1022	03241-5909967	Design/Construction				\$630,000			\$630,000
Green Hammock Sub	108320	1022	03241-5616367	Design/Construction	\$325,000						\$0
Hope Hill Rd	108440	1022	03241-5616367	Design/Construction		\$320,000					\$320,000
Jones Rd	108340	1022	03241-5616367	Design/Construction	\$201,300						\$0
Lakewood Area	111720	1022	03241-5909967	Design/Construction					\$1,800,000		\$1,800,000
Lambeth Rd	108420	1022	03241-5616367	Design/Construction		\$145,000					\$145,000
Old Trilby Rd	108430	1022	03241-5616367	Design/Construction		\$255,000					\$255,000
Olympia Rd	108370	1022	03241-5616367	Design/Construction	\$265,000						\$0

PROJECT NAME	PROJECT NO.	FUND	DEPT/ACCOUNT	NOTES	FY20	FY21	FY22	FY23	FY24	FY25	FY 2020-24
Pocahontas Dr	109730	1022	03241-5909967	Design/Construction			\$54,400				\$54,400
Ranchette Rd	109710	1022	03241-5909967	Design/Construction			\$196,000				\$196,000
Redfox Ln	108410	1022	03241-5616367	Design/Construction		\$135,000					\$135,000
Skyview Circle	108390	1022	03241-5616367	Design/Construction	\$474,000						\$0
Spring Hill Area 4B	109770	1022	03241-5909967	Design/Construction				\$1,300,000			\$1,300,000
Spring Hill Area 4C	111730	1022	03241-5909967	Design/Construction					\$2,500,000		\$2,500,000
St Ives Blvd	111815	1022	03241-5616367	Design/Construction		\$178,500					\$178,500
Totals					\$1,265,300	\$1,198,500	\$980,900	\$1,930,000	\$4,300,000	\$0	\$8,409,400

Table 175: Hernando County Stormwater Projects

PROJECT NAME	PROJECT NO.	FUND	DEPT/ACCOUNT	NOTES	FY20	FY21	FY22	FY23	FY24	FY25	FY 2020-24
Ashland Drive Drainage Imp	110150	7552	09552-5606309	Construction		\$62,500					\$62,500
Balfour Street Stormwater Retrofit	109560	7552	09552-5606309	Construction		\$157,500					\$157,500
Brentlawn Stormwater Retrofit	108470	7552	09552-5606309	Construction		\$78,750					\$78,750
Calienta Stormwater/Rdwy Imp	111140	7552	09952-5606101	Acquisition		\$75,000					\$75,000
Coronado/Godfrey Drainage Improvements	110580	7552	09552-5606309	Design	\$50,000						
			09552-5606309	Construction		\$420,000					
Coronado/Little Farms Stormwater Retrofit	109590	7552	09552-5606309	Construction		\$200,000					\$200,000
Culbreath Rd@ Carr Creek Flood Imp	108510	7552	09552-5606101	Acquisition		\$100,000					
			09552-5606309	Construction		\$1,250,000					

PROJECT NAME	PROJECT NO.	FUND	DEPT/ACCOUNT	NOTES	FY20	FY21	FY22	FY23	FY24	FY25	FY 2020-24
			09552-5606309	Construction (SWFWMD)		\$1,250,000					\$2,600,000
Elgin/Mountain Way Stormwater Retrofit	109500	7552	09552-5606309	Design/Construction		\$78,750					\$78,750
Geranium Ave Stormwater Retrofit	109550	7552	09552-5606309	Design/Construction		\$78,750					\$78,750
Hammock Acres Flood Relief	108500	7552	09552-5606309	Design		\$150,000					
			09552-5909967	Acquisition			\$50,000				
			09552-5909967	Construction				\$300,000			
Hillandale Avenue Drainage Improvements	111811	7552	09552-5606309	Design		\$20,000					
			09552-5606101	Acquisition	\$50,000						
			09552-5909967	Construction			\$350,000				
Keysville Ave Stormwater Retrofit	109510	7552	09552-5606309	Design/Construction		\$157,500				\$157,500	
Kirkwood Ave Stormwater Retrofit	109520	7552	09552-5606309	Design/Construction		\$78,750					\$78,750
Lamont Dr Stormwater Retrofit	109540	7552	09552-5606309	Design/Construction		\$105,000					\$105,000
Landover/Chadwick Stormwater Retrofit	108480	7552	09552-5606309	Design/Construction		\$100,000					\$100,000
Lehigh Avenue Drainage Improvements	111812	7552	09552-5606309	Design		\$20,000					
			09552-5606101	Acquisition		\$250,000					
			09552-5909967	Construction			\$200,000				
Northcliffe Blvd Stormwater Retrofit	109570	7552	09552-5606309	Design/Construction		\$157,500				\$157,500	
Peck Sink Drainage Improvements Phase I	111813	7552	09552-5606309	Design							
			09552-5606309	Construction		\$400,000					

PROJECT NAME	PROJECT NO.	FUND	DEPT/ACCOUNT	NOTES	FY20	FY21	FY22	FY23	FY24	FY25	FY 2020-24
Peck Sink Drainage Improvements Phase II	111814	7552	09552-5606309	Design		\$100,000					
			09552-5909967	Construction			\$1,100,000				\$1,200,000
Powell Rd Stormwater Improvements	110080	7552	09552-5909967	Construction			\$100,000				\$100,000
Sheffield Rd Stormwater Retrofit	109530	7552	09552-5606309	Design/Construction		\$78,750					\$78,750
Topaz Drainage Improvements	111580	7552	09552-5303103	Design	\$50,000						
			09552-5606309	Construction		\$450,000					\$450,000
Thunderbird	109580	7552	09552-5606309	Construction	\$75,000						\$0
Trenton Avenue Drainage Improvement	111800	7552	09552-5606309	Design/Construction		\$250,000					\$250,000
Totals					\$225,000	\$6,068,750	\$1,800,000	\$300,000	\$0	\$0	\$8,168,750

Table 176: Hernando County Signal Systems/Sidewalks (non-grant) Projects

PROJECT NAME	PROJECT NO.	FUND	DEPT/ACCOUNT	NOTES	FY20	FY21	FY22	FY23	FY24	FY25	FY 2020-24
Cobblestone@SH Int Imp	109850	1017	03231-5616314	Design		\$63,000					
			03231-5909967	Construction			\$175,000				\$238,000
County Line @ Waterfall Intersection Improvements (Pymt to FDOT who is designing/constructing project)	111590	1022	03241-5616307	Design	\$27,550						
			03241-5616307	Construction		\$195,100					\$195,100
Evergreen Woods @ SR50 Signalization Improv	111809	1022	03241-5616307	Design/Construction		\$750,000					\$750,000
Fiber Optic-Forest Oaks (US19 to Deltona)	106000	1015	03221-5616307	Construction		\$350,000					\$350,000

PROJECT NAME	PROJECT NO.	FUND	DEPT/ ACCOUNT	NOTES	FY20	FY21	FY22	FY23	FY24	FY25	FY 2020-24
Fiber Optic-Northcliffe (Deltona-Explorer)	106040	1015	03221-5616307	Design		\$152,000					
			03221-5909967	Construction			\$823,000				\$975,000
Fiber Optic-Spring Hill (Aerial to US41)	106030	1015	03221-5616307	Construction	\$320,000						\$0
Fiber Optic-Spring Hill Dr (Mariner-Coronado)	109840	1015	03221-5616307	Design		\$31,000					
			03221-5909967	Construction			\$107,000				\$138,000
Fiber Optic - SR50/Truck Rte (CR85/Cobb-US41) FDOT currently designing and will construct fiber	105980	1015	03221-5909967	Design							
			03221-5909967	Construction							\$0
Fiber Optic-SR50 (Wiscon-Cobb)	106020	1015	03221-5909967	Design			\$129,980				
			03221-5909967	Construction			\$468,400				\$598,380
Howell Ave@US41 Int Imp	107870	1017	03231-5616310	Construction (schedule w/LAP project)		\$75,000					\$75,000
Mariner @ Elgin Signage/ Markings Upgrade	109870	1015	03221-5616314	Construction		\$80,000					\$80,000
Mariner @ Landover S Signal Upgrade	109860	1022	03241-5616307	Design		\$125,000					
			03241-5909967	Construction			\$495,000				\$620,000
Mariner Blvd Sidewalk ADA	109130	1022	03241-5616371	Construction		\$272,800					\$272,800
School Zone Upgrade-Brksv Elem/ Hernando High	110190	1017	03231-5616310	Construction		\$60,000					\$60,000
School Zone Upgrade- Challenger K8	109890	1017	03231-5616310	Construction		\$85,000					\$85,000
School Zone Upgrade- Chocachatti/ Nature Coast	110200	1017	03231-5616310	Construction		\$50,000					\$50,000

PROJECT NAME	PROJECT NO.	FUND	DEPT/ ACCOUNT	NOTES	FY20	FY21	FY22	FY23	FY24	FY25	FY 2020-24
School Zone Upgrade-Explorer K8	110220	1017	03231-5616310	Construction		\$119,000					\$119,000
School Zone Upgrade-Fox Chapel Middle	110230	1017	03231-5616310	Construction		\$50,000					\$50,000
School Zone Upgrade-JD Floyd	110260	1017	03231-5616310	Design		\$8,000					
			03231-5909967	Construction			\$45,000				\$53,000
School Zone Upgrade-Pine Grv/W Hrnd/Cntrl	110210	1017	03231-5616310	Construction		\$80,000					\$80,000
School Zone Upgrade-Spring Hill Elem	110180	1017	03231-5616310	Construction		\$119,000					\$119,000
School Zone Upgrade-Springstead High	110240	1017	03231-5616310	Construction		\$62,000					\$62,000
School Zone Upgrade-Suncoast Elem	110250	1017	03231-5616310	Construction		\$58,000					\$58,000
Seven Hills Sidewalk ADA Improvement	110060	1017	03231-5616371	Construction		\$59,970					\$59,970
Traffic Signal Timing - Elgin (Barclay to Mariner)	500111	1015	03221-5303401			\$40,000					\$40,000
Traffic Signal Timing - Mariner (Nrthclf to Cty Line)	500109	1015	03221-5303401		\$100,000						\$0
Traffic Signal Timing - Spring Hill Dr (Waterfall-US19)	500107	1015	03221-5303401			\$50,000					\$50,000
Totals					\$447,550	\$2,934,870	\$2,243,380	\$0	\$0	\$0	\$5,178,250

Table 177: Hernando County Aquatic/Waterways Projects

PROJECT NAME	PROJECT NO.	FUND	DEPT/ACCOUNT	NOTES	FY20	FY21	FY22	FY23	FY24	FY25	FY 2020-24
County-Wide Boat Ramps Master Plan	110070	1051	04571-5303401		\$0						\$0
Totals					\$0	\$0	\$0	\$0	\$0	\$0	\$0

Table 178: Hernando County DPW Capital Projects

PROJECT NAME	PROJECT NO.	FUND	DEPT/ACCOUNT	NOTES	FY20	FY21	FY22	FY23	FY24	FY25	FY 2020-24
DPW Building Security	105310	1017	03231-5606201	Construction		\$250,000					\$250,000
DPW Parking/Storage Exp	109150	1017	03231-5606201	Construction (Ph 4-barn & strg dvdrs)	\$150,000						\$0
MLK Compound Remediation/Closeout	108740	1015	03221-5606306	Close-out - Construction	\$140,000						
		7552	09952-5606309	Close-out - Construction	\$200,000						\$0
Totals					\$490,000	\$250,000	\$0	\$0	\$0	\$0	\$250,000

Table 179: Hernando County Grant Funded Projects

PROJECT NAME	PROJECT NO.	FUND	DEPT/ACCOUNT	NOTES	FY20	FY21	FY22	FY23	FY24	FY25	FY 2020-24
Bayou Dr Improvements	107990	3135	33903-5606701	Construction	\$164,900						\$0
Brooksville Elem (Howell Ave) LAP	109090	1015	34650-5616371	Construction	\$275,282						\$0
Calienta Stormwater/Rdwy Imp	111140	1022	34701-5616306	Design Construction	\$399,250						\$0
Cyril Bypass Rdwy	111150	1013	34702-5616309	Design Construction	\$300,000	\$1,699,245					\$1,699,245
Deltona Blvd SW LAP(Elgin-SR50)	110010	1015	3xxxx-5616371	Construction		\$243,160					\$243,160
E Linden SW LAP(Coronado to SH Dr)	110000	1015	3xxxx-5616371	Construction		\$583,550					\$583,550
Eastside Elem LAP (Raley from SR 50 to Roper)	111270	1015	3xxxx-5616371	Design			\$239,000				
				Construction				\$245,079		\$484,079	

PROJECT NAME	PROJECT NO.	FUND	DEPT/ACCOUNT	NOTES	FY20	FY21	FY22	FY23	FY24	FY25	FY 2020-24
Elgin Blvd SW LAP(Deltona to Mariner)	110040	1015	34646-5616371	Design	\$100,570						
			3xxxx-5616371	Construction		\$947,410					\$947,410
Explorer K8 SW LAP	107590	1015	34647-5616371	Construction	\$1,038,110						\$0
Fox Chapel MS LAP (Freeport from Dltna to Nrthclf)	111280	1015	3xxxx-5616371	Design			\$269,555				
			3xxxx-5616371	Construction				\$439,784			\$709,339
JD Floyd SW LAP	107600	1015	34648-5616371	Construction	\$484,159						\$0
Lake Townsen Boat Ramp Improvements	111260	1051	37201-5606378	Construction	\$122,000						\$0
S Linden SW LAP(Spring Hill to County Line)	110030	1015	3xxxx-5616371	Design			\$92,610				
			3xxxx-5616371	Construction				\$677,430			\$770,040
W Landover SW LAP (Northcliffe to Elgin)	110020	1015	3xxxx-5616371	Design		\$94,370					
			3xxxx-5616371	Construction				\$595,250			\$689,620
Westside Elem LAP	109100	1015	34649-5616371	Construction	\$302,302						\$0
Totals					\$3,186,573	\$3,567,735	\$601,165	\$595,250	\$1,362,293	\$0	\$6,126,443

Table 180: Hernando County MBSU Projects

PROJECT NAME	PROJECT NO.	FUND	DEPT/ACCOUNT	NOTES	FY20	FY21	FY22	FY23	FY24	FY25	FY 2020-24
Hurricane Paving MSBU	111160	1013	03211-5606308	Design							
			03211-5606308	Construction	\$395,870						\$0
Michigan Paving MSBU	111180	1013	03211-5606308	Design							
			03211-5606308	Construction	\$319,470						\$0
Totals					\$715,340	\$0	\$0	\$0	\$0	\$0	\$0

Table 181: Hernando County Capital Improvement Program Totals

	FY20	FY21	FY22	FY23	FY24	FY25	FY 2020-24
Program Totals	\$11,309,963	\$21,557,915	\$20,694,619	\$8,742,475	\$12,662,293	\$1,750,000	\$63,644,586

CITRUS COUNTY

Citrus County Program Project Tables 2021 - 2025 Fiscal Years, Hernando / Citrus MPO

These tables were created on April 21, 2020

Table 1: Capacity and Rehabilitation

No.	Name	Description	Phase	Fund	2020/21	2021/22	2022/23	2023/24	2024/25
1	CR 491 (N LECANTO HWY)	4-lane divided urban w/sidewalk and multiuse path	PE	gas tax Grants	\$175,000				
	From: Audubon Park Path		ROW		\$3,500,000				
	To: Horace Allen St.		CST		\$14,300,000				
CATEGORY EXPENDITURE					\$17,975,000				

Table 2: Surface Treatments

No.	Name	Description	Phase	Fund	2020/21	2021/22	2022/23	2023/24	2024/25
1	N DELTONA BLVD	resurface	PE	SCOP, gas tax					
			ROW						
	From: CR 491		CST						\$508,561
	To: Homeway Loop								
2	W CITRUS SPRINGS BLVD	resurface		SCOP, gas tax					
			PE						
	From: N. Santos Dr.		ROW						
	To: US 41 (N. Florida Ave.)		CST		\$1,836,931				
3	N DELTONA BLVD	resurface		SCOP, gas tax					
			PE						
	From: W. Homeway Loop		ROW						
	To: W. Citrus Springs Blvd.		CST		\$539,000				
4	FOREST RIDGE BLVD	resurface		SCOP, gas tax					
			PE						
	From: CR 486		ROW						

No.	Name	Description	Phase	Fund	2020/21	2021/22	2022/23	2023/24	2024/25
5	To: Lake Beverly		CST		\$1,059,372				
	S CANARY PALM TERRACE	resurface							
			PE	SCOP, gas tax					
	From: W. Green Acres St.		ROW						
6	To: Oaklawn		CST		\$136,950				
	E WITHLACOOCHEE TRAIL Phase 1 (CR 39)	resurface							
			PE	SCOP, gas tax					
	From: Scott Ln		ROW						
7	To: SR 200		CST			\$397,125			
	W YULEE DRIVE	resurface							
			PE	SCOP, gas tax					
	From: W. Bradshaw St		ROW						
8	To: US 19		CST			\$389,750			
	S GREAT OAKS DRIVE	resurface							
			PE	SCOP, gas tax					
	From: E. Floral Park Dr		ROW						
9	To: E. Orange Ave		CST			\$534,241			
	E TURNER CAMP ROAD	resurface							
			PE	gas tax					
	From: E. Banks Ct.		ROW						
10	To: Matthew Meadows Ct		CST		-	\$830,180			
	E TRAILS END ROAD	resurface							
			PE	SCOP, gas tax					
	From: E. Wymar Trail		ROW						
11	To: S. Withlapopka Dr		CST		-	\$849,508			
	E. WITHLACOOCHEE TRAIL (CR 39) Phase II	resurface							
	From: 4000' W. of E. Tasha Ct		PE	SCOP, gas tax					
	To: Scott Lane		ROW						

APPENDIX H: TRANSIT

HERNANDO COUNTY

The following three tables represent a single capital improvement program. They have been divided into three tables for ADA compatibility.

Table 182: Hernando County Transit System (TheBus) - Tentative Capital Projects Transportation Improvement Program FY 2021 - FY 2025

Capital Project Name	FY 2021	FY 2022	FY 2023	FY 2024	FY2025	5-Year Total
Bus Stop ADA Improvements (Design/Construction)	\$480,000		\$100,000	\$200,000	\$100,000	\$880,000
Replace DR/ADA Paratransit Vans	\$80,000	\$160,000	\$160,000	\$80,000		\$480,000
Replace Fixed-Route Heavy Duty Transit Vehicles			\$450,000	\$900,000	\$450,000	\$1,800,000
Purchase Fixed-Route Vehicle (Ridge Manor Connector)			\$450,000			\$450,000
Transit Preventative Maintenance (Capital)	\$240,000	\$245,000	\$245,000	\$250,000	\$252,500	\$1,232,500
Project Administration	\$221,038	\$227,669	\$234,499	\$241,534	\$232,960	\$1,157,700
Transit Shelters & Amenities (Design/Construction)	\$100,000	\$200,000				\$300,000
Replace Transit Operations Vehicle			\$50,000			\$50,000
Transfer Facility					\$1,000,000	\$1,000,000
Total Capital	\$1,121,038	\$832,669	\$1,689,499	\$1,671,534	\$2,035,460	\$7,350,200

Table 183 Hernando County Transit System (TheBus) - Tentative Capital Projects Funding Sources Transportation Improvement Program FY 2021 - FY 2025

Funding Source	FY 2021	FY 2022	FY 2023	FY 2024	FY2025	5-Year Total
Federal Grant - Section 5307	\$1,121,038	\$832,669	\$1,239,499	\$1,671,534	\$1,035,460	\$5,900,200
Federal Grant - Other			\$450,000			\$450,000
Local					\$1,000,000	\$1,000,000

Table 184: Hernando County Transit System (TheBus) - Tentative Operating Expenses* & Funding Sources Transportation Improvement Program FY 2021 - FY 2025

Funding Sources	FY 2021	FY 2022	FY 2023	FY 2024	FY2025	5-Year Total
Federal Grant - Section 5307	\$1,269,009	\$1,307,079	\$1,346,292	\$1,386,680	\$1,428,281	\$6,737,341
Federal Grant - Section 5311	\$243,694	\$251,005	\$258,535	\$266,291	\$274,280	\$1,293,805
State Block Grant	\$530,504	\$546,419	\$562,812	\$579,696	\$597,087	\$2,816,518
Local (Farebox & Program Income)	\$121,860	\$123,079	\$124,309	\$125,552	\$126,808	\$621,608
Local (Match)	\$658,936	\$678,704	\$699,065	\$720,037	\$741,638	\$763,887
Total Operating	\$2,824,003	\$2,227,582	\$2,291,948	\$2,358,220	\$2,426,455	\$11,469,272
Total Transit Program	\$3,945,041	\$3,060,251	\$3,981,447	\$4,029,754	\$4,461,915	\$18,819,472

*Operating expenses include fuel, contract services, travel, communications, preventative maintenance (non-capital), legal notices, postage, uncapitalized equipment, communications, security, general eligible transit operating expenses.

APPENDIX I: TRANSPORTATION DISADVANTAGED

Table 185: Citrus County Transportation Disadvantaged Five Year Work Program FY 2021-2025

Project Description	Fiscal Year 2021	Fiscal Year 2022	Fiscal Year 2023	Fiscal Year 2024	Fiscal Year 2025
Section 5311 – Operating/Admin Assistance	\$290,000	\$298,700	\$307,661	\$316,891	\$326,398
Section 5310 – Operating Assistance	\$0	\$350,000	\$375,000	\$375,000	\$375,000
Commission for the Transportation Disadvantaged – Planning Grant	MISC \$22,415 TDTF	MISC \$22,415 TDTF	MISC \$22,415 TDTF	MISC \$22,415 TDTF	MISC \$22,415 TDTF

Table 186: Hernando County Transportation Disadvantaged Five Year Work Program FY 2021-2025

Project Description	Fiscal Year 2021	Fiscal Year 2022	Fiscal Year 2023	Fiscal Year 2024	Fiscal Year 2025
Section 5311 – Operating/Admin Assistance	\$250,000	\$250,000	\$250,000	\$250,000	\$250,000
Section 5310 – Operating Assistance	\$325,000	\$325,000	\$325,000	\$325,000	\$325,000
CTD Trip & Equipment Grant	\$700,000	\$800,000	\$800,000	\$825,000	\$800,000
CTD Mobility Enhancement Grant	\$0	\$0	\$0	\$0	\$0
Shirley Conroy Grant	\$0	\$132,000	\$0	\$132,000	\$0
Commission for the Transportation Disadvantaged – Planning Grant	MISC \$23,222 TDTF	MISC \$23,222 TDTF	MISC \$23,222 TDTF	MISC \$23,222 TDTF	MISC \$23,222 TDTF

**APPENDIX J: TRANSPORTATION PERFORMANCE MEASURES CONSENSUS
PLANNING DOCUMENT**



Transportation Performance Measures Consensus Planning Document

Purpose and Authority

This document has been cooperatively developed by the Florida Department of Transportation (FDOT) and Florida's 27 Metropolitan Planning Organizations (MPOs) through the Florida Metropolitan Planning Organization Advisory Council (MPOAC), and, by representation on the MPO boards and committees, the providers of public transportation in the MPO planning areas.

The purpose of the document is to outline the minimum roles of FDOT, the MPOs, and the providers of public transportation in the MPO planning areas to ensure consistency to the maximum extent practicable in satisfying the transportation performance management requirements promulgated by the United States Department of Transportation in Title 23 Parts 450, 490, 625, and 673 of the *Code of Federal Regulations* (23 CFR). Specifically:

- 23 CFR 450.314(h)(1) requires that “The MPO(s), State(s), and providers of public transportation shall jointly agree upon and develop specific written procedures for cooperatively developing and sharing information related to transportation performance data, the selection of performance targets, the reporting of performance targets, the reporting of performance to be used in tracking progress toward achievement of critical outcomes for the region of the MPO, and the collection of data for the State asset management plan for the National Highway System (NHS).”
- 23 CFR 450.314(h)(2) allows for these provisions to be “Documented in some other means outside the metropolitan planning agreements as determined cooperatively by the MPO(s), State(s), and providers of public transportation.”

Section 339.175(11), Florida Statutes creates the MPOAC to “Assist MPOs in carrying out the urbanized area transportation planning process by serving as the principal forum for collective policy discussion pursuant to law” and to “Serve as a clearinghouse for review and comment by MPOs on the Florida Transportation Plan and on other issues required to comply with federal or state law in carrying out the urbanized transportation planning processes.” The MPOAC Governing Board membership includes one representative of each MPO in Florida.

This document was developed, adopted, and subsequently updated by joint agreement of the FDOT Secretary and the MPOAC Governing Board. Each MPO will adopt this document by incorporation in its annual Transportation Improvement Program (TIP) or by separate board action as documented in a resolution or meeting minutes, which will serve as documentation of agreement by the MPO and the provider(s) of public transportation in the MPO planning area to carry out their roles and responsibilities as described in this general document.

Roles and Responsibilities

This document describes the general processes through which FDOT, the MPOs, and the providers of public transportation in MPO planning areas will cooperatively develop and share information related to transportation performance management.

Email communications will be considered written notice for all portions of this document. Communication with FDOT related to transportation performance management generally will occur through the Administrator for Metropolitan Planning in the Office of Policy Planning. Communications with the MPOAC related to transportation performance management generally will occur through the Executive Director of the MPOAC.

1. Transportation performance data:

- a) FDOT will collect and maintain data, perform calculations of performance metrics and measures, and provide to each MPO the results of the calculations used to develop statewide targets for all applicable federally required performance measures. FDOT also will provide to each MPO the results of calculations for each applicable performance measure for the MPO planning area, and the county or counties included in the MPO planning area.¹² FDOT and the MPOAC agree to use the National Performance Management Research Data Set as the source of travel time data and the defined reporting segments of the Interstate System and non-Interstate National Highway System for the purposes of calculating the travel time-based measures specified in 23 CFR 490.507, 490.607, and 490.707, as applicable.
- b) Each MPO will share with FDOT any locally generated data that pertains to the federally required performance measures, if applicable, such as any supplemental data the MPO uses to develop its own targets for any measure.
- c) Each provider of public transportation is responsible for collecting performance data in the MPO planning area for the transit asset management measures as specified in 49 CFR 625.43 and the public transportation safety measures as specified in the National Public Transportation Safety Plan. The providers of public transportation will provide to FDOT and the appropriate MPO(s) the transit performance data used to support these measures.

2. Selection of performance targets:

FDOT, the MPOs, and providers of public transportation will select their respective performance targets in coordination with one another. Selecting targets generally refers to the processes used to identify, evaluate, and make decisions about potential targets prior to action to formally establish the targets. Coordination will include as many of the following opportunities as deemed appropriate for each measure: in-person meetings, webinars, conferences calls, and email/written communication. Coordination will include timely

¹ When an MPO planning area covers portions of more than one state, as in the case of the Florida-Alabama TPO, FDOT will collect and provide data for the Florida portion of the planning area.

² If any Florida urbanized area becomes nonattainment for the National Ambient Air Quality Standards, FDOT also will provide appropriate data at the urbanized area level for the specific urbanized area that is designated.

sharing of information on proposed targets and opportunities to provide comment prior to establishing final comments for each measure.

The primary forum for coordination between FDOT and the MPOs on selecting performance targets and related policy issues is the regular meetings of the MPOAC. The primary forum for coordination between MPOs and providers of public transportation on selecting transit performance targets is the TIP development process.

Once targets are selected, each agency will take action to formally establish the targets in its area of responsibility.

- a) FDOT will select and establish a statewide target for each applicable federally required performance measure.
 - i. To the maximum extent practicable, FDOT will share proposed statewide targets at the MPOAC meeting scheduled in the calendar quarter prior to the dates required for establishing the target under federal rule. FDOT will work through the MPOAC to provide email communication on the proposed targets to the MPOs not in attendance at this meeting. The MPOAC as a whole, and individual MPOs as appropriate, will provide comments to FDOT on the proposed statewide targets within sixty (60) days of the MPOAC meeting. FDOT will provide an update to the MPOAC at its subsequent meeting on the final proposed targets, how the comments received from the MPOAC and any individual MPOs were considered, and the anticipated date when FDOT will establish final targets.
 - ii. FDOT will provide written notice to the MPOAC and individual MPOs within two (2) business days of when FDOT establishes final targets. This notice will provide the relevant targets and the date FDOT established the targets, which will begin the 180-day time-period during which each MPO must establish the corresponding performance targets for its planning area.
- b) Each MPO will select and establish a target for each applicable federally required performance measure. To the extent practicable, MPOs will propose, seek comment on, and establish their targets through existing processes such as the annual TIP update. For each performance measure, an MPO will have the option of either³:
 - i. Choosing to support the statewide target established by FDOT, and providing documentation (typically in the form of meeting minutes, a letter, a resolution, or incorporation in a document such as the TIP) to FDOT that the MPO agrees to plan and program projects so that they contribute toward the accomplishments of FDOT's statewide targets for that performance measure.
 - ii. Choosing to establish its own target, using a quantifiable methodology for its MPO planning area. If the MPO chooses to establish its own target, the MPO will coordinate with FDOT and, as applicable, providers of public transportation regarding the approach used to develop the target and the proposed target prior to

³ When an MPO planning area covers portions of more than one state, as in the case of the Florida-Alabama TPO, that MPO will be responsible for coordinating with each state DOT in setting and reporting targets and associated data.

establishment of a final target. The MPO will provide FDOT and, as applicable, providers of public transportation, documentation (typically in the form of meeting minutes, a letter, a resolution, or incorporation in a document such as the TIP) that includes the final targets and the date when the targets were established .

- c) The providers of public transportation in MPO planning areas will select and establish performance targets annually to meet the federal performance management requirements for transit asset management and transit safety under 49 U.S.C. 5326(c) and 49 U.S.C. 5329(d).
 - i. The Tier I providers of public transportation will establish performance targets to meet the federal performance management requirements for transit asset management. Each Tier I provider will provide written notice to the appropriate MPO and FDOT when it establishes targets. This notice will provide the final targets and the date when the targets were established, which will begin the 180-day period within which the MPO must establish its transit-related performance targets. MPOs may choose to update their targets when the Tier I provider(s) updates theirs, or when the MPO amends its long-range transportation plan by extending the horizon year in accordance with 23 CFR 450.324(c).
 - ii. FDOT is the sponsor of a Group Transit Asset Management plan for subrecipients of Section 5311 and 5310 grant funds. The Tier II providers of public transportation may choose to participate in FDOT's group plan or to establish their own targets. FDOT will notify MPOs and those participating Tier II providers following of establishment of transit-related targets. Each Tier II provider will provide written notice to the appropriate MPO and FDOT when it establishes targets. This notice will provide the final targets and the date the final targets were established, which will begin the 180-day period within which the MPO must establish its transit-related performance targets. MPOs may choose to update their targets when the Tier II provider(s) updates theirs, or when the MPO amends its long-range transportation plan by extending the horizon year in accordance with 23 CFR 450.324(c).
 - iii. FDOT will draft and certify a Public Transportation Agency Safety Plan for any small public transportation providers (defined as those who are recipients or subrecipients of federal financial assistance under 49 U.S.C. 5307, have one hundred (100) or fewer vehicles in peak revenue service, and do not operate a rail fixed guideway public transportation system). FDOT will coordinate with small public transportation providers on selecting statewide public transportation safety performance targets, with the exception of any small operator that notifies FDOT that it will draft its own plan.
 - iv. All other public transportation service providers that receive funding under 49 U.S. Code Chapter 53 (excluding sole recipients of sections 5310 and/or 5311 funds) will provide written notice to the appropriate MPO and FDOT when they establish public transportation safety performance targets. This notice will provide the final targets and the date the final targets were established, which will begin the 180-day period within which the MPO must establish its transit safety

performance targets. MPOs may choose to update their targets when the provider(s) updates theirs, or when the MPO amends its long-range transportation plan by extending the horizon year in accordance with 23 CFR 450.324(c).

- v. If the MPO chooses to support the asset management and safety targets established by the provider of public transportation, the MPO will provide to FDOT and the provider of public transportation documentation that the MPO agrees to plan and program MPO projects so that they contribute toward achievement of the statewide or public transportation provider targets. If the MPO chooses to establish its own targets, the MPO will develop the target in coordination with FDOT and the providers of public transportation. The MPO will provide FDOT and the providers of public transportation documentation (typically in the form of meeting minutes, a letter, a resolution, or incorporation in a document such as the TIP) that includes the final targets and the date the final targets were established. In cases where two or more providers operate in an MPO planning area and establish different targets for a given measure, the MPO has the options of coordinating with the providers to establish a single target for the MPO planning area, or establishing a set of targets for the MPO planning area.

3. Reporting performance targets:

- a) Reporting targets generally refers to the process used to report targets, progress achieved in meeting targets, and the linkage between targets and decision making processes FDOT will report its final statewide performance targets to the Federal Highway Administration (FHWA) and the Federal Transit Administration (FTA) as mandated by the federal requirements.
 - i. FDOT will include in future updates or amendments of the statewide long-range transportation plan a description of all applicable performance measures and targets and a system performance report, including progress achieved in meeting the performance targets, in accordance with 23 CFR 450.216(f).
 - ii. FDOT will include in future updates or amendments of the statewide transportation improvement program a discussion of the anticipated effect of the program toward achieving the state's performance targets, linking investment priorities to those performance targets, in accordance with 23 CFR 450.218 (q).
 - iii. FDOT will report targets and performance data for each applicable highway performance measure to FHWA, in accordance with the reporting timelines and requirements established by 23 CFR 490; and for each applicable public transit measure to FTA, in accordance with the reporting timelines and requirements established by 49 CFR 625 and 40 CFR 673.
- b) Each MPO will report its final performance targets as mandated by federal requirements to FDOT. To the extent practicable, MPOs will report final targets through the TIP update or other existing documents.
 - i. Each MPO will include in future updates or amendments of its metropolitan long-range transportation plan a description of all applicable performance measures

and targets and a system performance report, including progress achieved by the MPO in meeting the performance targets, in accordance with 23 CFR 450.324(f)(3-4).

- ii. Each MPO will include in future updates or amendments of its TIP a discussion of the anticipated effect of the TIP toward achieving the applicable performance targets, linking investment priorities to those performance targets, in accordance with 23 CFR 450.326(d).
 - iii. Each MPO will report target-related status information to FDOT upon request to support FDOT's reporting requirements to FHWA.
- c) Providers of public transportation in MPO planning areas will report all established transit asset management targets to the FTA National Transit Database (NTD) consistent with FTA's deadlines based upon the provider's fiscal year and in accordance with 49 CFR Parts 625 and 630, and 49 CFR Part 673.
4. Reporting performance to be used in tracking progress toward attainment of performance targets for the MPO planning area:
- a) FDOT will report to FHWA or FTA as designated, and share with each MPO and provider of public transportation, transportation performance for the state showing the progress being made towards attainment of each target established by FDOT, in a format to be mutually agreed upon by FDOT and the MPOAC.
 - b) If an MPO establishes its own targets, the MPO will report to FDOT on an annual basis transportation performance for the MPO area showing the progress being made towards attainment of each target established by the MPO, in a format to be mutually agreed upon by FDOT and the MPOAC. To the extent practicable, MPOs will report progress through existing processes including, but not limited to, the annual TIP update.
 - c) Each provider of public transportation will report transit performance annually to the MPO(s) covering the provider's service area, showing the progress made toward attainment of each target established by the provider.
5. Collection of data for the State asset management plans for the National Highway System (NHS):
- a) FDOT will be responsible for collecting bridge and pavement condition data for the State asset management plan for the NHS. This includes NHS roads that are not on the State highway system but instead are under the ownership of local jurisdictions, if such roads exist.

For more information, contact:

Mark Reichert, Administrator for Metropolitan Planning, Office of Policy Planning, Florida Department of Transportation, 850-414-4901, mark.reichert@dot.state.fl.us

Carl Mikyska, Executive Director, MPOAC, 850-414-4062, carl.mikyska@mpoac.org