



**HERNANDO/CITRUS METROPOLITAN PLANNING ORGANIZATION (MPO)
TECHNICAL ADVISORY COMMITTEE (TAC) AGENDA
Wednesday, May 25, 2022 at 10:00 a.m.**

MEETING LOCATION:

Hernando County Building Training Facility, 1661 Blaise Drive, Brooksville, FL

AGENDA

A CALL TO ORDER

1. Moment of Silence
2. Pledge of Allegiance
3. Introduction of Committee Members and Staff
4. Declaration of Quorum

**B APPROVAL/MODIFICATION OF AGENDA
(Limited to Board and Staff comment only)**

C REVIEW/APPROVAL OF MINUTES –3/23/2022

D CORRESPONDENCE/INFORMATIONAL ITEMS

1. Media Release from 5/5/22 MPO Meeting
2. Florida Turnpike Enterprise – Presentation N. Florida Turnpike
3. Benesch and Associates, Inc. – Presentation Complete Streets

E ACTION ITEMS

1. MPO List of Priority Projects (LOPP)
2. FY 2023-FY 2027 Transportation Improvement Program (TIP) Review

F CITIZEN COMMENTS

G MEMBER/STAFF COMMENTS

H ADJOURNMENT AND NEXT MEETING – The next regular meeting of the TECHNICAL ADVISORY COMMITTEE (TAC) will be held on Wednesday, June 22, 2022, at 10:00 a.m. At Lecanto Government Center, 3600 W Sovereign Path, Room 166, Lecanto, FL

The meeting agenda and back-up materials are available online at:

www.hernandocounty.us/hernandocitrusmpo.

C REVIEW OF MINUTES

The minutes from the Wednesday, March 23, 2022 TAC Meeting are attached for review and approval.

Attachment: Meeting Minutes from Wednesday, March 23, 2022

HERNANDO/CITRUS METROPOLITAN PLANNING ORGANIZATION TECHNICAL ADVISORY COMMITTEE (TAC)

Meeting Minutes – March 23, 2022

The Hernando/Citrus Metropolitan Planning Organization (MPO) Technical Advisory Committee (TAC) held a regular meeting on Wednesday, March 23, 2022, at the Hernando County Building Division Training Room, 1661 Blaise Drive, Brooksville, FL. The meeting was advertised in the Hernando Sun Times and the Citrus Chronicle, and the agenda was available online at: www.hernandocountyus.com/hernandocitrusmpo.com.

MEMBERS PRESENT:

Walt Eastmond, Citrus County Engineering
Scott Herring, Hernando County Public Works
Joanne Granger, Citrus County Transit
Greg Rice, City of Inverness Community Development
Chris Mundell, Hernando County School District
Jannina Elkin, Hernando County Public Transportation, TheBus
Mike Sherman, Citrus County Growth Management

OTHERS IN ATTENDANCE:

Carlene Riecss, Transportation Planner III
Cayce Dagenhart, Transportation Planner II
Robert Esposito, Executive Director
Siaosi Fine, Florida Turnpike Enterprise
Suzanne Monk, FDOT Liaison

A. CALL TO ORDER

- Chairman Scott Herring called the meeting to order at 10:01 a.m.
- Introductions were made.
- Proofs of publication of the Notice of Public meeting were entered into the record by Ms. Riecss.
- A quorum was declared.

B. APPROVAL/MODIFICATION OF AGENDA

Motion: Mr. Walt Eastmond motioned to approve the agenda as presented. Ms. Jannina Elkin seconded the motion. The motion passed unanimously.

C. REVIEW/APPROVAL OF MINUTES – 2/23/21

Motion: Mr. Walt Eastmond made a motion to approve the minutes as presented. Mr. Greg Rice seconded, and the motion passed unanimously.

D. CORRESPONDENCE/INFORMATIONAL ITEMS

1. Media Release

Ms. Riecss introduced the new Hernando/Citrus MPO Executive Director Bob Esposito. Mr. Esposito invited the committee members to give him a call if they had any questions or concerns.

2. Lists of Priority Projects

On an annual basis, the MPO is required to update the List of Priority Projects (LOPPs) for submittal to the FDOT for programming consideration.

Attached are the current LOPPs which include Transportation Alternative Projects, and Major Improvement/Congestion Management Projects for review.

Discussion regarding potential project additions and/or ranking changes would be appropriate. No action is required.

Mr. Walt Eastmond requested consideration of 2 new projects on the major project list. He stated that Citrus County is anticipating new development in this area:

- Rock Crusher from CR 490 to SR 44 and
- Venable/Crystal Oaks from US 19 to SR 44.

E. ACTION ITEMS

1. FY 2022 – FY 2026 Transportation Improvement Planning Program Amendment

To facilitate the MPOs request to unencumber \$383,740 in funding from the FY 2021/2022 UPWP, an amendment to the associated Transportation Improvement Program (TIP) must also be reviewed by the TAC and approved by the MPO.

Tables 55 and 57 have been amended to reduce the funding by \$383,740 in FY 2022. Excerpt below, the full document has been posted to the MPO website.

It is recommended the TAC review the attached TIP amendment and recommend the MPO approve at their April 7, 2022, meeting.

Mr. Herring opened the item to the public. There was no public.

Motion: Mr. Walt Eastmond made a motion to recommend that the MPO Board approve the amendment to the FY 2022 – FY 2026 TIP as presented. Ms. Janinna Elkin seconded, and the motion carried unanimously.

2. FY 2021 – FY 2022 Unified Planning Work Program Amendment, and Amended Funding Agreement

At the MPO's March 3, 2022, meeting, the Board authorized staff to submit a request to FDOT to unencumber funds from the FY 2021/2022 UPWP for use in year one of the new FY 2023/2024 UPWP. In order to facilitate the request, the FY 2021-2022 UPWP must be amended to remove the work products associated with the \$383,740 which were not completed in FY 2022.

The following tasks and associated funding are proposed to be removed from the current UPWP.

Task 2.1: Data Collection

- Traffic Counts for Hernando and Citrus County

Task 3.5: Transportation Improvement Program

- Develop a dynamic Geographic Information System (GIS) LRTP/TIP Interface for MPO maps

Task 3.6:

- Conduct a resiliency Study for the MPO area
- Conduct an Automated, Connected, Electric Shared (ACES) study for the MPO area

Task 5 – Public Participation

- Assist in the development of a GIS LRTP/TIP Interface for MPO Maps
- Engage the BPAC, TAC and CAC with transportation surveys, and transit specific surveys

The projects above will be proposed for inclusion into the FY 2023-2024 UPWP once the funding has been de-obligated. Tasks in the FY 2021-FY 2022 UPWP have been adjusted reflecting the amount of money being removed from each task.

It is recommended the TAC review and recommend MPO approval of the amendment to the FY 2021- FY 2022 Unified Planning Work Program (UPWP) reflecting the unencumbering of \$383,740 funding from year 2.

Mr. Herring asked for public comment. There was none.

Motion: Mr. Walt Eastmond made a motion to recommend the MPO Board to approve the amendment to the FY 2021 – FY 2022 UPWP and amended funding agreement as presented. Ms. Janinna Elkin seconded. The motion carried unanimously.

3. FY 2023 – FY 2024 Draft Unified Planning Work Program

Pursuant to the review requirements, a draft UPWP for FY 2023-FY 2024 was submitted to the FDOT on March 15, 2022. Review comments provided from FDOT, and FHWA/FTA, will be addressed and incorporated into the final document presented to the MPO in May, along with MPO input and public comments as appropriate.

A full version of the draft can be found on our website. Attached to the packet are the tasks and budget tables associated with the tasks, the full version of the draft can be found on our website, and we will have several full versions at the meetings for review. As required by the Federal Highway Administration (FHWA), the UPWP document is created every two years.

The UPWP budget defines the work tasks of the MPO's annual transportation planning effort with the proposed budget costs and funding sources. The total budget for FY 2023 from FHWA, CTD, and FTA funds allocated is \$865,745. The budget for FY 24 is estimated and will be amended upon receipt of apportionment notice amount. At the MPO's March 3, 2022, meeting, the Board authorized staff to request to unencumber funding from our current FY 2021/2022 UPWP (subject of a separate action on this agenda). Once the funding has been de-obligated, we will be able to incorporate it into FY 2023 of this UPWP. It is important to note the draft presented does not include any work associated with the unencumbered funding of \$383,740.

It is recommended the TAC review and provide comments on the draft UPWP for consideration by the MPO Board.

Motion: Ms. Janinna Elkin made a motion to recommend that the MPO Board approve the Draft FY 2023 – FY 2024 UPWP as presented. Ms. Joanne Granger seconded. The motion carried unanimously.

F. PUBLIC COMMENT

There was no public comment.

G. COMMITTEE/STAFF COMMENTS

H. ADJOURNMENT AND NEXT MEETING – the meeting was adjourned at 10:25 a.m.

The next regular meeting of the **TECHNICAL ADVISORY COMMITTEE (TAC)** will be tentatively held on **Wednesday, April 27, 2022, at 10:00 a.m. at the Lecanto Government Building 3600 W. Sovereign Path, Room 166 Lecanto, Florida 34461**

The meeting agenda and back-up materials are available online at:

www.hernandocounty.us/hernandocitrusmpo.

D CORRESPONDENCE/INFORMATION ITEMS

1. MPO Meeting Update – May 5, 2022

The meeting summary from the MPO’s May 5, 2022, meeting is provided as an informational item. No action is required.

Attachments: 5-5-22 Media Release

2. Florida Turnpike Enterprise (FTE) – Presentation

FTE Staff will be making a presentation to the TAC regarding the Northern Extension of the Florida Turnpike.

This is a presentation, no action is required by the TAC.

Attachments: FTE Presentation

3. Benesch and Associates – Complete Streets Presentation

The MPO contracted with Benesch and Associates, Inc to perform a Scope of Services for the Complete Streets Policy and Implementation plan. The project is focusing on development of a Complete Streets Implementation Plan for the MPO, and its local agency partners based on the Implementation Strategies identified in the Phase I document.

The project is nearing completion and the consultant will be providing the TAC with an update prior to finalization.

This is a presentation, no action is required by the TAC.



MEDIA RELEASE

Hernando/Citrus Metropolitan Planning Organization (MPO) Meeting Summary – May 5, 2022

City of Brooksville
Council Chambers, 201 Howell Avenue
Brooksville, FL 34601

- The MPO Board appointed John Allocco to serve as Acting MPO Chairman in the absence of the Chairman and Vice-Chairman.
- Florida Department of Transportation (FDOT) District 7 Secretary, David Gwynn, advised the Board that contractors were on board to complete the US 19 project in Citrus County and progress should be apparent in the near future. He mentioned that FDOT is currently involved in many projects in the MPO area. The MPO Board expressed gratitude to FDOT for their assistance with roadway projects in Hernando and Citrus. Secretary Gwynn noted that project costs are increasing, and there are delays obtaining materials.
- The MPO Board authorized preparation of a Resolution ranking the 4-laning of Pasco/Hernando County Line Road to #2 on the MPO List of Priority Projects.
- The Annual Joint Certification between the Florida Department of Transportation and the Metropolitan Planning Organization was approved by the Board. The MPO is required to comply with a multitude of regulations and the joint review and evaluation serves to recommend that the Metropolitan Planning Process for the Hernando/Citrus MPO be certified.
- The MPO approved their FY 2023-FY 2024 Unified Planning Work (UPWP) program budget. Studies, program management, equipment, staffing and support services are among the items included in the budget. An associated Consolidated Planning Grant in the amount of \$1,808,936 was approved, this grant provides substantial funding of the FY 2023-FY 2024 UPWP. The UPWP and associated documentation will be submitted to the FDOT for final approval. The budget would be in effect from 7/1/2022-6/30/2024.

- The MPO Board is the designated planning agency for the Transportation Disadvantaged (TD) program for Hernando and Citrus Counties. The Board authorized staff to submit FY 2022/2023 grant applications to the Commission for the Transportation Disadvantaged for administration of the TD program. Hernando County's grant allocation is \$23,987, and Citrus is \$23,088.
- MPO staff advised the Board that the Florida Turnpike Enterprise (FTE) would be making a presentation regarding the Northern Turnpike Extension at the June 2, 2022, MPO meeting.

The next MPO meeting is scheduled for:

Thursday June 2, 2022, at 1:30 pm in the City of Brooksville Council Chambers at 201 Howell Avenue, Brooksville, FL 34601

Please Contact the Hernando/Citrus MPO at (352) 754-4082 for more information

#

NORTHERN TURNPIKE EXTENSION



Hernando/Citrus MPO

**Citizens Advisory Committee & Technical Advisory Committee, May 25, 2022
Board, June 2, 2022**

Financial Project Identification (FPID) Number: 449743-2

Efficient Transportation Decision Making (ETDM) Number: 14480

William Burke, PLA, Project Manager (HDR)

Jennifer Stults, AICP, Florida's Turnpike



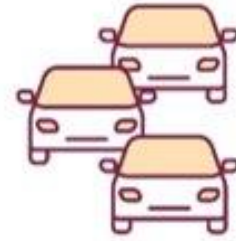
AGENDA

- Project Goals
- Process
- Project Schedule
- Opportunities for Public Input
- Preliminary Alternative Corridors
- Environmental Considerations

PROJECT GOALS



**ENHANCE
REGIONAL
CONNECTIVITY**



**ADDRESS REGIONAL
CONGESTION
AND SAFETY**

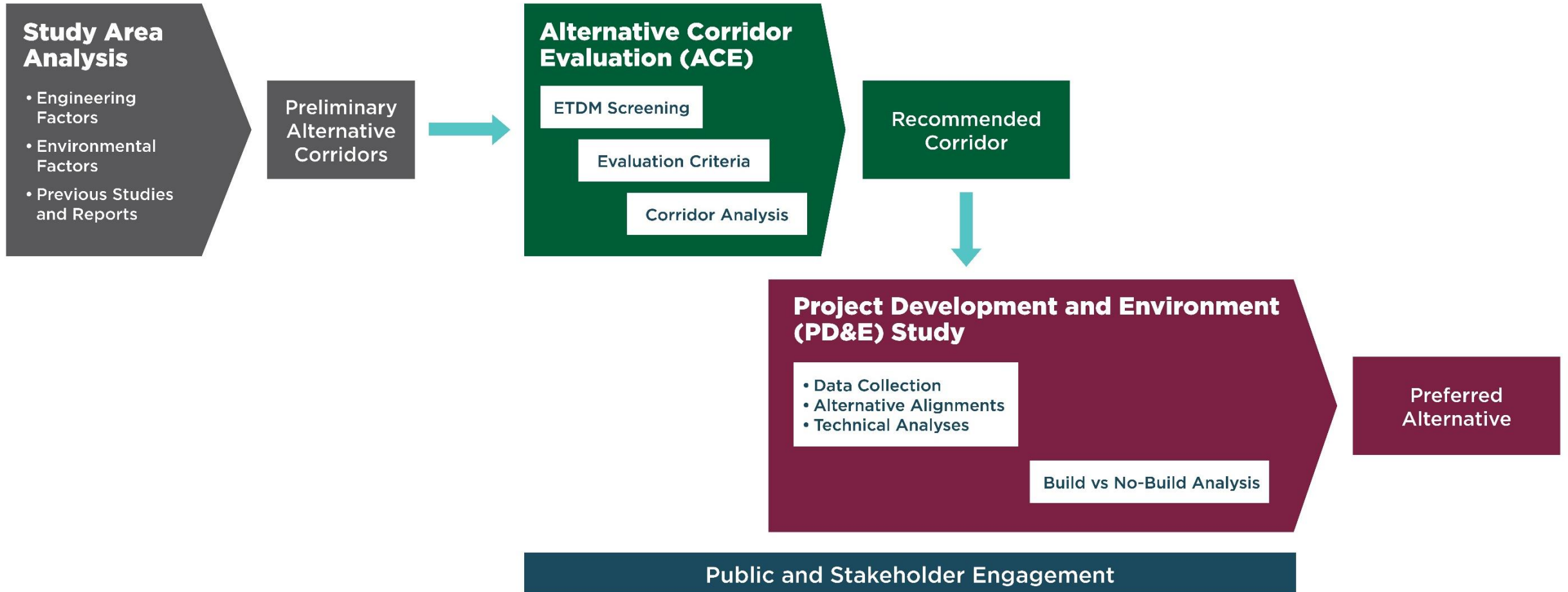


**ACCOMMODATE
INCREASED TRAVEL
DEMAND**



**IMPROVE
HURRICANE
EVACUATION**

PROJECT APPROACH – *How we Plan*



PROJECT DEVELOPMENT PROCESS

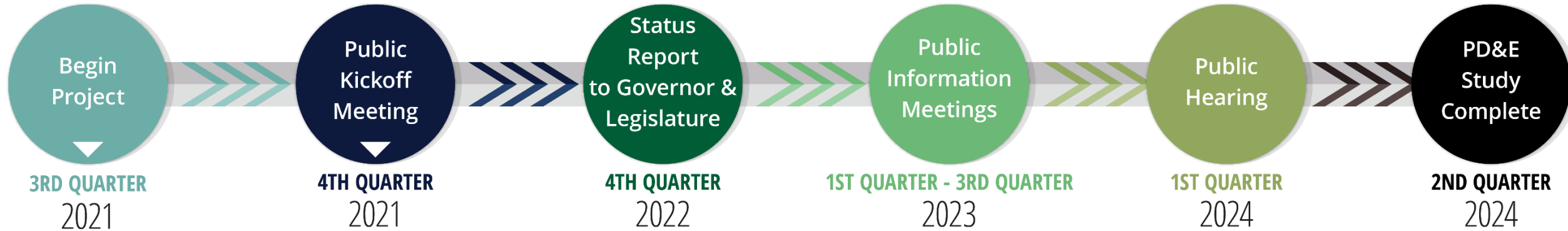
WE ARE HERE



- Efficient Transportation Decision Making (ETDM) Screening
- Public Kickoff Meeting
- Alternative Corridor Evaluation (ACE)
 - Existing Conditions
 - Preliminary Future Traffic
 - Corridor Analysis
 - Documentation
- Recommend Alternative Corridor for detailed PD&E evaluation

FPID Number: 449743-2
ETDM Number: 14480

PROJECT SCHEDULE



This schedule is preliminary and subject to change.

FPID Number: 449743-2
ETDM Number: 14480



www.floridasturnpike.com/NTE

Hernando/Citrus County MPO
May 25, 2022 and June 2, 2022







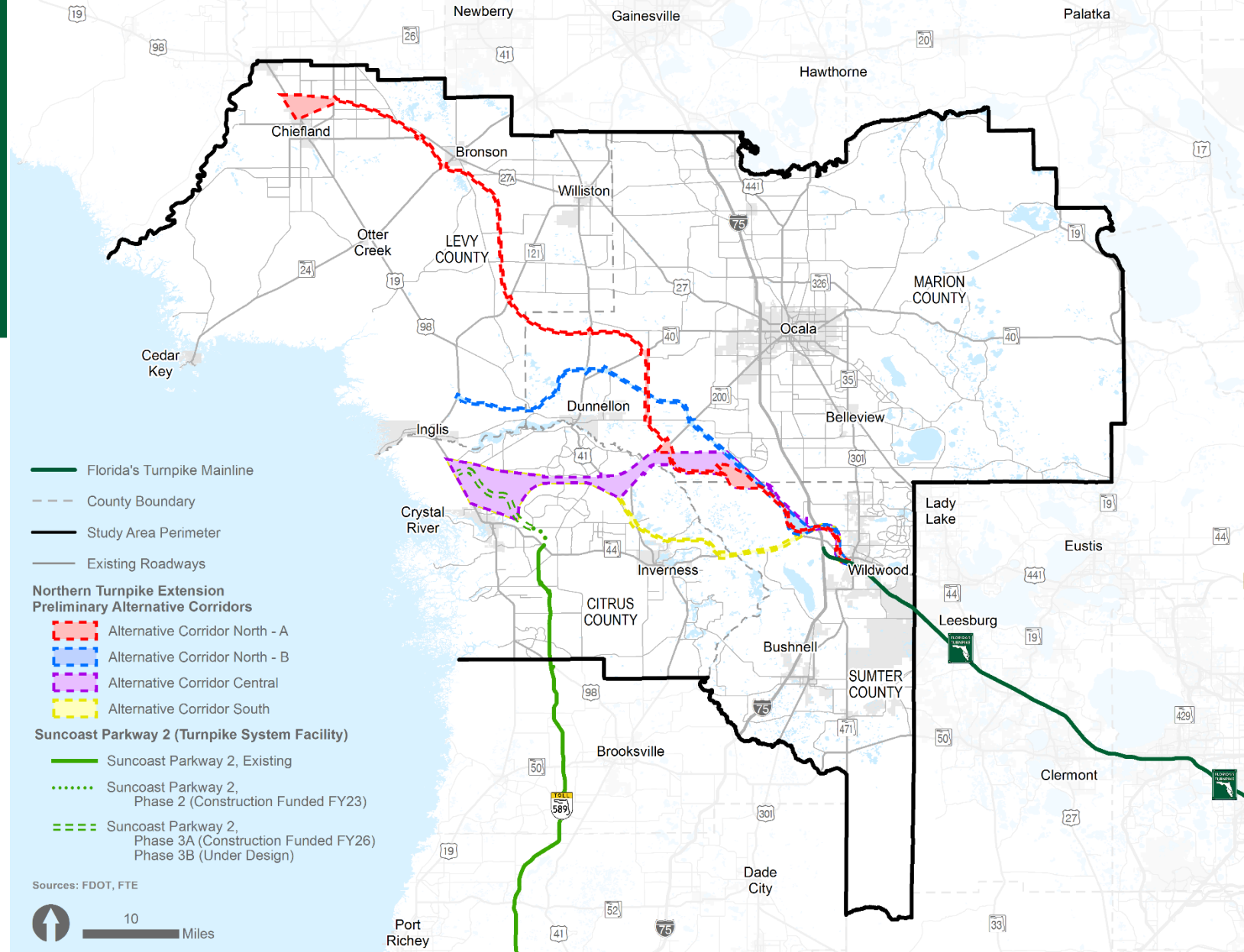
PUBLIC OUTREACH

- Small group meetings with local government and community organizations
- Public information meetings are tentatively scheduled for the first half of 2023
- Public Hearing scheduled for first quarter of 2024







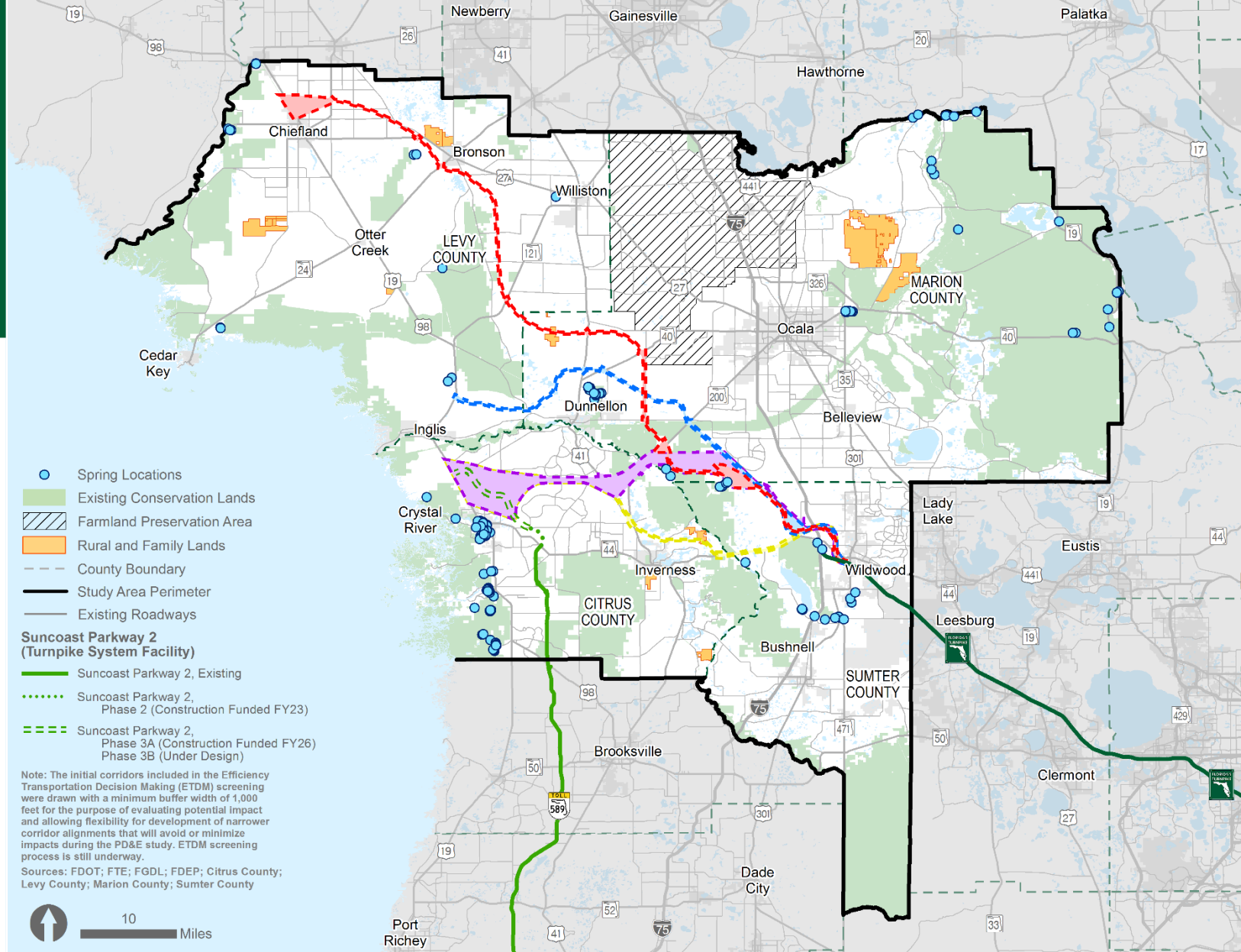
PRELIMINARY ALTERNATIVE CORRIDORS

-  Alternative Corridor North A
-  Alternative Corridor North B
-  Alternative Corridor Central
-  Alternative Corridor South







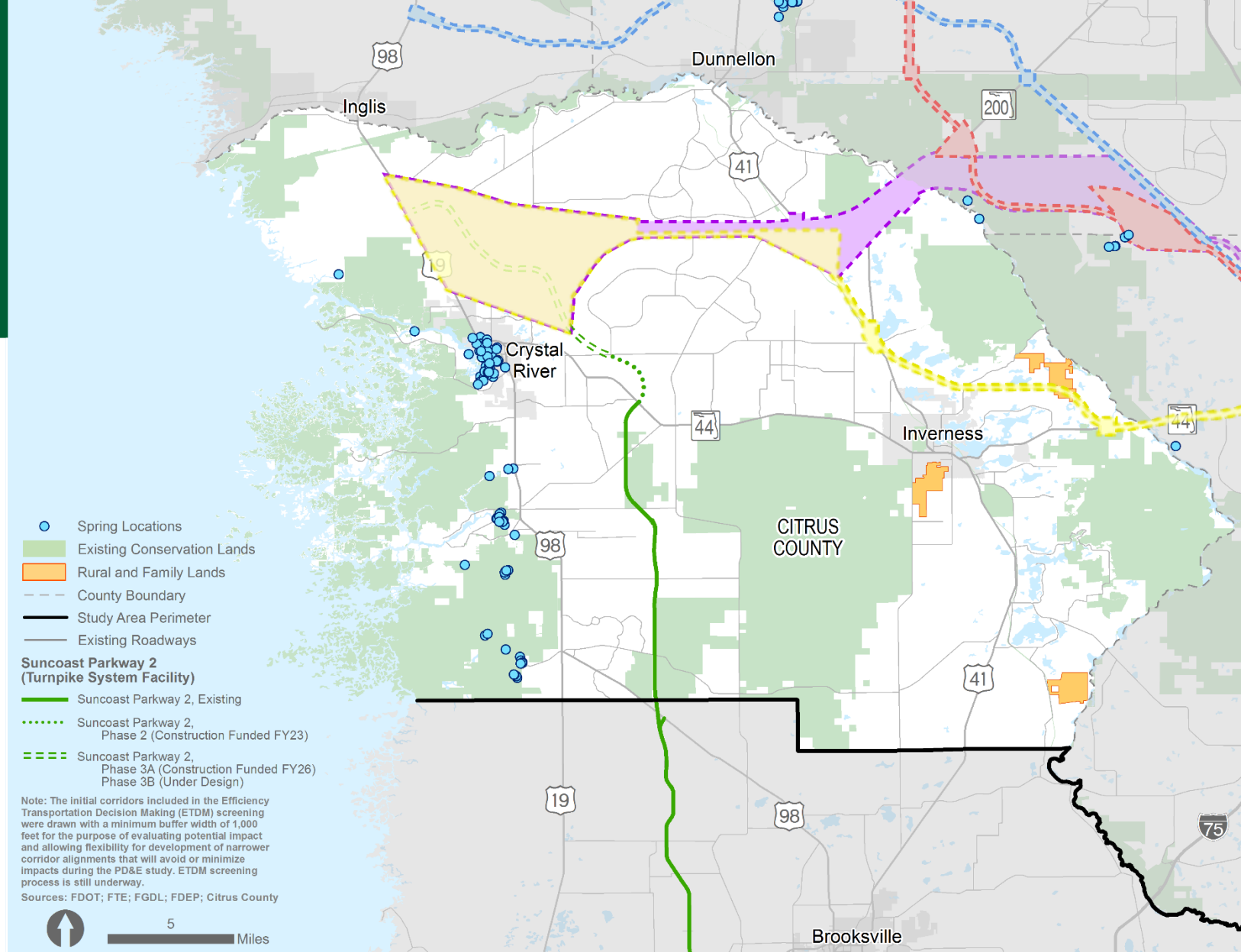
PRELIMINARY ALTERNATIVE CORRIDORS

-  Alternative Corridor North A
-  Alternative Corridor North B
-  Alternative Corridor Central
-  Alternative Corridor South



PRELIMINARY ALTERNATIVE CORRIDORS IN CITRUS COUNTY

-  Alternative Corridor North A
-  Alternative Corridor North B
-  Alternative Corridor Central
-  Alternative Corridor South



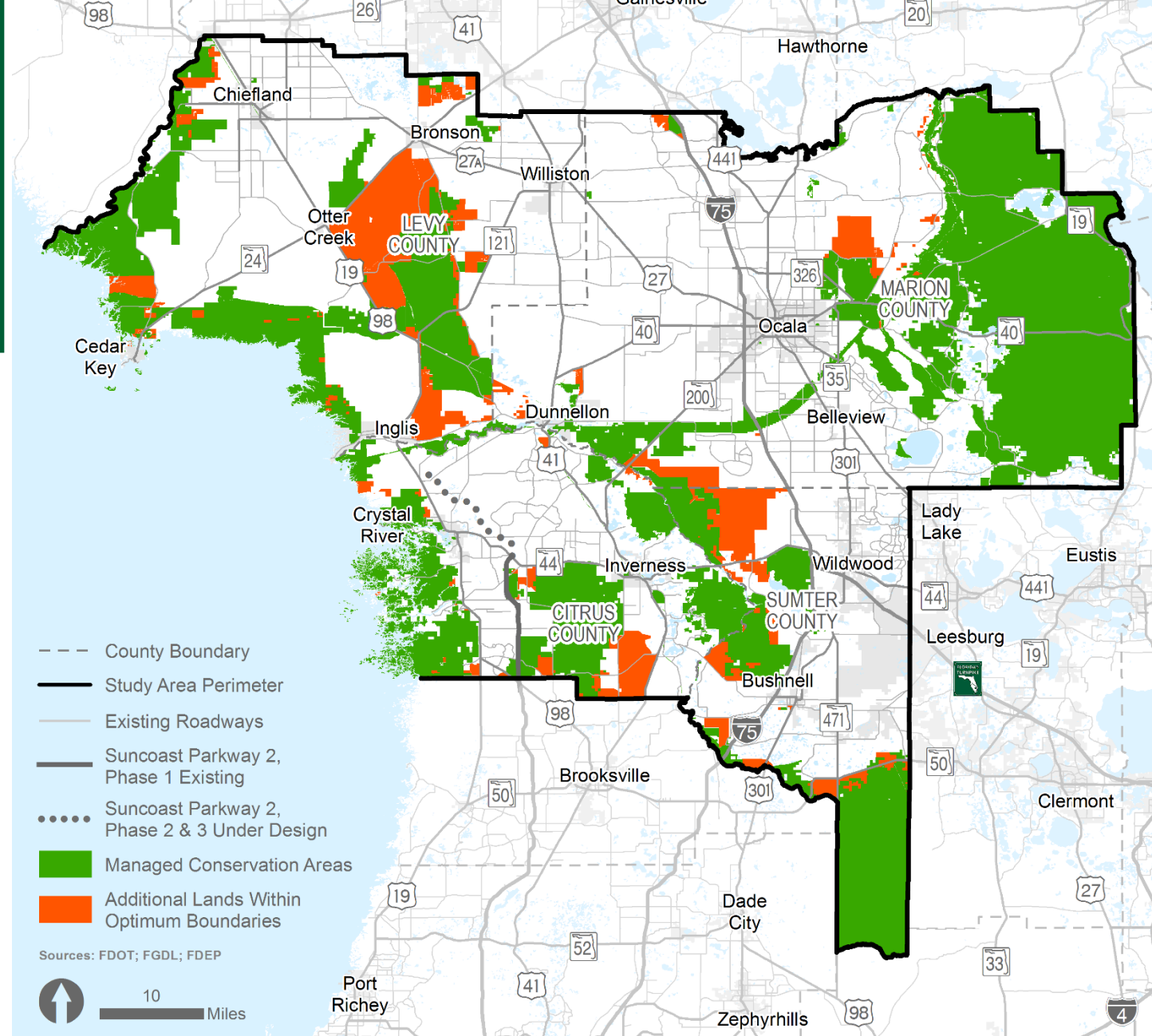
ENVIRONMENT – Conservation Lands

40%

of the study area is conservation lands

500k Acres

Targeted land for conservation or protection



ENVIRONMENT – *Potential Enhancements*



Improved Water Flow

*Bridging Example

Connecting/ Expanding Conservation Lands



Additional Wildlife Crossings & Design Elements

Connecting/ Expanding Wildlife Corridors



CONTACT INFORMATION

For additional information, or to make comments, visit the project website at www.floridasturnpike.com/NTE

William Burke, PLA

Project Manager for Florida's
Turnpike Enterprise (HDR)

407-264-3142

william.burke@dot.state.fl.us

Para información en español, por favor contacte:

Henry Pinzon, P.E.

Turnpike Environmental
Management Engineer

407-264-3802

henry.pinzon@dot.state.fl.us

FPID Number: 449743-2
ETDM Number: 14480



www.floridasturnpike.com/NTE

Hernando/Citrus County MPO
May 25, 2022 and June 2, 2022



NORTHERN TURNPIKE EXTENSION



Thank You



E ACTION ITEMS

1. Transportation Improvement Program (TIP) FY 2023-2027

The TIP contains the funded FDOT Five-Year Work Program and the local jurisdiction Transportation Work Programs. The TIP implements the projects contained in the 2045 Long Range Transportation Plan (LRTP). Projects are required to be shown in the TIP for inclusion into the State Transportation Improvement Program (STIP) and subsequent funding through joint participation agreements.

A draft TIP was submitted to the FDOT on May 13, 2022. The FDOT has a prescribed timeframe to review the draft and provide comments to staff. The comments will be addressed in the FY 2023-FY 2027 TIP prior to MPO approval. A 30 day public comment period was opened on May 16, 2022. Additionally, the draft TIP has been posted to the MPO website.

The draft TIP will be reviewed by the MPO Board on June 2, 2022, and final action scheduled for July 7, 2022.

STAFF RECOMMENDATION:

It is recommended the TAC review the draft TIP and provide any comments for consideration.

Attachments: Draft FY 2023-FY 2027 TIP

DRAFT



HERNANDO/CITRUS METROPOLITAN PLANNING ORGANIZATION (MPO) MEMBERS

Hernando County

Commissioner Elizabeth Narverud, Chairman
Commissioner John Allocco
Commissioner Steve Champion
Commissioner Jeff Holcomb
Commissioner Wayne Dukes, Alternate

Citrus County

Commissioner Ruthie Davis Schlabach, Vice Chairman
Commissioner Jeff Kinnard,
Commissioner Scott Carnahan, Alternate
Commissioner Holly Davis, Alternate

City of Brooksville

Vice-Mayor Blake Bell

City of Crystal River

Council Member Pat Fitzpatrick
Mayor Joe Meek, Alternate

City of Inverness

Council Member Cabot McBride
Council Member Jacquie Hepfer, Alternate

Florida Department of Transportation, Nonvoting Advisor

David Gwynn P.E., Secretary, District 7

TABLE OF CONTENTS

Hernando/Citrus Metropolitan Planning Organization (MPO) Membersiii

Table of Contents v

Tables..... vii

MPO Endorsement for adopting the TIP xv

Introduction..... 1

Amendments/Modifications..... 1

Purpose Statement..... 1

Financial Plan 1

Project Selection Process..... 2

 Consistency with the 2045 LRTP and MPO Area Plans 2

 Project Prioritization by the MPO 3

 Local Government Project Review..... 3

 FDOT Tentative 5-Year Work Program Public Hearing..... 3

 Project Priority Statement 3

 Performance Management – Appendix B 4

FY 2022/2023 List of Priority Projects..... 5

 Major Project..... 5

Transportation Alternative Projects..... 6

 Fiscal Summary of TIP Project for 2022/2023 – 2026/20277

 FDOT Five Year Work Program FY FY2023-2027Project on the Strategic Intermodal System (SIS) 7

 Non- SIS Project..... 7

Disclaimer 8

Annual Listing of Obligated Project – Appendix F..... 8

Public Engagement for Development of the 2022/2023 – 2026/2027 TIP 8

FDOT/MPO Certifications 8

Congestion Management 8

Local Capital Improvement Programs (CIP) 9

Transit..... 9

Transportation Disadvantaged Services..... 9

Glossary 11

Appendix A: TIP/STIP amendments 23

Appendix B: Performance Measures 25

Appendix C: FY2022 – FY 2023 List of Priority Projects 53

Appendix D: TIP Fiscal Summary 59

Appendix E: Five Year Funded Projects 63

 FDOT Five Year Work Program FY FY2023-2027..... 63

 Highways 63

 Turnpike 84

 Transportation 88

 Maintenance..... 90

 FLP Aviation 93

 FLP Transit..... 101

Appendix F: FDOT Annual Listing of Obligated Projects 2021 107

Highway	107
Miscellaneous	123
Planning.....	126
Appendix G: Local Agency Capital Improvement Programs	129
Hernando County Capital Improvement Program FY 2023-2027.....	129
Citrus County Capital Improvement Program FY 2023-2027	137
City of Crystal River Capital Improvements Program FY 2022-2026.....	139
Appendix H: Transit Needs	141
Hernando County Transit System CIP.....	141
Citrus County Transit CIP	141
Appendix I: Transportation Disadvantaged Five Year Work Programs	145
Appendix J: FDOT Review Comments for the Draft TIP FY 2023-2027.....	147

TABLES

Table 1: Major Improvement & Congestion Management Projects Scheduled for Production in Hernando and Citrus Counties by FPN (2023-2027).....5

Table 2: Transportation Alternative Projects initiated or scheduled for a production phase by FPN6

Table 3: Hernando/Citrus MPO Major Improvement and Congestion Management Program List of Priority Projects..... 53

Table 4: List of Priority Projects (LOPP) Transportation Alternative (TA) Projects FY 2021/2022 by Prioritized Rank 55

Table 5: Five-Year TIP Fund Summary for District 7 by Fund Code 59

Table 6: Fiscal Constraint Total Project Costs and Revenue by year, Hernando Citrus MPO Area 61

Table 7: Item Number: 257165 3 Project Detail by Phase, Fund Code and Fiscal Year (2023 – 2027)..... 63

Table 8: Item 257165 3 Phase Totals by Fiscal Year (2023 – 2027) 64

Table 9: Item Number: 257165 4 Project Detail by Phase, Fund Code and Fiscal Year (2023 – 2027)..... 64

Table 10: Item 257165 4 Phase Totals by Fiscal Year (2023 – 2027) 64

Table 11: Item 257165 5 Project Detail by Phase, Fund Code and Fiscal Year (2023 – 2027)..... 65

Table 12: Item 432582 1 Project Detail by Phase, Fund Code and Fiscal Year 2023 – 2027 65

Table 13: Item 432582 1 Phase Totals by Fiscal Year (2023 – 2027)..... 66

Table 14: Item 437515 1 Project Detail by Phase, Fund Code and Fiscal Year 2023 – 2027..... 66

Table 15: Item 437515 1 Phase Totals by Fiscal Year (2023 – 2027)..... 66

Table 16: Item 440250 1 Project Detail by Phase, Fund Code and Fiscal Year 2023 – 2027..... 67

Table 17: Item 440250 1 Phase Totals by Fiscal Year (2023 – 2027)..... 67

Table 18: Item 441095 1 Project Detail by Phase, Fund Code and Fiscal Year 2023 – 2027..... 68

Table 19: Item 441105 1 Project Detail by Phase, Fund Code and Fiscal Year 2023 – 2027..... 68

Table 20: Item 443411 1 Project Detail by Phase, Fund Code and Fiscal Year 2023 – 2027..... 69

Table 21: Item 443981 1 Project Detail by Phase, Fund Code and Fiscal Year (2023 – 2027) 69

Table 22: Item 443981 1 Phase Totals by Fiscal Year (2023 – 2027)..... 70

Table 23: Item 445661 1 Project Detail by Phase, Fund Code and Fiscal Year (2023 – 2027) 70

Table 24: Item 448040 1 Project Detail by Phase, Fund Code and Fiscal Year (2023 – 2027) 71

Table 25: Item 448040 1 Phase Totals by Fiscal Year (2023 – 2027)..... 71

Table 26: Item 448040 1 Project Detail by Phase, Fund Code and Fiscal Year (2023 – 2027) 72

Table 27:	Item 448501 1 Project Detail by Phase, Fund Code and Fiscal Year (2023 – 2027).....	72	Table 40:	Item 441103 1 Project Detail by Phase, Fund Code and Fiscal Year (2023 – 2027)	78
Table 28:	Item 448502 1 Project Detail by Phase, Fund Code and Fiscal Year (2023 – 2027).....	73	Table 41:	Item 441107 1 Project Detail by Phase, Fund Code and Fiscal Year (2023 – 2027)	78
Table 29:	Item 449062 1 1 Project Detail by Phase, Fund Code and Fiscal Year (2023 – 2027)	73	Table 42:	Item 443805 1 Project Detail by Phase, Fund Code and Fiscal Year (2023 – 2027)	79
Table 30:	Item 416732 4 Project Detail by Phase, Fund Code and Fiscal Year (2023 – 2027).....	74	Table 43:	Item 443805 1 Phase Totals by Fiscal Year (2023 – 2027).....	79
Table 31:	Item 416732 4 Phase Totals by Fiscal Year (2023 – 2027)	75	Table 44:	Item 447237 1 Project Detail by Phase, Fund Code and Fiscal Year (2023 – 2027)	80
Table 32:	Item 416735 1 Project Detail by Phase, Fund Code and Fiscal Year (2023 – 2027).....	75	Table 45:	Item 447237 1 Phase Totals by Fiscal Year (2023 – 2027).....	80
Table 33:	Item 416735 1 Phase Totals by Fiscal Year (2023 – 2027)	76	Table 46:	Item 447948 1 Project Detail by Phase, Fund Code and Fiscal Year (2023 – 2027)	81
Table 34:	Item 436733 1 Project Detail by Phase, Fund Code and Fiscal Year (2023 – 2027).....	76	Table 47:	Item 447237 1 Phase Totals by Fiscal Year (2023 – 2027).....	81
Table 35:	Item 436733 1 Phase Totals by Fiscal Year (2023 – 2027)	76	Table 48:	Item 448504 1 Project Detail by Phase, Fund Code and Fiscal Year (2023 – 2027)	82
Table 36:	Item 437484 1 Project Detail by Phase, Fund Code and Fiscal Year (2023 – 2027).....	77	Table 49:	Item 449053 1 Project Detail by Phase, Fund Code and Fiscal Year (2023 – 2027)	82
Table 37:	Item 437484 1 Phase Totals by Fiscal Year (2023 – 2027)	77	Table 50:	Item 449059 1 Project Detail by Phase, Fund Code and Fiscal Year (2023 – 2027)	83
Table 38:	Item 438651 1 Project Detail by Phase, Fund Code and Fiscal Year (2023 – 2027).....	77	Table 51:	Item 449059 1 Phase Totals by Fiscal Year (2023 – 2027).....	83
Table 39:	Item 438651 1 Phase Totals by Fiscal Year (2023 – 2027)	78	Table 52:	Item 442764 1 Project Detail by Phase, Fund Code and Fiscal Year (2023 – 2027)	84

Table 53:	Item 449059 1 Phase Totals by Fiscal Year (2023 – 2027) 84	Table 67:	Item 401185 1 Project Detail by Phase, Fund Code and Fiscal Year (2023 – 2027) 91
Table 54:	Item 442764 1 Project Detail by Phase, Fund Code and Fiscal Year (2023 – 2027)..... 85	Table 68:	Item 449993 1 Project Detail by Phase, Fund Code and Fiscal Year (2023 – 2027) 92
Table 55:	Item 442764 1 Phase Totals by Fiscal Year (2023 – 2027) 85	Table 69:	Item 432997 1 Project Detail by Phase, Fund Code and Fiscal Year (2023 – 2027) 93
Table 56:	Item 442764 3 Project Detail by Phase, Fund Code and Fiscal Year (2023 – 2027)..... 86	Table 70:	Item 436829 1 Project Detail by Phase, Fund Code and Fiscal Year (2023 – 2027) 93
Table 57:	Item 442764 3 Phase Totals by Fiscal Year (2023 – 2027) 86	Table 71:	Item 440559 1 Project Detail by Phase, Fund Code and Fiscal Year (2023 – 2027) 94
Table 58:	Item 447010 1 Project Detail by Phase, Fund Code and Fiscal Year (2023 – 2027)..... 87	Table 72:	Item 444482 1 Project Detail by Phase, Fund Code and Fiscal Year (2023 – 2027) 94
Table 59:	Item 438747 5 Project Detail by Phase, Fund Code and Fiscal Year (2023 – 2027)..... 88	Table 73:	Item 446799 1 Project Detail by Phase, Fund Code and Fiscal Year (2023 – 2027) 95
Table 60:	Item 438747 4 Project Detail by Phase, Fund Code and Fiscal Year (2023 – 2027)..... 88	Table 74:	Item 446802 1 Project Detail by Phase, Fund Code and Fiscal Year (2023 – 2027) 95
Table 61:	Item 439335 4 Project Detail by Phase, Fund Code and Fiscal Year (2023 – 2027)..... 89	Table 75:	Item 448727 1 Project Detail by Phase, Fund Code and Fiscal Year (2023 – 2027) 96
Table 62:	Item 439335 5 Project Detail by Phase, Fund Code and Fiscal Year (2023 – 2027)..... 89	Table 76:	Item: 449406 1 Project Detail by Phase, Fund Code and Fiscal Year (2023 – 2027) 96
Table 63:	Item 439335 6 Project Detail by Phase, Fund Code and Fiscal Year (2023 – 2027)..... 89	Table 77:	Item: 449846 1 Project Detail by Phase, Fund Code and Fiscal Year (2023 – 2027) 97
Table 64:	Item 259756 1 Project Detail by Phase, Fund Code and Fiscal Year (2023 – 2027)..... 90	Table 78:	Item 449846 2 Project Detail by Phase, Fund Code and Fiscal Year (2023 – 2027) 97
Table 65:	Item 405298 1 Project Detail by Phase, Fund Code and Fiscal Year (2023 – 2027)..... 90	Table 79:	Item 449846 3 Project Detail by Phase, Fund Code and Fiscal Year (2023 – 2027) 98
Table 66:	Item 400490 1 Project Detail by Phase, Fund Code and Fiscal Year (2023 – 2027)..... 91	Table 80:	Item 450280 1 Project Detail by Phase, Fund Code and Fiscal Year (2023 – 2027) 98

Table 81:	Item 435240 1 Project Detail by Phase, Fund Code and Fiscal Year (2023 – 2027).....	99	Table 94:	Item: 408715 1 Project Detail by Phase, Fund Code and Fiscal Year (2023 – 2027)	106
Table 82:	Item 446806 1 Project Detail by Phase, Fund Code and Fiscal Year (2023 – 2027).....	99	Table 95:	Item 408715 1 Phase Totals by Fiscal Year (2023 – 2027).....	106
Table 83:	Item 448724 1 Project Detail by Phase, Fund Code and Fiscal Year (2023 – 2027).....	100	Table 96:	Item Number: 257165 3.....	107
Table 84:	Item: 402628 1 Project Detail by Phase, Fund Code and Fiscal Year (2023 – 2027).....	101	Table 97:	Funding Information for Item Number: 257165 3	107
Table 85:	Item: 402628 2 Project Detail by Phase, Fund Code and Fiscal Year (2023 – 2027).....	101	Table 98:	Item Number: 405822 3.....	107
Table 86:	Item 402628 2 Phase Totals by Fiscal Year (2023 – 2027)	102	Table 99:	Funding Information for Item Number: 405822 3	107
Table 87:	Item: 402628 4 Project Detail by Phase, Fund Code and Fiscal Year (2023 – 2027).....	102	Table 100:	Item Number: 430021 1.....	108
Table 88:	Item 402628 4 Phase Totals by Fiscal Year (2023 – 2027)	102	Table 101:	Funding Information for Item Number: 430021 1	108
Table 89:	Item: 438845 1 Project Detail by Phase, Fund Code and Fiscal Year (2023 – 2027).....	103	Table 102:	Item Number: 437514 1.....	108
Table 90:	Item: 401982 1 Project Detail by Phase, Fund Code and Fiscal Year (2023 – 2027).....	103	Table 103:	Funding Information for Item Number: 437514 1	108
Table 91:	Item 402628 4 Phase Totals by Fiscal Year (2023 – 2027)	104	Table 104:	Item Number: 439698 1.....	109
Table 92:	Item: 401982 2 Project Detail by Phase, Fund Code and Fiscal Year (2023 – 2027).....	104	Table 105:	Funding Information for Item Number: 439698 1	109
Table 93:	Item: 408104 1 Project Detail by Phase, Fund Code and Fiscal Year (2023 – 2027).....	105	Table 106:	Item Number 439699 1.....	109
			Table 107:	Funding Information for Item Number: 439699 1	109
			Table 108:	Item Number: 439829 7.....	110
			Table 109:	Funding Information for Item Number: 439829 7	110
			Table 110:	Item Number: 441104 1.....	110

Table 111: Funding Information for Item Number: 441104 1	110	Table 129: Funding Information for Item Number: 416732 3	115
Table 112: Item Number: 443358 1	111	Table 130: Item Number: 416732 4.....	115
Table 113: Funding Information for Item Number: 443358 1	111	Table 131: Funding Information for Item Number: 416732 4	115
Table 114: Item Number: 446607 1	111	Table 132: Item Number: 416735 1	116
Table 115: Funding Information for Item Number: 446607 1	111	Table 133: Funding Information for Item Number: 416735 1	116
Table 116: Item Number: 446610 1	112	Table 134: Item Number: 430051 2.....	116
Table 117: Funding Information for Item Number: 446610 1	112	Table 135: Funding Information for Item Number: 430051 2	116
Table 118: Item Number: 257298 3	112	Table 136: Item Number: 433714 1	117
Table 119: Funding Information for Item Number: 257298 3	112	Table 137: Funding Information for Item Number: 433714 1	117
Table 120: Item Number: 257298 5	113	Table 138: Item Number: 436708 1	117
Table 121: Funding for Item Number: 257298 5.....	113	Table 139: Funding Information for Item Number: 436708 1	117
Table 122: Item Number: 257298 6	113	Table 140: Item Number: 436709 1	118
Table 123: Funding Information for Item Number: 257298 6	113	Table 141: Funding Information for Item Number: 436709 1	118
Table 124: Item Number: 411011 4	114	Table 142: Item Number: 436710 1	118
Table 125: Funding Information for Item Number: 411011 4	114	Table 143: Funding Information for Item Number: 436710 1	118
Table 126: Item Number: 411012 2	114	Table 144: Item Number: 436712 1	119
Table 127: Funding Information for Item Number: 411012 2	114	Table 145: Funding Information for Item Number: 436712 1	119
Table 128: Item Number: 416732 3	115		

Table 146:	Item Number: 437484 1	119	Table 163:	Funding Information for Item Number: 438747 4	124
Table 147:	Funding Information for Item Number: 437484 1	119	Table 164:	Item Number: 439335 2.....	125
Table 148:	Item Number: 439508 1	120	Table 165:	Funding Information for Item Number: 439335 2	125
Table 149:	Funding Information for Item Number: 439508 1	120	Table 166:	Item Number: 439335 3.....	125
Table 150:	Item Number: 439509 1	120	Table 167:	Funding Information for Item Number: 439335 3	125
Table 151:	Funding Information for Item Number: 439509 1	120	Table 168:	Item Number: 438747 5.....	126
Table 152:	Item Number: 441386 1	121	Table 169:	Funding Information for Item Number: 438747 5	126
Table 153:	Funding Information for Item Number: 441386 1	121	Table 170:	Item Number: 438747 4.....	126
Table 154:	Item Number: 447536 3	121	Table 171:	Funding Information for Item number: 438747 4	126
Table 155:	Funding Information for Item Number: 447536 3	121	Table 172:	Item Number: 439335 2.....	127
Table 156:	Item Number: 437349 1	123	Table 173:	Funding Information for Item number: 439335 2	127
Table 157:	Funding Information for Item Number: 437349 1	123	Table 174:	Item Number: 439335 3.....	127
Table 158:	Item Number: 436711 1	123	Table 175:	Funding Information for Item number: 439335 3	127
Table 159:	Funding Information for Item Number: 436711 1	123	Table 176:	2022 Annual Obligated Funds, FDOT District 07 Hernando/Citrus MPO.....	127
Table 160:	Item Number: 438747 5	124	Table 177:	Hernando County Capacity CIP Projects, by Project Number FY 2022-2027	129
Table 161:	Funding Information for Item Number: 438747 5	124	Table 178:	Hernando County CIP Capital Other Projects by Project Number FY 2022-2027	130
Table 162:	Item Number: 438747 4	124			

Table 179:	Hernando County CIP Grant Projects by Project Number FY 2022-2027.....	131	Table 192:	Citrus County Transit CIP Project Number GF2019-02, Funding Source by Fiscal Year (2022/23 – 2026/27).....	143
Table 180:	Hernando County CIP MSBU Projects by Project Number FY 2022-2027.....	132	Table 193:	Citrus County Transit CIP Project Number GF2019-02, Expenditures by Fiscal Year (2022/23 – 2026/27).....	143
Table 181:	Hernando County CIP Pavement Management - Collector Projects by Project Number FY 2022-2027	132	Table 194:	Citrus County Transportation Disadvantaged Five Year Work Program Funds by Project Description FY 2023-2027	145
Table 182:	Hernando County CIP Pavement Management - Residential Projects by Project Number FY 2022-2027	133	Table 195:	Hernando County Transportation Disadvantaged Five Year Work Program Funds by Project Description FY 2023-2027	145
Table 183:	Hernando County CIP Signal System Projects by Project Number FY 2022-2027	134			
Table 184:	Hernando County CIP Stormwater Projects by Project Number FY 2022-2027	135			
Table 185:	Hernando County CIP Surface Treatment Projects by Project Number FY 2022-2027.....	137			
Table 186:	Citrus County CIP Funding Sources	137			
Table 187:	Citrus County Expenditures.....	138			
Table 188:	Citrus County Capital Improvement Projects..	138			
Table 189:	City of Crystal River Capital Improvements Program FY 2023-2027	139			
Table 190:	Citrus County Transit CIP Project Number GF1993-05, Funding Source by Fiscal Year (2022/23 – 2026/27).....	141			
Table 191:	Citrus County Transit CIP Project Number GF1993-05 Expenditures by Fiscal Year (2022/23 – 2026/27)	141			

Robert Esposito, MPO Executive Director

The preparation of this report has been financed in part through grant[s] from the Federal Highway Administration and Federal Transit Administration, U.S. Department of Transportation, under the State Planning and Research Program, Section 505 [or Metropolitan Planning Program, Section 104(f)] of Title 23, U.S. Code. The contents of this report does not necessarily reflect the official views or policy of the U.S. Department of Transportation.

ADOPTION DATE: JULY 7, 2022

MPO ENDORSEMENT FOR ADOPTING THE TIP

Hernando/Citrus MPO Transportation Improvement Program

(FISCAL YEARS 2022/2023 – 2026/2027)

This document was prepared by the Hernando/Citrus Metropolitan Planning Organization (MPO) Staff, and was developed consistent with State/Federal Requirements, in cooperation with the Florida Department of Transportation (FDOT) District Seven Office, Hernando County Transportation Services, the Citrus County Engineering Division, the City of Brooksville, the City of Crystal River, and the City of Inverness.

The Hernando/Citrus MPO, at its regular meeting on July 7, 2022, endorsed the FY **2022/2023 – 2026/2027** Hernando/Citrus Transportation Improvement Program (TIP).

Further, it is hereby certified that the planning process of the Hernando/Citrus Area Transportation Study is being carried on in conformance with the provisions of 23 C.F.R. 450, 23 U.S.C. 134, and 339.175 (7) F.S.

This certification determination is being made based on an in-depth review, utilizing a checklist provided by FDOT and covering all aspects of the transportation planning process in the Spring Hill Urbanized Area, the Homosassa Springs-Beverly Hills- Citrus Springs Urbanized Area, and the remainder of Hernando County and Citrus County.

MPO Chairman Elizabeth Narverud, 2022

APPROVED AS TO FORM
AND LEGAL SUFFICIENCY

BY _____
MPO Attorney Jon Jouben

INTRODUCTION

The Hernando/Citrus Transportation Improvement Program (TIP) is developed and updated annually as part of the Hernando/Citrus Area Transportation Study Certification Process. Preparation and maintenance of the TIP is one of several prerequisites to continued receipt of Federal Assistance for Transportation Improvements.

The TIP, a multi-modal program consisting of improvements recommended from the transportation systems management and long-range elements of the Transportation Plan, is developed through a continuing comprehensive and coordinated effort involving the Florida Department of Transportation (FDOT). The FDOT's Final Tentative 5-Year Work Program is the basic input source for the Strategic Intermodal System (SIS), National Highway System (NHS), non-NHS, and Mass Transit portions of the TIP. Data required for the balance of the TIP is assembled from input provided through the Technical Advisory Committee (TAC), the Transportation Systems Operations Committee, the Bicycle/Pedestrian Advisory Committee (BPAC), and the Citizens Advisory Committee (CAC).

AMENDMENTS/MODIFICATIONS

At times, the TIP may require changes that are necessitated by the addition of a new Project to the FDOT 5-Year Work Program that is not yet in the TIP or changes due to monetary revisions to the State's Budget. Such changes are reflected in the TIP through amendments. Proposed amendments are generally presented to the public as part of the MPO's regularly advertised meetings. Copies of the proposed amendments are made part of the agenda package which is available for public review on the MPO's website. After approval by the MPO, amendments are attached at the end of the original TIP and submitted to the State for inclusion in the STIP.

Modifications are informal changes which will be tracked with Amendments in Appendix A.

PURPOSE STATEMENT

The purpose of the TIP is to provide a prioritized listing of transportation Project covering a period of five years that is consistent with the Long Range Transportation Plan (LRTP). The TIP also contains all transportation Project within the designated metropolitan planning area to be funded through 23 U.S.C. and 49 U.S.C. Chapter 53 and includes all regionally significant Project regardless of funding source.

FINANCIAL PLAN

The TIP is developed by the MPO in cooperation with the State and the public transit operators, who will provide the MPO with estimates of available Federal and State funds for the MPO to develop the financial plan. [23 C.F.R. 450.326(a) and s.339.175(8), F.S.

Federally funded Project identified in the TIP can be implemented using current and proposed revenue sources based on the FDOT's Tentative Work Program. As required by federal and state law, a summary of available funds by funding category and Project type for the state and federally funded Project contained within the TIP has been included [23 CFR. 450.324(a) and Subsection 339.175(8), F. S.] The detailed Project listing and financial summary contain system-level estimates of costs and revenue sources that are reasonably expected to be available to adequately operate and maintain Federal-aid highways (as defined by 23 U.S. C. 101(a)(5)) and public transportation (as defined by title 49 USC. Chapter 53) [23 CFR 450.324 (h)].

The TIP is a financially constrained plan for each year from FY 2022/2023 through 2026/2027 (See Appendix D, Table 5:

Five-Year TIP Fund Summary for District 7 by Fund Code 2022-2026 on page 59). Current and proposed Federal, State and locally dedicated revenue sources are reliable and provide a high level of assurance that the Tentative Work Program will be fully implemented. The TIP is also financially constrained for all locally funded Project. For all Project in the TIP, costs and revenues are shown in Year of Expenditure (YOE) dollars.

PROJECT SELECTION PROCESS

The federally funded Project included within this TIP were selected in accordance with Title 23, CFR 450.330(b). The Project selection process with the FDOT, FHWA, FTA, the Hernando/Citrus MPO, the Local Transit Agencies, Community Transportation Coordinators (CTCs), and the municipalities within the MPOs urbanized area. The result of the Project selection process was the adoption of a *State of Florida Department of Transportation Five Year Work Program for FY 2022/2023 – 2026/2027*. Project funded by Title 23 and Title 49 funds and all regionally significant Project in this TIP reflect year of expenditure (YOE) costs based on the year in which funding is anticipated to be available consistent with the requirements of 23 CFR Part 450.324(a) and 339.175(8), F.S.

The Project selection process used for adoption of the Hernando/Citrus MPO TIP is based upon the requirements of the Federal surface transportation legislation of 2015, Fixing America's Surface Transportation FAST Act.

The adopted Hernando/Citrus MPO TIP is consistent with the following FHWA work program requirements detailed in the following sections.

Consistency with the 2045 LRTP and MPO Area Plans

Regarding Project selection, the adopted Hernando/Citrus TIP is consistent with the following FHWA work program development requirements:

- Only major categories of federal and state funding are included within the TIP.
- The federally funded Project within the TIP have been reviewed and found to be consistent with the MPO priorities as determined through the Project selection process.
- The Projects selected for the Hernando/Citrus TIP are consistent with:
 - FDOT's 5-Year Work Program and SIS Plan
 - The Brooksville-Tampa Bay Regional, Crystal River, and Inverness Airport Master Plans
 - Hernando/Citrus MPO 2045 Long Range Transportation Plan
 - Hernando County Transit Development Plan
 - Citrus County Transit Development Plan
 - Transportation Disadvantaged Program as incorporated in the Transportation Disadvantaged Service Plan (TDSP) for both Hernando County and Citrus County
- Review of adopted comprehensive plans of the five affected local governments which include Hernando County, Citrus County, the City of Brooksville, the City of Crystal River, and the City of Inverness. Based upon the project selection process and anticipated funding levels from Federal, State,

and local funding sources are reasonably expected to be available for all Project within the Transportation Project Listings.

Project Prioritization by the MPO

Each year, the Hernando/Citrus MPO is responsible for developing a list of Priority Transportation Project and submitting the list to the Florida Department of Transportation (FDOT) for consideration during the development of the Five Year Work program for the MPO area. The MPO, working through its Technical Advisory, Bicycle/Pedestrian Advisory, and Citizens Advisory committees (a part of the public involvement process), prioritized Project on the State Highway System based upon Project identified through the Cost Feasible Plan of the Long Range Transportation Plan. Prioritization includes a technical analysis of State maintained roadways considering such variables as level of service, performance measure evaluation, cost of upgrading the facility (including resiliency factors), and Project connectivity with the existing roadway system.

This prioritization will also incorporate Complete Streets elements that rely on FDOT's Context Classification process. This will allow FDOT to review projects on the state system with the goal of applying Complete Street treatments wherever possible. On local facilities, it would also allow the MPO to suggest Complete Street treatments to the extent possible.

Local Government Project Review

As part of the local adoption of the Hernando/Citrus MPO TIP, the process includes a public hearing, as well as review by the MPOs Technical Advisory Committee (TAC), Citizens Advisory Committee (CAC) and Bicycle/Pedestrian Advisory Committees (BPAC). The TIP adoption process enables a Project prioritization

selection to be completed by the MPO, adequate funding to be anticipated, and Project phasing to be developed.

FDOT Tentative 5-Year Work Program Public Hearing

FDOT conducted an on-line Public Meeting for the Tentative Work Program that provided interactive maps, videos, downloadable/searchable documents, and opportunity to comment on Project in the Tentative Work Program. FDOT also presented highlights from the Tentative 5-Year Work Program at committee meetings in October 2021, and the MPO Board on November 18, 2021. Further, the FDOT made all documents and maps available and held a full-day open house at FDOT headquarters in Tampa. The public was encouraged to submit comments through the D7 Work Program website or by mailing in comments.

Project Priority Statement

The development of the FDOT Tentative 5-Year Work Program includes Projects approved by the MPO on the List of Priority Projects (LOPP). The LOPP for the MPO includes a list of Major Improvement & Congestion Management Project, and Transportation Alternatives Projects. These lists contain Projects that are considered of highest priority for improvement by the MPO and its advisory committees. The criteria for the ranking of transportation projects include existing and projected facilities levels of service; safety considerations; anticipated funding levels; ability to complete the project; and overall modal performance and system connectivity. Consistent with federal requirements and the LRTP, the prioritization process considers the recommendations of the MPO's advisory committees. Also consistent with the adopted Public Participation Plan (PPP), the MPO holds at least one public meeting prior to the TIP adoption. The MPO List of

Priority Projects approved by the MPO on June 17, 2021, and submitted to the FDOT for the development of their FY 2023-2027 Tentative Work Program can be found in Appendix C.

Performance Management – Appendix B

The TIP considers potential projects that fall into specific investment priorities established by the MPO in the LRTP. For the Hernando/Citrus MPO this includes safety programs such as:

- Continued involvement and support for the Community Traffic Safety Team (CTST) and/or the Safe Routes to Schools (SRTS) Program to address infrastructure or behavior safety.
- Infrastructure examples: Installation of school flashing signals, roadway lighting, traffic calming, traffic signals.
- Behavioral safety examples: SRTS education/enforcement activities, pedestrian/bicycle safety education.

The TIP includes specific investment priorities that support each of the MPO’s goals including safety, using a prioritization and project selection process established in the LRTP. The TIP prioritization process continues to use a data-driven method and stakeholder input to evaluate Project that have an anticipated effect of reducing both fatal and injury crashes. The MPO’s goal of reducing fatal and severe injury crashes is linked to this investment plan and the process used in prioritizing the project is consistent with Federal requirements. The Federally required performance measures were incorporated into the Hernando/Citrus MPO’s Congestion Management Process initially in 2017 and have been updated as required by law. The specific performance measures address the following:

- Safety (Fatalities and Severe Injuries)

- System Performance (Reliable Travel Time)
- Goods Movement (Reliable Travel Time for Trucks)
- System Preservation (Pavement and Bridge Condition)
- Transit Asset Management

State DOTs are required to establish statewide targets for the required performance measures and MPOs have the option to support the statewide targets or adopt their own. Currently, the Hernando/Citrus MPO has adopted the FDOT performance targets to be in compliance as shown in Performance Management Requirements for *Hernando/Citrus Metropolitan Planning Organization Transportation Improvement Programs*.

These performance measures and targets only apply to the National Highway System which includes the Interstate Highway System and typically the Principal Arterials. NHS roadways in Citrus and Hernando Counties include:

- Interstate 75
- US 19
- US 301
- SR 44
- SR 200
- Suncoast Parkway
- US 41
- US 98
- SR 50
- CR 485 (Cobb Road)

More detailed information regarding the performance measures can be found in Appendix B

FY 2022/2023 LIST OF PRIORITY PROJECTS

The FY 2022/2023 List of Priority Projects (LOPP) for the Hernando Citrus MPO were submitted to the FDOT for development of the FY 2023-2027 Work Program. The LOPPs are included as part of Appendix C.

Major Project

The following Major Capacity/Congestion Projects were initiated or scheduled for a production phase.

Table 1: Major Improvement & Congestion Management Projects Scheduled for Production in Hernando and Citrus Counties by FPN (2023-2027)

FPN	AGENCY	FACILITY	FROM	TO	ACTIVITY	PROJECT PHASE	YEAR	COST
405270 1,3,4	FTE	Suncoast Parkway II (SR 589)	US 98	SR 44	New 4 lane Toll Road	CONST	UNDERWAY	\$191,085,178
442764 1	FTE	Suncoast Parkway II (SR 589)	SR 44	CR 486	New 4 lane Toll Road	CONST	2023	\$102,499,431
405822 2	FDOT	US 19 (SR 55) / US 98	W. Green Acres St.	W. Jump Ct.	Add 2 lanes (existing 4)	CONST	UNDERWAY	\$29,268,982
405822 3	FDOT	US 19 (SR 55) / US 98	W. Jump Ct.	W. Fort Island Trail	Add 2 lanes (existing 4)	CONST	UNDERWAY	\$37,962,912
416733 2	FDOT	SR 50 Bypass	CR 485 (Cobb Rd.)	W. of Buck Hope Road	Add 2 lanes (existing 4)	CONST	2023	\$11,192,916
416735 1	FDOT	SR 50 Bypass	W. of Buck Hope Road	Jefferson Street (50A)	Add 2 lanes (existing 4)	CONST	2026	\$36,932,171
257165 3	FDOT	US 41 (SR 45) (N. Florida Ave.)	SR 44 (E. Gulf to Lake Hwy.)	S of Withlacoochee Trail Bridge	Add 2 lanes (existing 2)	CONST	2023	\$14,985,303
257165 4	FDOT	US 41 (SR 45) (N. Florida Ave.)	S of Withlacoochee Trail Bridge	N of N Sportsman Pt	Add 2 lanes (existing 2)	CONST	2025	\$21,511,308
442835 1	FDOT	SR 50 (Cortez Blvd.)	US 301 / SR 35 (Treiman Blvd.)	Hernando/Sumter Co. Line	Add 2 lanes (existing 2)	CONST	UNDERWAY	\$54,317,918
257165 1	FDOT	US 41 (SR 45) (N Florida Ave.)	SR 44 (E Gulf to Lake Highway)	SR 200 (N Carl G Rose Hwy.)	Add 2 lanes (Existing 2)	PE		
257165 5	FDOT	US 41 (SR 45) (N Florida Ave)	N of N Sportsman Pt	E of Arlington St	Add 2 lanes (existing 2)	ROW	2024	

TRANSPORTATION ALTERNATIVE PROJECTS

The following Transportation Alternative Projects were initiated or scheduled for a production phase in the FY 2023-FY 2027 FDOT Work Program.

Table 2: Transportation Alternative Projects initiated or scheduled for a production phase by FPN

FPN / RESP. AGENCY	PROJECT/CORRIDOR	FROM	TO	AREA	PROJECT TYPE	PROJECT PHASE/YEAR
4372642/FDOT	GNT GAP Connector	SR 50/Cortez Blvd	GNT	HC/COB	TA	CST 2022
4395091/FDOT	Deltona Blvd Sidewalks	Elgin Blvd	SR 50	HC	TA	CST 2022
4337141/FDOT	E Linden Dr	Coronado Dr	Spring Hill Dr	HC	TA	CST 2021
4374841 /FDOT	W. Landover Blvd.	Northcliffe Blvd.	Elgin Blvd.	HC	TA	CST 2023
4395081/FDOT	Elgin Blvd – sidewalk	Deltona Blvd	Mariner Blvd	HC	TA	CST 2022
4386511 /FDOT	S Linden Dr. - Sidewalk	County Line Rd.	Spring Hill Dr.	HC	TA	CST 2024
437514-2 /FDOT	US 19/SR 55/S. Suncoast Blvd. - Multi-Use Trail	Hernando/Citrus County Line	W. Green Acres St.	CC/CR	RRR	CST 2021
4411071 /FDOT	Eastside Elementary – Sidewalk, Raley Rd	US 98/SR 50/Cortez Blvd	Roper Road	HC	SRTS	CST 2024
4396981/FDOT	Forest Ridge Elementary – Ph I Sidewalk	W Norvell Bryant Hwy (CR 486)	W Lake Beverly Dr	CC	SRTS	CST 2021
4411031 /FDOT	Freeport Dr	Deltona Blvd	Northcliffe Blvd	HC	SRTS	CST 2024
44105-1/FDOT	Forest Ridge Elementary Phase II	W. Beverly Drive	W Colbert Ct	CC	SRTS/TA	PE 2024

**Note: HC is Hernando County, CC is Citrus County. TA is Transportation Alternative, RRR is Resurfacing, Restoration and Rehabilitation, SRTS is Safe Routes to School, CST is Construction.*

Fiscal Summary of TIP Project for 2022/2023 – 2026/2027

The TIP is based on input from the FDOT. It incorporates all the major bridge, highway, rail, intersection, maintenance, repair, reconstruction, replacement, transit, and new construction Project currently programmed for accomplishment with State and/or Federal funds in the Hernando/Citrus MPO Area. The summary can be found in Appendix D.

Specifically included are Project on the Interstate, National Highway System (NHS), and Strategic Intermodal System (SIS). Also included are Project on all other (non-interstate and non-NHS) categories of roads that needed to be highlighted.

The primary purpose of this section is to provide details of area priorities, funding, phasing, cost estimates, and the timings of the Hernando/Citrus MPO improvements Projected for implementation for Surface Transportation Program (STP) and other non-local funds.

FDOT Five Year Work Program FY FY2023-2027Project on the Strategic Intermodal System (SIS)

The normal Project production sequence is to have a Project Development and Environment (PD&E) phase, a Design (PE) phase, a Right of Way (ROW) phase, and a Construction (CST) phase. Some Project may not have a ROW phase if land is not needed to complete the Project. Costs on the TIP pages for Project on the SIS will have historical costs, five years of the current TIP and five years beyond the current TIP. If there is no CST phase on the TIP page, then the entry will probably not be reflective of the total Project cost. For some Project, such as resurfacing, safety or operational Project, there may not be a total cost provided but rather additional details on that program.

The SIS is a network of high priority transportation facilities which includes the State's largest and most significant commercial service airports, spaceport, deep-water seaports, freight rail terminals, passenger rail and intercity bus terminals, rail corridors, waterways, and highways. All Project on the SIS will have a SIS identifier on the TIP page (see example TIP page below).

For costs beyond the ten-year window, access to the LRTP is provided. The LRTP reference on the TIP page provides the information necessary to locate the full Project costs and/or additional details regarding the Project in the LRTP.

Non- SIS Project

The normal Project production sequence is to have a Project Development and Environment (PD&E) phase, a Design (PE) phase, a Right of Way (ROW) phase, and a Construction (CST) phase. Some Project may not have a ROW phase if land is not needed to complete the Project. Costs on the TIP pages for Project not on the SIS will have historical costs and five years of the current TIP. If there is no CST phase on the TIP page, then the entry will probably not be reflective of the total Project cost. For some Project, such as resurfacing, safety or operational Project, there may not be a total cost provided but rather additional details on that program.

Total Project costs and other Project details will be accessible in the TIP for all Non-SIS Project in the TIP. All Projects not on the SIS will have a Non-SIS identifier on the TIP page (see example TIP page below).

For costs beyond the five-year window, access to the LRTP is provided. The LRTP reference on the TIP page provides the information necessary to locate the full Project costs and/or additional details regarding the Project in the LRTP. If there is no

LRTP reference in the TIP, full Project costs are provided in the TIP.

Disclaimer

The “Total Project Cost” amount displayed for each of the federal and state funded Project in the TIP represents 5 years of programming in the FDOT Work Program plus historical cost information for all Projects having expenditures paid by FDOT prior to FY 2022.

For a more comprehensive view of a particular Project’s anticipated total Project cost for all phases of the Project, please refer to the Long Range Transportation Plan (LRTP). The Effective Date for the following tables in Appendix D is June 17, 2021, they are from the Florida Department of Transportation Run: (5 Year TIP) and (5 Year TIP – Fund Summary)

ANNUAL LISTING OF OBLIGATED PROJECT – APPENDIX F

Pursuant to the provisions of 23 U.S.C. 134 (j)(7)(B) and 49 U.S.C. 5303(c)(5)(B), and Subsection 339.175 (7) (h), F.S., the MPO has published an annual listing of Project for which Federal funds have been obligated in the preceding year.

These Project are summarized in Appendix C and can be found on the FDOT website www.fdot.gov/workprogram/Federal/fa-MPO-ObligDet.shtm

PUBLIC ENGAGEMENT FOR DEVELOPMENT OF THE 2022/2023 – 2026/2027 TIP

It is policy of the Hernando/Citrus MPO to schedule public input as part of all MPO and Committee meeting agendas. Additionally, the MPO follows the adopted Public Participation Plan (PPP) for all plans and programs to ensure the public has adequate

opportunity to participate. The MPO’s PPP can be found on our website as follows:

<https://www.hernandocounty.us/departments/departments-f-m/metropolitan-planning-organization-new/get-involved>.

The PPP was updated in September 2018. The PPP outlines goals and objectives for actively engaging the public in its programs and processes to ensure transparency. In addition to the MPO providing a newsletter, the Technical Advisory Committee, (TAC), Citizens Advisory Committee (CAC) and Bicycle/Pedestrian Advisory Committee (BPAC) is used to enhance public involvement throughout the planning process. The MPO website is routinely updated with relevant announcements and information. The Draft TIP for FY **2022/2023 – 2026/2027** was posted on the MPO’s website during the review process 30 days prior to adoption by the MPO Board meeting scheduled for July 7, 2022.

FDOT/MPO CERTIFICATIONS

The Hernando/Citrus MPO participates in an annual joint certification process with FDOT District 7 which concluded on March 15, 2022.

CONGESTION MANAGEMENT

Congestion management is the application of strategies to improve transportation system performance and reliability by reducing the adverse impacts of congestion on the movement of people and goods. The Congestion Management Process (CMP) is a systematic approach for managing congestion throughout the region, providing the safe and effective integrated management and operation of new and existing transportation facilities using demand reduction and operational management strategies.

Although the Hernando/Citrus MPO is not in a TMA, both counties have developed and implemented congestion management processes to provide the information needed to make informed decisions regarding the proper allocation of transportation resources as required by Florida Law.

LOCAL CAPITAL IMPROVEMENT PROGRAMS (CIP)

The MPO member Local Government Agencies have provided their Capital Improvement Programs (CIPs) as appropriate for inclusion into the TIP and are included as Appendix G

TRANSIT

The Capital Improvement Programs (CIPs) provided by the MPO Member Local Transit Agencies have been incorporated into the TIP and are included as Appendix H.

TRANSPORTATION DISADVANTAGED SERVICES

As the Designated Official Planning Agency (DOPA) for the Transportation Disadvantaged Program in Hernando County and Citrus County, the MPO provides support for each Local

Coordinating Board (LCB). Both LCBs are comprised of representatives of social service agencies, transportation providers, FDOT and citizens representatives.

Transportation Disadvantaged Services are provided by the Community Transportation Coordinator (CTC). Mid Florida Community Services is the CTC for Hernando County, and Citrus County Transit is the CTC for Citrus County.

The Transportation Disadvantaged Service Plan is developed by the Community Transportation Coordinator (CTC) and the DOPA under the guidance and approval of the Local Coordinating Board. The plan is an annually updated tactical plan with components of development, service, and quality assurance. Through the Local Coordinating Board's involvement in the review and approval of the Service Plan, the Local Coordinating Board can guide and support the CTC in implementing coordination efforts and locally developed service standards that are consistent with the needs and resources of the community. The CIPs for the Transportation Disadvantaged Program are included in Appendix I

GLOSSARY

A

- ADA** The [Americans with Disabilities Act of 1990](#) is a Federal law that requires public facilities (including transportation services) to be accessible to persons with disabilities including those with mental disabilities, temporary disabilities, and the conditions related to substance abuse.
- ACNP** [Advanced Construction NHPP](#). Advanced Construction is used to program project phases that will eventually be reimbursed with federal funds. These are state funds used to finance projects in anticipation of future federal funds. AC funds are authorized with Federal Highway Administration (FHWA) in the same manner as regular federal funds. This will allow the Florida Department of Transportation to convert the AC funds to federal funds and then bill FHWA for accumulated costs.
- ACSA** **Advanced Construction (SA)** The SA portion of the initialization indicates a funding category. SA is for the Safety Program.
- ACSL** **Advanced Construction (SL)** The SL program allocations are for areas with population greater than 5,000 but no more than 200,000 –Projects in these areas are to be identified for funding by the state in consultation with regional planning organizations, if any.

B

- BOCC** **Board of County Commissioners.** The Board of County Commissioners is the chief legislative body in a County. Five county commissioners are elected to four-year terms by the voters at large and represent the geographical district in which they reside. The Board approves the budget, adopts local ordinances and resolutions, and establishes policies which govern the County and ensure the health, safety, and welfare of the citizens.
- BPAC** **Bicycle/Pedestrian Advisory Committee.** The BPAC was established to provide a continuing forum with which to analyze and promote bicycle and pedestrian issues and Project as an integral part of a multi-modal transportation planning process. The BPAC initiates updates on the prioritization of transportation enhancement Project. The BPAC meets on a quarterly basis.
- BNIR** **Intrastate R/W (right of way) & Bridge Bonds**

C

- CAC** **Citizens Advisory Committee.** The CAC provides a formal framework for continuing public input on the Unified Planning Work Program (UPWP), the Transportation Improvement Program (TIP), and the Long Range Transportation Plan (LRTP), as well as other elements of the transportation planning process.

The CAC meets on a quarterly basis to provide public input at all stages of the planning process.

CCC [West Central Florida MPO Chairs Coordinating Committee.](#) The CCC is an effort to address the transportation challenge on a regional, long – range basis. Issues such as personal mobility, access to jobs, goods movement, emergency evacuation, and growth management are some of the concerns addressed by the CCC, which is made up of the chairpersons from Metropolitan Planning Organizations and Transportation Planning Organizations (MPOs and TPOs) and their affiliated, transportation-related organizations. It serves eight counties: Citrus, Hernando, Hillsborough, Manatee, Pasco, Pinellas, Polk, and Sarasota.

CIP **Capital Improvement Program.** The CIP is a multi-year schedule of capital improvement Project, including priorities and cost estimates, budgeted to fit the financial resources of the community. This plan is updated annually and is part of the County’s Comprehensive Plan.

CM **Congestion Mitigation.** The CMP is a management system and process conducted by metropolitan planning organizations (MPO), such as the Hernando/Citrus MPO, to improve traffic operations and safety by either strategies that reduce travel demand or the implementation of operational improvements.

CMP **Congestion Management Process.** The CMP is a management system and process conducted by metropolitan planning organizations (MPO), such as

the Hernando/Citrus MPO, to improve traffic operations and safety by either strategies that reduce travel demand or the implementation of operational improvements.

CMAQ [Congestion Mitigation and Air Quality Improvement Program.](#) The FAST Act continued the CMAQ program to provide a flexible funding source to State and local governments for transportation Project and programs to help meet the requirements of the Clean Air Act. Funding is available to reduce congestion and improve air quality for areas that do not meet the National Ambient Air Quality Standards for ozone, carbon monoxide, or particulate matter (nonattainment areas) and for former nonattainment areas that are now in compliance (maintenance areas).

CMS [Congestion Management System.](#)

COOP **Continuity of Operations Plan.** The COOP establishes policy and guidance to ensure the execution of mission essential functions for the Hernando/Citrus MPO if an emergency in Hernando County threatens or incapacitates operations, and to direct the relocation of selected personnel and resources to an alternate facility capable of supporting operations.

CPG Consolidated Planning Grant. The CPG enables FDOT, in cooperation with the MPO, FHWA, and FTA, to annually consolidate Florida’s FHWA PL and FTA 5305(d) metropolitan planning fund allocations into a single grant that is administered by the FHWA Florida Division.

CST **Construction.**

CTC **Community Transportation Coordinator.** The CTC is the agency or organization in each county responsible for ensuring that coordinated transportation services are provided to serve the transportation disadvantaged.

CTD **Commission for Transportation Disadvantaged.** The CTD is the State-level policy board for the coordination of transportation services for persons who because of disability, age or income are unable to transport themselves. The CTD adheres to the policies and procedures as set out in Chapter 427 F.S. and Rule 41-2, F.A.C.

CTST **Community Traffic Safety Team.** The CTST is a locally based group of highway safety advocates who are committed to solving traffic safety problems through a comprehensive, multi-jurisdictional, multi-disciplinary approach. Members include city, county, state, private industry, and citizens. The common goal of each CTST is to reduce the number and severity of traffic crashes within their community.

D

D **Unrestricted State Primary:** This term refers to State Primary roadway that has unrestricted access, i.e. The roadway is open for driveways and other road access points.

DBE **Disadvantaged Business Enterprise.** The DBE is a for-profit small business concern:

1. That is at least 51 percent owned by one or more individuals who are both socially and economically

disadvantaged or, in the case of a corporation, in which 51 percent of the stock is owned by one or more such individuals; and

2. Whose management and daily business operations are controlled by one or more of the socially and economically disadvantaged individuals who own it.

DDR **District Dedicated Revenue.** Those state revenues which are collected pursuant to Section 206.608, Florida Statutes, are allocated directly to the districts, and to the maximum extent feasible, in the county where the proceeds were collected, without being reduced by any other requirements. DDR, statutorily known as the "State Comprehensive Enhanced Transportation Systems Tax", in addition to highway uses, may also be used for district public transportation projects to meet the required statewide minimum distribution of 15% of state funds for public transportation.

DEO **Department of Economic Opportunity.**

DEM **Environmental Mitigation**

DIH **State In-House Product Support.** In-house product support is calculated. The manpower and related program components which directly support the product needs of the Program and Resource Plan are analyzed on a direct cost basis to ensure the product levels can be supported. The resultant state funds needed for support by department forces are formed into a District In-House (DIH) fund allocation. DIH is comprised of preliminary engineering, R/W support, construction engineering inspection, materials testing,

and traffic operations estimated direct costs which are not funded with federal aid or other funds.

DOPA **Designated Official Planning Agency.** The DOPA is the entity responsible for transportation disadvantaged planning in a given area. In the urbanized areas of the state, the planning agencies are metropolitan planning organizations (MPOs).

DPTO **State – PTO** represents state FLP funds. The initialization “FLP” represents the freight, logistics and passenger operations program.

DS **State Primary Highways and PTO.**

DU **State Primary / Federal Reimbursement**

E

EPA [Environmental Protection Agency](#)

ETDM [Efficient Transportation Decision Making.](#) Florida’s ETDM process defines the procedures for planning transportation Project, conducting environmental reviews, and developing and permitting Project.

F

FAA [Federal Aviation Administration.](#)

FAST-Act [Fixing America’s Surface Transportation Act.](#) Signed into law in December of 2015 by President Obama that provided long-term funding for surface transportation and infrastructure, planning and investment.

Faulting Faulting is the vertical misalignment of pavement joints, applicable to certain types of concrete pavements

FDOT [Florida Department of Transportation.](#) FDOT is the State of Florida’s multi-modal transportation agency. Organizationally, it is composed of one Central Office in Tallahassee, seven District Offices, and the Florida’s Turnpike Enterprise.

FHWA [Federal Highway Administration.](#) The FHWA is the Division of the U.S. Department of Transportation responsible for administering federal highway transportation programs under Title 23 U.S.C. and Title 49 U.S.C.

FTA [Federal Transit Administration.](#) The FTA is the Federal entity responsible for transit planning and programs under Title 49 U.S.C.

FTE [Florida’s Turnpike Enterprise.](#) Florida’s Turnpike Enterprise (FTE) manages Florida’s Turnpike System and acts as a separate business unit of the Florida Department of Transportation (FDOT). FTE is responsible for all operations on every FDOT-owned and operated toll road and bridge. The FTE five-year work program (2016-2020) contains more than \$3.7 billion in capital improvements, which include widening the mainline roadway, new interchanges, safety improvements, resurfacing improvements, and maintenance.

FTP [Florida Transportation Plan.](#) The FTP is the state’s long-range plan guiding Florida’s transportation future.

The FTP is a plan for all of Florida – and affects every resident, business, and visitor.

FY **Fiscal Year.** A fiscal year is used in government accounting, which varies between countries, and for budget purposes. It is also used for financial reporting by businesses and other organizations. Fiscal years for the MPO, State and Federal Governments do not align with the calendar year.

G

GFSA **GF STPBG Any Area**

GFNS **GF STPBG <5K (Rural)**

GIS **Geographic Information System.** GIS is a framework for gathering, managing, and analyzing data. Rooted in the science of geography, GIS integrates many types of data. It analyzes spatial location and organizes layers of information into visualizations using maps and 3D scenes.

GMR **Growth Management for SIS**

GPC **General Planning Consultant**

GRSC **Growth Management for Scop**

H

HPMS [Highway Performance Monitoring System.](#) The primary purpose of the HPMS is to serve data and information needs to reflect the condition and operating characteristics of the nation's highways. HPMS data support the analyses needed for the biennial condition and performance reports to Congress.

HSP [Highway Safety Program.](#)

I

ICAR **Intergovernmental Coordination and Review and Public Transportation Collaborative Agreement.** The ICAR provides framework for review between MPO and Public Transportation actuals and regional planning councils.

IRI **International Roughness Index.** IRI is an indicator of roughness, applicable to all asphalt and concrete pavements.

ITS **Intelligent Transportation System.** ITS is the use of computer and communications technology to facilitate the flow of information between travelers and system operators to improve mobility and transportation productivity, enhance safety, maximize the use of existing transportation facilities, conserve energy resources and reduce adverse environmental effects; includes concepts such as “freeway management systems,” “automated fare collection,” and “transit information kiosks.”

J

JPA **Joint Participation Agreement** means a contract between the department and a public transit system for either operations or capital assistance needed for implementation of a transit service project or projects. Each agreement shall include, but not be limited to, a project budget, method of payment, and period of performance.

K

L

LCB **Local Coordinating Board.** The purpose of the coordinating board is to provide advice and direction to the CTC concerning the coordination of transportation services.

LEP **Limited English Proficient.** LEP refers to individuals who do not speak English as their primary language and who have a limited ability to read, speak, write, or understand English

LF **Local Funds**

LFP **Local Funds for Participating**

LOPP **List of Priority Projects.** The LOPP is a list of priority Project developed in coordination with the MPO Board and committees. The MPOs annual LOPPs must be based upon Project selection criteria that, at a minimum, consider the following: [\[s.339.175\(8\)\(b\), F.S.\]](#)

- The approved MPO LRTP
- The Strategic Intermodal System Plan developed under [s.339.64, F.S.](#)
- The Transportation Regional Incentive Program (TRIP) priorities developed pursuant to [s.339.2819\(4\), F.S.](#)
- The results of the transportation management systems; and
- The MPO's public involvement procedures.

The MPO's LOPPs is formally reviewed by the technical and citizens' advisory committees and approved by the MPO before being transmitted to the District. The approved LOPPs are used by the FDOT Planning District in developing the District Work Program and must be used by the MPO in developing its TIP. [\[s.339.175 \(8\)\(b\), F.S.\]](#)

LOS **Level of Service.** LOS is a qualitative assessment of a road's operating condition, generally described using a scale of A (little congestion) to E/F (severe congestion).

LOTTR **Level of Travel Time Reliability.** LOTTR is the percent of person-miles on the Interstate system that are reliable, also referred to as the percent of person-miles on the non-Interstate NHS that are reliable.

LRTP **Long Range Transportation Plan.** The LRTP is a 25-year forecast plan required of state planning agencies and MPOs, which must consider a wide range of social, environmental, energy, and economic factors in determining overall regional goals and consider how transportation can best meet these goals

M

MAP-21 [Moving Ahead for Progress in the 21st Century Act.](#)

MPO **Metropolitan Planning Organization.** The MPO is the forum for cooperative transportation decision-making, required for urbanized areas with populations over 50,000.

MPOAC [Metropolitan Planning Organization Advisory Council](#). The MPOAC is a statewide transportation planning and policy organization created by the Florida Legislature pursuant to Section 339.175(11), Florida Statutes, to augment the role of individual MPOs in the cooperative transportation planning process. The MPOAC assists MPOs in carrying out the urbanized area transportation planning process by serving as the principal forum for collective policy discussion.

N

NHS **National Highway System.** Specific major roads to be designated September 30, 1995; the NHS will consist of 155,000 (plus or minus 15%) miles of road and represents one category of roads eligible for Federal funds under ISTEA.

NHFP **National Highway Freight Program.** The purpose, among other goals, of the National Highway Freight Program (NHFP) is to improve efficient movement of freight on the National Highway Freight Network (NHFN).
https://ops.fhwa.dot.gov/freight/pol_plng_finance/policy/fastact/s1116nhfpguidance

NHPP **National Highway Performance Program.** IM, Bridge Replacement, National Highway -Map 21

NTD **National Transit Database.** In 1974, Congress established the National Transit Database (NTD) program to collect financial, operating, and asset information on transit agencies. Congress based the NTD program on the Uniform Financial Accounting and Reporting Elements (FARE), a Project initiated by

the transit industry and funded by the UMTA. The NTD has become the Nation's primary source of information on transit agencies.

O

P

PD&E [Project Development and Environment](#). The PD&E is a corridor study to establish conceptual design for a roadway and to determine its compliance with Federal, State, and local environmental permits, as required.

PE [Preliminary Engineering/Design](#). Preliminary engineering is the location, design, and related work preparatory to the advancement of a project to physical construction. Preliminary engineering includes preliminary and final design, both defined in [23 CFR 636.103](#), and other project-related work leading to physical construction. This includes costs to perform studies needed to address requirements of the National Environmental Policy Act (NEPA) and other environmental laws. It may include advertising and other pre-award work such as bid analysis, although it is also acceptable to include this work as construction engineering costs.

PHED **Peak Hour Excessive Delay.** Traffic congestion is measured by the annual hours of PHED per capita on the NHS. Excessive delay is based on travel time at 20 miles per hour or 60 percent of the posted speed limit travel time, whichever is greater, during in 15-minute intervals per vehicle. [23 CFR 490.705 and 490.707]

PKBD Turnpike Master Bond Fund

PKED 2012 SB1998-Turnpike Feeder Rd

PKYI Turnpike Improvement

PKYR Turnpike Renewal and Replacement

PL **Planning - Metro Plan (85% FA; 15% Other).** Federal Highway Administration planning funds, also called Section 112 funds.

PPP **Public Participation Plan.** One of the required elements under MAP-21 is that a PPP (i) shall be developed in consultation with all interested parties, and (ii) shall provide that all interested parties have reasonable opportunities to comment on the contents of the transportation plan.

PSR **Present Serviceability Rating.** PSR is a quality rating applicable only to certain lower speed roads.

PTGA **Public Transportation Grant Agreement.** A PTGA is an agreement between an agency and FDOT that establishes a public transportation Project and responsibilities related to the Project. A PTGA defines the scope, budget, funding source, and any legal provision necessary for the Project.

Q

R

RFQ **Request for Qualifications**

ROW **Right-of-Way.** Real property that is used for transportation purposes, defines the extent of the

corridor that can be used for the road and associated drainage.

RTA **Regional Transportation Analysis.** The Regional Transportation Analysis (RTA) promotes transportation planning both within and among the counties that make up the Tampa Bay Region. The RTA provides a forum for the coordination of proposed transportation improvements - both highway and transit - that span multiple jurisdictions. Another important function of the RTA is that it provides for the development of a powerful, regional travel demand-forecasting model, the Tampa Bay Regional Planning Model.

RRR **Resurfacing, Restoration and Rehabilitation.** Resurfacing, restoration, and rehabilitation (RRR) work is defined as work undertaken to extend the service life of an existing highway and enhance highway safety. This includes the placement of additional surface materials and other work necessary to return an existing roadway to a condition of structural and functional adequacy.

Rutting Rutting is the extent of surface depressions, applicable to asphalt pavements.

S

SA **STP, Any Area**

SAA **Single Audit Act.** The SAA establishes state audit and accountability requirements for state financial assistance provided to nonstate entities. The intent of the Act is that state audit and accountability

requirements, to the extent possible, parallel the federal audit requirements.

- SCED** 2012 SB1988 - Small County Outreach
- SCOP** Small County Outreach Program
- SCTPA** Sun Coast Transportation Alliance
- SCWR** 2015 SB2514A - Small County Outreach
- SHSP** [Florida Strategic Highway Safety Plan](#). The SHSP is the statewide plan focusing on how to accomplish the vision of eliminating fatalities and reducing serious injuries on all public roads. The SHSP is updated at least every five years by FDOT in coordination with statewide, regional, and local safety partners. The SHSP is focused on the roadway component of transportation safety. Safety on other modes of transportation is covered by other plans.
- SIS** [Strategic Intermodal System](#). The SIS is a Florida network of high-priority transportation facilities, including the State's largest and most significant commercial service airports, spaceport, deep-water seaports, freight rail terminals, passenger rail and intercity bus terminals, rail corridors, waterways, and highways.
- SIWR** [2015 SB2514A - Strategic Intermodal System - Wheels on Road](#). SIWR is primarily used to fund project phases that do not qualify for Federal funding. SB 2514A specifies how certain motor vehicle registration fees or "Wheels on the Road" revenues are used. SIS projects programmed with wheels on road funds will use the SIWR fund code

- SL** STP, Areas population <= 200,000
- SN** STP, Mandatory Non-Urban population <= 5,000
- SR2T** Safe Routes – Transfer
- STED** 2012 SB1998-Strategic Economic Corridor. Primarily used to fund project phases that do not qualify for Federal funding.
- STIP** State Transportation Improvement Program. The STIP is FDOT's Five-Year Work Program as prescribed by Federal law.

T

- TA** **Transportation Alternatives**. As defined under 23 U.S.C. 101(a)(29) (MAP-21 1103), these are specific activities which can be funded with Surface Transportation Program (STP) funds; activities include pedestrian/bicycle facilities, recreational trails program, Safe Routes to School (SRTS) activities, railway corridor preservation, construction of turnouts, overlooks and viewing areas, control/removal of outdoor advertising, historic preservation and rehabilitation of historic transportation facilities, invasive species control, archeological activities relating to impacts from eligible transportation Project, mitigation of highway storm water runoff water pollution, and reduce vehicle-caused wildlife mortality, planning, designing and construction of boulevards and other roadways largely in the right-of-way of former Interstate System routes or other divided highways.
- TAC** **Technical Advisory Committee**. A standing committee of most MPOs, function is to provide

advice on plans or actions of the MPO from planners, engineers, and other staff members (not general citizens).

TALL **Transportation Alternatives population <200,000**

TALT **Transportation Alternatives - Any Area**

TAM **Transit Asset Management.** Transit Asset Management is a business model that uses the condition of assets to guide the optimal prioritization of funding at transit properties and keep transit networks in a State of Good Repair (SGR).

TBARTA **Tampa Bay Area Regional Transit Authority.**

TBRPC **Tampa Bay Regional Planning Council.** TBRPC was established as Florida's first regional planning council in 1962 when representatives from St. Petersburg, Clearwater, and Tampa recognized the need for regional coordination. They believed growth and community issues extend beyond county and municipal boundaries, a concept that still defines the Council's purpose today. TBRPC is one of ten regional planning councils in Florida.

TD **Transportation Disadvantaged.** Those persons who because of physical or mental disability, income, status, or age are unable to transport themselves or purchase transportation and are, therefore, dependent upon others to obtain access to health care, employment, education, shopping, social activities, or other life-sustaining activities, or children who are disabled or high-risk or at-risk as defined in Section 411.202, Florida Statutes.

TDLCB **Transportation Disadvantaged Local Coordinating Board:** The Transportation Disadvantaged Local Coordinating Board (TDLCB)s are the technical level review Boards established, consistent with Florida Statute, Chapter 427. The respective Boards oversee the activities of the Community Transportation Coordinator (CTC) and the overall Transportation Disadvantaged (TD) service program. The MPO serves as the Designated Official Planning Agency (DOPA) for the transportation disadvantaged program for both Hernando and Citrus County and functions as the appointing authority for both Boards, the TDLCBs meet on a quarterly basis.

TDM **Transportation Demand Management.** Transportation demand management, traffic demand management or travel demand management is the application of strategies and policies to reduce travel demand, or to redistribute this demand in space or in time. In transport, as in any network, managing demand can be a cost-effective alternative to increasing capacity.

TDP **Transit Development Plan.** The State of Florida Public Transit Block Grant Program was enacted by the Florida Legislature to provide a stable source of funding for public transit. The Block Grant Program requires public transit service providers to develop, adopt, and annually update a 10-Year Transit Development Plan (TDP). Under legislation that became effective February 20, 2007, the TDP must undergo a Major Update every five years. In the interim years, an update is to be submitted in the form of a

progress report on the 10-year implementation program of the TDP.

TDSP **Transportation Disadvantaged Service Plan.** The TDSP is a tactical plan with components of development, service, and quality assurance. It outlines and evaluates the services provided to the Transportation Disadvantaged population by the CTC. Every five years a new TDSP is developed and updated annually by the CTC, the planning agency and the LCB. Thus, the LCB can guide and support the CTC in implementing coordination efforts or locally developed service standards that are consistent with the needs and resources of the community.

TIP **Transportation Improvement Program.** A priority list of transportation Project developed by an MPO that is to be carried out within the four-year period following its adoption; must include documentation of Federal and State funding sources for each Project and be consistent with adopted MPO Long Range Transportation Plan (LRTP) and local government comprehensive plans

TLWR [2015 SB 2514 A-Trail Network](#)

TMA [Transportation Management Area.](#) A TMA is designated by the U.S. Secretary of Transportation for an urbanized area with a population of at least 200,000. Congress provided for this greater role by MPOs through a certification review aimed at formalizing the continuing oversight and day-to-day evaluation of the planning process. MPOs attaining certification enjoy certain benefits, but they also incur additional requirements beyond those of smaller urbanized areas

for congestion management, project selection, and certification.

TRIP [Transportation Regional Incentive Program.](#) TRIP was created in 2005 to improve regionally significant transportation facilities in "regional transportation areas". State funds are available throughout Florida to provide incentives for local governments and the private sector to help pay for critically needed Project that benefit regional travel and commerce. The Florida Department of Transportation (FDOT) will pay up to 50 percent of the non-federal share of Project costs for public transportation facility Project.

TRT **Technical Review Team**

[TTRR](#) **Truck Travel Time Reliability index.** TTRR is the consistency or dependability in travel times for trucks, as measured from day-to-day and/or across different times of the day.

U

UPWP **Unified Planning Work Program.** A Unified Planning Work Program (UPWP) is an annual or biennial statement of work identifying the planning priorities and activities to be carried out within a metropolitan planning area. At a minimum, a UPWP includes a description of the planning work and resulting products, who will perform the work, time frames for completing the work, the cost of the work, and the source(s) of funds.

USDOT [United States Department of Transportation](#)

V

W

X

Y

Z

ZDATA [Zonal Data](#). The information needed to describe the traveling public is commonly known as the zonal data and it includes household, person, vehicle, and travel related characteristics. The other is the supply side of the transportation systems represented by multimodal transportation networks.

Zoom A program used by Hernando County and the Hernando/Citrus MPO to conduct virtual meetings.

APPENDIX A: TIP/STIP AMENDMENTS

Date	Revision #	Change Type	Explanation of the change

APPENDIX B: PERFORMANCE MEASURES

**Template to Address Performance Management
Requirements in Metropolitan Planning Organization
Transportation Improvement Programs**

Office of Policy Planning

Florida Department of Transportation

April 2022 updates

TABLE OF CONTENTS

1 - PURPOSE	2
2 - BACKGROUND	3
3 - HIGHWAY SAFETY MEASURES (PM1)	4
3.1 Highway Safety Targets	4
3.2 MPO Safety Performance Targets	5
3.3 FDOT Safety Planning and Programming	6
3.4 Safety Investments in the TIP	9
4 - PAVEMENT & BRIDGE CONDITION MEASURES (PM2)	10
4.1 Pavement and Bridge Condition Targets	11
4.2 Pavement and Bridge Investments in the TIP	12
5 - SYSTEM PERFORMANCE, FREIGHT, & CONGESTION MITIGATION & AIR QUALITY IMPROVEMENT PROGRAM MEASURES (PM3)	14
5.1 System Performance and Freight Targets	15
5.2 System Performance and Freight Investments in the TIP	16
6 - TRANSIT ASSET MANAGEMENT MEASURES	18
6.2 Transit Asset Management Targets	19
6.3 Transit Asset Management Investments in the TIP	20
7 - TRANSIT SAFETY PERFORMANCE	21
7.1 Transit Safety Targets	21
7.2 Transit Safety Investments in the TIP	22

1 - PURPOSE

This document provides language that Florida’s metropolitan planning organizations (MPO) may incorporate in Transportation Improvement Programs (TIP) to meet the federal transportation performance management rules. The document is consistent with the Transportation Performance Measures (TPM) Consensus Planning Document developed jointly by the Florida Department of Transportation (FDOT) and the Metropolitan Planning Organization Advisory Council (MPOAC). This document outlines the minimum roles of FDOT, the MPOs, and the public transportation providers in the MPO planning areas to ensure consistency to the maximum extent practicable in satisfying the transportation performance management requirements promulgated by the United States Department of Transportation in Title 23 Parts 450, 490, 625, and 673 of the Code of Federal Regulations (23 CFR).

The document is organized as follows:

- Section 2 provides a brief background on transportation performance management;
- Section 3 covers the Highway Safety measures (PM1);
- Section 4 covers the Pavement and Bridge Condition measures (PM2);
- Section 5 covers System Performance measures (PM3);
- Section 6 covers Transit Asset Management (TAM) measures; and
- Section 7 covers Transit Safety measures.

2 - BACKGROUND

Performance management is a strategic approach to connect investment and policy decisions to help achieve performance goals. Performance measures are quantitative criteria used to evaluate progress. Performance measure targets are the benchmarks against which progress is assessed using available data. The Moving Ahead for Progress in the 21st Century Act (MAP-21) requires state departments of transportation (DOT) and MPOs to conduct performance-based planning by tracking performance measures and establishing data-driven targets to improve those measures. Performance-based planning ensures the most efficient investment of transportation funds by increasing accountability, providing transparency, and linking investment decisions to key outcomes related to seven national goals:

- Improving safety;
- Maintaining infrastructure condition;
- Reducing traffic congestion;
- Improving the efficiency of the system and freight movement;
- Protecting the environment; and
- Reducing delays in project delivery.

The Fixing America's Surface Transportation (FAST) Act supplements MAP-21 by establishing timelines for state DOTs and MPOs to comply with the requirements of MAP-21. FDOT and MPOs must coordinate when selecting PM1, PM2, and PM3 performance targets, and public transportation providers must coordinate with states and MPOs in the selection of state and MPO transit asset management and transit safety performance targets. FDOT and the MPOAC developed the TPM Consensus Planning Document to describe the processes through which FDOT, the MPOs, and the providers of public transportation in MPO planning areas will cooperatively develop and share information related to transportation performance management and target setting.

3 - HIGHWAY SAFETY MEASURES (PM1)

Safety is the first national goal identified in the FAST Act. In March 2016, FHWA finalized the Highway Safety Improvement Program (HSIP) and Safety Performance Management Measures Rule (PM1 Rule). The rule requires state DOTs and MPOs to annually establish targets and report performance and progress toward targets to FHWA for the following safety-related performance measures:

1. Number of Fatalities;
2. Rate of Fatalities per 100 million Vehicle Miles Traveled (VMT);
3. Number of Serious Injuries;
4. Rate of Serious Injuries per 100 million VMT; and
5. Number of Nonmotorized Fatalities and Serious Injuries.

3.1 Highway Safety Targets

3.1.1 Statewide Targets

Safety performance measure targets are required to be adopted on an annual basis. In August of each calendar year, FDOT reports targets to FHWA for the following calendar year. On August 31, 2021, FDOT established statewide safety performance targets for calendar year 2022. Table 3.1 presents FDOT’s statewide targets.

Table 3.1. Statewide Highway Safety Performance Targets

Performance Measure	Calendar Year 2022 Statewide Target
Number of fatalities	0
Rate of fatalities per 100 million vehicle miles traveled (VMT)	0
Number of serious injuries	0
Rate of serious injures per 100 million vehicle miles traveled (VMT)	0
Number of non-motorized fatalities and serious injuries	0

FDOT adopted a vision of zero traffic-related fatalities in 2012. This, in effect, became FDOT’s target for zero traffic fatalities and quantified the policy set by Florida’s Legislature more than 35 years ago (Section 334.046(2), Florida Statutes, emphasis added):

*“The mission of the Department of Transportation shall be to provide a **safe** statewide transportation system...”*

FDOT and Florida’s traffic safety partners are committed to eliminating fatalities and serious injuries. As stated in the Safe System approach promoted by the FHWA, the death or serious injury of any person is unacceptable. The Florida Transportation Plan (FTP), the state’s long-range transportation plan, identifies eliminating transportation-related fatalities and serious injuries as the state’s highest transportation priority. Therefore, FDOT established 0 as the only acceptable target for all five federal safety performance measures.

3.1.2 MPO Safety Targets

MPOs are required to establish safety targets annually within 180 days of when FDOT established targets. MPOs establish targets by either agreeing to program projects that will support the statewide targets or establish their own quantitative targets for the MPO planning area.

The Hernando/Citrus MPO supports the statewide 2022 safety targets, which are set at “0” for each performance measure to reflect FDOT’s goal of zero deaths although established alternative performance targets. The original safety performance measures were adopted on January 30, 2018, based on 5-yr rolling average data for 2012-2016. The most recent targets approved on February 3, 2022, were calculated using fatality and serious injury counts from Florida Department of Transportation (FDOT) State Safety Office’s Crash Analysis (CAR) database for 2016-2020. While the Hernando/Citrus MPO aspires to and supports FDOT’s Vision Zero, a 5% reduction has been established as a more achievable target goal.

3.2 MPO Safety Performance Targets

The Hernando/Citrus MPO acknowledges FDOT statewide 2022 safety targets, which are set at “0” for each performance measure to reflect FDOT’s goal of zero deaths. However, the MPO established safety performance targets specific to the MPO planning area. On February 3, 2022, the Hernando/Citrus MPO established the calendar year 2022 safety targets listed in Table 3.2.

Table 3.2, Hernando/Citrus MPO Safety Performance Targets

Performance Measure	Calendar Year 2022 MPO Target (5% reduction)
Number of fatalities	59.09
Rate of fatalities per 100 million vehicle miles traveled (VMT)	1.586
Number of serious Injuries	496.85
Rate of serious injuries per 100 million vehicle miles traveled (VMT)	13.28
Number of non-motorized fatalities and serious injuries	43.51

While acknowledging and supporting FDOT’s vision and their safety target of zero, the Hernando/Citrus MPO established safety performance targets based upon data collected within the MPO planning area for previous years and based on analysis of anticipated progress that can be achieved during the calendar year. In January 2018, 2019, 2020 and 2021, Hernando/Citrus MPO adopted safety performance targets reflecting a five percent (5%) reduction per year in each of the required safety measures. In February 2022, the Hernando/Citrus MPO updated their annual safety performance targets to continue to reduce the target by 5% for each of the categories.

Safety performance measure targets are required to be adopted on an annual basis. FDOT, in August of each calendar year, will report the following year’s targets in the HSIP Annual Report. After FDOT adopts the targets, the MPO is required to either adopt FDOT’s targets or establish its own targets by the following February.

3.2.1 Safety Trends in the Hernando/Citrus MPO Area

The MPO uses crash data tracking fatalities and serious injuries in Hernando and Citrus Counties to analyze past trends and identify regional safety issues. Tracking these measures helps estimate the effectiveness of future MPO transportation investment, as reflected in the TIP. Table 3-3 shows the changes in Safety Performance Measures for Hernando/Citrus MPO from 2013 through 2022.

Table 3.3 Trends of Hernando/Citrus Safety Performance Measures 2013-2022

Safety Measure	Baseline 2013-2017	2019 Safety PM	Baseline 2014-2018	2020 Safety PM	Baseline 2015-2019	2021 Safety PM	Baseline 2016-2020	2022 Safety PM
Average annual fatalities	54.2	51.49	58.6	55.67	58.6	56	62.2	59.09
Average annual serious injuries	482.4	458.8	505.6	480.32	525.8	500	523	496.85
Average annual fatality rates	1.547	1.469	1.62	1.5371	1.583	1.504	1.67	1.586
Average annual serious injury rates	13.794	13.02	13.98	13.2867	14.155	13.5	13.98	13.28
Average annual non-motorized injuries	43.6	41.42	45.2	42.94	46	43.7	45.8	43.51

3.3 FDOT Safety Planning and Programming

3.3.1 Florida’s Strategic Highway Safety Plan

Florida’s Strategic Highway Safety Plan (SHSP), published in March 2021, specifically embraces Vision Zero and a new slogan and logo of Target Zero and identifies strategies to achieve zero traffic deaths and serious injuries. The SHSP was updated in coordination with Florida’s 27 MPOs and the MPOAC, as well as other statewide traffic safety partners. The SHSP development process included review of safety-related goals, objectives, and strategies in MPO plans. The SHSP guides FDOT, MPOs, and other safety partners in addressing safety and defines a framework for implementation activities to be carried out throughout the state.

Florida’s transportation safety partners have focused on reducing fatalities and serious injuries through the 4Es of engineering, education, enforcement, and emergency response. To achieve zero, FDOT and other safety partners will expand beyond addressing specific hazards and influencing individual behavior to reshaping transportation systems and communities to create a safer environment for all travel. The updated SHSP calls on Florida to think more broadly and inclusively by addressing four additional topics, which are referred to as the 4Is: information intelligence, innovation, insight into communities, and investments and policies. The SHSP also embraces an integrated “Safe System” approach that involves designing and managing road infrastructure to keep the risk of a mistake low and to ensure that when a mistake leads to a crash, the impact on the human body does not result in a fatality or serious injury. The five Safe System elements together create a holistic approach with layers of protection: safe road users, safe vehicles, safe speeds, safe roads, and post-crash care.

The SHSP also expands the list of emphasis areas for Florida’s safety programs to include six evolving emphasis areas, which are high-risk or high-impact crashes that are a subset of an existing emphasis area or emerging risks and new innovations, where safety implications are unknown. These evolving emphasis areas include work zones, drowsy and ill driving, rail grade crossings, roadway transit, micromobility, and connected and automated vehicles.

3.3.2 Florida's Highway Safety Improvement Program

While the FTP and the SHSP both highlight the statewide commitment to a vision of zero deaths, the Florida Highway Safety Improvement Program (HSIP) Annual Report documents statewide performance and progress toward that vision. It also lists all HSIP projects that were obligated during the reporting year and the relationship of each project to the SHSP.

As discussed above, in the 2021 HSIP Annual Report, FDOT reported 2022 statewide safety performance targets at "0" for each safety performance measure to reflect the vision of zero deaths. Annually, FHWA determines whether Florida has met the targets or performed better than baseline for at least four of the five measures. If this does not occur FDOT must submit an annual implementation plan with actions it will take to meet targets in the future.

On March 25, 2021, FHWA reported the results of its 2019 safety target assessment. FHWA concluded that Florida had not met or made significant progress toward its 2019 safety targets, noting that zero had not been achieved for any measure and that only three out of five measures (number of serious injuries, serious injury rate, and number of non-motorized fatalities and serious injuries) were better than baseline. Subsequently, FDOT developed an HSIP Implementation Plan [HSIP Implementation Plan](#) to highlight additional strategies it will undertake in support of the safety targets. This plan was submitted with the HSIP Annual Report to FHWA on August 31, 2021. *Note: FDOT will send updated text once FHWA sends the 2020 safety target assessment.*

Consistent with FHWA requirements, the HSIP Implementation Plan focuses specifically on implementation of the HSIP as a core federal-aid highway program and documents the continued enhancements planned for Florida's HSIP to better leverage the benefits of this program. However, recognizing that FDOT already allocates all HSIP funding to safety programs - and building on the integrated approach that underscores FDOT's safety programs - the HSIP Implementation Plan also documents how additional FDOT and partner activities may contribute to progress toward zero. Key commitments in the HSIP Implementation Plan include:

- Fully implement Florida's SHSP, including the existing and evolving emphasis areas and the expanded list of strategies consistent with the Safe System approach.
- Advance safety priorities from the Department's Vital Few Safety initiative, which is focusing FDOT leadership and staff on solutions to three primary safety emphasis areas: roadway departures, intersections, and pedestrians and bicyclists. These are the top three factors associated with fatalities statewide during the 2015-2019 period.
- Enhance the HSIP funding and allocation processes to ensure Florida's safety challenges are evaluated from both a statewide perspective and a regional and local perspective. FDOT is applying new data and analysis tools to support better priority setting and decision making in the HSIP process.
- Continue to enhance coordination through FDOT's District Offices to MPOs, local governments, community traffic safety teams, and other partners to ensure HSIP and other safety-related investments are focused on the greatest need and greater opportunity for benefit, including the nearly 40 percent of fatalities that occur off the State Highway System.

Florida conducts extensive safety data analysis to understand the state's traffic safety challenges and identify and implement successful safety solutions. Florida's transportation system is evaluated using location-specific analyses that evaluate locations where the number of crashes or crash rates are the highest and where fatalities and serious injuries are most prominent. These analyses are paired with additional systemic analyses to identify

characteristics that contribute to certain crash types and prioritize countermeasures that can be deployed across the system as a whole. As countermeasures are implemented, Florida also employs predictive analyses to evaluate the performance of roadways (i.e., evaluating results of implemented crash modification factors against projected crash reduction factors).

FDOT's State Safety Office works closely with FDOT Districts and regional and local traffic safety partners to develop the annual HSIP updates. Historic, risk-based, and predictive safety analyses are conducted to identify appropriate proven countermeasures to reduce fatalities and serious injuries associated with Florida's SHSP emphasis areas, resulting in a list of projects that reflect the greatest needs and are anticipated to achieve the highest benefit. While these projects and the associated policies and standards may take years to be implemented, they are built on proven countermeasures for improving safety and addressing serious crash risks or safety problems identified through a data-driven process. Florida continues to allocate all available HSIP funding to safety projects. [FDOT's HSIP Guidelines](#) provide detailed information on this data-driven process and funding eligibility.

Florida received an allocation of approximately \$177 million in HSIP funds for use during the 2020 state fiscal year from July 1, 2020 through June 30, 2021, and fully allocated those funds to safety projects. FDOT used these HSIP funds to complete projects that address intersections, lane departure, pedestrian and bicyclist safety, and other programs representing the remaining SHSP emphasis areas. This year's HSIP allocated \$131 million in infrastructure investments on state-maintained roadways and \$33 million in infrastructure investments on local roadways. The remaining \$9 million included supporting activities such as transportation safety planning, preliminary engineering, traffic engineering studies, transportation statistics, and public information or education. A list of HSIP projects can be found in the [HSIP 2020 Annual Report](#).

Beginning in fiscal year 2024, HSIP funding will be distributed among FDOT Districts based on statutory formula to allow the Districts to have more clearly defined funding levels for which they can better plan to select and fund projects. MPOs and local agencies coordinate with FDOT Districts to identify and implement effective highway safety improvement projects on non-state roadways.

3.3.3 Additional FDOT Safety Planning Activities

In addition to HSIP, safety is considered as a factor in FDOT planning and priority setting for projects in preservation and capacity programs. Data is analyzed for each potential project, using traffic safety data and traffic demand modeling, among other data. The [Florida PD&E Manual](#) requires the consideration of safety when preparing a proposed project's purpose and need, and defines several factors related to safety, including crash modification factor and safety performance factor, as part of the analysis of alternatives. Florida design and construction standards include safety criteria and countermeasures, which are incorporated in every construction project. FDOT also recognizes the importance of the American Association of State Highway Transportation Official (AASHTO) Highway Safety Manual (HSM). Through dedicated and consistent training and messaging over the last several years, the HSM is now an integral part of project development and design.

FDOT holds Program Planning Workshops annually to determine the level of funding to be allocated over the next 5 to 10 years to preserve and provide for a safe transportation system. Certain funding types are further analyzed and prioritized by FDOT Central Offices, after projects are prioritized collaboratively by the MPOs, local governments, and FDOT Districts; for example, the Safety Office is responsible for the HSIP and Highway Safety Program (HSP) and the Systems Implementation Office is responsible for the Strategic Intermodal System (SIS). Both the Safety and SIS programs consider the reduction of traffic fatalities and serious injuries in their criteria for ranking projects.

3.4 Safety Investments in the TIP

Safety is considered a planning factor during project selection process. A goal of the 2045 LRTP is to reduce crashes, injuries and fatalities. Transportation Alternative projects include infrastructure for schools (sidewalks/safety improvements). The Hernando/Citrus MPO developed a Complete Streets program and is currently in the implementation phase. The MPO intends to use this policy to coordinate with the local governments to improve safety and mobility of all road users. Activities included in the Unified Planning Work program include completion of the Complete Streets Implementation Plan, participation in the Community Traffic Safety Teams, transit planning

The TIP includes projects that fall into specific investment priorities which were established by the MPO in the LRTP. This includes safety programs such as:

- Lighting
- Continued involvement and support for Community Traffic Safety Team (CTST) and/or the Safe Routes to School (SRTS) Team to address infrastructure or behavior safety
- Infrastructure examples: Installation of school flashing signals, roadway lighting, traffic calming, traffic signals, bike lanes, sidewalks.
- Behavioral safety examples: Safe Routes to Schools education/enforcement activities, pedestrian/bicycle safety education

Improving safety for all users, including drivers, pedestrians, and bicyclists is a major focus of the 2045 LRTP. The MPO considers safety as a planning factor in the project selection process. An important goal of the 2045 LRTP is to reduce accidents, injuries, and fatalities. The LRTP strengthened the connection between its spending and safety performance by identifying strategies relating to Key Safety Emphasis Areas for Congestion Management Integration, and progress toward finalizing the Complete Streets policy and implementation program. As part of the LRTP and TIP, the MPO has made a commitment to utilize federal funding allocation on a wide range of multimodal, safety and intersection improvement projects. The federal funding is the primary funding source for intersection and operational improvements identified by the Congestion Management Process, Complete Streets corridor projects, transit facility enhancements, safety projects, resurfacing supplements, and stand-alone bicycle/pedestrian and trail projects. Projects identified in these programs have been funded through the TIP.

The 2045 LRTP provides performance measures, prioritization process, and evaluation criteria to support new federal performance measures. Increasing safety continues to be a goal of the plan and will be used in the project selection process.

Table 3.4 Hernando/Citrus MPO Safety Projects 2022

TIP Section	Project Location	Project Description
Forest Ridge Elementary – from W Lake Beverly Dr to W Colbert Ct	Citrus County	Sidewalks/SRTS

Because safety is inherent in so many FDOT and Hernando/Citrus MPO’s programs and projects, and because of the broad and holistic approach FDOT is undertaking with its commitment to Vision Zero, the program of projects in this TIP is anticipated to support progress towards achieving the safety targets.

4 - PAVEMENT & BRIDGE CONDITION MEASURES (PM2)

FHWA's Pavement and Bridge Condition Performance Measures Final Rule, which is also referred to as the PM2 rule, establishes the following six performance measures:

1. Percent of Interstate pavements in good condition;
2. Percent of Interstate pavements in poor condition;
3. Percent of non-Interstate National Highway System (NHS) pavements in good condition;
4. Percent of non-Interstate NHS pavements in poor condition;
5. Percent of NHS bridges (by deck area) classified as in good condition; and
6. Percent of NHS bridges (by deck area) classified as in poor condition.

For the pavement measures, five pavement metrics are used to assess condition:

- International Roughness Index (IRI) - an indicator of roughness; applicable to asphalt, jointed concrete, and continuous concrete pavements;
- Cracking percent - percentage of pavement surface exhibiting cracking; applicable to asphalt, jointed concrete, and continuous concrete pavements;
- Rutting - extent of surface depressions; applicable to asphalt pavements only;
- Faulting - vertical misalignment of pavement joints; applicable to jointed concrete pavements only; and
- Present Serviceability Rating (PSR) – a quality rating applicable only to NHS roads with posted speed limits of less than 40 miles per hour (e.g., toll plazas, border crossings). States may choose to collect and report PSR for applicable segments as an alternative to the other four metrics.

For each pavement metric, a threshold is used to establish good, fair, or poor condition. Using these metrics and thresholds, pavement condition is assessed for each 0.1 mile section of the through travel lanes of mainline highways on the Interstate or the non-Interstate NHS. Asphalt pavement is assessed using the IRI, cracking, and rutting metrics, while jointed concrete is assessed using IRI, cracking, and faulting. For these two pavement types, a pavement section is rated good if the ratings for all three metrics are good, and poor if the ratings for two or more metrics are poor.

Continuous concrete pavement is assessed using the IRI and cracking metrics. For this pavement type, a pavement section is rated good if both metrics are rated good, and poor if both metrics are rated poor.

If a state collects and reports PSR for any applicable segments, those segments are rated according to the PSR scale. For all three pavement types, sections that are not good or poor are rated fair.

The good/poor measures are expressed as a percentage and are determined by summing the total lane-miles of good or poor highway segments and dividing by the total lane-miles of all highway segments on the applicable system. Pavement in good condition suggests that no major investment is needed and should be considered for preservation treatment. Pavement in poor condition suggests major reconstruction investment is needed due to either ride quality or a structural deficiency.

The bridge condition measures refer to the percentage of bridges by deck area on the NHS that are in good condition or poor condition. The measures assess the condition of four bridge components: deck, superstructure, substructure, and culverts. Each component has a metric rating threshold to establish good, fair, or poor condition. Each bridge on the NHS is evaluated using these ratings. If the lowest rating of the four metrics is greater than or equal to seven, the structure is classified as good. If the lowest rating is less than or equal to four, the structure is classified as poor. If the lowest rating is five or six, it is classified as fair.

The bridge measures are expressed as the percent of NHS bridges in good or poor condition. The percent is determined by summing the total deck area of good or poor NHS bridges and dividing by the total deck area of the bridges carrying the NHS. Deck area is computed using structure length and either deck width or approach roadway width.

A bridge in good condition suggests that no major investment is needed. A bridge in poor condition is safe to drive on; however, it is nearing a point where substantial reconstruction or replacement is needed.

4.1 Pavement and Bridge Condition Targets

4.1.1 Statewide Targets

Federal rules require state DOTs to establish two-year and four-year targets for the pavement and bridge condition measures. On May 18, 2018, FDOT established statewide pavement and bridge targets for the first performance period ending in 2021. The two-year targets represent pavement and bridge condition at the end of calendar year 2019, while the four-year targets represent condition at the end of 2021. Table 4.1 presents the statewide targets.

Table 4.1. Statewide Pavement and Bridge Condition Performance Targets

Performance Measure	2019 Statewide Target	2021 Statewide Target
Percent of Interstate pavements in good condition	Not required	≥60%
Percent of Interstate pavements in poor condition	Not required	≤5%
Percent of non-Interstate NHS pavements in good condition	≥40%	≥40%
Percent of non-Interstate NHS pavements in poor condition	≤5%	≤5%
Percent of NHS bridges (by deck area) in good condition	≥50%	≥50%
Percent of NHS bridges (by deck area) in poor condition	≤10%	≤10%

For comparative purposes, the baseline (2017) conditions are as follows:

- 66.1 percent of the Interstate pavement is in good condition and 0.0 percent is in poor condition;
- 44.0 percent of the non-Interstate NHS pavement is in good condition and 0.4 percent is in poor condition; and
- 67.7 percent of NHS bridges (by deck area) is in good condition and 1.2 percent is in poor condition.

In determining its approach to establishing performance targets for the federal pavement and bridge condition performance measures, FDOT considered many factors. FDOT is mandated by Florida Statute 334.046 to preserve the state’s pavement and bridges to specific standards. To adhere to the statutory guidelines, FDOT prioritizes funding allocations to ensure the current transportation system is adequately preserved and

maintained before funding is allocated for capacity improvements. These statutory guidelines envelope the statewide federal targets that have been established for pavements and bridges.

In addition, MAP-21 requires FDOT to develop a Transportation Asset Management Plan (TAMP) for all NHS pavements and bridges within the state. The TAMP must include investment strategies leading to a program of projects that would make progress toward achievement of the state DOT targets for asset condition and performance of the NHS. FDOT’s TAMP was updated to reflect initial MAP-21 requirements in 2018 and the final TAMP was approved on June 28, 2019. The TAMP will be updated in 2022.

Further, the federal pavement condition measures require a new methodology that is a departure from the methods currently used by FDOT and uses different ratings and pavement segment lengths. For bridge condition, the performance is measured in deck area under the federal measure, while FDOT programs its bridge repair or replacement work on a bridge by bridge basis. As such, the federal measures are not directly comparable to the methods that are most familiar to FDOT.

FDOT collects and reports bridge and pavement data to FHWA each year to track performance and progress toward the targets. Reported pavement and bridge data for 2018 and 2019 show relatively stable conditions compared to the 2017 baseline and exceeded the established 2019 targets; 2020 data are being developed. In early 2021, FHWA determined that FDOT made significant progress toward the two-year targets.

4.1.2 MPO Targets

MPOs must set four-year targets for the six pavement and bridge condition measures within 180 days of when FDOT established targets. MPOs can either agree to program projects that will support the statewide targets or establish their own quantifiable targets for the MPO’s planning area for one or more measures.

On September 18, 2018, the Hernando/Citrus MPO agreed to support FDOT’s statewide pavement and bridge performance targets, thus agreeing to plan and program projects in the TIP that once implemented, are anticipated to make progress toward achieving the statewide targets.

4.2 Pavement and Bridge Investments in the TIP

The Hernando/Citrus MPO TIP reflects investment priorities established in the Hernando/Citrus MPOs 2045 Long Range Transportation Plan. The focus of the Hernando/Citrus MPO’s investments in bridge and pavement condition include:

Table 4.2 Hernando/Citrus MPO Pavement and Bridge Projects in the TIP 2023-2027

TIP Section	Project Location	Project Description
US 19 – from NE 1 st St to S of NW Snug Harbor	Citrus County	Resurfacing
US 98/SR700/W Ponce De Leon Blvd from Hernando County Line to US 19/SR 55	Citrus County	Resurfacing
Suncoast Parkway – from CR 486 to US 19 in Red Level	Hernando and Citrus County	New roadway
SR 44/E Gulf to Lake Hwy from E of US 41 to Sumter County Line	Citrus	Resurfacing
US 301 – from Pasco County Line to SR 50	Hernando County	Roadway expansion, 2-lane undivided to 4-lane divided

The MPO uses project selection criteria related to pavement condition in the LRTP or TIP selection process as follows:

- A pipeline project, which gives priority to projects that have been partially funded.
- A project that addresses a corridor that is expected to relieve current or future congestion.
- A project that is a designated freight corridor.
- A project that provides connectivity improvements between major roadways of activity centers. A project that enhances or promotes economic development in the area.
- A project that is identified as a high-priority by public support.
- A project that addresses higher than average crash rates.

The TIP devotes a significant number of resources to projects that will maintain pavement condition performance. Investments in pavement condition include pavement replacement and reconstruction, and pavement capacity. The TIP will fund million in new capacity projects.

The projects included in the TIP are consistent with FDOT's Five Year Work Program, and therefore to FDOT's approach to prioritize funding to ensure the transportation system is adequately preserved and maintained. Per federal planning requirements, the state selects projects on the NHS in cooperation with the MPO from the approved TIP. Given the significant resources devoted in the TIP to pavement and bridge projects, the MPO anticipates that once implemented, the TIP will contribute to progress towards achieving the statewide pavement and bridge condition performance targets. The projects included in the TIP are consistent with FDOT's Five Year Work Program, and therefore to FDOT's approach to prioritize funding to ensure the transportation system is adequately preserved and maintained. Per federal planning requirements, the state selects projects on the NHS in cooperation with the MPO from the approved TIP. Given the significant resources devoted in the TIP to pavement and bridge projects, the MPO anticipates that once implemented, the TIP will contribute to progress towards achieving the statewide pavement and bridge condition performance targets.

5 - SYSTEM PERFORMANCE, FREIGHT, & CONGESTION MITIGATION & AIR QUALITY IMPROVEMENT PROGRAM MEASURES (PM3)

USDOT's System Performance/Freight/CMAQ Performance Measures Final Rule established measures to assess passenger and freight performance on the Interstate and non-Interstate National Highway System (NHS), and traffic congestion and on-road mobile source emissions in areas that do not meet federal National Ambient Air Quality Standards (NAAQS). The rule, which is referred to as the PM3 rule, requires state DOTs and MPOs to establish targets for the following six performance measures:

National Highway Performance Program (NHPP)

1. Percent of person-miles on the Interstate system that are reliable, also referred to as Level of Travel Time Reliability (LOTTR);
2. Percent of person-miles on the non-Interstate NHS that are reliable (LOTTR);

National Highway Freight Program (NHFP)

3. Truck Travel Time Reliability index (TTTR);

Congestion Mitigation and Air Quality Improvement Program (CMAQ)

4. Annual hours of peak hour excessive delay per capita (PHED);
5. Percent of non-single occupant vehicle travel (Non-SOV); and
6. Cumulative 2-year and 4-year reduction of on-road mobile source emissions (NO_x, VOC, CO, PM₁₀, and PM_{2.5}) for CMAQ funded projects.

Because all areas in Florida meet current NAAQS, the last three measures pertaining to the CMAQ Program do not currently apply in Florida. A description of the applicable measures follows.

LOTTR Measures

The LOTTR performance measures assess the percent of person-miles traveled on the Interstate or the non-Interstate NHS that are reliable. LOTTR is defined as the ratio of longer travel times (80th percentile) to a normal travel time (50th percentile) over of all applicable roads, across four time periods between the hours of 6 a.m. and 8 p.m. each day. The measure is expressed as the percent of person-miles traveled on the Interstate or Non-Interstate NHS system that are reliable. Person-miles consider the number of people traveling in buses, cars, and trucks over these roadway segments.

TTTR Measure

The TTTR performance measure assesses the reliability index for trucks traveling on the interstate. A TTTR ratio is generated by dividing the 95th percentile truck travel time by a normal travel time (50th percentile) for each segment of the Interstate system over specific time periods throughout weekdays and weekends. This is averaged across the length of all Interstate segments in the state or metropolitan planning area to determine the TTTR index.

5.1 System Performance and Freight Targets

5.1.1 Statewide Targets

Federal rules require state DOTs to establish two-year and four-year targets for the system performance and freight targets. On May 18, 2018, FDOT established statewide performance targets for the first performance period ending in 2021. The two-year targets represent performance at the end of calendar year 2019, while the four-year targets represent performance at the end of 2021. Table 5.1 presents the statewide targets.

Table 5.1. Statewide System Performance and Freight Targets

Performance Measure	2019 Statewide Target	2021 Statewide Target
Percent of person-miles on the Interstate system that are reliable (Interstate LOTTR)	≥75%	≥70%
Percent of person-miles on the non-Interstate NHS that are reliable (Non-Interstate NHS LOTTR)	Not Required ⁷	≥50%
Truck travel time reliability (TTTR)	≤1.75	≤2.00

For comparative purposes, baseline (2017) statewide conditions are as follows:

- 82.2 percent of person-miles traveled on the Interstate are reliable;
- 84.0 percent of person-miles traveled on the non-Interstate are reliable; and
- 1.43 truck travel time reliability index.

In establishing these targets, FDOT reviewed external and internal factors that may affect reliability, analyzed travel time data from the National Performance Management Research Dataset (NPMRDS) for the years 2014 to 2017, and developed a sensitivity analysis indicating the level of risk for road segments to become unreliable.

The federal travel time reliability measures follow a new methodology that differ from prior Florida efforts. In addition, beginning in 2017, the NPMRDS expanded its coverage of travel segments, and a new vendor began to supply the dataset, creating a difference in reliability performance results on non-Interstate NHS segments between pre-2017 trends and later trends. These factors create challenges for establishing a confident trend line to inform target setting for the next two to four years.

In consideration of these differences, as well as other unknowns and unfamiliarity associated with the new required processes, FDOT took a conservative approach when establishing its initial statewide system performance and freight targets.

FDOT collects and reports reliability data to FHWA each year to track performance and progress toward the reliability targets. During 2018 and 2019, the percentage of person-miles that are reliable improved over the 2017 baseline on both the Interstate and non-Interstate NHS. The truck travel time reliability index improved slightly from the 2017 baseline to 2018 but declined slightly in 2019. Actual performance in 2019 was better than the 2019 targets, and in early 2021 FHWA determined that FDOT made significant progress toward the 2019 targets. Performance improved for all measures in 2020. Final data for 2021 are under development.

System performance and freight are addressed through several statewide initiatives:

- Florida’s Strategic Intermodal System (SIS) is composed of transportation facilities of statewide and interregional significance. The SIS is a primary focus of FDOT’s capacity investments and is Florida’s primary network for ensuring a strong link between transportation and economic competitiveness. These facilities, which span all modes and includes highways, are the workhorses of Florida’s transportation system and account for a dominant share of the people and freight movement to, from and within Florida. The SIS includes 92 percent of NHS lane miles in the state. Thus, FDOT’s focus on improving performance of the SIS goes hand-in-hand with improving the NHS, which is the focus of the FHWA’s TPM program. The SIS Policy Plan was updated in early 2022 consistent with the updated FTP. The SIS Policy Plan defines the policy framework for designating which facilities are part of the SIS, as well as how SIS investments needs are identified and prioritized. The development of the SIS Five-Year Plan by FDOT considers scores on a range of measures including mobility, safety, preservation, and economic competitiveness as part of FDOT’s Strategic Investment Tool (SIT).
- In addition, FDOT’s Freight Mobility and Trade Plan (FMTP) defines policies and investments that will enhance Florida’s economic development efforts into the future. The FMTP identifies truck bottlenecks and other freight investment needs and defines the process for setting priorities among these needs to receive funding from the National Highway Freight Program (NHFP). Project evaluation criteria tie back to the FMTP objectives to ensure high priority projects support the statewide freight vision. In February 2018, FHWA approved the FMTP as FDOT’s State Freight Plan. FDOT updated the plan in spring 2020.
- FDOT also developed and refined a methodology to identify freight bottlenecks on Florida’s SIS on an annual basis using vehicle probe data and travel time reliability measures. Identification of bottlenecks and estimation of their delay impact aids FDOT in focusing on relief efforts and ranking them by priority. In turn, this information is incorporated into FDOT’s SIT to help identify the most important SIS capacity projects to relieve congestion.

5.1.2 MPO Targets

MPOs must establish four-year targets for all three performance measures. MPOs can either agree to program projects that will support the statewide targets or establish their own quantifiable targets for the MPO’s planning area for one or more measures.

On September 18, 2018, the Hernando/Citrus MPO agreed to support FDOT’s statewide system performance and freight targets, thus agreeing to plan and program projects in the TIP that once implemented, are anticipated to make progress toward achieving the statewide targets.

5.2 System Performance and Freight Investments in the TIP

The Hernando/Citrus MPO TIP reflects investment priorities established in the Hernando/Citrus MPO 2045 LRTP. The focus of the Hernando/Citrus MPO’s investments that address system performance and freight include

- SR 50 Bypass (4-6 lane, Hernando County)
- SR 50 I-75 to US 301 (4-6/2-4, Hernando County)
- US 41 in Citrus County

- Suncoast Parkway from CR 486 to US 19 in Red Level
- US 301 from Pasco County to SR 50
- Investments in transit, bicycle, or pedestrian systems that promote mode shift

The projects included in the TIP are consistent with FDOT's Five Year Work Program, and therefore to FDOT's approach to prioritize funding to address performance goals and targets. Per federal planning requirements, the state selects projects on the NHS in cooperation with the MPO from the approved TIP. Given the significant resources devoted in the TIP to programs that address system performance and freight, the MPO anticipates that once implemented, the TIP will contribute to progress towards achieving the statewide reliability performance targets.

6 - TRANSIT ASSET MANAGEMENT MEASURES

6.1 Transit Asset Performance Measures

FTA's Transit Asset Management (TAM) regulations apply to all recipients and subrecipients of Federal transit funding that own, operate, or manage public transportation capital assets. The regulations define the term "state of good repair," require that public transportation providers develop and implement TAM plans, and established state of good repair standards and performance measures for four asset categories: equipment, rolling stock, transit infrastructure, and facilities. Table 6.1 identifies the TAM performance measures.

Table 6.1. FTA TAM Performance Measures

Asset Category	Performance Measure
1. Equipment	Percentage of non-revenue, support-service and maintenance vehicles that have met or exceeded their Useful Life Benchmark
2. Rolling Stock	Percentage of revenue vehicles within a particular asset class that have either met or exceeded their Useful Life Benchmark
3. Infrastructure	Percentage of track segments with performance restrictions
4. Facilities	Percentage of facilities within an asset class rated below condition 3 on the TERM scale

For equipment and rolling stock classes, useful life benchmark (ULB) is defined as the expected lifecycle of a capital asset, or the acceptable period of use in service, for a particular transit provider's operating environment. ULB considers a provider's unique operating environment such as geography, service frequency, etc.

Public transportation agencies are required to establish and report TAM targets annually for the following fiscal year. Each public transit provider or its sponsors must share its targets with each MPO in which the transit provider's projects and services are programmed in the MPO's TIP. MPOs were required to establish initial TAM targets within 180 days of the date that public transportation providers established initial targets by October 1, 2018. However, MPOs are not required to establish TAM targets annually each time the transit provider establishes targets. Instead, subsequent MPO targets must be established when the MPO updates the LRTP. When establishing TAM targets, the MPO can either agree to program projects that will support the transit provider targets or establish its own separate regional TAM targets for the MPO planning area. MPO targets may differ from agency targets, especially if there are multiple transit agencies in the MPO planning area. To the maximum extent practicable, transit providers, states, and MPOs must coordinate with each other in the selection of performance targets.

The TAM regulation defines two tiers of public transportation providers based on size parameters. Tier I providers are those that operate rail service or more than 100 vehicles in all fixed route modes, or more than 100 vehicles in one non-fixed route mode. Tier II providers are those that are a subrecipient of FTA 5311 funds, or an American Indian Tribe, or have 100 or less vehicles across all fixed route modes or have 100 or less vehicles in one non-fixed route mode. A Tier I provider must establish its own TAM targets, as well as report performance and other data to FTA. A Tier II provider has the option to establish its own targets or to participate in a Group Plan with other Tier II providers whereby targets are established for the entire group in coordination with a group plan sponsor, typically a state DOT.

6.2 Transit Asset Management Targets

The following providers operate in the MPO planning area: TheBus operated by Hernando County Board of County Commissioners, and Citrus County Transit operated by the Citrus County Board of County Commissioners. Both providers are considered “Tier II providers”.

The transit asset management targets are based on the condition of existing transit assets and planned investments in equipment, rolling stock, infrastructure, and facilities. The targets outlined in tables 6.3 below reflect the most recent data available on the number, age, and condition of transit assets, and expectations and capital investment plans for improving these assets. The table summarizes both existing conditions for the most recent year available, and the targets.

6.2.1 Transit Provider Targets

TheBus established TAM targets for each of the applicable asset categories on August 28, 2018, and Citrus County Transit established the transit asset targets on September 24, 2018. Table 6.2 and Table 6.3 present the targets for TheBus and for Citrus Transit respectively.

The transit provider’s TAM targets are based on the condition of existing transit assets and planned investments in equipment, rolling stock, infrastructure, and facilities. The targets reflect the most recent data available on the number, age, and condition of transit assets, and capital investment plans for improving these assets. The table summarizes both existing conditions for the most recent year available, and the current targets.

Table 6.2. Transit Asset Management Targets for TheBus, 2022-2023

Revenue vehicle Type	2022 Target	2023 Target
BU-Bus	10%	N/A
CY-Cutaway Bus	10%	20%
MV-Mini-van	N/A	N/A

Table 6.3. Transit Asset Management Targets for Citrus Transit, 2022-2023

Revenue vehicle Type	2022 Target	2023 Target
BU-Bus	N/A	N/A
CY-Cutaway Bus	20%	20%
MV-Mini-van	N/A	N/A

6.2.2 MPO Transit Asset Management Targets

As discussed above, MPOs established TAM targets within 180 days of the date that public transportation providers established their first targets in 2018. MPOs are not required to establish TAM targets annually each time the transit provider establishes targets. Instead, MPO's must revisit targets each time the MPO updates the LRTP. MPOs can either agree to program projects that will support the transit provider targets or establish separate regional TAM targets for the MPO planning area. MPO targets may differ from agency targets, especially if there are multiple transit agencies in the MPO planning area.

On September 18, 2018, the Hernando/Citrus MPO agreed to support the TheBus and Citrus County Transit's TAM targets, thus agreeing to plan and program projects in the TIP that once implemented, are anticipated to make progress toward achieving the provider's targets.

6.3 Transit Asset Management Investments in the TIP

The Hernando/Citrus MPO's TIP was developed and is managed in cooperation with TheBus (Hernando County) and Citrus County Transit. It reflects the investment priorities established in the 2045 LRTP.

FTA funding, as programmed by the region's transit providers and FDOT, is used for programs and products to improve the condition of the region's transit assets. The focus of Hernando/Citrus MPO's investments that address transit state of good repair include

- Ridge Manor Transfer Facility (Hernando County)
- Purchase of 3 passenger wheelchair accessible buses (Citrus County)
- Replace 18 Para transit and Deviated Fixed Route buses (Citrus County)

Transit asset condition and state of good repair is a consideration in the methodology Hernando/Citrus MPO uses to select projects for inclusion in the TIP. The TIP includes specific investment priorities that support all of the MPO's goals, including transit state of good repair, using a prioritization and project selection process established in the LRTP. This process evaluates projects that, once implemented, are anticipated to improve transit state of good repair in the MPO's planning area. This prioritization process considers factors such as

The Hernando/Citrus MPO's TIP has been evaluated and the anticipated effect of the overall program is that, once implemented, progress will be made towards achieving the TAM performance targets. The Hernando/Citrus MPO will continue to coordinate with the TheBus and Citrus County Transit to maintain the region's transit assets in a state of good repair.

For more information on these programs and projects, see Appendix H.

7 - TRANSIT SAFETY PERFORMANCE

FTA's Public Transportation Agency Safety Plan (PTASP) regulations established transit safety performance management requirements for providers of public transportation systems that receive federal financial assistance under 49 U.S.C. Chapter 53.

The regulations apply to all operators of public transportation that are a recipient or sub-recipient of FTA Urbanized Area Formula Grant Program funds under 49 U.S.C. Section 5307, or that operate a rail transit system that is subject to FTA's State Safety Oversight Program. The PTASP regulations do not apply to certain modes of transit service that are subject to the safety jurisdiction of another Federal agency, including passenger ferry operations regulated by the United States Coast Guard, and commuter rail operations that are regulated by the Federal Railroad Administration.

The PTASP must include performance targets for the performance measures established by FTA in the National Public Transportation Safety Plan, which was published on January 28, 2017. The transit safety performance measures are:

- Total number of reportable fatalities and rate per total vehicle revenue miles by mode.
- Total number of reportable injuries and rate per total vehicle revenue miles by mode.
- Total number of reportable safety events and rate per total vehicle revenue miles by mode.
- System reliability – mean distance between major mechanical failures by mode.

In Florida, each Section 5307 or 5311 transit provider must develop a System Safety Program Plan (SSPP) under Chapter 14-90, Florida Administrative Code. FDOT technical guidance recommends that Florida's transit agencies revise their existing SSPPs to be compliant with the new FTA PTASP requirements.¹

Each provider of public transportation that is subject to the PTASP regulations must certify that its SSPP meets the requirements for a PTASP, including transit safety targets for the federally required measures. Providers were required to certify their initial PTASP and safety targets by July 20, 2021. Once the public transportation provider establishes safety targets it must make the targets available to MPOs to aid in the planning process. MPOs had 180 days after receipt of the PTASP targets to establish transit safety targets for the MPO planning area. MPOs are not required to establish transit safety targets annually each time the transit provider establishes targets. Instead, subsequent MPO targets must be established when the MPO updates the LRTP. When establishing transit safety targets, the MPO can either agree to program projects that will support the transit provider targets or establish its own separate regional transit safety targets for the MPO planning area. In addition, the Hernando/Citrus MPO must reflect those targets in LRTP and TIP updates.

7.1 Transit Safety Targets

The following transit provider(s) operate in the Hernando/Citrus MPO planning area: TheBus and Citrus County Transit. Of these, both transit providers are responsible for developing a PTASP and establishing transit safety performance targets annually.

¹ FDOT Public Transportation Agency Safety Plan Guidance Document for Transit Agencies Available at <https://www.fdot.gov/transit/default.shtm>

7.1.1 Transit Agency Safety Targets

Table 7.1. Transit Safety Performance Targets for Hernando County (TheBus) and Citrus County Transit

Mode of Service	Fatalities (total)	Fatalities (rate)	Injuries	Injuries (per 100k VRM)	Safety Events	Safety Events (per 100k VRM)	System Reliability (VRM / failures)
Hernando County (TheBus) – May 11, 2021							
Fixed Route	0	0	1.33	0	1.67	0	178,856.24
Demand Response	0	0	0	0	.33	0	100,000
Citrus County Transit (CCT) – July 13, 2021							
Mode of Transit Service	Fatalities	Fatalities (per 100K VRM)	Injuries	Injuries (per 100K VRM)	Safety Events	Safety Events (per 100K VRM)	System Reliability
Deviated Fixed Route Bus	0	0	3	.27	5	.45	1.41/100,000
ADA / Paratransit	0	0	1	.07	10	.7	2.11/100,000

7.1.2 MPO Transit Safety Targets

As discussed above, MPOs established transit safety targets within 180 days of the date that public transportation providers established their first safety targets in 2020-2021. MPOs are not required to establish transit safety targets annually each time the transit provider establishes targets. Instead, MPO’s must revisit targets each time the MPO updates the LRTP. MPOs can either agree to program projects that will support the transit provider targets or establish separate regional transit safety targets for the MPO planning area. MPO targets may differ from agency targets, especially if there are multiple transit agencies in the MPO planning area.

On December 10, 2020, the Hernando/Citrus MPO agreed to support the TheBus and Citrus Transit’s transit safety targets, thus agreeing to plan and program projects in the TIP that once implemented, are anticipated to make progress toward achieving the provider’s targets.

7.2 Transit Safety Investments in the TIP

The Hernando/Citrus MPO’s TIP was developed and is managed in cooperation with TheBus and Citrus County Transit public transportation providers(s) in the MPO area. It reflects the investment priorities established in the Hernando/Citrus MPO’s 2045 Long Range Transportation Plan

The Hernando/Citrus MPO TIP has been evaluated and the anticipated effect of the overall program is that, once implemented, progress will be made towards achieving the transit safety performance targets. The Hernando/Citrus MPO will continue to coordinate with TheBus and Citrus Transit to maintain and improve the safety of the region's transit system and maintain transit assets in a state of good repair.

FTA funding, as programmed by the region's transit providers and FDOT, is used for programs and products to improve the safety of the region's transit systems. The focus of Hernando/Citrus MPO's investments that address transit safety include

- Bus and other vehicle purchases and replacements
- Equipment purchases and replacements (including retrofits)
- Repair, rehabilitation, and replacement of transit facilities
- Repair, rehabilitation, and replacement of transit infrastructure

Transit safety is a consideration in the methodology Hernando/Citrus MPO uses to select projects for inclusion in the TIP. The TIP includes specific investment priorities that support all of the MPO's goals, including transit safety, using a prioritization and project selection process established in the LRTP. This process evaluates projects that, once implemented, are anticipated to improve transit safety in the MPO's planning area. This prioritization process considers factors such as

The Hernando/Citrus MPO's TIP has been evaluated and the anticipated effect of the overall program is that, once implemented, progress will be made towards achieving the transit safety performance targets. The Hernando/Citrus MPO will continue to coordinate with the TheBus and Citrus County Transit to maintain and improve the safety of the region's transit system and maintain transit assets in a state of good repair.

For more information on these programs and projects, see Appendix H of the TIP that shows the planned transit projects and investments.

APPENDIX C: FY2022 – FY 2023 LIST OF PRIORITY PROJECTS

Table 3: Hernando/Citrus MPO Major Improvement and Congestion Management Program List of Priority Projects

RANK	FPN	AGENCY	FACILITY	FROM	TO	ACTIVITY	PROJECT PHASE	YEAR	COST
1	257165 5	FDOT	US 41 (SR 45) (N. Florida Ave.)	N of N Sportsman Pt	E of Arlington	Add 2 lanes (existing 2)	ROW	2026	
1	257165 2	FDOT	US 41 (SR 45) (N. Florida Ave.)	E Arlington St	SR 200 (N. Carl G Rose Hwy.)	Add 2 lanes (existing 2)	ROW	Underway	
2	257298 3	FDOT	CR 578 (County Line Road)	East of East Rd	Springtime St	Add 2 lanes (existing 2)			
2	257298 4	FDOT	CR 578 (County Line Road)	East of Mariner Blvd	W of the Suncoast Parkway	Add 2 lanes (existing 2)			
3		FDOT	Croft Ave.	SR 44 (E. Gulf to Lake Hwy.)	E. Hayes St.	Add 2 lanes (existing 2)			
4		FDOT	US 41/SR 50A One Way Pairs	W. of Mildred Ave.	US 41/SR 50A intersection	Complete Streets	To be implemented after US 98 realignment completed		
5		FDOT	CR 490A (W. Grover Cleveland Blvd.)	US 19 (SR 55)/US 98	CR 491 (S. Lecanto Hwy.)	Add 2 lanes (existing 2)			
6	438613 1	FDOT	US 41 (SR 45) (Broad St.)	Spring Hill Dr.	Powell Rd.	Add 2 lanes (existing 4)			
7		FDOT	CR 491 (N. Lecanto Hwy.)	W. Pine Ridge Blvd.	US 41/SR 45	Add 2 lanes (existing 2)			
8		FDOT	CR 490 (Homosassa Trail)	US 19 (SR 55)/US 98	SR 44 (W. Gulf to Lake Hwy.)	Add 2 lanes (existing 2)			
9	4058225	FDOT	US 19 (SR 55)/US 98	Cardinal Street	Green Acres	Add 2 lanes (existing 4)			
10		FDOT	SR 200 (N Carl G. Rose Hwy)	US 41	Marion County Line	Add 2 lanes (existing 2)			
11		FDOT	CR 485/Cobb Rd	SR 50/50A/Cortez Blvd	US 98 (Ponce de Leon Blvd)	Add 2 lanes (existing 2) realignment of US 98-transfer of ownership between state and county			

RANK	FPN	AGENCY	FACILITY	FROM	TO	ACTIVITY	PROJECT PHASE	YEAR	COST
11a		FDOT	CR 485/Cobb Rd	SR 50/50A/Cortez Blvd	Brooksville Water Reclamation Dr	Add 2 lanes (existing 2)			
11b		FDOT	CR 485/Cobb Rd	Brooksville Water Reclamation Dr	Yontz Rd	Add 2 lanes (existing 2)			
11c		FDOT	CR 485/Cobb Rd	Yontz Rd	US 98	Add 2 lanes (existing 2)			
12	447536 3	FDOT	US 301	Pasco County Line	SR 50/Cortez Blvd	Add 2 lanes (existing 2)	PE		
13		FDOT	Cardinal St	US 19	CR 491	Add 2 lanes (existing 2)			

Table 4: List of Priority Projects (LOPP) Transportation Alternative (TA) Projects FY 2021/2022 by Prioritized Rank

Rank	FPN / Responsible Agency	Project/Corridor	From	To	Area	Project Type	Project Phase/Year
1	4433581 /FDOT	Withlacoochee State Trail (WST) - Rehabilitation	Hernando/Citrus County Line	Citrus/Marion County Line	CC	TA	RRR 2021
		Section d (6.38 Miles)	Citrus/Hernando County Border	Floral City	CC	TA	RRR 2021
		Section e (6.97 Miles)	Floral City	North Apopka Ave.	CC	TA	RRR 2021
		Section f (5.07 Miles)	North Apopka Ave.	Norvell Bryant Hwy.	CC	TA	RRR 2021
		Section g (5.05 Miles)	Norvell Bryant Hwy.	CR 491	CC/INV	TA	RRR 2021
		Section h (5.34 Miles)	CR 491	Citrus/Marion County Border	CC	TA	RRR 2021
2		Rock Crusher Sidewalk	W. Homosassa Trail (CR490)	W. Gulf to Bay Hwy (SR44)	CC	TA	No Application
3		Sunshine Grove Rd. - Sidewalk	Ken Austin Pkwy.	Hexam Rd.	HC	TA	Application Submitted
4		Three Sisters Springs Connector - Multi-Use Trail	US 19/Kings Bay Drive	486 Trail	CC/CR	TBD	Application Submitted
5		California St./Powell Rd. - Sidewalk	Spring Hill Dr./California St.	Powell Rd./Rowan Rd.	HC	TA	Application Submitted
6		Ft. Island Trail - Multi-Use Trail	Gulf of Mexico	Three Sisters Trail	CC/CR	TBD	Consultant Study Complete/ETDM
7		Cobblestone Dr. - Sidewalk	Pinehurst Dr.	County Line Rd.	HC	TA	Application Submitted
8		Sugarmill Woods - Multi-Use Trail along US 98	Oak Village Blvd.	Trailhead/Parking lot near the Suncoast Parkway II	CC	TA	No Application
9		W. Linden Dr. - Sidewalk	Spring Hill Dr.	Mariner Blvd.	HC	TA	Application Submitted
10		W. Cardinal St. - Sidewalk	US 19 (S. Suncoast Blvd.)	S. Lecanto Hwy (CR 491)	CC	TA	No Application
11		Amero Ln. - Sidewalk	Coronado Dr.	Anderson Snow Rd.	HC	TA	Application Submitted
12		E. Vine St.& E. Gospel Is. Rd.- Sidewalk	N. Apopka Ave.	W. Gulf to Lake Hwy (SR 44)	CC	TA	No Application
13		Nightwalker Rd. - Sidewalk	Cortez Blvd. (SR 50)	Madrid Rd.	HC	TA	Application Submitted
14		N. Independence Hwy. - PS/Sidewalk	E. Gulf to Lake Hwy (SR 44)	N. Florida Ave (US 41)	CC	TA	No Application
15		Good Neighbor Trail (GNT) - Rehabilitation	Jefferson St.	Jasmine St.	COB/HC	TA	Application Submitted
16		US 19 Trailhead & Crossing	Crosstown Trail at US 19 - (In City of Crystal River)		CC/CR	TA	No Application

Rank	FPN / Responsible Agency	Project/Corridor	From	To	Area	Project Type	Project Phase/Year
17		Withlacoochee State Trail (WST) – Reconstruction	Pasco/Hernando County Line	Citrus/Hernando County Line	HC	TBD	No Application
		Section a (3.15 Miles)	Pasco/Hernando Border	SR 50	HC	TBD	No Application
		Section b (5.15 Miles)	SR 50	Croom Rd.	HC	TBD	No Application
		Section c (5.90 Miles)	Croom Rd.	Hernando/Citrus Border	HC	TBD	No Application
18		South Apopka Connector - Phase I	Dampier St.	Highland Blvd.	CC/INV	TA	No Application
19		Suncoast Trail/U.S. 98 - Trailhead/Restroom	Suncoast Trail/US 98		HC	TA	No Application
20		W. Halls River Rd. (CR 490A) - Sidewalk	S. Riverview Circle	US 19 (S. Suncoast Blvd.)	CC	TA	No Application
21		Spring Hill Dr. - Sidewalk	US 19	Ken Lake Ave.	HC	TA	No Application
22		Eden Dr. Connector/Sidewalk	WST	Martinis Dr.	CC/INV	TA	No Application
23		Spring Hill Dr. - Sidewalk	Spring Park Way	US 41	HC	TA	Application Submitted
24		Forest Dr. Sidewalk	W. Main St. (SR44)	Independence Hwy.	CC	TA	No Application
25		Turner Camp Rd./Ella Ave. - PS/Sidewalk	US 41	Inverness MS	CC	TA	No Application
26		Citrus Springs Blvd. - Bicycle Lane/PS	Dunklin Blvd.	W. Deltona Blvd.	CC	TA	No Application
27		Suncoast Trail (SCT) – Rehabilitation	County Line Road	US 98	HC	TA	Application Submitted
		Section a	County Line Road	Spring Hill Drive	HC	TBD	Application Submitted
		Section b	Spring Hill Drive	SR 50	HC	TBD	Application Submitted
		Section c	SR 50	US 98	HC	TBD	Application Submitted
		Section d	Centralia Rd.	US 98	HC	TBD	Application Submitted
28		Elkcam Blvd. - Bicycle Lane/PS	Pine Ridge Blvd	N Citrus Springs Blvd.	CC	TA	No Application
29		Pine Ridge Blvd. - Multiuse Trail	CR 486	CR 491	CC	TA	No Application
30		South Apopka Connector - Phase II	Highland Blvd.	E Anna Jo Dr.	CC/INV	TA	No Application
31		Mossy Oak Sidewalk	US 41 and Eden Dr.	WST	CC	TA	No Application
32		Sugarmill Woods Bicycle Lane along:			CC	TA	No Application
		Section a. W. Oak Park Blvd.	Shoppes at Sugarmill Woods	Corkwood Blvd.	CC	TA	No Application
		Section b. Cypress Blvd. E	W. Oak Park Blvd.	Cypress Circle E	CC	TA	No Application
		Section c. Corkwood Blvd.	W. Oak Park Blvd.	Cypress Blvd. E	CC	TA	No Application

Rank	FPN / Responsible Agency	Project/Corridor	From	To	Area	Project Type	Project Phase/Year
33		W. Miss Maggie Dr. (CR 480) - Sidewalk/PS	Chassowitzka River Campground	US 19 (S. Suncoast Blvd.)	CC	TA	ROW issues
34		North Ave. - Sidewalk	Howell Ave.	Zoller St.	COB	TA	ROW issues
35		Kass Circle Improvements	Kass Circle		HC	TA	Under Review

APPENDIX D: TIP FISCAL SUMMARY

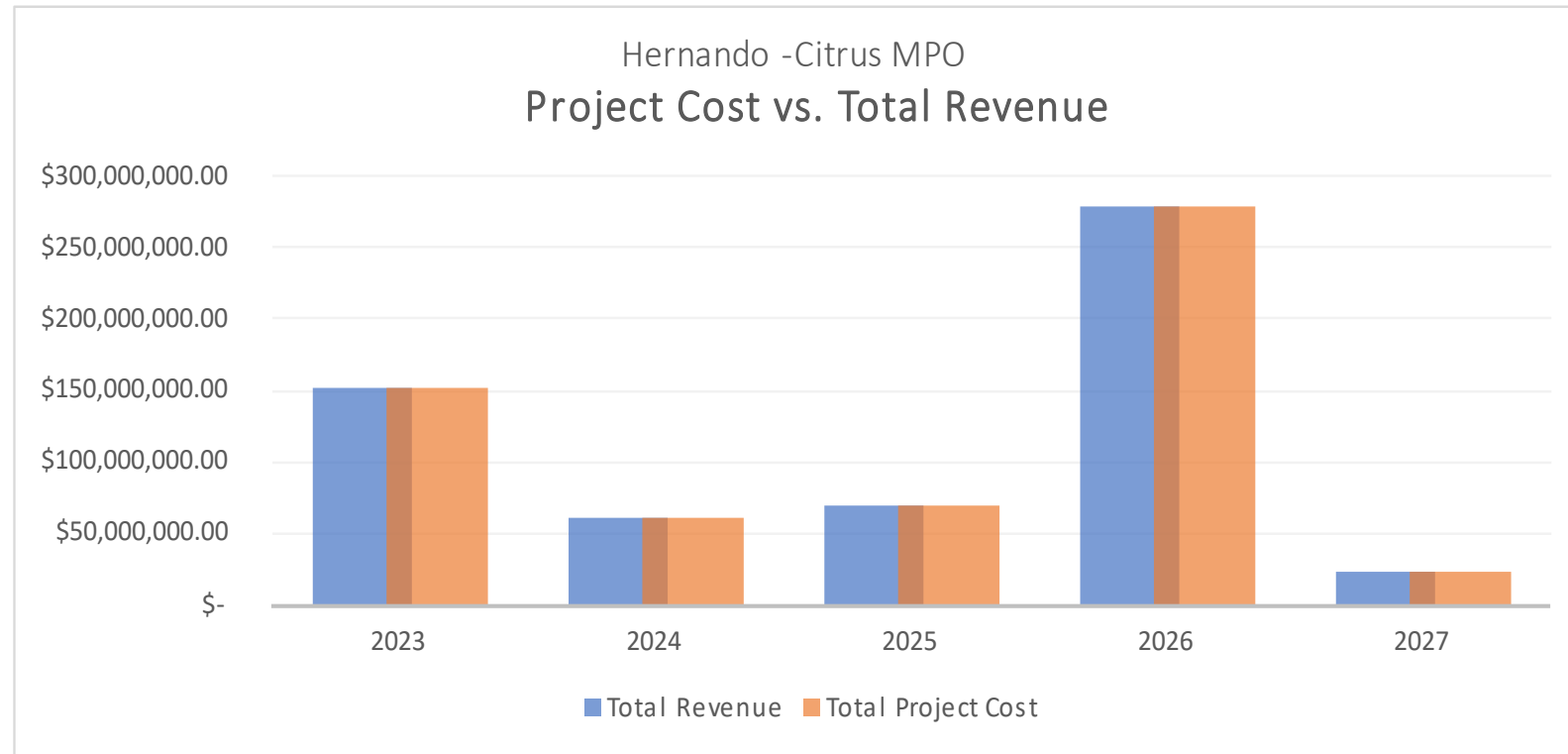
Table 5: Five-Year TIP Fund Summary for District 7 by Fund Code

Fund	Fund Name	<2023	2023	2024	2025	2026	2027	>2027	All Years
ACNP	ADVANCE CONSTRUCTION NHPP	\$542,191	\$1,544,400			\$43,543,802			\$45,630,393
ACNR	AC NAT HWY PERFORM RESURFACING				\$6,366,928				\$6,366,928
ACSA	ADVANCE CONSTRUCTION (SA)	\$1,326,520							\$1,326,520
ACSL	ADVANCE CONSTRUCTION (SL)	\$28,902							\$28,902
ACSN	ADVANCE CONSTRUCTION (SN)	\$398,292	\$688,365						\$1,086,657
CM	CONGESTION MITIGATION - AQ	\$1,618,165		\$21,469	\$1,716,245				\$3,355,879
D	UNRESTRICTED STATE PRIMARY	\$60,969,865	\$3,793,655	\$3,793,655	\$3,793,655	\$3,758,656	\$3,758,656		\$79,868,142
DDR	DISTRICT DEDICATED REVENUE	\$14,768,424	\$19,125,152	\$22,767,802	\$12,022,681	\$3,016,947	\$3,929,539		\$75,630,545
DEM	ENVIRONMENTAL MITIGATION	\$2,095							\$2,095
DI	ST. - S/W INTER/INTRASTATE HWY	\$1,015,094	\$12,459,862						\$13,474,956
DIH	STATE IN-HOUSE PRODUCT SUPPORT	\$1,130,857	\$522,678	\$361,239	\$474,852	\$305,892	\$210,000		\$3,005,518
DPTO	STATE - PTO	\$2,730,288	\$1,141,790	\$1,223,732	\$415,492	\$175,730	\$409,600		\$6,096,632
DS	STATE PRIMARY HIGHWAYS & PTO	\$9,022,541	\$2,006,000	\$590,499	\$416,509	\$25,385			\$12,060,934
DU	STATE PRIMARY/FEDERAL REIMB	\$12,136,440	\$572,409	\$594,795	\$551,049	\$518,046	\$693,382		\$15,066,121
FAA	FEDERAL AVIATION ADMIN		\$535,500	\$90,000	\$954,900				\$1,580,400
FTA	FEDERAL TRANSIT ADMINISTRATION	\$16,193,786	\$2,500,000	\$2,150,000	\$2,500,000	\$2,500,000			\$25,843,786
GFSA	GF STPBG ANY AREA	\$4,156,298							\$4,156,298
GFSN	GF STPBG	\$291,351	\$40,297						\$331,648
GMR	GROWTH MANAGEMENT FOR SIS	\$3,044,099							\$3,044,099
GRSC	GROWTH MANAGEMENT FOR SCOP		\$1,263,491	\$1,612,683	\$1,680,000	\$1,536,130			\$6,092,304
LF	LOCAL FUNDS	\$28,577,364	\$4,162,052	\$4,626,309	\$3,181,035	\$2,872,764	\$1,605,782		\$45,025,306
LFP	LOCAL FUNDS FOR PARTICIPATING		\$486,428						\$486,428
NHPP	IM, BRDG REPL, NATNL HWY-MAP21	\$37,381,382							\$37,381,382
PKBD	TURNPIKE MASTER BOND FUND		\$48,297,881			\$85,264,026			\$133,561,907
PKED	2012 SB1998-TURNPIKE FEEDER RD	\$22,486,533	\$16,211,343						\$38,697,876
PKYI	TURNPIKE IMPROVEMENT	\$20,612,163	\$31,307,161	\$14,020,000	\$23,550,000	\$129,136,526	\$11,004,588	\$1,191	\$229,631,629

Fund	Fund Name	<2023	2023	2024	2025	2026	2027	>2027	All Years
PL	METRO PLAN (85% FA; 15% OTHER)		\$1,124,716	\$684,220	\$691,288	\$698,497	\$698,497		\$3,897,218
SA	STP, ANY AREA	\$2,980,200	\$1,187,071	\$4,883,909	\$9,673,257	\$2,603,072			\$21,327,509
SCED	2012 SB1998-SMALL CO OUTREACH		\$256,410	\$363,750	\$486,148	\$487,805			\$1,594,113
SCOP	SMALL COUNTY OUTREACH PROGRAM		\$167,618	\$405,008	\$976	\$478,049			\$1,051,651
SCWR	2015 SB2514A-SMALL CO OUTREACH		\$303,333			\$256,848			\$560,181
SL	STP, AREAS <= 200K	\$2,766,482	\$12,500	\$592,722					\$3,371,704
SN	STP, MANDATORY NON-URBAN <= 5K	\$3,002,554	\$660,115	\$657,889	\$648,708	\$650,519	\$635,234		\$6,255,019
SR2T	SAFE ROUTES - TRANSFER	\$510,551		\$1,237,113					\$1,747,664
TALL	TRANSPORTATION ALTS- <200K		\$341,176	\$340,026					\$681,202
TALT	TRANSPORTATION ALTS- ANY AREA	\$188,977	\$359,042	\$447,609					\$995,628
	Total	\$247,881,414	\$151,070,445	\$61,464,429	\$69,123,723	\$277,828,694	\$22,945,278	\$1,191	\$830,315,174

Source: Provided by FDOT 04/11/2022

Fiscal Constraint (FY 2023-FY 2027) – **Total Revenue** (Appendix D TIP Fiscal Summary) matches the **Total Project Cost** by year: Five Year Funding Project) as shown in the table and chart below.



Source: Provided by FDOT 04/19/2022

Table 6 Fiscal Constraint Total Project Costs and Revenue by year, Hernando Citrus MPO Area

	2023	2024	2025	2026	2027
Total Revenue	\$151,070,445.00	\$61,464,429.00	\$69,123,723.00	\$277,828,694.00	\$22,945,278.00
Total Project Cost	\$151,070,445.00	\$61,464,429.00	\$69,123,723.00	\$277,828,694.00	\$22,945,278.00

Source: Provided by FDOT 04/19/2022

APPENDIX E: FIVE YEAR FUNDED PROJECTS

FDOT FIVE YEAR WORK PROGRAM FY FY2023-2027

Highways

Information for Item Number: 257165 3

PROJECT DESCRIPTION: US 41 (SR 45) FROM SR 44 TO S OF WITHLACOOCHEE TRAIL BRIDGE *NON-SIS*
 TYPE OF WORK: ADD LANES & RECONSTRUCT
 EXTRA DESCRIPTION: 2 TO 4 LANES
 LRTP 2045 REFERENCE: OBJECTIVE 3; GOAL 3; OBJECTIVES 4 & 7

COUNTY: CITRUS
 DISTRICT: 07
 PROJECT LENGTH: 0.936MI

Table 7: Item Number: 257165 3 Project Detail by Phase, Fund Code and Fiscal Year (2023 – 2027)

PHASE / RESPONSIBLE AGENCY	FUND CODE:	<2023	2023	2024	2025	2026	2027	>2027	ALL YEARS
RIGHT OF WAY / MANAGED BY FDOT	ACSA-ADVANCE CONSTRUCTION (SA)	\$923,135							\$923,135
RIGHT OF WAY / MANAGED BY FDOT	ACSN-ADVANCE CONSTRUCTION (SN)	\$385,792							\$385,792
RIGHT OF WAY / MANAGED BY FDOT	CM-CONGESTION MITIGATION - AQ	\$1,618,165							\$1,618,165
RIGHT OF WAY / MANAGED BY FDOT	DDR-DISTRICT DEDICATED REVENUE	\$4,351,495							\$4,351,495
RIGHT OF WAY / MANAGED BY FDOT	DIH-STATE IN-HOUSE PRODUCT SUPPORT	\$461,000							\$461,000
RIGHT OF WAY / MANAGED BY FDOT	DS-STATE PRIMARY HIGHWAYS & PTO	\$1,076,868							\$1,076,868
RIGHT OF WAY / MANAGED BY FDOT	GFSA-GF STPBG ANY AREA	\$4,156,298							\$4,156,298
RIGHT OF WAY / MANAGED BY FDOT	GFSN-GF STPBG	\$291,351							\$291,351
RIGHT OF WAY / MANAGED BY FDOT	SN-STP, MANDATORY NON-URBAN <= 5K	\$2,940,054							\$2,940,054
RAILROAD & UTILITIES / MANAGED BY FDOT	LF-LOCAL FUNDS		\$1,300,000						\$1,300,000
CONSTRUCTION / MANAGED BY FDOT	ACSN-ADVANCE CONSTRUCTION (SN)		\$688,365						\$688,365
CONSTRUCTION / MANAGED BY FDOT	DDR-DISTRICT DEDICATED REVENUE	\$514	\$11,747,096						\$11,747,610
CONSTRUCTION / MANAGED BY FDOT	DIH-STATE IN-HOUSE PRODUCT SUPPORT		\$186,975						\$186,975
CONSTRUCTION / MANAGED BY FDOT	DS-STATE PRIMARY HIGHWAYS & PTO	\$113	\$823,809						\$823,922
CONSTRUCTION / MANAGED BY FDOT	GFSN-GF STPBG		\$40,297						\$40,297
CONSTRUCTION / MANAGED BY FDOT	SN-STP, MANDATORY NON-URBAN <= 5K		\$647,615						\$647,615
ENVIRONMENTAL / MANAGED BY FDOT	DS-STATE PRIMARY HIGHWAYS & PTO	\$328,679							\$328,679
Totals	Item 257165 3 Total	\$15,533,464	\$15,434,157						\$31,967,621

Table 8: Item 257165 3 Phase Totals by Fiscal Year (2023 – 2027)

PHASE	<2023	2023	2024	2025	2026	2027	>2027	ALL YEARS
RIGHT OF WAY	\$16,204,158							\$16,204,158
RAILROAD & UTILITIES		\$1,300,000						\$1,300,000
CONSTRUCTION	\$627	\$14,134,157						\$14,134,784
ENVIRONMENTAL	\$328,679							\$328,679
Item 257165 3 Phase Totals	\$16,533,464	\$15,434,157						\$31,967,621

Information for Item Number: 257165 4

PROJECT DESCRIPTION: US 41 (SR 45) FROM S OF WITHLACOOCHEE TRAIL BR TO N OF N SPORTSMAN PT *NON-SIS* COUNTY: CITRUS
 TYPE OF WORK: ADD LANES & RECONSTRUCT DISTRICT: 07
 EXTRA DESCRIPTION: 2 TO 4 LANES PROJECT LENGTH: 1.232MI
 LRTP 2045 REFERENCE: GOAL 3, OBJECTIVES 4 & 7

Table 9: Item Number: 257165 4 Project Detail by Phase, Fund Code and Fiscal Year (2023 – 2027)

PHASE / RESPONSIBLE AGENCY	FUND CODE:	<2023	2023	2024	2025	2026	2027	>2027	ALL YEARS
RIGHT OF WAY / MANAGED BY FDOT	DDR-DISTRICT DEDICATED REVENUE	\$2,586,815							\$2,586,815
RIGHT OF WAY / MANAGED BY FDOT	DIH-STATE IN-HOUSE PRODUCT SUPPORT	\$84,397							\$84,397
RIGHT OF WAY / MANAGED BY FDOT	DS-STATE PRIMARY HIGHWAYS & PTO	\$1,531,423							\$1,531,423
CONSTRUCTION / MANAGED BY FDOT	CM-CONGESTION MITIGATION - AQ				\$1,716,245				\$1,716,245
CONSTRUCTION / MANAGED BY FDOT	DDR-DISTRICT DEDICATED REVENUE				\$9,513,921				\$9,513,921
CONSTRUCTION / MANAGED BY FDOT	DIH-STATE IN-HOUSE PRODUCT SUPPORT				\$351,034				\$351,034
CONSTRUCTION / MANAGED BY FDOT	DS-STATE PRIMARY HIGHWAYS & PTO				\$416,509				\$416,509
CONSTRUCTION / MANAGED BY FDOT	SA-STP, ANY AREA				\$8,877,391				\$8,877,391
CONSTRUCTION / MANAGED BY FDOT	SN-STP, MANDATORY NON-URBAN <= 5K				\$636,208				\$636,208
Totals	Item: 257165 4 Totals	\$4,202,635			\$21,511,308				\$25,713,943

Table 10: Item 257165 4 Phase Totals by Fiscal Year (2023 – 2027)

PHASE	<2023	2023	2024	2025	2026	2027	>2027	ALL YEARS
RIGHT OF WAY	\$4,202,635							\$4,202,635
CONSTRUCTION				\$21,511,308				\$21,511,308
Item: 257165 4 Phase Totals	\$4,202,635			\$21,511,308				\$25,713,943

Information for Item Number: 257165 5

NUMBER 1 ON THE LIST OF PRIORITY PROJECTS FOR CONGESTION MANAGEMENT PROGRAM

PROJECT DESCRIPTION: US 41(SR 45) FROM N OF SPORTSMAN POINT TO E OF ARLINGTON ST *NON-SIS*
 TYPE OF WORK: ADD LANES & RECONSTRUCT
 EXTRA DESCRIPTION: 2 TO 4 LANES

L RTP 2045 REFERENCE: GOAL 3, OBJECTIVES 4 & 7
 COUNTY: CITRUS
 DISTRICT: 07
 PROJECT LENGTH: 0.572MI

Table 11: Item 257165 5 Project Detail by Phase, Fund Code and Fiscal Year (2023 – 2027)

PHASE / RESPONSIBLE AGENCY	FUND CODE:	<2023	2023	2024	2025	2026	2027	>2027	ALL YEARS
RIGHT OF WAY / MANAGED BY FDOT	CM-CONGESTION MITIGATION - AQ			\$21,469					\$21,469
RIGHT OF WAY / MANAGED BY FDOT	DDR-DISTRICT DEDICATED REVENUE					\$779,450	\$3,119,539		\$3,898,989
RIGHT OF WAY / MANAGED BY FDOT	DIH-STATE IN-HOUSE PRODUCT SUPPORT					\$210,000	\$210,000		\$420,000
RIGHT OF WAY / MANAGED BY FDOT	SN-STP, MANDATORY NON-URBAN <= 5K			\$645,389		\$638,019	\$635,234		\$1,918,642
Totals	Phase: RIGHT OF WAY Totals			\$666,858		\$1,627,469	\$3,964,773		\$6,259,100
	Item: 257165 5 Totals			\$666,858		\$1,627,469	\$3,964,773		\$6,259,100
	Project Total	\$20,736,099	\$15,434,157	\$666,858	\$21,511,308	\$1,627,469	\$3,964,773		\$59,975,891

Information for Item Number: 432582 1

PROJECT DESCRIPTION: SR 44 FROM E OF W NORVELL BRYANT HWY TO W OF N LOPP PT *SIS*
 TYPE OF WORK: RESURFACING
 EXTRA DESCRIPTION: 4 LANES
 L RTP 2045 REFERENCE: GOAL 4, OBJECTIVE 1; GOAL 6 OBJECTIVE 1

COUNTY: CITRUS
 DISTRICT: 07
 PROJECT LENGTH: 2.333MI

Table 12: Item 432582 1 Project Detail by Phase, Fund Code and Fiscal Year 2023 – 2027

PHASE / RESPONSIBLE AGENCY	FUND CODE	<2023	2023	2024	2025	2026	2027	>2027	ALL YEARS
PRELIMINARY ENGINEERING / MANAGED BY FDOT	DDR-DISTRICT DEDICATED REVENUE	\$37,339							\$37,339
PRELIMINARY ENGINEERING / MANAGED BY FDOT	DEM-ENVIRONMENTAL MITIGATION	\$224							\$224
PRELIMINARY ENGINEERING / MANAGED BY FDOT	DIH-STATE IN-HOUSE PRODUCT SUPPORT	\$46,758							\$46,758
PRELIMINARY ENGINEERING / MANAGED BY FDOT	DS-STATE PRIMARY HIGHWAYS & PTO	\$1,089,257							\$1,089,257
CONSTRUCTION / MANAGED BY FDOT	DDR-DISTRICT DEDICATED REVENUE		\$4,989,959						\$4,989,959
CONSTRUCTION / MANAGED BY FDOT	DIH-STATE IN-HOUSE PRODUCT SUPPORT		\$66,830						\$66,830
CONSTRUCTION / MANAGED BY FDOT	DS-STATE PRIMARY HIGHWAYS & PTO	\$32,142							\$32,142
Totals	Item: 432582 1 Totals	\$1,205,720	\$5,056,789						\$6,262,509
	Project Totals	\$1,205,720	\$5,056,789						\$6,262,509

Table 13: Item 432582 1 Phase Totals by Fiscal Year (2023 – 2027)

PHASE	<2023	2023	2024	2025	2026	2027	>2027	ALL YEARS
PRELIMINARY ENGINEERING	\$1,173,578							\$1,173,578
CONSTRUCTION	\$32,142	\$5,056,789						\$5,088,931
Item: 432582 1 Phase Totals	\$1,205,720	\$5,056,789						\$6,262,509

Information for Item Number: 437515 1

PROJECT DESCRIPTION: US 19/US 98/SR 55/N SUNCOAST BLVD FR NE 1ST ST TO S OF NW SNUG HARBOR *SIS*
 TYPE OF WORK: RESURFACING
 EXTRA DESCRIPTION: 4 LANES
 LRTP 2045 REFERENCE: GOAL 4, OBJECTIVE 1; GOAL 6 OBJECTIVE 1

COUNTY: CITRUS
 DISTRICT: 07
 PROJECT LENGTH: 1.174MI

Table 14: Item 437515 1 Project Detail by Phase, Fund Code and Fiscal Year 2023 – 2027

PHASE / RESPONSIBLE AGENCY	FUND CODE:	<2023	2023	2024	2025	2026	2027	>2027	ALL YEARS
PRELIMINARY ENGINEERING / MANAGED BY FDOT	DIH-STATE IN-HOUSE PRODUCT SUPPORT		\$1,000						\$1,000
PRELIMINARY ENGINEERING / MANAGED BY FDOT	DS-STATE PRIMARY HIGHWAYS & PTO		\$703,650						\$703,650
CONSTRUCTION / MANAGED BY FDOT	DIH-STATE IN-HOUSE PRODUCT SUPPORT					\$39,046			\$39,046
CONSTRUCTION / MANAGED BY FDOT	DS-STATE PRIMARY HIGHWAYS & PTO					\$25,385			\$25,385
CONSTRUCTION / MANAGED BY FDOT	SA-STP, ANY AREA					\$2,603,072			\$2,603,072
Totals	Item: 437515 1 Totals		\$704,650			\$2,667,503			\$3,372,153
	Project Totals		\$704,650			\$2,667,503			\$3,372,153

Table 15: Item 437515 1 Phase Totals by Fiscal Year (2023 – 2027)

PHASE	<2023	2023	2024	2025	2026	2027	>2027	ALL YEARS
PRELIMINARY ENGINEERING		\$704,650						\$704,650
CONSTRUCTION					\$2,667,503			\$2,667,503
Item: 437515 1 Phase Totals		\$704,650			\$2,667,503			\$3,372,153

Information for Item Number: 440250 1

PROJECT DESCRIPTION: US 98/SR700/W PONCE DE LEON BLVD FROM HERNANDO CO/L TO US 19/SR55 *SIS*
 EXTRA DESCRIPTION: 4 LANES
 TYPE OF WORK: RESURFACING
 LRTP 2045 REFERENCE: GOAL 4, OBJECTIVE 1; GOAL 6 OBJECTIVE 1

COUNTY: CITRUS
 DISTRICT: 07
 PROJECT LENGTH: 3.382MI

Table 16: Item 440250 1 Project Detail by Phase, Fund Code and Fiscal Year 2023 – 2027

PHASE / RESPONSIBLE AGENCY	FUND CODE:	<2023	2023	2024	2025	2026	2027	>2027	ALL YEARS
PRELIMINARY ENGINEERING / MANAGED BY FDOT	DDR-DISTRICT DEDICATED REVENUE	\$417,279							\$417,279
PRELIMINARY ENGINEERING / MANAGED BY FDOT	DIH-STATE IN-HOUSE PRODUCT SUPPORT	\$21,181							\$21,181
PRELIMINARY ENGINEERING / MANAGED BY FDOT	DS-STATE PRIMARY HIGHWAYS & PTO	\$489,527							\$489,527
CONSTRUCTION / MANAGED BY FDOT	DIH-STATE IN-HOUSE PRODUCT SUPPORT			\$73,812					\$73,812
CONSTRUCTION / MANAGED BY FDOT	DS-STATE PRIMARY HIGHWAYS & PTO			\$590,499					\$590,499
CONSTRUCTION / MANAGED BY FDOT	SA-STP, ANY AREA			\$4,883,909					\$4,883,909
Totals	Item: 440250 1 Totals	\$927,987		\$5,548,220					\$6,476,207
	Project Totals	\$927,987		\$5,548,220					\$6,476,207

Table 17: Item 440250 1 Phase Totals by Fiscal Year (2023 – 2027)

PHASE	<2023	2023	2024	2025	2026	2027	>2027	ALL YEARS
PRELIMINARY ENGINEERING	\$927,987							\$927,987
CONSTRUCTION			\$5,548,220					\$5,548,220
Item: 440250 1 Phase Totals	\$927,987		\$5,548,220					\$6,476,207

Information for Item Number: 441095 1

PROJECT DESCRIPTION: E WITHLACOOCHEE TRL/CR 39 FROM W OF E TASHA CT TO E SCOTT LANE *NON-SIS*
 TYPE OF WORK: RESURFACING
 EXTRA DESCRIPTION: 2 LANES
 LRTP 2045 REFERENCE: GOAL 4, OBJECTIVE 1; GOAL 6, OBJECTIVE 1

COUNTY: CITRUS
 DISTRICT: 07
 PROJECT LENGTH: 1.518MI

Table 18: Item 441095 1 Project Detail by Phase, Fund Code and Fiscal Year 2023 – 2027

PHASE / RESPONSIBLE AGENCY	FUND CODE:	<2023	2023	2024	2025	2026	2027	>2027	ALL YEARS
CONSTRUCTION / MANAGED BY CITRUS COUNTY	GRSC-GROWTH MANAGEMENT FOR SCOP		\$731,923						\$731,923
CONSTRUCTION / MANAGED BY CITRUS COUNTY	LFP-LOCAL FUNDS FOR PARTICIPATING		\$293,358						\$293,358
CONSTRUCTION / MANAGED BY CITRUS COUNTY	SCED-2012 SB1998-SMALL CO OUTREACH		\$148,151						\$148,151
Totals	Phase: CONSTRUCTION Totals		\$1,173,432						\$1,173,432
	Item: 441095 1 Totals		\$1,173,432						\$1,173,432
	Project Totals		\$1,173,432						\$1,173,432

Information for Item Number: 441105 1

PROJECT DESCRIPTION: FOREST RIDGE BLVD FROM W LAKE BEVERLY DR TO W COLBERT CT *NON-SIS*
 TYPE OF WORK: SIDEWALK
 EXTRA DESCRIPTION: CONSTRUCT 5' SIDEWALK - FOREST RIDGE ELEMENTARY - SRTS
 LRTP 2045 REFERENCE: GOAL 1, OBJECTIVES 2 & 3; GOAL 3, OBJECTIVES 4 & 7

COUNTY: CITRUS
 DISTRICT: 07
 PROJECT LENGTH: 0.750MI

Table 19: Item 441105 1 Project Detail by Phase, Fund Code and Fiscal Year 2023 – 2027

PHASE / RESPONSIBLE AGENCY	FUND CODE:	<2023	2023	2024	2025	2026	2027	>2027	ALL YEARS
PRELIMINARY ENGINEERING / MANAGED BY FDOT	SR2T-SAFE ROUTES - TRANSFER			\$407,066					\$407,066
Totals	Phase: Preliminary Engineering Totals			\$407,066					\$407,066
	Item: 441105 1 Totals			\$407,066					\$407,066
	Project Totals			\$407,066					\$407,066

Information for Item Number: 443411 1

PROJECT DESCRIPTION: E TRAILS END/CR 39A FROM E WYMAR TR TO S WITHLAPOPKA DR *NON-SIS*
 TYPE OF WORK: RESURFACING
 EXTRA DESCRIPTION: 2 LANES
 LRTP 2045 REFERENCE: GOAL 4, OBJECTIVE 1; GOAL 6, OBJECTIVE 1

COUNTY: CITRUS
 DISTRICT: 07
 PROJECT LENGTH: 1.666MI

Table 20: Item 443411 1 Project Detail by Phase, Fund Code and Fiscal Year 2023 – 2027

PHASE / RESPONSIBLE AGENCY	FUND CODE:	<2023	2023	2024	2025	2026	2027	>2027	ALL YEARS
CONSTRUCTION / MANAGED BY CITRUS COUNTY	LFP-LOCAL FUNDS FOR PARTICIPATING		\$193,070						\$193,070
CONSTRUCTION / MANAGED BY CITRUS COUNTY	SCED-2012 SB1998-SMALL CO OUTREACH		\$108,259						\$108,259
CONSTRUCTION / MANAGED BY CITRUS COUNTY	SCOP-SMALL COUNTY OUTREACH PROGRAM		\$167,618						\$167,618
CONSTRUCTION / MANAGED BY CITRUS COUNTY	SCWR-2015 SB2514A-SMALL CO OUTREACH		\$303,333						\$303,333
Totals	Phase: CONSTRUCTION Totals		\$772,280						\$772,280
	Item: 443411 1 Totals		\$772,280						\$772,280
	Project Totals		\$772,280						\$772,280

Information for Item Number: 443981 1

PROJECT DESCRIPTION: US 41/SR 45 FROM SOUTH OF SR 44 TO E GRACE STREET *SIS*
 TYPE OF WORK: TRAFFIC OPS IMPROVEMENT
 EXTRA DESCRIPTION: SB LEFT TURN LANE AND 7 FT BUFFERED BIKE LANE
 LRTP 2045 REFERENCE: GOAL 1, OBJECTIVES 2 & 3, GOAL 3, OBJECTIVES 3, 4, & 7

COUNTY: CITRUS
 DISTRICT: 07
 PROJECT LENGTH: 0.243MI

Table 21: Item 443981 1 Project Detail by Phase, Fund Code and Fiscal Year (2023 – 2027)

PHASE / RESPONSIBLE AGENCY	FUND CODE	<2023	2023	2024	2025	2026	2027	>2027	ALL YEARS
PRELIMINARY ENGINEERING / MANAGED BY FDOT	DIH-STATE IN-HOUSE PRODUCT SUPPORT		\$1,000						\$1,000
PRELIMINARY ENGINEERING / MANAGED BY FDOT	DS-STATE PRIMARY HIGHWAYS & PTO		\$453,133						\$453,133
CONSTRUCTION / MANAGED BY FDOT	DDR-DISTRICT DEDICATED REVENUE			\$1,188,031					\$1,188,031
CONSTRUCTION / MANAGED BY FDOT	DIH-STATE IN-HOUSE PRODUCT SUPPORT			\$17,731					\$17,731
Totals	Item: 443981 1 Totals		\$454,133	\$1,205,762					\$1,659,895
	Project Totals		\$454,133	\$1,205,762					\$1,659,895

Table 22: Item 443981 1 Phase Totals by Fiscal Year (2023 – 2027)

PHASE	<2023	2023	2024	2025	2026	2027	>2027	ALL YEARS
PRELIMINARY ENGINEERING		\$454,133						\$454,133
CONSTRUCTION			\$1,205,762					\$1,205,762
Item: 443981 1 Phase Total		\$454,133	\$1,205,762					\$1,659,895

Information for Item Number: 445661 1

PROJECT DESCRIPTION: DUNKENFIELD AVE FROM W VENABLE ST TO N OF MARION WAY *NON-SIS*
 TYPE OF WORK: RESURFACING
 EXTRA DESCRIPTION: 2 LANES
 LRTP 2045 REFERENCE: GOAL 4, OBJECTIVE 1; GOAL 6, OBJECTIVE 1

COUNTY: CITRUS
 DISTRICT: 07
 PROJECT LENGTH: 1.930MI

Table 23: Item 445661 1 Project Detail by Phase, Fund Code and Fiscal Year (2023 – 2027)

PHASE / RESPONSIBLE AGENCY	FUND CODE	<2023	2023	2024	2025	2026	2027	>2027	ALL YEARS
CONSTRUCTION / MANAGED BY CITRUS COUNTY	GRSC-GROWTH MANAGEMENT FOR SCOP			\$1,465,476					\$1,465,476
CONSTRUCTION / MANAGED BY CITRUS COUNTY	LF-LOCAL FUNDS			\$556,981					\$556,981
CONSTRUCTION / MANAGED BY CITRUS COUNTY	SCOP-SMALL COUNTY OUTREACH PROGRAM			\$205,469					\$205,469
Totals	Phase: CONSTRUCTION Totals			\$2,227,926					\$2,227,926
	Item: 445661 1 Totals			\$2,227,926					\$2,227,926
	Project Totals			\$2,227,926					\$2,227,926

Information for Item Number: 448040 1

PROJECT DESCRIPTION: SR 44/E GULF TO LAKE HWY FROM E OF US 41 TO SUMTER COUNTY LINE *SIS*
 TYPE OF WORK: RESURFACING
 EXTRA DESCRIPTION: 4 LANES
 LRTP 2045 REFERENCE: GOAL 4, OBJECTIVE 1; GOAL 6, OBJECTIVE 1

COUNTY: CITRUS
 DISTRICT: 07
 PROJECT LENGTH: 6.695MI

Table 24: Item 448040 1 Project Detail by Phase, Fund Code and Fiscal Year (2023 – 2027)

PHASE / RESPONSIBLE AGENCY	FUND CODE	<2023	2023	2024	2025	2026	2027	>2027	ALL YEARS
PRELIMINARY ENGINEERING / MANAGED BY FDOT	DDR-DISTRICT DEDICATED REVENUE	\$771,365							\$771,365
PRELIMINARY ENGINEERING / MANAGED BY FDOT	DIH-STATE IN-HOUSE PRODUCT SUPPORT	\$13,000							\$13,000
PRELIMINARY ENGINEERING / MANAGED BY FDOT	DS-STATE PRIMARY HIGHWAYS & PTO	\$5,659							\$5,659
CONSTRUCTION / MANAGED BY FDOT	DDR-DISTRICT DEDICATED REVENUE			\$12,747,948					\$12,747,948
CONSTRUCTION / MANAGED BY FDOT	DIH-STATE IN-HOUSE PRODUCT SUPPORT			\$175,612					\$175,612
Total	Item: 448040 1 Totals	\$790,024		\$12,923,560					\$13,713,584
	Project Totals	\$790,024		\$12,923,560					\$13,713,584

Table 25: Item 448040 1 Phase Totals by Fiscal Year (2023 – 2027)

PHASE	<2023	2023	2024	2025	2026	2027	>2027	ALL YEARS
PRELIMINARY ENGINEERING	\$790,024							\$790,024
CONSTRUCTION			\$12,923,560					\$12,923,560
Item: 448040 1 Phase Totals	\$790,024		\$12,923,560					\$13,713,584

Information for Item Number: 448500 1

PROJECT DESCRIPTION: N DELTONA BLVD FR CR491/N LECANTO HWY TO W HOMEWAY LOOP *NON-SIS*
 TYPE OF WORK: RESURFACING
 EXTRA DESCRIPTION: 2 LANES
 LRTP 2045 REFERENCE: GOAL 4, OBJECTIVE 1; GOAL 6, OBJECTIVE 1

COUNTY: CITRUS
 DISTRICT: 07
 PROJECT LENGTH: 0.379MI

Table 26: Item 448040 1 Project Detail by Phase, Fund Code and Fiscal Year (2023 – 2027)

PHASE / RESPONSIBLE AGENCY	FUND CODE	<2023	2023	2024	2025	2026	2027	>2027	ALL YEARS
CONSTRUCTION / MANAGED BY CITRUS COUNTY	GRSC-GROWTH MANAGEMENT FOR SCOP			\$147,207					\$147,207
CONSTRUCTION / MANAGED BY CITRUS COUNTY	LF-LOCAL FUNDS			\$161,815					\$161,815
CONSTRUCTION / MANAGED BY CITRUS COUNTY	SCOP-SMALL COUNTY OUTREACH PROGRAM			\$199,539					\$199,539
Totals	Phase: CONSTRUCTION Totals			\$508,561					\$508,561
	Item: 448500 1 Totals			\$508,561					\$508,561
	Project Totals			\$508,561					\$508,561

Information for Item Number: 448501 1

PROJECT DESCRIPTION: E TURNER CAMP RD FROM E MATTHEW MEADOW CT TO ROAD TERMINI *NON-SIS*
 TYPE OF WORK: RESURFACING
 EXTRA DESCRIPTION: 2 LANES
 LRTP 2045 REFERENCE: GOAL 4, OBJECTIVE 1; GOAL 6, OBJECTIVE 1

COUNTY: CITRUS
 DISTRICT: 07
 PROJECT LENGTH: 1.684MI

Table 27: Item 448501 1 Project Detail by Phase, Fund Code and Fiscal Year (2023 – 2027)

PHASE / RESPONSIBLE AGENCY	FUND CODE:	<2023	2023	2024	2025	2026	2027	>2027	ALL YEARS
CONSTRUCTION / MANAGED BY CITRUS COUNTY	GRSC-GROWTH MANAGEMENT FOR SCOP				\$1,680,000				\$1,680,000
CONSTRUCTION / MANAGED BY CITRUS COUNTY	LF-LOCAL FUNDS				\$1,011,326				\$1,011,326
CONSTRUCTION / MANAGED BY CITRUS COUNTY	SCED-2012 SB1998-SMALL CO OUTREACH				\$486,148				\$486,148
CONSTRUCTION / MANAGED BY CITRUS COUNTY	SCOP-SMALL COUNTY OUTREACH PROGRAM				\$976				\$976
Totals	Phase: CONSTRUCTION Totals				\$3,178,450				\$3,178,450
	Item: 448501 1 Totals				\$3,178,450				\$3,178,450
	Project Totals				\$3,178,450				\$3,178,450

Information for Item Number: 448502 1

PROJECT DESCRIPTION: W MUSTANG BLVD FROM W MESA VERDE DR TO CR 491 *NON-SIS*
 TYPE OF WORK: RESURFACING
 EXTRA DESCRIPTION: 2 LANES
 LRTP 2045 REFERENCE: GOAL 4, OBJECTIVE 1; GOAL 6, OBJECTIVE 1

COUNTY: CITRUS
 DISTRICT: 07
 PROJECT LENGTH: 0.643MI

Table 28: Item 448502 1 Project Detail by Phase, Fund Code and Fiscal Year (2023 – 2027)

PHASE / RESPONSIBLE AGENCY	FUND CODE:	<2023	2023	2024	2025	2026	2027	>2027	ALL YEARS
CONSTRUCTION / MANAGED BY CITRUS COUNTY	GRSC-GROWTH MANAGEMENT FOR SCOP					\$486,130			\$486,130
CONSTRUCTION / MANAGED BY CITRUS COUNTY	LF-LOCAL FUNDS					\$226,860			\$226,860
Totals	Phase: CONSTRUCTION Totals					\$712,990			\$712,990
	Item: 448502 1 Totals					\$712,990			\$712,990
	Project Totals					\$712,990			\$712,990

Information for Item Number: 449062 1

PROJECT DESCRIPTION: S APOPKA AVE FROM E ANNA JO DR TO US 41
 TYPE OF WORK: RESURFACING
 EXTRA DESCRIPTION: 2 LANES
 LRTP 2045 REFERENCE: GOAL 4, OBJECTIVE 1; GOAL 6, OBJECTIVE 1

DISTRICT: 07
 COUNTY: CITRUS
 PROJECT LENGTH: 3.573MI

Table 29: Item 449062 1 1 Project Detail by Phase, Fund Code and Fiscal Year (2023 – 2027)

PHASE / RESPONSIBLE AGENCY	FUND CODE:	<2023	2023	2024	2025	2026	2027	>2027	ALL YEARS
CONSTRUCTION / RESPONSIBLE AGENCY NOT AVAILABLE	LF-LOCAL FUNDS					\$407,568			\$407,568
CONSTRUCTION / RESPONSIBLE AGENCY NOT AVAILABLE	SCED-2012 SB1998-SMALL CO OUTREACH					\$487,805			\$487,805
CONSTRUCTION / RESPONSIBLE AGENCY NOT AVAILABLE	SCOP-SMALL COUNTY OUTREACH PROGRAM					\$478,049			\$478,049
CONSTRUCTION / RESPONSIBLE AGENCY NOT AVAILABLE	SCWR-2015 SB2514A-SMALL CO OUTREACH					\$256,848			\$256,848
Totals	Phase: CONSTRUCTION Totals					\$1,630,270			\$1,630,270
	Item: 449062 1 Totals					\$1,630,270			\$1,630,270
	Project Totals					\$1,630,270			\$1,630,270

Information for Item Number: 416732 4

PROJECT DESCRIPTION: SR 50 FM WINDMERE RD/BRONSON BL TO E OF US 98/MCKETHAN RD *SIS*
 TYPE OF WORK: ADD LANES & REHABILITATE PVMNT
 EXTRA DESCRIPTION: 4 TO 6 LANES
 LRTP 2045 REFERENCE: GOAL 1, OBJECTIVE 3; GOAL 2, OBJECTIVES 2-4; GOAL 3, OBJECTIVES 4, 8 & 9; GOAL 4, OBJECTIVE 1

COUNTY: HERNANDO
 DISTRICT: 07
 PROJECT LENGTH: 3.488MI

Table 30: Item 416732 4 Project Detail by Phase, Fund Code and Fiscal Year (2023 – 2027)

PHASE / RESPONSIBLE AGENCY	FUND CODE:	<2023	2023	2024	2025	2026	2027	>2027	ALL YEARS
PRELIMINARY ENGINEERING / MANAGED BY FDOT	DDR-DISTRICT DEDICATED REVENUE	\$1,136,147							\$1,136,147
PRELIMINARY ENGINEERING / MANAGED BY FDOT	DEM-ENVIRONMENTAL MITIGATION	\$105							\$105
PRELIMINARY ENGINEERING / MANAGED BY FDOT	DIH-STATE IN-HOUSE PRODUCT SUPPORT	\$21,325							\$21,325
PRELIMINARY ENGINEERING / MANAGED BY FDOT	DS-STATE PRIMARY HIGHWAYS & PTO	\$504,789							\$504,789
PRELIMINARY ENGINEERING / MANAGED BY FDOT	SA-STP, ANY AREA	\$2,860,404							\$2,860,404
PRELIMINARY ENGINEERING / MANAGED BY FDOT	SL-STP, AREAS <= 200K	\$751,255							\$751,255
RIGHT OF WAY / MANAGED BY FDOT	DDR-DISTRICT DEDICATED REVENUE	\$1,393,668							\$1,393,668
RIGHT OF WAY / MANAGED BY FDOT	DIH-STATE IN-HOUSE PRODUCT SUPPORT	\$173,113							\$173,113
RIGHT OF WAY / MANAGED BY FDOT	DS-STATE PRIMARY HIGHWAYS & PTO	\$871,826							\$871,826
RAILROAD & UTILITIES / MANAGED BY FDOT	LF-LOCAL FUNDS	\$4,776,698							\$4,776,698
CONSTRUCTION / MANAGED BY FDOT	ACNP-ADVANCE CONSTRUCTION NHPP	\$161,721							\$161,721
CONSTRUCTION / MANAGED BY FDOT	DDR-DISTRICT DEDICATED REVENUE	\$124,188							\$124,188
CONSTRUCTION / MANAGED BY FDOT	DI-ST. - S/W INTER/INTRASTATE HWY	\$183,720							\$183,720
CONSTRUCTION / MANAGED BY FDOT	DIH-STATE IN-HOUSE PRODUCT SUPPORT	\$2,335							\$2,335
CONSTRUCTION / MANAGED BY FDOT	DS-STATE PRIMARY HIGHWAYS & PTO	\$115,057							\$115,057
CONSTRUCTION / MANAGED BY FDOT	LF-LOCAL FUNDS	\$176,107							\$176,107
CONSTRUCTION / MANAGED BY FDOT	NHPP-IM, BRDG REPL, NATNL HWY-MAP21	\$35,721,084							\$35,721,084
CONTRACT INCENTIVES / MANAGED BY FDOT	ACNP-ADVANCE CONSTRUCTION NHPP		\$1,544,400						\$1,544,400
ENVIRONMENTAL / MANAGED BY FDOT	DDR-DISTRICT DEDICATED REVENUE	\$4,559							\$4,559
Totals	Item: 416732 4 Totals	\$48,978,101	\$1,544,400						\$50,522,501
	Project Totals	\$48,978,101	\$1,544,400						\$50,522,501

Table 31: Item 416732 4 Phase Totals by Fiscal Year (2023 – 2027)

PHASE	<2023	2023	2024	2025	2026	2027	>2027	ALL YEARS
PRELIMINARY ENGINEERING	\$5,274,025							\$5,274,025
RIGHT OF WAY	\$2,438,607							\$2,438,607
RAILROAD AND UTILITIES	\$4,776,698							\$4,776,698
CONSTRUCTION	\$36,484,212							\$36,484,212
CONTRACT INCENTIVES		\$1,544,400						\$1,544,400
ENVIRONMENTAL	\$4,559							\$4,559
Item: 416732 4 Phase Totals	\$48,978,101	\$1,544,400						\$50,522,501

Information for Item Number: 416735 1

PROJECT DESCRIPTION: SR 50/CORTEZ BLVD FROM W OF BUCK HOPE RD TO W OF JEFFERSON STREET *SIS*
 TYPE OF WORK: ADD LANES & REHABILITATE PVMNT
 EXTRA DESCRIPTION: 4 TO 6 LANES
 LRTP 2045 REFERENCE: GOAL 1, OBJECTIVE 3; GOAL 2, OBJECTIVES 2-4; GOAL 3, OBJECTIVES 4, 8&9; GOAL 4, OBJECTIVE 1

COUNTY: HERNANDO
 DISTRICT: 07
 PROJECT LENGTH: 2.557MI

Table 32: Item 416735 1 Project Detail by Phase, Fund Code and Fiscal Year (2023 – 2027)

PHASE / RESPONSIBLE AGENCY	FUND CODE:	<2023	2023	2024	2025	2026	2027	>2027	ALL YEARS
PRELIMINARY ENGINEERING / MANAGED BY FDOT	ACNP-ADVANCE CONSTRUCTION NHPP	\$380,470							\$380,470
PRELIMINARY ENGINEERING / MANAGED BY FDOT	ACSA-ADVANCE CONSTRUCTION (SA)	\$403,385							\$403,385
PRELIMINARY ENGINEERING / MANAGED BY FDOT	ACSL-ADVANCE CONSTRUCTION (SL)	\$27,902							\$27,902
PRELIMINARY ENGINEERING / MANAGED BY FDOT	DDR-DISTRICT DEDICATED REVENUE	\$92,457							\$92,457
PRELIMINARY ENGINEERING / MANAGED BY FDOT	DEM-ENVIRONMENTAL MITIGATION	\$931							\$931
PRELIMINARY ENGINEERING / MANAGED BY FDOT	DIH-STATE IN-HOUSE PRODUCT SUPPORT	\$121,186							\$121,186
PRELIMINARY ENGINEERING / MANAGED BY FDOT	DS-STATE PRIMARY HIGHWAYS & PTO	\$213,248							\$213,248
PRELIMINARY ENGINEERING / MANAGED BY FDOT	NHPP-IM, BRDG REPL, NATNL HWY-MAP21	\$1,660,298							\$1,660,298
PRELIMINARY ENGINEERING / MANAGED BY FDOT	SA-STP, ANY AREA	\$119,796							\$119,796
PRELIMINARY ENGINEERING / MANAGED BY FDOT	SL-STP, AREAS <= 200K	\$1,941,227							\$1,941,227
RIGHT OF WAY / MANAGED BY FDOT	DDR-DISTRICT DEDICATED REVENUE	\$285,200							\$285,200
RIGHT OF WAY / MANAGED BY FDOT	DIH-STATE IN-HOUSE PRODUCT SUPPORT	\$20,000							\$20,000
CONSTRUCTION / MANAGED BY FDOT	ACNP-ADVANCE CONSTRUCTION NHPP					\$41,323,243			\$41,323,243
CONSTRUCTION / MANAGED BY FDOT	DS-STATE PRIMARY HIGHWAYS & PTO	\$34,228							\$34,228
ENVIRONMENTAL / MANAGED BY FDOT	DDR-DISTRICT DEDICATED REVENUE	\$21,742	\$111,446						\$133,188
ENVIRONMENTAL / MANAGED BY FDOT	DS-STATE PRIMARY HIGHWAYS & PTO	\$14,187							\$14,187

Totals	Item: 416735 1 Totals	\$5,336,257	\$111,446			\$41,323,243			\$46,770,946
	Project Totals	\$5,336,257	\$111,446			\$41,323,243			\$46,770,946

Table 33: Item 416735 1 Phase Totals by Fiscal Year (2023 – 2027)

PHASE	<2023	2023	2024	2025	2026	2027	>2027	ALL YEARS
PRELIMINARY ENGINEERING	\$4,960,900							\$4,960,900
RIGHT OF WAY	\$305,200							\$305,200
CONSTRUCTION	\$34,228				\$41,323,243			\$41,357,471
ENVIRONMENTAL	\$35,929	\$111,446						\$147,375
Item: 416735 1 Phase Totals	\$5,336,257	\$111,446			\$41,323,243			\$46,770,946

Information for Item Number: 436733 1

PROJECT DESCRIPTION: US 98 /SR 700/PONCE DE LEON BLVD FROM N OF CR 491 TO N OF LANDFILL RD
 TYPE OF WORK: RESURFACING
 EXTRA DESCRIPTION: 2 LANES
 LRTP 2045 REFERENCE: GOAL 4, OBJECTIVE 1; GOAL 6, OBJECTIVE 1

COUNTY: HERNANDO
 DISTRICT: 07
 PROJECT LENGTH: 2.382MI

Table 34: Item 436733 1 Project Detail by Phase, Fund Code and Fiscal Year (2023 – 2027)

PHASE / RESPONSIBLE AGENCY	FUND CODE:	<2023	2023	2024	2025	2026	2027	>2027	ALL YEARS
PRELIMINARY ENGINEERING / MANAGED BY FDOT	DDR-DISTRICT DEDICATED REVENUE	\$116,706							\$116,706
PRELIMINARY ENGINEERING / MANAGED BY FDOT	DIH-STATE IN-HOUSE PRODUCT SUPPORT	\$11,000	\$100,000						\$111,000
PRELIMINARY ENGINEERING / MANAGED BY FDOT	DS-STATE PRIMARY HIGHWAYS & PTO	\$392							\$392
CONSTRUCTION / MANAGED BY FDOT	DDR-DISTRICT DEDICATED REVENUE				\$1,921,932				\$1,921,932
CONSTRUCTION / MANAGED BY FDOT	DIH-STATE IN-HOUSE PRODUCT SUPPORT				\$28,314				\$28,314
Totals	Item: 436733 1 Totals	\$128,098	\$100,000		\$1,950,246				\$2,178,344
	Project Totals	\$128,098	\$100,000		\$1,950,246				\$2,178,344

Table 35: Item 436733 1 Phase Totals by Fiscal Year (2023 – 2027)

PHASE	<2023	2023	2024	2025	2026	2027	>2027	ALL YEARS
PRELIMINARY ENGINEERING	\$128,098	\$100,000						\$228,098
CONSTRUCTION				\$1,950,246				\$1,950,246
Item: 436733 1 Phase Totals	\$128,098	\$100,000		\$1,950,246				\$2,178,344

Information for Item Number: 437484 1

PROJECT DESCRIPTION: W LANDOVER BLVD FROM NORTHCLIFFE BLVD TO ELGIN BLVD *NON-SIS*
 TYPE OF WORK: SIDEWALK
 EXTRA DESCRIPTION: DESIGN AND CONSTRUCT 5' SIDEWALK
 LRTP 2045 REFERENCE: GOAL 1, OBJECTIVES 2 & 3, GOAL 3, OBJECTIVES 4 & 7

COUNTY: HERNANDO
 DISTRICT: 07
 PROJECT LENGTH: 1.233MI

Table 36: Item 437484 1 Project Detail by Phase, Fund Code and Fiscal Year (2023 – 2027)

PHASE / RESPONSIBLE AGENCY	FUND CODE:	<2023	2023	2024	2025	2026	2027	>2027	ALL YEARS
PRELIMINARY ENGINEERING / MANAGED BY HERNANDO COUNTY	TALT-TRANSPORTATION ALTS- ANY AREA	\$95,367							\$95,367
CONSTRUCTION / MANAGED BY HERNANDO COUNTY	TALL-TRANSPORTATION ALTS- <200K		\$341,176						\$341,176
CONSTRUCTION / MANAGED BY HERNANDO COUNTY	TALT-TRANSPORTATION ALTS- ANY AREA		\$359,042						\$359,042
Totals	Item: 437484 1 Totals	\$95,367	\$700,218						\$795,585
	Project Totals	\$95,367	\$700,218						\$795,585

Table 37: Item 437484 1 Phase Totals by Fiscal Year (2023 – 2027)

PHASE	<2023	2023	2024	2025	2026	2027	>2027	ALL YEARS
PRELIMINARY ENGINEERING	\$95,367							\$95,367
CONSTRUCTION		\$700,218						\$700,218
Item: 437484 1 Phase Totals	\$95,367	\$700,218						\$795,585

Information for Item Number: 438651 1

PROJECT DESCRIPTION: S LINDEN DRIVE SIDEWALK FROM COUNTY LINE RD TO SPRING HILL DR *NON-SIS*
 TYPE OF WORK: SIDEWALK
 EXTRA DESCRIPTION: CONSTRUCT SIDEWALK ON WEST SIDE OF S LINDEN
 LRTP 2045 REFERENCE: GOAL 1, OBJECTIVES 2 & 3, GOAL 3, OBJECTIVES 4 & 7

COUNTY: HERNANDO
 DISTRICT: 07
 PROJECT LENGTH: 2.610MI

Table 38: Item 438651 1 Project Detail by Phase, Fund Code and Fiscal Year (2023 – 2027)

PHASE / RESPONSIBLE AGENCY	FUND CODE:	<2023	2023	2024	2025	2026	2027	>2027	ALL YEARS
PRELIMINARY ENGINEERING / MANAGED BY HERNANDO COUNTY	TALT-TRANSPORTATION ALTS- ANY AREA	\$93,610							\$93,610
CONSTRUCTION / MANAGED BY HERNANDO COUNTY	TALL-TRANSPORTATION ALTS- <200K			\$340,026					\$340,026
CONSTRUCTION / MANAGED BY HERNANDO COUNTY	TALT-TRANSPORTATION ALTS- ANY AREA			\$447,609					\$447,609
Totals	Item: 438651 1 Totals	\$93,610		\$787,635					\$881,245
	Project Totals	\$93,610		\$787,635					\$881,245

Table 39: Item 438651 1 Phase Totals by Fiscal Year (2023 – 2027)

PHASE	<2023	2023	2024	2025	2026	2027	>2027	ALL YEARS
PRELIMINARY ENGINEERING	\$93,610							\$93,610
CONSTRUCTION			\$787,635					\$787,635
Item: 438651 1 Phase Totals	\$93,610		\$787,635					\$881,245

Information for Item Number: 441103 1

PROJECT DESCRIPTION: FREEPORT DR FROM DELTONA BLVD TO NORTHCLIFFE BLVD *NON-SIS* COUNTY: HERNANDO
 TYPE OF WORK: SIDEWALK DISTRICT: 07
 EXTRA DESCRIPTION: CONSTRUCT 6' SIDEWALK, SAFE ROUTES TO SCHOOL PROJECT LENGTH: 1.550MI
 LRTP 2045 REFERENCE: GOAL 1, OBJECTIVES 2 & 3; GOAL 3, OBJECTIVES 4 & 7

Table 40: Item 441103 1 Project Detail by Phase, Fund Code and Fiscal Year (2023 – 2027)

PHASE / RESPONSIBLE AGENCY	FUND CODE:	<2023	2023	2024	2025	2026	2027	>2027	ALL YEARS
PRELIMINARY ENGINEERING / MANAGED BY HERNANDO COUNTY	SR2T-SAFE ROUTES - TRANSFER	\$270,555							\$270,555
CONSTRUCTION / MANAGED BY HERNANDO COUNTY	SR2T-SAFE ROUTES - TRANSFER			\$552,251					\$552,251
Totals	Item: 441103 1 Totals	\$270,555		\$552,251					\$822,806
	Project Totals	\$270,555		\$552,251					\$822,806

Information for Item Number: 441107 1

PROJECT DESCRIPTION: EASTSIDE ELEMENTARY RALEY RD FROM US 98/SR 50/CORTEZ BLVD TO ROPER RD *NON-SIS* COUNTY: HERNANDO
 TYPE OF WORK: SIDEWALK DISTRICT: 07
 EXTRA DESCRIPTION: 5' SIDEWALK, SAFE ROUTES TO SCHOOL PROJECT LENGTH: 0.782MI
 LRTP 2045 REFERENCE: GOAL 4, OBJECTIVE 1; GOAL 6, OBJECTIVE 1

Table 41: Item 441107 1 Project Detail by Phase, Fund Code and Fiscal Year (2023 – 2027)

PHASE / RESPONSIBLE AGENCY	FUND CODE:	<2023	2023	2024	2025	2026	2027	>2027	ALL YEARS
PRELIMINARY ENGINEERING / MANAGED BY HERNANDO COUNTY	SR2T-SAFE ROUTES - TRANSFER	\$239,996							\$239,996
CONSTRUCTION / MANAGED BY HERNANDO COUNTY	SR2T-SAFE ROUTES - TRANSFER			\$277,796					\$277,796
Totals	Item: 441107 1 Totals	\$239,996		\$277,796					\$517,792
	Project Totals	\$239,996		\$277,796					\$517,792

Information for Item Number: 443805 1

PROJECT DESCRIPTION: US 98/SR 50/SR 700 FROM MONDON HILL RD/SPRING LAKE HWY TO LOCKHART RD *SIS*
 TYPE OF WORK: RESURFACING
 EXTRA DESCRIPTION: 4 LANES
 LRTP 2045 REFERENCE: GOAL 4, OBJECTIVE 1; GOAL 6, OBJECTIVE 1

COUNTY: HERNANDO
 DISTRICT: 07
 PROJECT LENGTH: 2.908MI

Table 42: Item 443805 1 Project Detail by Phase, Fund Code and Fiscal Year (2023 – 2027)

PHASE / RESPONSIBLE AGENCY	FUND CODE:	<2023	2023	2024	2025	2026	2027	>2027	ALL YEARS
PRELIMINARY ENGINEERING / MANAGED BY FDOT	DDR-DISTRICT DEDICATED REVENUE	\$33,874							\$33,874
PRELIMINARY ENGINEERING / MANAGED BY FDOT	DIH-STATE IN-HOUSE PRODUCT SUPPORT	\$7,000							\$7,000
PRELIMINARY ENGINEERING / MANAGED BY FDOT	DS-STATE PRIMARY HIGHWAYS & PTO	\$1,072,391							\$1,072,391
CONSTRUCTION / MANAGED BY FDOT	DDR-DISTRICT DEDICATED REVENUE			\$6,670,183					\$6,670,183
CONSTRUCTION / MANAGED BY FDOT	DIH-STATE IN-HOUSE PRODUCT SUPPORT			\$93,084					\$93,084
Totals	Item: 443805 1 Totals	\$1,113,265		\$6,763,267					\$7,876,532
	Project Totals	\$1,113,265		\$6,763,267					\$7,876,532

Table 43: Item 443805 1 Phase Totals by Fiscal Year (2023 – 2027)

PHASE	<2023	2023	2024	2025	2026	2027	>2027	ALL YEARS
PRELIMINARY ENGINEERING	\$1,113,265							\$1,113,265
CONSTRUCTION			\$6,763,267					\$6,763,267
Item: 443805 1 Phase Totals	\$1,113,265		\$6,763,267					\$7,876,532

Information for Item Number: 447237 1

PROJECT DESCRIPTION: US 98/SR 50/SR 700 AT MONDON HILL RD *SIS*
 TYPE OF WORK: RIGID PAVEMENT RECONSTRUCTION
 EXTRA DESCRIPTION: 2 LANES
 LRTP 2045 REFERENCE: GOAL 1, OBJECTIVE 3; GOAL 6, OBJECTIVE 1

COUNTY: HERNANDO
 DISTRICT: 07
 PROJECT LENGTH: 0.265MI

Table 44: Item 447237 1 Project Detail by Phase, Fund Code and Fiscal Year (2023 – 2027)

PHASE / RESPONSIBLE AGENCY	FUND CODE:	<2023	2023	2024	2025	2026	2027	>2027	ALL YEARS
PRELIMINARY ENGINEERING / MANAGED BY FDOT	DDR-DISTRICT DEDICATED REVENUE			\$53,640					\$53,640
PRELIMINARY ENGINEERING / MANAGED BY FDOT	DIH-STATE IN-HOUSE PRODUCT SUPPORT			\$1,000					\$1,000
PRELIMINARY ENGINEERING / MANAGED BY FDOT	SL-STP, AREAS <= 200K			\$580,222					\$580,222
CONSTRUCTION / MANAGED BY FDOT	ACNP-ADVANCE CONSTRUCTION NHPP					\$2,220,559			\$2,220,559
CONSTRUCTION / MANAGED BY FDOT	DDR-DISTRICT DEDICATED REVENUE					\$1,642,937			\$1,642,937
CONSTRUCTION / MANAGED BY FDOT	DIH-STATE IN-HOUSE PRODUCT SUPPORT					\$56,846			\$56,846
Totals	Item: 447237 1 Totals			\$634,862		\$3,920,342			\$4,555,204
	Project Totals			\$634,862		\$3,920,342			\$4,555,204

Table 45: Item 447237 1 Phase Totals by Fiscal Year (2023 – 2027)

PHASE	<2023	2023	2024	2025	2026	2027	>2027	ALL YEARS
PRELIMINARY ENGINEERING			\$634,862					\$634,862
CONSTRUCTION					\$3,920,342			\$3,920,342
Item: 447237 1 Phase Totals			\$634,862		\$3,920,342			\$4,555,204

Information for Item Number: 447948 1

PROJECT DESCRIPTION: US 98/SR 50/SR700 FROM MONDON HILL RD TO S OF JASMINE DR *SIS*
 TYPE OF WORK: RESURFACING
 EXTRA DESCRIPTION: 4 LANES
 LRTP 2045 REFERENCE: GOAL 4, OBJECTIVE 1; GOAL 6, OBJECTIVE 1

COUNTY: HERNANDO
 DISTRICT: 07
 PROJECT LENGTH: 4.011MI

Table 46: Item 447948 1 Project Detail by Phase, Fund Code and Fiscal Year (2023 – 2027)

PHASE / RESPONSIBLE AGENCY	FUND CODE:	<2023	2023	2024	2025	2026	2027	>2027	ALL YEARS
PRELIMINARY ENGINEERING / MANAGED BY FDOT	SA-STP, ANY AREA		\$1,187,071						\$1,187,071
CONSTRUCTION / MANAGED BY FDOT	ACNR-AC NAT HWY PERFORM RESURFACING				\$6,366,928				\$6,366,928
CONSTRUCTION / MANAGED BY FDOT	DIH-STATE IN-HOUSE PRODUCT SUPPORT				\$95,504				\$95,504
CONSTRUCTION / MANAGED BY FDOT	SA-STP, ANY AREA				\$795,866				\$795,866
Total	Item: 447948 1 Totals		\$1,187,071		\$7,258,298				\$8,445,369
	Project Totals		\$1,187,071		\$7,258,298				\$8,445,369

Table 47: Item 447237 1 Phase Totals by Fiscal Year (2023 – 2027)

PHASE	<2023	2023	2024	2025	2026	2027	>2027	ALL YEARS
PRELIMINARY ENGINEERING		\$1,187,071						\$1,187,071
CONSTRUCTION				\$7,258,298				\$7,258,298
Item: 447948 1 Phase Totals		\$1,187,071		\$7,258,298				\$8,445,369

Information for Item Number: 448504 1

PROJECT DESCRIPTION: FACULTY/KEDRONE/TOMBSTONE/UMBRELLA ROCK FR SHASTA ST TO WICKSHIRE ST *NON-SIS*
 TYPE OF WORK: RESURFACING
 EXTRA DESCRIPTION: 2 LANES
 LRTP 2045 REFERENCE: GOAL 4, OBJECTIVE 1; GOAL 6, OBJECTIVE 1

COUNTY: HERNANDO
 DISTRICT: 07
 PROJECT LENGTH: 1.085MI

Table 48: Item 448504 1 Project Detail by Phase, Fund Code and Fiscal Year (2023 – 2027)

PHASE / RESPONSIBLE AGENCY	FUND CODE:	<2023	2023	2024	2025	2026	2027	>2027	ALL YEARS
CONSTRUCTION / RESPONSIBLE AGENCY NOT AVAILABLE	GRSC-GROWTH MANAGEMENT FOR SCOP		\$531,568						\$531,568
CONSTRUCTION / RESPONSIBLE AGENCY NOT AVAILABLE	LF-LOCAL FUNDS		\$177,190						\$177,190
Totals	Phase: CONSTRUCTION Totals		\$708,758						\$708,758
	Item: 448504 1 Totals		\$708,758						\$708,758
	Project Totals		\$708,758						\$708,758

Information for Item Number: 449053 1

PROJECT DESCRIPTION: HAYMAN RD FROM TWISTER LN TO DEEPWELL DR
 TYPE OF WORK: WIDEN/RESURFACE EXIST LANES
 EXTRA DESCRIPTION: WIDEN FROM 18' TO 22' AT THE 90 DEGREE CURVES
 LRTP 2045 REFERENCE: GOAL 4, OBJECTIVE 1; GOAL 6, OBJECTIVE 1

COUNTY: HERNANDO
 DISTRICT: 07
 PROJECT LENGTH: 2.596MI

Table 49: Item 449053 1 Project Detail by Phase, Fund Code and Fiscal Year (2023 – 2027)

PHASE / RESPONSIBLE AGENCY	FUND CODE:	<2023	2023	2024	2025	2026	2027	>2027	ALL YEARS
PRELIMINARY ENGINEERING / RESPONSIBLE AGENCY NOT AVAILABLE	LF-LOCAL FUNDS		\$18,000						\$18,000
CONSTRUCTION / RESPONSIBLE AGENCY NOT AVAILABLE	LF-LOCAL FUNDS			\$103,250					\$103,250
CONSTRUCTION / RESPONSIBLE AGENCY NOT AVAILABLE	SCED-2012 SB1998-SMALL CO OUTREACH			\$363,750					\$363,750
Totals	Item: 449053 1 Totals		\$18,000	\$467,000					\$485,000
	Project Totals		\$18,000	\$467,000					\$485,000

Information for Item Number: 449059 1

PROJECT DESCRIPTION: CR 581/EMERSON RD FROM POWELL RD TO SR 50/CORTEZ BLVD
 TYPE OF WORK: RESURFACING
 EXTRA DESCRIPTION: RESURFACING AND SHOULDER IMPROVEMENTS
 LRTP 2045 REFERENCE: GOAL 4, OBJECTIVE 1; GOAL 6, OBJECTIVE 1

COUNTY: HERNANDO
 DISTRICT: 07
 PROJECT LENGTH: 2.903MI

Table 50: Item 449059 1 Project Detail by Phase, Fund Code and Fiscal Year (2023 – 2027)

PHASE / RESPONSIBLE AGENCY	FUND CODE:	<2023	2023	2024	2025	2026	2027	>2027	ALL YEARS
PRELIMINARY ENGINEERING / RESPONSIBLE AGENCY NOT AVAILABLE	LF-LOCAL FUNDS				\$100,000				\$100,000
CONSTRUCTION / RESPONSIBLE AGENCY NOT AVAILABLE	GRSC-GROWTH MANAGEMENT FOR SCOP					\$1,050,000			\$1,050,000
CONSTRUCTION / RESPONSIBLE AGENCY NOT AVAILABLE	LF-LOCAL FUNDS					\$250,000			\$250,000
Total	Item: 449059 1 Totals				\$100,000	\$1,300,000			\$1,400,000
	Project Totals				\$100,000	\$1,300,000			\$1,400,000

Table 51: Item 449059 1 Phase Totals by Fiscal Year (2023 – 2027)

PHASE	<2023	2023	2024	2025	2026	2027	>2027	ALL YEARS
PRELIMINARY ENGINEERING				\$100,000				\$100,000
CONSTRUCTION					\$1,300,000			\$1,300,000
Item: 449059 1 Phase Totals				\$100,000	\$1,300,000			\$1,400,000

Turnpike

Information for Item Number: 442764 1

PROJECT DESCRIPTION: SUNCOAST II (SR589) - SR 44 TO CR 486 *SIS*
 TYPE OF WORK: NEW ROAD CONSTRUCTION
 LRTP 2045 REFERENCE: GOAL 2, OBJECTIVE 4; GOAL 3, OBJECTIVES 4, 7 & 9; GOAL 5, OBJECTIVE 4

COUNTY: CITRUS
 DISTRICT: 07
 PROJECT LENGTH: 3.000MI

Table 52: Item 442764 1 Project Detail by Phase, Fund Code and Fiscal Year (2023 – 2027)

PHASE / RESPONSIBLE AGENCY	FUND CODE:	<2023	2023	2024	2025	2026	2027	>2027	ALL YEARS
PRELIMINARY ENGINEERING / MANAGED BY FDOT	PKED-2012 SB1998-TURNPIKE FEEDER RD	\$7,862,815							\$7,862,815
PRELIMINARY ENGINEERING / MANAGED BY FDOT	PKYI-TURNPIKE IMPROVEMENT	\$1,882,585							\$1,882,585
RIGHT OF WAY / MANAGED BY FDOT	PKED-2012 SB1998-TURNPIKE FEEDER RD	\$4,298,310	\$1,660,285						\$5,958,595
RIGHT OF WAY / MANAGED BY FDOT	PKYI-TURNPIKE IMPROVEMENT	\$10,681,465	\$170,247						\$10,851,712
RAILROAD & UTILITIES / MANAGED BY FDOT	PKYI-TURNPIKE IMPROVEMENT	\$6,395,000							\$6,395,000
CONSTRUCTION / MANAGED BY FDOT	PKBD-TURNPIKE MASTER BOND FUND		\$48,297,881						\$48,297,881
CONSTRUCTION / MANAGED BY FDOT	PKED-2012 SB1998-TURNPIKE FEEDER RD		\$14,551,058						\$14,551,058
CONSTRUCTION / MANAGED BY FDOT	PKYI-TURNPIKE IMPROVEMENT	\$111,939	\$30,011,914	\$2,120,000					\$32,243,853
ENVIRONMENTAL / MANAGED BY FDOT	PKYI-TURNPIKE IMPROVEMENT	\$781,000							\$781,000
Total	Item: 442764 1 Totals	\$32,013,114	\$94,691,385	\$2,120,000					\$128,824,499

Table 53: Item 449059 1 Phase Totals by Fiscal Year (2023 – 2027)

PHASE:	<2023	2023	2024	2025	2026	2027	>2027	ALL YEARS
PRELIMINARY ENGINEERING	\$9,745,400							\$9,745,400
RIGHT OF WAY	\$14,979,775	\$1,830,532						\$16,810,307
RAILROAD & UTILITIES	\$6,395,000							\$6,395,000
ENVIRONMENTAL	\$781,000							\$781,000
CONSTRUCTION	\$111,939	\$92,860,853	\$2,120,000					\$95,092,792
Item: 442764 1 Phase Totals	\$32,013,114	\$94,691,385	\$2,120,000	\$0	\$0	\$0	\$0	\$128,824,499

Information for Item Number: 442764 2

PROJECT DESCRIPTION: SUNCOAST II (SR589) - CR 486 TO CR 495 *SIS*
 TYPE OF WORK: NEW ROAD CONSTRUCTION
 LRTP 2045 REFERENCE: GOAL 2, OBJECTIVE 4; GOAL 3, OBJECTIVES 4, 7 & 9; GOAL 5, OBJECTIVE 4

COUNTY: CITRUS
 DISTRICT: 07
 PROJECT LENGTH: 5.515MI

Table 54: Item 442764 1 Project Detail by Phase, Fund Code and Fiscal Year (2023 – 2027)

PHASE / RESPONSIBLE AGENCY	FUND CODE:	<2023	2023	2024	2025	2026	2027	>2027	ALL YEARS
PRELIMINARY ENGINEERING / MANAGED BY FDOT	PKED-2012 SB1998-TURNPIKE FEEDER RD	\$9,839,081							\$9,839,081
PRELIMINARY ENGINEERING / MANAGED BY FDOT	PKYI-TURNPIKE IMPROVEMENT	\$50,398							\$50,398
RIGHT OF WAY / MANAGED BY FDOT	PKYI-TURNPIKE IMPROVEMENT			\$11,900,000	\$11,750,000	\$7,645,827			\$31,295,827
CONSTRUCTION / MANAGED BY FDOT	PKBD-TURNPIKE MASTER BOND FUND					\$85,264,026			\$85,264,026
CONSTRUCTION / MANAGED BY FDOT	PKYI-TURNPIKE IMPROVEMENT	\$21,983				\$109,862,699		\$1,191	\$109,885,873
Total	Item: 442764 2 Totals	\$9,911,462		\$11,900,000	\$11,750,000	\$202,772,552		\$1,191	\$236,335,205

Table 55: Item 442764 1 Phase Totals by Fiscal Year (2023 – 2027)

PHASE	<2023	2023	2024	2025	2026	2027	>2027	ALL YEARS
PRELIMINARY ENGINEERING Totals	\$9,889,479							\$9,889,479
RIGHT OF WAY			\$11,900,000	\$11,750,000	\$7,645,827			\$31,295,827
CONSTRUCTION Totals	\$21,983				\$195,126,725		\$1,191	\$195,149,899
Item: 442764 2 Phase Totals	\$9,911,462		\$11,900,000	\$11,750,000	\$202,772,552		\$1,191	\$236,335,205

Information for Item Number: 442764 3

PROJECT DESCRIPTION: SUNCOAST II (SR589) - CR 495 TO US 19 *SIS*
 TYPE OF WORK: NEW ROAD CONSTRUCTION
 LRTP 2045 REFERENCE: GOAL 2, OBJECTIVE 4; GOAL 3, OBJECTIVES 4, 7 & 9; GOAL 5, OBJECTIVE 4

COUNTY: CITRUS
 DISTRICT: 07
 PROJECT LENGTH: 4.496MI

Table 56: Item 442764 3 Project Detail by Phase, Fund Code and Fiscal Year (2023 – 2027)

PHASE / RESPONSIBLE AGENCY	FUND CODE:	<2023	2023	2024	2025	2026	2027	>2027	ALL YEARS
PRELIMINARY ENGINEERING / MANAGED BY FDOT	PKED-2012 SB1998-TURNPIKE FEEDER RD	\$486,327							\$486,327
PRELIMINARY ENGINEERING / MANAGED BY FDOT	PKYI-TURNPIKE IMPROVEMENT	\$30,297							\$30,297
RIGHT OF WAY / MANAGED BY FDOT	PKYI-TURNPIKE IMPROVEMENT				\$11,800,000	\$11,628,000	\$11,004,588		\$34,432,588
CONSTRUCTION / MANAGED BY FDOT	PKYI-TURNPIKE IMPROVEMENT	\$3,228							\$3,228
Totals	Item: 442764 3 Totals	\$519,852			\$11,800,000	\$11,628,000	\$11,004,588		\$34,952,440
	Project Totals	\$42,444,428	\$94,691,385	\$14,020,000	\$23,550,000	\$214,400,552	\$11,004,588	\$1,191	\$400,112,144

Table 57: Item 442764 3 Phase Totals by Fiscal Year (2023 – 2027)

PHASE	<2023	2023	2024	2025	2026	2027	>2027	ALL YEARS
PRELIMINARY ENGINEERING	\$516,624							\$516,624
RIGHT OF WAY				\$11,800,000	\$11,628,000	\$11,004,588		\$34,432,588
CONSTRUCTION	\$3,228							\$3,228
Item: 442764 3 Phase Totals	\$519,852			\$11,800,000	\$11,628,000	\$11,004,588		\$34,952,440
Project Totals	\$42,444,428	\$94,691,385	\$14,020,000	\$23,550,000	\$214,400,552	\$11,004,588	\$1,191	\$400,112,144

Information for Item Number: 447010 1

PROJECT DESCRIPTION: ETNA TURPENTINE STILL EXHIBIT AND HISTORIC MARKER *SIS*
 TYPE OF WORK: MISCELLANEOUS CONSTRUCTION
 LRTP 2045 REFERENCE: GOAL 2, OBJECTIVE 4; GOAL 3, OBJECTIVES 4, 7 & 9; GOAL 5, OBJECTIVE 4

COUNTY: CITRUS
 DISTRICT: 07
 PROJECT LENGTH: 1.000MI

Table 58: Item 447010 1 Project Detail by Phase, Fund Code and Fiscal Year (2023 – 2027)

PHASE / RESPONSIBLE AGENCY	FUND CODE:	<2023	2023	2024	2025	2026	2027	>2027	ALL YEARS
PD&E / MANAGED BY FDOT	PKYI-TURNPIKE IMPROVEMENT	\$23,922							\$23,922
PRELIMINARY ENGINEERING / MANAGED BY FDOT	PKYI-TURNPIKE IMPROVEMENT	\$621,027							\$621,027
CONSTRUCTION / MANAGED BY FDOT	PKYI-TURNPIKE IMPROVEMENT	\$9,319	\$1,125,000						\$1,134,319
Totals	Item: 447010 1 Totals	\$654,268	\$1,125,000						\$1,779,268
	Project Totals	\$654,268	\$1,125,000						\$1,779,268

Transportation

Information for Item Number: 438747 5

PROJECT DESCRIPTION: CITRUS PLANNING MODEL STUDIES *NON-SIS*
 TYPE OF WORK: PLANNING MODELS/DATA UPDATE
 EXTRA DESCRIPTION: CONDUCT SURVEYS TO UPDATE PLANNING MODELS/DATA
 LRTP 2045 REFERENCE: GOALS 1-6

COUNTY: CITRUS
 DISTRICT: 07
 PROJECT LENGTH: 0.000

Table 59: Item 438747 5 Project Detail by Phase, Fund Code and Fiscal Year (2023 – 2027)

PHASE / RESPONSIBLE AGENCY	FUND CODE:	<2023	2023	2024	2025	2026	2027	>2027	ALL YEARS
PLANNING / MANAGED BY FDOT	ACSN-ADVANCE CONSTRUCTION (SN)	12,500							12,500
PLANNING / MANAGED BY FDOT	D-UNRESTRICTED STATE PRIMARY	75,000	12,500	12,500	12,500	12,500	12,500		137,500
PLANNING / MANAGED BY FDOT	SN-STP, MANDATORY NON-URBAN <= 5K	62,500	12,500	12,500	12,500	12,500			112,500
Total	Phase: PLANNING Totals	150,000	25,000	25,000	25,000	25,000	12,500		262,500
	Item: 438747 5 Totals	150,000	25,000	25,000	25,000	25,000	12,500		262,500

Information for Item Number: 438747 4

PROJECT DESCRIPTION: HERNANDO PLANNING MODEL STUDIES *NON-SIS*
 TYPE OF WORK: PLANNING MODELS/DATA UPDATE
 EXTRA DESCRIPTION: CONDUCT SURVEYS TO UPDATE PLANNING MODELS/DATA
 LRTP 2045 REFERENCE: GOALS 1-6

COUNTY: HERNANDO
 DISTRICT: 07
 PROJECT LENGTH: 0.000

Table 60: Item 438747 4 Project Detail by Phase, Fund Code and Fiscal Year (2023 – 2027)

PHASE / RESPONSIBLE AGENCY	FUND CODE:	<2023	2023	2024	2025	2026	2027	>2027	ALL YEARS
PLANNING / MANAGED BY FDOT	ACSL-ADVANCE CONSTRUCTION (SL)	\$1,000							\$1,000
PLANNING / MANAGED BY FDOT	D-UNRESTRICTED STATE PRIMARY	\$75,000	\$12,500	\$12,500	\$12,500	\$12,500	\$12,500		\$137,500
PLANNING / MANAGED BY FDOT	SL-STP, AREAS <= 200K	\$74,000	\$12,500	\$12,500					\$99,000
Totals	Phase: PLANNING Totals	\$150,000	\$25,000	\$25,000	\$12,500	\$12,500	\$12,500	\$0	\$237,500
	Item: 438747 4 Totals	\$150,000	\$25,000	\$25,000	\$12,500	\$12,500	\$12,500		\$237,500
	Project Totals	\$150,000	\$25,000	\$25,000	\$12,500	\$12,500	\$12,500		\$237,500

Information for Item Number: 439335 4

PROJECT DESCRIPTION: HERNANDO/CITRUS FY 2022/2023-2023/2024 UPWP *NON-SIS*
 TYPE OF WORK: TRANSPORTATION PLANNING
 LRTP 2045 REFERENCE: GOALS 1-6

COUNTY: HERNANDO
 DISTRICT: 07
 PROJECT LENGTH: 0.000

Table 61: Item 439335 4 Project Detail by Phase, Fund Code and Fiscal Year (2023 – 2027)

PHASE / RESPONSIBLE AGENCY	FUND CODE:	<2023	2023	2024	2025	2026	2027	>2027	ALL YEARS
PLANNING / RESPONSIBLE AGENCY NOT AVAILABLE	PL-METRO PLAN (85% FA; 15% OTHER)		\$1,124,716	\$684,220					\$1,808,936
Totals	Item: 439335 4 Totals		\$1,124,716	\$684,220					\$1,808,936

Information for Item Number: 439335 5

PROJECT DESCRIPTION: HERNANDO/CITRUS FY 2024/2025-2025/2026 UPWP *NON-SIS*
 TYPE OF WORK: TRANSPORTATION PLANNING
 LRTP 2045 REFERENCE: GOALS 1-6

COUNTY: HERNANDO
 DISTRICT: 07
 PROJECT LENGTH: 0.000

Table 62: Item 439335 5 Project Detail by Phase, Fund Code and Fiscal Year (2023 – 2027)

PHASE / RESPONSIBLE AGENCY	FUND CODE:	<2023	2023	2024	2025	2026	2027	>2027	ALL YEARS
PLANNING / RESPONSIBLE AGENCY NOT AVAILABLE	PL-METRO PLAN (85% FA; 15% OTHER)				\$691,288	\$698,497			\$1,389,785
Totals	Item: 439335 5 Totals				\$691,288	\$698,497	\$0	\$0	\$1,389,785

Information for Item Number: 439335 6

PROJECT DESCRIPTION: HERNANDO/CITRUS FY 2026/2027-2027/2028 UPWP *NON-SIS*
 TYPE OF WORK: TRANSPORTATION PLANNING
 LRTP 2045 REFERENCE: GOALS 1-6

COUNTY: HERNANDO
 DISTRICT: 07
 PROJECT LENGTH: 0.000

Table 63: Item 439335 6 Project Detail by Phase, Fund Code and Fiscal Year (2023 – 2027)

PHASE / RESPONSIBLE AGENCY	FUND CODE:	<2023	2023	2024	2025	2026	2027	>2027	ALL YEARS
PLANNING / RESPONSIBLE AGENCY NOT AVAILABLE	PL-METRO PLAN (85% FA; 15% OTHER)						\$698,497		\$698,497
Totals	Item: 439335 6 Totals						\$698,497		\$698,497
	Project Totals		\$740,976	\$684,220	\$691,288	\$698,497	\$698,497		\$2,814,981

Maintenance

Information for Item Number: 259756 1

PROJECT DESCRIPTION: CITRUS CO (02)
 TYPE OF WORK: ROUTINE MAINTENANCE *NON-SIS*
 LRTP 2045 REFERENCE: GOAL 4, OBJECTIVE 1; GOAL 6, OBJECTIVE 1

COUNTY: CITRUS
 DISTRICT: 07
 PROJECT LENGTH: 0.000

Table 64: Item 259756 1 Project Detail by Phase, Fund Code and Fiscal Year (2023 – 2027)

PHASE / RESPONSIBLE AGENCY	FUND CODE:	<2023	2023	2024	2025	2026	2027	>2027	ALL YEARS
BRDG/RDWY/CONTRACT MAINT / MANAGED BY FDOT	D-UNRESTRICTED STATE PRIMARY	\$3,687,611	\$70,000	\$70,000	\$70,000	\$70,000	\$70,000		\$4,037,611
Totals	Item: 259756 1 Totals	\$3,687,611	\$70,000	\$70,000	\$70,000	\$70,000	\$70,000	\$0	\$4,037,611
	Project Totals	\$3,687,611	\$70,000	\$70,000	\$70,000	\$70,000	\$70,000	\$0	\$4,037,611

Information for Item Number: 405298 1

PROJECT DESCRIPTION: CITRUS CO (02) ASSET MANAGEMENT CONTRACT *NON-SIS*
 TYPE OF WORK: ROUTINE MAINTENANCE
 LRTP 2045 REFERENCE: GOAL 4, OBJECTIVE 1; GOAL 6, OBJECTIVE 1

COUNTY: CITRUS
 PROJECT LENGTH: 0.000
 DISTRICT: 07

Table 65: Item 405298 1 Project Detail by Phase, Fund Code and Fiscal Year (2023 – 2027)

PHASE / RESPONSIBLE AGENCY	FUND CODE:	<2023	2023	2024	2025	2026	2027	>2027	ALL YEARS
BRDG/RDWY/CONTRACT MAINT / MANAGED BY FDOT	D-UNRESTRICTED STATE PRIMARY	\$17,338,443	\$1,348,656	\$1,348,656	\$1,348,656	\$1,348,656	\$1,348,656		\$24,081,723
Total	Item: 405298 1 Totals	\$17,338,443	\$1,348,656	\$1,348,656	\$1,348,656	\$1,348,656	\$1,348,656		\$24,081,723
	Project Totals	\$17,338,443	\$1,348,656	\$1,348,656	\$1,348,656	\$1,348,656	\$1,348,656		\$24,081,723

Information for Item Number: 400490 1

PROJECT DESCRIPTION: HERNANDO CO (08) *NON-SIS*
 TYPE OF WORK: ROUTINE MAINTENANCE
 LRTP 2045 REFERENCE: GOAL 4, OBJECTIVE 1; GOAL 6, OBJECTIVE 1

COUNTY: HERNANDO
 DISTRICT: 07
 PROJECT LENGTH: 0.000

Table 66: Item 400490 1 Project Detail by Phase, Fund Code and Fiscal Year (2023 – 2027)

PHASE / RESPONSIBLE AGENCY	FUND CODE:	<2023	2023	2024	2025	2026	2027	>2027	ALL YEARS
BRDG/RDWY/CONTRACT MAINT / MANAGED BY FDOT	D-UNRESTRICTED STATE PRIMARY	\$39,646,212	\$2,300,000	\$2,300,000	\$2,300,000	\$2,300,000	\$2,300,000		\$51,146,212
Totals	Item: 400490 1 Totals	\$39,646,212	\$2,300,000	\$2,300,000	\$2,300,000	\$2,300,000	\$2,300,000		\$51,146,212
	Project Totals	\$39,646,212	\$2,300,000	\$2,300,000	\$2,300,000	\$2,300,000	\$2,300,000		\$51,146,212

Information for Item Number: 401185 1

PROJECT DESCRIPTION: HERNANDO CO (08) *SIS*
 TYPE OF WORK: ROUTINE MAINTENANCE
 EXTRA DESCRIPTION: NONE
 LRTP 2045 REFERENCE: GOAL 4, OBJECTIVE 1; GOAL 6, OBJECTIVE 1

COUNTY: HERNANDO
 DISTRICT: 07
 PROJECT LENGTH: 0.000

Table 67: Item 401185 1 Project Detail by Phase, Fund Code and Fiscal Year (2023 – 2027)

PHASE / RESPONSIBLE AGENCY	FUND CODE:	<2023	2023	2024	2025	2026	2027	>2027	ALL YEARS
BRDG/RDWY/CONTRACT MAINT / MANAGED BY FDOT	D-UNRESTRICTED STATE PRIMARY	\$147,599	\$15,000	\$15,000	\$15,000	\$15,000	\$15,000		\$222,599
Totals	Item: 401185 1 Totals	\$147,599	\$15,000	\$15,000	\$15,000	\$15,000	\$15,000		\$222,599
	Project Totals	\$147,599	\$15,000	\$15,000	\$15,000	\$15,000	\$15,000		\$222,599

Information for Item Number: 449993 1

PROJECT DESCRIPTION: BROOKSVILLE OPS CENTER-PAINTING/CLEANING INTERIOR & EXTERIOR PHASED
 TYPE OF WORK: FIXED CAPITAL OUTLAY
 LRTP 2045 REFERENCE: GOALS 1-6

COUNTY: HERNANDO
 DISTRICT: 07
 PROJECT LENGTH: 0.000

Table 68: Item 449993 1 Project Detail by Phase, Fund Code and Fiscal Year (2023 – 2027)

PHASE / RESPONSIBLE AGENCY	FUND CODE:	<2023	2023	2024	2025	2026	2027	>2027	ALL YEARS
BRDG/RDWY/CONTRACT MAINT / MANAGED BY FDOT	D-UNRESTRICTED STATE PRIMARY		\$34,999	\$34,999	\$34,999				\$104,997
Totals	Item: 449993 1 Totals		\$34,999	\$34,999	\$34,999				\$104,997
	Project Totals		\$34,999	\$34,999	\$34,999				\$104,997

FLP Aviation

Information for Item Number: 432997 1

PROJECT DESCRIPTION: INVERNESS AIRPORT - CONSTRUCT ACCESS AND UTILITIES TO HANGARS *NON-SIS*
 TYPE OF WORK: AVIATION PRESERVATION PROJECT
 LRTP 2045 REFERENCE: GOAL 2, POLICY 2; GOAL 6, OBJECTIVE 1

COUNTY: CITRUS
 DISTRICT: 07
 PROJECT LENGTH: 0.000

Table 69: Item 432997 1 Project Detail by Phase, Fund Code and Fiscal Year (2023 – 2027)

PHASE / RESPONSIBLE AGENCY	FUND CODE:	<2023	2023	2024	2025	2026	2027	>2027	ALL YEARS
CAPITAL / RESPONSIBLE AGENCY NOT AVAILABLE	DPTO-STATE - PTO		\$136,000						\$136,000
CAPITAL / RESPONSIBLE AGENCY NOT AVAILABLE	LF-LOCAL FUNDS		\$34,000						\$34,000
Totals	Phase: CAPITAL Totals		\$170,000						\$170,000
	Item: 432997 1 Totals		\$170,000						\$170,000
	Project Totals		\$170,000						\$170,000

Information for Item Number: 436829 1

PROJECT DESCRIPTION: INVERNESS AIRPORT - MAINTENANCE AND REMARKING OF RUNWAY/TAXIWAY *NON-SIS*
 TYPE OF WORK: AVIATION PRESERVATION PROJECT
 LRTP 2045 REFERENCE: GOAL 2, OBJECTIVE 2; GOAL 4, OBJECTIVE 1; GOAL 6, OBJECTIVE 1

COUNTY: CITRUS
 DISTRICT: 07
 PROJECT LENGTH: 0.000

Table 70: Item 436829 1 Project Detail by Phase, Fund Code and Fiscal Year (2023 – 2027)

PHASE / RESPONSIBLE AGENCY	FUND CODE:	<2023	2023	2024	2025	2026	2027	>2027	ALL YEARS
CAPITAL / RESPONSIBLE AGENCY NOT AVAILABLE	DPTO-STATE - PTO			\$165,000					\$165,000
CAPITAL / RESPONSIBLE AGENCY NOT AVAILABLE	LF-LOCAL FUNDS			\$41,250					\$41,250
Totals	Phase: CAPITAL Totals			\$206,250					\$206,250
	Item: 436829 1 Totals			\$206,250					\$206,250
	Project Totals			\$206,250					\$206,250

Information for Item Number: 440559 1

PROJECT DESCRIPTION: INVERNESS AIRPORT - TAXILANES FOR T-HANGARS *NON-SIS*
 TYPE OF WORK: AVIATION REVENUE/OPERATIONAL
 EXTRA DESCRIPTION: DESIGN AND CONSTRUCT
 LRTP 2045 REFERENCE: GOAL 2, OBJECTIVE 2; GOAL 4, OBJECTIVE 1; GOAL 6, OBJECTIVE 1 LRTP

COUNTY: CITRUS
 DISTRICT: 07
 PROJECT LENGTH: 0.000

Table 71: Item 440559 1 Project Detail by Phase, Fund Code and Fiscal Year (2023 – 2027)

PHASE / RESPONSIBLE AGENCY	FUND CODE:	<2023	2023	2024	2025	2026	2027	>2027	ALL YEARS
CAPITAL / RESPONSIBLE AGENCY NOT AVAILABLE	DPTO-STATE - PTO				\$84,880				\$84,880
CAPITAL / RESPONSIBLE AGENCY NOT AVAILABLE	FAA-FEDERAL AVIATION ADMIN				\$954,900				\$954,900
CAPITAL / RESPONSIBLE AGENCY NOT AVAILABLE	LF-LOCAL FUNDS				\$21,220				\$21,220
Totals	Phase: CAPITAL Totals				\$1,061,000				\$1,061,000
	Item: 440559 1 Totals				\$1,061,000				\$1,061,000
	Project Totals				\$1,061,000				\$1,061,000

Information for Item Number: 444482 1

PROJECT DESCRIPTION: CRYSTAL RIVER - CAPTAIN TOM DAVIS AIRFIELD - RUNWAY 9-27 EXTENSION *NON-SIS*
 TYPE OF WORK: AVIATION PRESERVATION PROJECT
 EXTRA DESCRIPTION: CONSTRUCT 645 FT EXTENSION ON EAST END OF RUNWAY
 LRTP 2045 REFERENCE: GOAL 2, OBJECTIVE 2; GOAL 4, OBJECTIVE 1; GOAL 6, OBJECTIVE 1

COUNTY: CITRUS
 DISTRICT: 07
 PROJECT LENGTH: 0.000

Table 72: Item 444482 1 Project Detail by Phase, Fund Code and Fiscal Year (2023 – 2027)

PHASE / RESPONSIBLE AGENCY	FUND CODE:	<2023	2023	2024	2025	2026	2027	>2027	ALL YEARS
CAPITAL / RESPONSIBLE AGENCY NOT AVAILABLE	DPTO-STATE - PTO			\$323,354					\$323,354
CAPITAL / RESPONSIBLE AGENCY NOT AVAILABLE	LF-LOCAL FUNDS			\$80,840					\$80,840
Totals	Phase: CAPITAL Totals			\$404,194					\$404,194
	Item: 444482 1 Totals			\$404,194					\$404,194
	Project Totals			\$404,194					\$404,194

Information for Item Number: 446799 1

PROJECT DESCRIPTION: CRYSTAL RIVER - CAPTAIN TOM DAVIS AIRFIELD - ENVIRONMENTAL ASSESSMENT *NON-SIS*
 TYPE OF WORK: AVIATION ENVIRONMENTAL PROJECT
 EXTRA DESCRIPTION: RUNWAY 9-27 EXTENSION
 LRTP 2045 REFERENCE: GOAL 2, OBJECTIVE 2; GOAL 4, OBJECTIVE 1; GOAL 6, OBJECTIVE 1

COUNTY: CITRUS
 DISTRICT: 07
 PROJECT LENGTH: 0.000

Table 73: Item 446799 1 Project Detail by Phase, Fund Code and Fiscal Year (2023 – 2027)

PHASE / RESPONSIBLE AGENCY	FUND CODE:	<2023	2023	2024	2025	2026	2027	>2027	ALL YEARS
CAPITAL / RESPONSIBLE AGENCY NOT AVAILABLE	DDR-DISTRICT DEDICATED REVENUE		\$20,000						\$20,000
CAPITAL / RESPONSIBLE AGENCY NOT AVAILABLE	DPTO-STATE - PTO		\$260,000						\$260,000
CAPITAL / RESPONSIBLE AGENCY NOT AVAILABLE	LF-LOCAL FUNDS		\$70,000						\$70,000
Totals	Phase: CAPITAL Totals		\$350,000						\$350,000
	Item: 446799 1 Totals		\$350,000						\$350,000
	Project Totals		\$350,000						\$350,000

Information for Item Number: 446802 1

PROJECT DESCRIPTION: INVERNESS AIRPORT - UPDATE AIRPORT MASTER PLAN *NON-SIS*
 TYPE OF WORK: AVIATION CAPACITY PROJECT
 LRTP 2045 REFERENCE: GOAL 2, OBJECTIVE 2; GOAL 4, OBJECTIVE 1; GOAL 6, OBJECTIVE 1

COUNTY: CITRUS
 DISTRICT: 07
 PROJECT LENGTH: 0.000

Table 74: Item 446802 1 Project Detail by Phase, Fund Code and Fiscal Year (2023 – 2027)

PHASE / RESPONSIBLE AGENCY	FUND CODE:	<2023	2023	2024	2025	2026	2027	>2027	ALL YEARS
CAPITAL / RESPONSIBLE AGENCY NOT AVAILABLE	DDR-DISTRICT DEDICATED REVENUE		\$15,600						\$15,600
CAPITAL / RESPONSIBLE AGENCY NOT AVAILABLE	FAA-FEDERAL AVIATION ADMIN		\$175,500						\$175,500
CAPITAL / RESPONSIBLE AGENCY NOT AVAILABLE	LF-LOCAL FUNDS		\$3,900						\$3,900
Totals	Phase: CAPITAL Totals		\$195,000						\$195,000
	Item: 446802 1 Totals		\$195,000						\$195,000
	Project Totals		\$195,000						\$195,000

Information for Item Number: 448727 1

PROJECT DESCRIPTION: CRYSTAL RIVER-CAPTAIN TOM DAVIS FIELD ROADWAY IMPROVEMENTS-DESIGN *NON-SIS*
 TYPE OF WORK: AVIATION PRESERVATION PROJECT
 LRTP 2045 REFERENCE: GOAL 2, OBJECTIVE 2; GOAL 4, OBJECTIVE 1; GOAL 6, OBJECTIVE 1

COUNTY: CITRUS
 DISTRICT: 07
 PROJECT LENGTH: 0.000

Table 75: Item 448727 1 Project Detail by Phase, Fund Code and Fiscal Year (2023 – 2027)

PHASE / RESPONSIBLE AGENCY	FUND CODE:	<2023	2023	2024	2025	2026	2027	>2027	ALL YEARS
CAPITAL / RESPONSIBLE AGENCY NOT AVAILABLE	DDR-DISTRICT DEDICATED REVENUE			\$8,000					\$8,000
CAPITAL / RESPONSIBLE AGENCY NOT AVAILABLE	FAA-FEDERAL AVIATION ADMIN			\$90,000					\$90,000
CAPITAL / RESPONSIBLE AGENCY NOT AVAILABLE	LF-LOCAL FUNDS			\$2,000					\$2,000
Totals	Phase: CAPITAL Totals			\$100,000					\$100,000
	Item: 448727 1 Totals			\$100,000					\$100,000
	Project Totals			\$100,000					\$100,000

Information for Item Number: 449406 1

PROJECT DESCRIPTION: CRYSTAL RIVER AIRPORT - EA FOR WETLAND REMOVAL *NON-SIS*
 TYPE OF WORK: AVIATION PRESERVATION PROJECT
 LRTP 2045 REFERENCE: GOAL 2, OBJECTIVE 2; GOAL 4, OBJECTIVE 1; GOAL 6, OBJECTIVE 1

COUNTY: CITRUS
 DISTRICT: 07
 PROJECT LENGTH: 0.000

Table 76: Item: 449406 1 Project Detail by Phase, Fund Code and Fiscal Year (2023 – 2027)

PHASE / RESPONSIBLE AGENCY	FUND CODE:	<2023	2023	2024	2025	2026	2027	>2027	ALL YEARS
CAPITAL / RESPONSIBLE AGENCY NOT AVAILABLE	DPTO-STATE - PTO		\$12,000						\$12,000
CAPITAL / RESPONSIBLE AGENCY NOT AVAILABLE	FAA-FEDERAL AVIATION ADMIN		\$90,000						\$90,000
CAPITAL / RESPONSIBLE AGENCY NOT AVAILABLE	LF-LOCAL FUNDS		\$5,000						\$5,000
Totals	Phase: CAPITAL Totals		\$107,000						\$107,000
	Item: 449406 1 Totals		\$107,000						\$107,000
	Project Totals		\$107,000						\$107,000

Information for Item Number: 449846 1

PROJECT DESCRIPTION: INVERNESS AIRPORT - RUNWAY APPROACH OBSTRUCTION CLEARING *NON-SIS*
 TYPE OF WORK: AVIATION SAFETY PROJECT
 LRTP 2045 REFERENCE: GOAL 2, OBJECTIVE 2; GOAL 4, OBJECTIVE 1; GOAL 6, OBJECTIVE 1

COUNTY: CITRUS
 DISTRICT: 07
 PROJECT LENGTH: 0.000

Table 77: Item: 449846 1 Project Detail by Phase, Fund Code and Fiscal Year (2023 – 2027)

PHASE / RESPONSIBLE AGENCY	FUND CODE:	<2023	2023	2024	2025	2026	2027	>2027	ALL YEARS
CAPITAL / RESPONSIBLE AGENCY NOT AVAILABLE	DDR-DISTRICT DEDICATED REVENUE		\$24,000						\$24,000
CAPITAL / RESPONSIBLE AGENCY NOT AVAILABLE	FAA-FEDERAL AVIATION ADMIN		\$270,000						\$270,000
CAPITAL / RESPONSIBLE AGENCY NOT AVAILABLE	LF-LOCAL FUNDS		\$6,000						\$6,000
Totals			Phase: CAPITAL Totals						\$300,000
			Item: 449846 1 Totals						\$300,000

Information for Item Number: 449846 2

PROJECT DESCRIPTION: INVERNESS AIRPORT - DESIGN AND CONSTRUCT T HANGARS *NON-SIS*
 TYPE OF WORK: AVIATION REVENUE/OPERATIONAL
 LRTP 2045 REFERENCE: GOAL 2, OBJECTIVE 2; GOAL 4, OBJECTIVE 1; GOAL 6, OBJECTIVE 1

COUNTY: CITRUS
 DISTRICT: 07
 PROJECT LENGTH: 0.000

Table 78: Item 449846 2 Project Detail by Phase, Fund Code and Fiscal Year (2023 – 2027)

PHASE / RESPONSIBLE AGENCY	FUND CODE	<2023	2023	2024	2025	2026	2027	>2027	ALL YEARS
CAPITAL / RESPONSIBLE AGENCY NOT AVAILABLE	DDR-DISTRICT DEDICATED REVENUE			\$1,500,000					\$1,500,000
CAPITAL / RESPONSIBLE AGENCY NOT AVAILABLE	LF-LOCAL FUNDS			\$1,500,000					\$1,500,000
Totals			Phase: CAPITAL Totals						\$3,000,000
			Item: 449846 2 Totals						\$3,000,000

Information for Item Number: 449846 3

PROJECT DESCRIPTION: CRYSTAL RIVER AIRPORT - ACQUIRE PARCEL FOR APPROACH TO RUNWAY 9.27 *NON-SIS*
 TYPE OF WORK: AVIATION SAFETY PROJECT
 LRTP 2045 REFERENCE: GOAL 2, OBJECTIVE 2; GOAL 4, OBJECTIVE 1; GOAL 6, OBJECTIVE 1

COUNTY: CITRUS
 DISTRICT: 07
 PROJECT LENGTH: 0.000

Table 79: Item 449846 3 Project Detail by Phase, Fund Code and Fiscal Year (2023 – 2027)

PHASE / RESPONSIBLE AGENCY	FUND CODE:	<2023	2023	2024	2025	2026	2027	>2027	ALL YEARS
CAPITAL / RESPONSIBLE AGENCY NOT AVAILABLE	DDR-DISTRICT DEDICATED REVENUE		\$80,000						\$80,000
CAPITAL / RESPONSIBLE AGENCY NOT AVAILABLE	LF-LOCAL FUNDS		\$20,000						\$20,000
Totals		Phase: CAPITAL Totals							\$100,000
		Item: 449846 3 Totals							\$100,000
		Project Totals		\$400,000	\$3,000,000				\$3,400,000

Information for Item Number: 450280 1

PROJECT DESCRIPTION: REHABILITATE AIRFIELD SECURITY AND GATES - INVERNESS AIRPORT *NON-SIS*
 TYPE OF WORK: AVIATION SECURITY PROJECT
 LRTP 2045 REFERENCE: GOAL 2, OBJECTIVE 2; GOAL 4, OBJECTIVE 1; GOAL 6, OBJECTIVE 1

COUNTY: CITRUS
 DISTRICT: 07
 PROJECT LENGTH: 0.000

Table 80: Item 450280 1 Project Detail by Phase, Fund Code and Fiscal Year (2023 – 2027)

PHASE / RESPONSIBLE AGENCY	FUND CODE:	<2023	2023	2024	2025	2026	2027	>2027	ALL YEARS
CAPITAL / RESPONSIBLE AGENCY NOT AVAILABLE	DPTO-STATE - PTO						\$409,600		\$409,600
CAPITAL / RESPONSIBLE AGENCY NOT AVAILABLE	LF-LOCAL FUNDS						\$102,400		\$102,400
Total		Phase: CAPITAL Totals					\$512,000		\$512,000
		Item: 450280 1 Totals					\$512,000		\$512,000
		Project Totals					\$512,000		\$512,000

Information for Item Number: 435240 1

PROJECT DESCRIPTION: BROOKSVILLE-TAMPA BAY REGIONAL AIRPORT - RUNWAY REHABILITATION *NON-SIS*
 TYPE OF WORK: AVIATION SECURITY PROJECT
 EXTRA DESCRIPTION: DESIGN AND CONSTRUCT
 LRTP 2045 REFERENCE: GOAL 2, OBJECTIVE 2; GOAL 4, OBJECTIVE 1; GOAL 6, OBJECTIVE 1

COUNTY: HERNANDO
 DISTRICT: 07
 PROJECT LENGTH: 0.000

Table 81: Item 435240 1 Project Detail by Phase, Fund Code and Fiscal Year (2023 – 2027)

Phase / Responsible Agency	Fund Code:	<2023	2023	2024	2025	2026	2027	>2027	All Years
CAPITAL / RESPONSIBLE AGENCY NOT AVAILABLE	DPTO-STATE - PTO				\$160,000				\$160,000
CAPITAL / RESPONSIBLE AGENCY NOT AVAILABLE	LF-LOCAL FUNDS				\$40,000				\$40,000
Total	Phase: CAPITAL Totals				\$200,000				\$200,000
	Item: 435240 1 Totals				\$200,000				\$200,000
	Project Totals				\$200,000				\$200,000

Information for Item Number: 446806 1

PROJECT DESCRIPTION: BROOKSVILLE - TAMPA BAY REGIONAL AIRPORT -RUNWAY 3 SHIFT EXTEND RUNWAY *NON-SIS*
 TYPE OF WORK: AVIATION PRESERVATION PROJECT
 LRTP 2045 REFERENCE: GOAL 2, OBJECTIVE 2; GOAL 4, OBJECTIVE 1; GOAL 6, OBJECTIVE 1

COUNTY: HERNANDO
 DISTRICT: 07
 PROJECT LENGTH: 0.000

Table 82: Item 446806 1 Project Detail by Phase, Fund Code and Fiscal Year (2023 – 2027)

Phase / Responsible Agency	Fund Code:	<2023	2023	2024	2025	2026	2027	>2027	All Years
CAPITAL / RESPONSIBLE AGENCY NOT AVAILABLE	DDR-DISTRICT DEDICATED REVENUE		\$2,087,051						\$2,087,051
CAPITAL / RESPONSIBLE AGENCY NOT AVAILABLE	LF-LOCAL FUNDS		\$521,763						\$521,763
Total	Phase: CAPITAL Totals		\$2,608,814						\$2,608,814
	Item: 446806 1 Totals		\$2,608,814						\$2,608,814
	Project Totals		\$2,608,814						\$2,608,814

Information for Item Number: 448724 1

PROJECT DESCRIPTION: BROOKSVILLE TAMPABAY REGIONAL AIRPORT RUNWAY 3-21 REHAB & RUNWAY SHIFT *NON-SIS*
 TYPE OF WORK: AVIATION PRESERVATION PROJECT
 LRTP 2045 REFERENCE: GOAL 2, OBJECTIVE 2; GOAL 4, OBJECTIVE 1; GOAL 6, OBJECTIVE 1

COUNTY: HERNANDO
 DISTRICT: 07
 PROJECT LENGTH: 0.000

Table 83: Item 448724 1 Project Detail by Phase, Fund Code and Fiscal Year (2023 – 2027)

Phase / Responsible Agency	Fund Code:	<2023	2023	2024	2025	2026	2027	>2027	All Years
CAPITAL / RESPONSIBLE AGENCY NOT AVAILABLE	DDR-DISTRICT DEDICATED REVENUE			\$600,000					\$600,000
CAPITAL / RESPONSIBLE AGENCY NOT AVAILABLE	LF-LOCAL FUNDS			\$150,000					\$150,000
Total	Phase: CAPITAL Totals			\$750,000					\$750,000
	Item: 448724 1 Totals			\$750,000					\$750,000
	Project Totals			\$750,000					\$750,000

FLP Transit

Information for Item Number: 402628 1

PROJECT DESCRIPTION:	FTA SECTION 5311 OPERATING *NON-SIS*	COUNTY:	CITRUS
TYPE OF WORK:	CAPITAL FOR FIXED ROUTE	DISTRICT:	07
EXTRA DESCRIPTION:	CITRUS COUNTY BOCC	PROJECT LENGTH:	0.000
LRTP 2045 REFERENCE:	GOAL 1, OBJECTIVE 3; GOAL 3, OBJECTIVES 1-3, AND 5		

Table 84: Item: 402628 1 Project Detail by Phase, Fund Code and Fiscal Year (2023 – 2027)

PHASE / RESPONSIBLE AGENCY	FUND CODE:	<2023	2023	2024	2025	2026	2027	>2027	ALL YEARS
OPERATIONS / MANAGED BY CITRUS COUNTY	DDR-DISTRICT DEDICATED REVENUE	\$31,314							\$31,314
OPERATIONS / MANAGED BY CITRUS COUNTY	DU-STATE PRIMARY/FEDERAL REIMB	\$5,184,527	\$120,171	\$137,468	\$119,301	\$119,301	\$119,301		\$5,800,069
OPERATIONS / MANAGED BY CITRUS COUNTY	LF-LOCAL FUNDS	\$5,309,777	\$120,171	\$137,468	\$119,301	\$119,301	\$119,301		\$5,925,319
Total	Phase: OPERATIONS Totals	\$10,525,618	\$240,342	\$274,936	\$238,602	\$238,602	\$238,602		\$11,756,702
	Item: 402628 1 Totals	\$10,525,618	\$240,342	\$274,936	\$238,602	\$238,602	\$238,602		\$11,756,702

Information for Item Number: 402628 2

PROJECT DESCRIPTION:	FTA SECTION 5311 *NON-SIS*	COUNTY:	CITRUS
TYPE OF WORK:	OPERATING/ADMIN. ASSISTANCE	DISTRICT:	07
EXTRA DESCRIPTION:	CITRUS COUNTY BOCC - FTA SECTION 5311	PROJECT LENGTH:	0.000
LRTP 2045 REFERENCE:	GOAL 1, OBJECTIVE 3; GOAL 3, OBJECTIVES 1-3, AND 5		

Table 85: Item: 402628 2 Project Detail by Phase, Fund Code and Fiscal Year (2023 – 2027)

PHASE / RESPONSIBLE AGENCY	FUND CODE:	<2023	2023	2024	2025	2026	2027	>2027	ALL YEARS
OPERATIONS / MANAGED BY CITRUS COUNTY	DU-STATE PRIMARY/FEDERAL REIMB	\$521,075	\$129,375	\$100,755	\$81,221	\$58,218	\$128,471		\$1,019,115
OPERATIONS / MANAGED BY CITRUS COUNTY	LF-LOCAL FUNDS	\$521,075	\$129,375	\$100,755	\$81,221	\$58,218	\$128,471		\$1,019,115
CAPITAL / MANAGED BY CITRUS COUNTY	DU-STATE PRIMARY/FEDERAL REIMB	\$3,631,468							\$3,631,468
CAPITAL / MANAGED BY CITRUS COUNTY	LF-LOCAL FUNDS	\$596,494							\$596,494
Total	Item: 402628 2 Totals	\$5,270,112	\$258,750	\$201,510	\$162,442	\$116,436	\$256,942		\$6,266,192

Table 86: Item 402628 2 Phase Totals by Fiscal Year (2023 – 2027)

PHASE	<2023	2023	2024	2025	2026	2027	>2027	ALL YEARS
OPERATIONS	\$1,042,150	\$258,750	\$201,510	\$162,442	\$116,436	\$256,942		\$2,038,230
CAPITAL	\$4,227,962							\$4,227,962
Item: 402628 2 Totals	\$5,270,112	\$258,750	\$201,510	\$162,442	\$116,436	\$256,942	\$0	\$6,266,192

Information for Item Number: 402628 4

PROJECT DESCRIPTION: CITRUS COUNTY BOCC - FTA SECTION 5307 *NON*-SIS* COUNTY: CITRUS
 TYPE OF WORK: OPERATING/ADMIN. ASSISTANCE DISTRICT: 07
 EXTRA DESCRIPTION: SMALL URBANIZED AREA GOVERNOR'S APPORTIONMENT PROJECT LENGTH: 0.000
 LRTP 2045 REFERENCE: GOAL 1, OBJECTIVE 3; GOAL 3, OBJECTIVES 1-3, AND 5

Table 87: Item: 402628 4 Project Detail by Phase, Fund Code and Fiscal Year (2023 – 2027)

PHASE / RESPONSIBLE AGENCY	FUND CODE:	<2023	2023	2024	2025	2026	2027	>2027	ALL YEARS
OPERATIONS / MANAGED BY CITRUS COUNTY TRANSIT	FTA-FEDERAL TRANSIT ADMINISTRATION		\$1,250,000	\$1,250,000	\$1,250,000	\$1,250,000			\$5,000,000
OPERATIONS / MANAGED BY CITRUS COUNTY TRANSIT	LF-LOCAL FUNDS		\$350,000	\$350,000	\$350,000	\$350,000			\$1,400,000
OPERATIONS / MANAGED BY CITRUS COUNTY TRANSIT	FTA-FEDERAL TRANSIT ADMINISTRATION	\$6,145,165							\$6,145,165
OPERATIONS / MANAGED BY CITRUS COUNTY TRANSIT	LF-LOCAL FUNDS	\$6,145,165							\$6,145,165
Totals	Item: 402628 4 Totals	\$12,290,330	\$1,600,000	\$1,600,000	\$1,600,000	\$1,600,000	\$1,600,000		\$18,690,330
	Project Totals	\$28,086,060	\$2,099,092	\$2,076,446	\$2,001,044	\$1,955,038	\$495,544		\$36,217,680

Table 88: Item 402628 4 Phase Totals by Fiscal Year (2023 – 2027)

PHASE	<2023	2023	2024	2025	2026	2027	>2027	ALL YEARS
OPERATIONS		\$1,600,000	\$1,600,000	\$1,600,000	\$1,600,000			\$6,400,000
CAPITAL	\$12,290,330							\$12,290,330
Item: 402628 4 Phase Totals	\$12,290,330	\$1,600,000	\$1,600,000	\$1,600,000	\$1,600,000			\$18,690,330
Project Totals	\$28,086,060	\$2,099,092	\$2,076,446	\$2,001,044	\$1,955,038	\$495,544		\$36,217,680

Information for Item Number: 438845 1

PROJECT DESCRIPTION: CITRUS COUNTY BOCC - STATE TRANSIT BLOCK GRANT *NON-SIS*
 TYPE OF WORK: OPERATING/ADMIN. ASSISTANCE
 EXTRA DESCRIPTION: HOMOSSASSA SPRINGS
 LRTP 2045 REFERENCE: GOAL 1, OBJECTIVE 3; GOAL 3, OBJECTIVES 1-3, AND 5

COUNTY: CITRUS
 DISTRICT: 07
 PROJECT LENGTH: 0.000

Table 89: Item: 438845 1 Project Detail by Phase, Fund Code and Fiscal Year (2023 – 2027)

PHASE / RESPONSIBLE AGENCY	FUND CODE:	<2023	2023	2024	2025	2026	2027	>2027	ALL YEARS
OPERATIONS / MANAGED BY CITRUS COUNTY TRANSIT	DDR-DISTRICT DEDICATED REVENUE	\$602,905			\$329,104	\$329,104	\$350,000		\$1,611,113
OPERATIONS / MANAGED BY CITRUS COUNTY TRANSIT	DPTO-STATE - PTO	\$955,282	\$310,212	\$319,518					\$1,585,012
OPERATIONS / MANAGED BY CITRUS COUNTY TRANSIT	LF-LOCAL FUNDS	\$1,666,871	\$310,212	\$319,518	\$329,104	\$329,104	\$350,000		\$3,304,809
Totals	Phase: OPERATIONS Totals	\$3,225,058	\$620,424	\$639,036	\$658,208	\$658,208	\$700,000		\$6,500,934
	Item: 438845 1 Totals	\$3,225,058	\$620,424	\$639,036	\$658,208	\$658,208	\$700,000		\$6,500,934
	Project Totals	\$3,225,058	\$620,424	\$639,036	\$658,208	\$658,208	\$700,000		\$6,500,934

Information for Item Number: 401982 1

PROJECT DESCRIPTION: HERNANDO COUNTY SECTION 5311 *NON-SIS*
 TYPE OF WORK: OPERATING/ADMIN. ASSISTANCE
 EXTRA DESCRIPTION: FTA SECTION 5311
 LRTP 2045 REFERENCE: GOAL 1, OBJECTIVE 3; GOAL 3, OBJECTIVES 1-3, AND 5

COUNTY: HERNANDO
 DISTRICT: 07
 PROJECT LENGTH: 0.000

Table 90: Item: 401982 1 Project Detail by Phase, Fund Code and Fiscal Year (2023 – 2027)

PHASE / RESPONSIBLE AGENCY	FUND CODE:	<2023	2023	2024	2025	2026	2027	>2027	ALL YEARS
OPERATIONS / MANAGED BY HERNANDO	DU-STATE PRIMARY/FEDERAL REIMB	\$2,569,311	\$274,937	\$287,717	\$315,527	\$315,527	\$315,527		\$4,078,546
OPERATIONS / MANAGED BY HERNANDO	LF-LOCAL FUNDS	\$2,598,762	\$274,937	\$287,717	\$315,527	\$315,527	\$315,527		\$4,107,997
CAPITAL / MANAGED BY HERNANDO	LF-LOCAL FUNDS	\$22,000							\$22,000
Totals	Item: 401982 1 Totals	\$5,190,073	\$549,874	\$575,434	\$631,054	\$631,054	\$631,054	\$0	\$8,208,543

Table 91: Item 402628 4 Phase Totals by Fiscal Year (2023 – 2027)

PHASE	<2023	2023	2024	2025	2026	2027	>2027	ALL YEARS
OPERATIONS	\$5,168,073	\$549,874	\$575,434	\$631,054	\$631,054	\$631,054		\$8,186,543
CAPITAL	\$22,000							\$22,000
Total	\$5,190,073	\$549,874	\$575,434	\$631,054	\$631,054	\$631,054	\$0	\$8,208,543

Information for Item Number: 401982 2

PROJECT DESCRIPTION: HERNANDO COUNTY BOCC - FTA SECTION 5311 *NON-SIS*
 TYPE OF WORK: CAPITAL FOR FIXED ROUTE
 EXTRA DESCRIPTION: THE BUS
 LRTP 2045 REFERENCE: GOAL 1, OBJECTIVE 3; GOAL 3, OBJECTIVES 1-3, AND 5

COUNTY: HERNANDO
 DISTRICT: 07
 PROJECT LENGTH: 0.000

Table 92: Item: 401982 2 Project Detail by Phase, Fund Code and Fiscal Year (2023 – 2027)

Phase / Responsible Agency	Fund Code:	<2023	2023	2024	2025	2026	2027	>2027	All Years
OPERATIONS / MANAGED BY HERNANDO/CITRUS MPO	DU-STATE PRIMARY/FEDERAL REIMB	\$230,059	\$47,926	\$68,855	\$35,000	\$25,000	\$130,083		\$536,923
OPERATIONS / MANAGED BY HERNANDO/CITRUS MPO	LF-LOCAL FUNDS	\$230,059	\$47,926	\$68,855	\$35,000	\$25,000	\$130,083		\$536,923
Totals	Phase: OPERATIONS Totals	\$460,118	\$95,852	\$137,710	\$70,000	\$50,000	\$260,166		\$1,073,846
	Item: 401982 2 Totals	\$460,118	\$95,852	\$137,710	\$70,000	\$50,000	\$260,166		\$1,073,846
	Project Totals	\$5,650,191	\$645,726	\$713,144	\$701,054	\$681,054	\$891,220		\$8,391,169

Information for Item Number: 408104 1

PROJECT DESCRIPTION: HERNANDO COUNTY BLOCK GRANT *NON-SIS*
 TYPE OF WORK: OPERATING FOR FIXED ROUTE
 EXTRA DESCRIPTION: HERNANDO COUNTY BOCC - STATE TRANSIT BLOCK GRANT - THE BUS
 LRTP 2045 REFERENCE: GOAL 1, OBJECTIVE 3; GOAL 3, OBJECTIVES 1-3, AND 5

COUNTY: HERNANDO
 DISTRICT: 07
 PROJECT LENGTH: 0.000

Table 93: Item: 408104 1 Project Detail by Phase, Fund Code and Fiscal Year (2023 – 2027)

Phase / Responsible Agency	Fund Code:	<2023	2023	2024	2025	2026	2027	>2027	All Years
OPERATIONS / MANAGED BY HERNANDO/CITRUS MPO	DDR-DISTRICT DEDICATED REVENUE	\$2,694,716			\$257,724	\$265,456	\$460,000		\$3,677,896
OPERATIONS / MANAGED BY HERNANDO/CITRUS MPO	DPTO-STATE - PTO	\$1,775,006	\$423,578	\$415,860	\$170,612	\$175,730			\$2,960,786
OPERATIONS / MANAGED BY HERNANDO/CITRUS MPO	DS-STATE PRIMARY HIGHWAYS & PTO	\$1,397,737							\$1,397,737
OPERATIONS / MANAGED BY HERNANDO/CITRUS MPO	LF-LOCAL FUNDS	\$5,834,356	\$423,578	\$415,860	\$428,336	\$441,186	\$460,000		\$8,003,316
Totals	Phase: OPERATIONS Totals	\$11,701,815	\$847,156	\$831,720	\$856,672	\$882,372	\$920,000		\$16,039,735
	Item: 408104 1 Totals	\$11,701,815	\$847,156	\$831,720	\$856,672	\$882,372	\$920,000		\$16,039,735
	Project Totals	\$11,701,815	\$847,156	\$831,720	\$856,672	\$882,372	\$920,000		\$16,039,735

Information for Item Number: 408715 1

PROJECT DESCRIPTION: HERNANDO COUNTY BOCC - FTA SECTION 5307 *NON-SIS*
 TYPE OF WORK: TRANSIT IMPROVEMENT
 EXTRA DESCRIPTION: THE BUS - SMALL URBANIZED GOV. APPROPRIATION
 LRTP 2045 REFERENCE: GOAL 1, OBJECTIVE 3; GOAL 3, OBJECTIVES 1-3, AND 5

COUNTY: HERNANDO
 DISTRICT: 07
 PROJECT LENGTH: 0.000

Table 94: Item: 408715 1 Project Detail by Phase, Fund Code and Fiscal Year (2023 – 2027)

Phase / Responsible Agency	Fund Code:	<2023	2023	2024	2025	2026	2027	>2027	All Years
OPERATIONS / MANAGED BY HERNANDO	FTA-FEDERAL TRANSIT ADMINISTRATION	\$700,000	\$350,000	\$900,000	\$1,250,000	\$1,250,000			\$4,450,000
OPERATIONS / MANAGED BY HERNANDO	LF-LOCAL FUNDS	\$700,000	\$350,000	\$350,000	\$350,000	\$350,000			\$2,100,000
CAPITAL / MANAGED BY HERNANDO	FTA-FEDERAL TRANSIT ADMINISTRATION	\$9,348,621	\$900,000						\$10,248,621
Totals	Item: 408715 1 Totals	\$10,748,621	\$1,600,000	\$1,250,000	\$1,600,000	\$1,600,000			\$16,798,621
	Project Totals	\$10,748,621	\$1,600,000	\$1,250,000	\$1,600,000	\$1,600,000			\$16,798,621
	Grand Total	\$247,881,414	\$151,070,445	\$61,464,429	\$69,123,723	\$277,828,694	\$22,945,278	\$1,191	\$807,369,896

Table 95: Item 408715 1 Phase Totals by Fiscal Year (2023 – 2027)

Phase	<2023	2023	2024	2025	2026	2027	>2027	All Years
OPERATIONS	\$1,400,000	\$700,000	\$1,250,000	\$1,600,000	\$1,600,000			\$6,550,000
CAPITAL	\$9,348,621	\$900,000						\$10,248,621
Item: 408715 1 Phase Totals	\$10,748,621	\$1,600,000	\$1,250,000	\$1,600,000	\$1,600,000			\$16,798,621
Grand Total	\$247,881,414	\$151,070,445	\$61,464,429	\$69,123,723	\$277,828,694	\$22,945,278	\$1,191	\$807,369,896

APPENDIX F: FDOT ANNUAL LISTING OF OBLIGATED PROJECTS 2021

HIGHWAY

Table 96: Item Number: 257165 3

DESCRIPTOR	PROJECT INFORMATION
Item Number	257165 3
District	07
County	CITRUS
Roadway ID	02010000
Type of Work	ADD LANES & RECONSTRUCT
Lanes Exist / Improved / Added	2 / 2 / 2
Project Length	0.157 MI
SIS or Non-SIS	*NON-SIS*
Project Description	US 41 (SR 45) FROM SR 44 TO S OF WITHLACOOCHEE TRAIL BRIDGE

Table 98: Item Number: 405822 3

DESCRIPTOR	PROJECT INFORMATION
Item Number	405822 3
District	07
County	CITRUS
Roadway ID	02030000
Type of Work	ADD LANES & RECONSTRUCT
Lanes Exist / Improved / Added	4 / 6 / 2
Project Length	4.805 MI
SIS or Non-SIS	*SIS*
Project Description	US 19 (SR 55) FROM W JUMP COURT TO W FORT ISLAND TRAIL

Table 97: Funding Information for Item Number: 257165 3

PHASE/AGENCY RESPONSIBLE	FUND CODE	2021
RIGHT OF WAY / MANAGED BY FDOT	CM	\$1,831,592
RIGHT OF WAY / MANAGED BY FDOT	SN	\$1,319,770
TOTAL		\$3,151,362

Source: FDOT District 7 Office 10-21- 21 Obligations Report

Table 99: Funding Information for Item Number: 405822 3

PHASE/AGENCY RESPONSIBLE	FUND CODE	2021
CONSTRUCTION / MANAGED BY FDOT	NHPP	\$7,082,614
CONSTRUCTION / MANAGED BY FDOT	SA	\$363,129
CONSTRUCTION / MANAGED BY FDOT	SN	\$66,209
TOTAL		\$7,511,952

Source: FDOT District 7 Office 10-21- 21 Obligations Report

Table 100: Item Number: 430021 1

DESCRIPTOR	PROJECT INFORMATION
Item Number	430021 1
District	07
County	CITRUS
Roadway ID	02610000
Type of Work	BRIDGE REPLACEMENT
Lanes Exist / Improved / Added	2 / 2 / 0
Project Length	0.333 MI
SIS or Non-SIS	*NON-SIS*
Project Description	CR490A/HALLS RIVER FROM W OF HALLS RIVER TO E OF HALLS RIVER

Table 102: Item Number: 437514 1

DESCRIPTOR	PROJECT INFORMATION
Item Number	437514 1
District	07
County	CITRUS
Roadway ID	02030000
Type of Work	RESURFACING
Lanes Exist / Improved / Added	4 / 4 / 8
Project Length	6.809 MI
SIS or Non-SIS	*SIS*
Project Description	US 19/US 98/SR 55/S SUNCOAST BLVD FR HERNANDO CO LN TO W GREEN ACRES

Table 101 Funding Information for Item Number: 430021 1

PHASE/AGENCY RESPONSIBLE	FUND CODE	2021
CONSTRUCTION / MANAGED BY FDOT	NHBR	\$1,000
TOTAL		\$1,000

Source: FDOT District 7 Office 10-21- 21 Obligations Report

Table 103: Funding Information for Item Number: 437514 1

PHASE/AGENCY RESPONSIBLE	FUND CODE	2021
CONSTRUCTION / MANAGED BY FDOT	GFSA	\$125,926
CONSTRUCTION / MANAGED BY FDOT	HSP	\$1,330,829
CONSTRUCTION / MANAGED BY FDOT	SA	\$4,910
TOTAL		\$1,461,665

Source: FDOT District 7 Office 10-21- 21 Obligations Report

Table 104: Item Number: 439698 1

DESCRIPTOR	PROJECT INFORMATION
Item Number	439698 1
District	07
County	CITRUS
Roadway ID	02000027
Type of Work	SIDEWALK
Lanes Exist / Improved / Added	0 / 2 / 0
Project Length	1.605 MI
SIS or Non-SIS	*NON-SIS*
Project Description	FOREST RIDGE ELEM FR CR486/NORVELL BRYANT HWY TO W LAKE BEVERLY DR

Table 106: Item Number 439699 1

DESCRIPTOR	PROJECT INFORMATION
Item Number	439699 1
District	07
County	CITRUS
Roadway ID	02520000
Type of Work	SIDEWALK
Lanes Exist / Improved / Added	0 / 2 / 0
Project Length	1.1 MI
SIS or Non-SIS	*NON-SIS*
Project Description	PLEASANT GROVE ELEMENTARY - PLEASANT GROVE RD AND DRUID RD

Table 105: Funding Information for Item Number: 439698 1

PHASE/AGENCY RESPONSIBLE	FUND CODE	2021
CONSTRUCTION / MANAGED BY FDOT	SR2T	\$2,041,664
TOTAL		\$2,041,664

Source: FDOT District 7 Office 10-21- 21 Obligations Report

Table 107: Funding Information for Item Number: 439699 1

PHASE/AGENCY RESPONSIBLE	FUND CODE	2021
CONSTRUCTION / MANAGED BY FDOT	SR2S	\$32,101
CONSTRUCTION / MANAGED BY FDOT	SR2T	-\$28,518
PRELIMINARY ENGINEERING / MANAGED BY FDOT	SR2T	-\$272
TOTAL		\$3,311

Source: FDOT District 7 Office 10-21- 21 Obligations Report

Table 108: Item Number: 439829 7

DESCRIPTOR	PROJECT INFORMATION
Item Number	439829 7
District	07
County	CITRUS
Roadway ID	02010000
Type of Work	LIGHTING
Lanes Exist / Improved / Added	0 / 3 / 0
Project Length	0.04 MI
SIS or Non-SIS	*NON-SIS*
Project Description	US 41/N FLORIDA AVE AT E NORVELL BRYANT HWY/E PARSONS PT ROAD

Table 110: Item Number: 441104 1

DESCRIPTOR	PROJECT INFORMATION
Item Number	441104 1
District	07
County	CITRUS
Roadway ID	02000004
Type of Work	SIDEWALK
Lanes Exist / Improved / Added	0 / 2 / 0
Project Length	2.85 MI
SIS or Non-SIS	*NON-SIS*
Project Description	N TURKEY OAK DR FROM N BAY AVE TO SR 44

Table 109: Funding Information for Item Number: 439829 7

PHASE/AGENCY RESPONSIBLE	FUND CODE	2021
CONSTRUCTION / MANAGED BY FDOT	HSP	\$7,717
TOTAL		\$7,717

Source: FDOT District 7 Office 10-21- 21 Obligations Report

Table 111: Funding Information for Item Number: 441104 1

PHASE/AGENCY RESPONSIBLE	FUND CODE	2021
CONSTRUCTION / MANAGED BY FDOT	SA	\$38,687
CONSTRUCTION / MANAGED BY FDOT	SR2T	\$1,417,064
PRELIMINARY ENGINEERING / MANAGED BY FDOT	SA	-\$10,933
PRELIMINARY ENGINEERING / MANAGED BY FDOT	SR2T	-\$4,765
TOTAL		\$1,440,053

Source: FDOT District 7 Office 10-21- 21 Obligations Report

Table 112: Item Number: 443358 1

DESCRIPTOR	PROJECT INFORMATION
Item Number	443358 1
District	07
County	CITRUS
Roadway ID	-
Type of Work	BIKE PATH/TRAIL
Lanes Exist / Improved / Added	0 / 0 / 0
Project Length	0 MI
SIS or Non-SIS	*NON-SIS*
Project Description	WITHLACOOCHEE TRAIL FROM HERNANDO CL TO MARION CL

Table 114: Item Number: 446607 1

DESCRIPTOR	PROJECT INFORMATION
Item Number	446607 1
District	07
County	CITRUS
Roadway ID	-
Type of Work	RAIL SAFETY PROJECT
Lanes Exist / Improved / Added	0 / 0 / 0
Project Length	0 MI
SIS or Non-SIS	*NON-SIS*
Project Description	I-75 (SR 93) FROM N OF SR 50 TO HERNANDO/SUMTER CO/L

Table 113: Funding Information for Item Number: 443358 1

PHASE/AGENCY RESPONSIBLE	FUND CODE	2021
CONSTRUCTION / MANAGED BY FDOT	TALN	\$13,357
CONSTRUCTION / MANAGED BY FDOT	TALT	\$42,313
TOTAL		\$55,670

Source: FDOT District 7 Office 10-21- 21 Obligations Report

Table 115: Funding Information for Item Number: 446607 1

PHASE/AGENCY RESPONSIBLE	FUND CODE	2021
RAILROAD AND UTILITIES / MANAGED BY FDOT	RHH	\$114,842
TOTAL		\$114,842

Source: FDOT District 7 Office 10-21- 21 Obligations Report

Table 116: Item Number: 446610 1

DESCRIPTOR	PROJECT INFORMATION
Item Number	446610 1
District	07
County	CITRUS
Roadway ID	
Type of Work	RAIL SAFETY PROJECT
Lanes Exist / Improved / Added	0 / 0 / 0
Project Length	0 MI
SIS or Non-SIS	*NON-SIS*
Project Description	NORTH G.W. CARVER ROAD @ RR CROSSING 622600V

Table 118: Item Number: 257298 3

DESCRIPTOR	PROJECT INFORMATION
Item Number	257298 3
District	07
County	HERNANDO
Roadway ID	08000050
Type of Work	ADD LANES & RECONSTRUCT
Lanes Exist / Improved / Added	2 / 2 / 2
Project Length	2.637 MI
SIS or Non-SIS	*NON-SIS*
Project Description	CR 578 (CO LINE RD) FROM E OF EAST RD TO SPRINGTIME ST

Table 117: Funding Information for Item Number: 446610 1

PHASE/AGENCY RESPONSIBLE	FUND CODE	2021
RAILROAD AND UTILITIES / MANAGED BY FDOT	RHH	\$122,669
TOTAL		\$122,669

Source: FDOT District 7 Office 10-21- 21 Obligations Report

Table 119: Funding Information for Item Number: 257298 3

PHASE/AGENCY RESPONSIBLE	FUND CODE	2021
PRELIMINARY ENGINEERING / MANAGED BY FDOT	SL	\$1,000
TOTAL		\$1,000

Source: FDOT District 7 Office 10-21- 21 Obligations Report

Table 120: Item Number: 257298 5

DESCRIPTOR	PROJECT INFORMATION
Item Number	257298 5
District	07
County	HERNANDO
Roadway ID	08000050
Type of Work	NEW ROAD CONSTRUCTION
Lanes Exist / Improved / Added	4 / 4 / 4
Project Length	1.492 MI
SIS or Non-SIS	*NON-SIS*
Project Description	CR 578 (CO LINE RD) FROM SUNCOAST PARKWAY TO US41 AT AYERS RD

Table 122: Item Number: 257298 6

DESCRIPTOR	PROJECT INFORMATION
Item Number	257298 6
District	07
County	HERNANDO
Roadway ID	08000050
Type of Work	INTERSECTION IMPROVEMENT
Lanes Exist / Improved / Added	2 / 2 / 0
Project Length	0.674 MI
SIS or Non-SIS	*NON-SIS*
Project Description	CR 578 @ MARINER INT FM SPRINGTIME STREET TO EAST OF MARINER BLVD

Table 121: Funding for Item Number: 257298 5

PHASE/AGENCY RESPONSIBLE	FUND CODE	2021
CONSTRUCTION / MANAGED BY FDOT	CM	-\$1,455
CONSTRUCTION / MANAGED BY FDOT	SA	\$2,071,992
CONSTRUCTION / MANAGED BY FDOT	SL	\$2,776,401
CONSTRUCTION / MANAGED BY FDOT	SU	-\$24,663
PRELIMINARY ENGINEERING / MANAGED BY FDOT	SA	\$106,710
TOTAL		\$4,928,985

Source: [FDOT District 7 Office 10-21- 21 Obligations Report](#)

Table 123: Funding Information for Item Number: 257298 6

PHASE/AGENCY RESPONSIBLE	FUND CODE	2021
CONSTRUCTION / MANAGED BY FDOT	SA	\$146,253
TOTAL		\$146,253

Source: [FDOT District 7 Office 10-21- 21 Obligations Report](#)

Table 124: Item Number: 411011 4

DESCRIPTOR	PROJECT INFORMATION
Item Number	411011 4
District	07
County	HERNANDO
Roadway ID	08150000
Type of Work	ADD LANES & RECONSTRUCT
Lanes Exist / Improved / Added	4 / 4 / 2
Project Length	2.986 MI
SIS or Non-SIS	*SIS*
Project Description	I-75 (SR 93) FM S OF US98/SR50/CORTEZ TO N OF US98/SR50/CORTEZ

Table 126: Item Number: 411012 2

DESCRIPTOR	PROJECT INFORMATION
Item Number	411012 2
District	07
County	HERNANDO
Roadway ID	08150000
Type of Work	ADD LANES & REHABILITATE PVMNT
Lanes Exist / Improved / Added	4 / 4 / 2
Project Length	3.271 MI
SIS or Non-SIS	*SIS*
Project Description	I-75 (SR 93) FROM N OF SR 50 TO HERNANDO/SUMTER CO/L

Table 125: Funding Information for Item Number: 411011 4

PHASE/AGENCY RESPONSIBLE	FUND CODE	2021
CONSTRUCTION / MANAGED BY FDOT	NHPP	-\$15,462
CONSTRUCTION / MANAGED BY FDOT	SA	\$9,376
TOTAL		-\$6,086

Source: FDOT District 7 Office 10-21- 21 Obligations Report

Table 127: Funding Information for Item Number: 411012 2

PHASE/AGENCY RESPONSIBLE	FUND CODE	2021
CONSTRUCTION / MANAGED BY FDOT	SA	\$160,332
CONSTRUCTION / MANAGED BY FDOT	SL	\$23,445
TOTAL		\$183,777

Source: FDOT District 7 Office 10-21- 21 Obligations Report

Table 128: Item Number: 416732 3

DESCRIPTOR	PROJECT INFORMATION
Item Number	416732 3
District	07
County	HERNANDO
Roadway ID	08070000
Type of Work	ADD LANES & REHABILITATE PVMNT
Lanes Exist / Improved / Added	4 / 4 / 2
Project Length	2.154 MI
SIS or Non-SIS	*SIS*
Project Description	SR 50 FROM E OF US 98/MCKETHAN RD TO E OF US 301

Table 130: Item Number: 416732 4

DESCRIPTOR	PROJECT INFORMATION
Item Number	416732 4
District	07
County	HERNANDO
Roadway ID	08070000
Type of Work	ADD LANES & REHABILITATE PVMNT
Lanes Exist / Improved / Added	5 / 5 / 2
Project Length	3.488 MI
SIS or Non-SIS	*SIS*
Project Description	SR 50 FM WINDMERE RD/BRONSON BL TO E OF US 98/MCKETHAN RD

Table 129: Funding Information for Item Number: 416732 3

PHASE/AGENCY RESPONSIBLE	FUND CODE	2021
CONSTRUCTION / MANAGED BY FDOT	NHPP	\$5,246,246
GRANTS AND MISCELLANEOUS / MANAGED BY FDOT	SA	-\$26,656
RIGHT OF WAY / MANAGED BY FDOT	SA	\$122,387
TOTAL		\$5,341,977

Source: FDOT District 7 Office 10-21- 21 Obligations Report

Table 131: Funding Information for Item Number: 416732 4

PHASE/AGENCY RESPONSIBLE	FUND CODE	2021
CONSTRUCTION / MANAGED BY FDOT	NHPP	\$26,091,980
TOTAL		\$26,091,980

Source: FDOT District 7 Office 10-21- 21 Obligations Report

Table 132: Item Number: 416735 1

DESCRIPTOR	PROJECT INFORMATION
Item Number	416735 1
District	07
County	HERNANDO
Roadway ID	08002000
Type of Work	ADD LANES & REHABILITATE PVMNT
Lanes Exist / Improved / Added	4 / 4 / 2
Project Length	2.557 MI
SIS or Non-SIS	*SIS*
Project Description	SR 50/CORTEZ BLVD FROM W OF BUCK HOPE RD TO W OF JEFFERSON STREET

Table 134: Item Number: 430051 2

DESCRIPTOR	PROJECT INFORMATION
Item Number	430051 2
District	07
County	HERNANDO
Roadway ID	08070000
Type of Work	ADD LANES & REHABILITATE PVMNT
Lanes Exist / Improved / Added	4 / 4 / 2
Project Length	0.355 MI
SIS or Non-SIS	*SIS*
Project Description	SR 50 FROM LOCKHART RD TO E OF REMINGTON RD

Table 133: Funding Information for Item Number: 416735 1

PHASE/AGENCY RESPONSIBLE	FUND CODE	2021
PRELIMINARY ENGINEERING / MANAGED BY FDOT	NHPP	\$480,601
PRELIMINARY ENGINEERING / MANAGED BY FDOT	SA	\$119,796
TOTAL		\$600,397

Source: [FDOT District 7 Office 10-21- 21 Obligations Report](#)

Table 135: Funding Information for Item Number: 430051 2

PHASE/AGENCY RESPONSIBLE	FUND CODE	2021
CONSTRUCTION / MANAGED BY FDOT	NHPP	\$1,353,746
CONSTRUCTION / MANAGED BY FDOT	SL	-\$275,713
TOTAL		\$1,078,033

Source: [FDOT District 7 Office 10-21- 21 Obligations Report](#)

Table 136: Item Number: 433714 1

DESCRIPTOR	PROJECT INFORMATION
Item Number	433714 1
District	07
County	HERNANDO
Roadway ID	08000043
Type of Work	SIDEWALK
Lanes Exist / Improved / Added	0 / 2 / 0
Project Length	0.689 MI
SIS or Non-SIS	*NON-SIS*
Project Description	LINDEN DR FROM CORONADO DR TO SPRING HILL DR

Table 138: Item Number: 436708 1

DESCRIPTOR	PROJECT INFORMATION
Item Number	436708 1
District	07
County	HERNANDO
Roadway ID	08000010
Type of Work	SIDEWALK
Lanes Exist / Improved / Added	0 / 2 / 0
Project Length	0.634 MI
SIS or Non-SIS	*NON-SIS*
Project Description	DELTONA BLVD FROM SPRING HILL DR TO BEGONIA ST

Table 137: Funding Information for Item Number: 433714 1

PHASE/AGENCY RESPONSIBLE	FUND CODE	2021
CONSTRUCTION / MANAGED BY FDOT	TALL	\$10,935
CONSTRUCTION / MANAGED BY HERNANDO COUNTY BOCC	TALL	\$338,573
CONSTRUCTION / MANAGED BY FDOT	TALT	\$1,856
CONSTRUCTION / MANAGED BY HERNANDO COUNTY BOCC	TALT	\$114,909
PRELIMINARY ENGINEERING / MANAGED BY FDOT	TALT	\$2,000
TOTAL		\$468,273

Source: [FDOT District 7 Office 10-21- 21 Obligations Report](#)

Table 139: Funding Information for Item Number: 436708 1

PHASE/AGENCY RESPONSIBLE	FUND CODE	2021
CONSTRUCTION / MANAGED BY HERNANDO COUNTY BOCC	TALL	-\$6,687
CONSTRUCTION / MANAGED BY FDOT	TALT	-\$13,644
CONSTRUCTION / MANAGED BY HERNANDO COUNTY BOCC	TALT	-\$7,444
TOTAL		-\$27,775

Source: [FDOT District 7 Office 10-21- 21 Obligations Report](#)

Table 140: Item Number: 436709 1

DESCRIPTOR	PROJECT INFORMATION
Item Number	436709 1
District	07
County	HERNANDO
Roadway ID	-
Type of Work	SIDEWALK
Lanes Exist / Improved / Added	0 / 0 / 0
Project Length	0 MI
SIS or Non-SIS	*NON-SIS*
Project Description	WESTSIDE ELEMENTARY - KENLAKE, APPLGATE, AIRMONT, TYLER, HALSTEAD

Table 142: Item Number: 436710 1

DESCRIPTOR	PROJECT INFORMATION
Item Number	436710 1
District	07
County	HERNANDO
Roadway ID	-
Type of Work	SIDEWALK
Lanes Exist / Improved / Added	0 / 0 / 0
Project Length	0 MI
SIS or Non-SIS	*NON-SIS*
Project Description	JD FLOYD ELEMENTARY SCHOOL - CORONADO DR, WHITEWOOD AVE, ALDORO AVE

Table 141: Funding Information for Item Number: 436709 1

PHASE/AGENCY RESPONSIBLE	FUND CODE	2021
CONSTRUCTION / MANAGED BY FDOT	TALT	-\$1,375
PRELIMINARY ENGINEERING / MANAGED BY FDOT	SR2T	-\$737
PRELIMINARY ENGINEERING / MANAGED BY HERNANDO COUNTY BOCC	SR2T	-\$28,213
TOTAL		-\$30,325

Source: [FDOT District 7 Office 10-21- 21 Obligations Report](#)

Table 143: Funding Information for Item Number: 436710 1

PHASE/AGENCY RESPONSIBLE	FUND CODE	2021
CONSTRUCTION / MANAGED BY FDOT	TALT	-\$12,452
CONSTRUCTION / MANAGED BY HERNANDO COUNTY BOCC	TALT	-\$7,821
TOTAL		-\$20,273

Source: [FDOT District 7 Office 10-21- 21 Obligations Report](#)

Table 144: Item Number: 436712 1

DESCRIPTOR	PROJECT INFORMATION
Item Number	436712 1
District	07
County	HERNANDO
Roadway ID	08000007
Type of Work	SIDEWALK
Lanes Exist / Improved / Added	0 / 2 / 0
Project Length	0.602 MI
SIS or Non-SIS	*NON-SIS*
Project Description	BROOKSVILLE ELEMENTARY - HOWELL AVE FROM CROOM RD TO US 41/BROAD ST

Table 146: Item Number: 437484 1

DESCRIPTOR	PROJECT INFORMATION
Item Number	437484 1
District	07
County	HERNANDO
Roadway ID	08900006
Type of Work	SIDEWALK
Lanes Exist / Improved / Added	0 / 2 / 0
Project Length	1.233 MI
SIS or Non-SIS	*NON-SIS*
Project Description	W LANDOVER BLVD FROM NORTHCLIFFE BLVD TO ELGIN BLVD

Table 145: Funding Information for Item Number: 436712 1

PHASE/AGENCY RESPONSIBLE	FUND CODE	2021
CONSTRUCTION / MANAGED BY FDOT	TALL	-\$1,375
PRELIMINARY ENGINEERING / MANAGED BY FDOT	SR2T	-\$260
PRELIMINARY ENGINEERING / MANAGED BY HERNANDO COUNTY BOCC	SR2T	-\$11,521
TOTAL		-\$13,156

Source: [FDOT District 7 Office 10-21- 21 Obligations Report](#)

Table 147: Funding Information for Item Number: 437484 1

PHASE/AGENCY RESPONSIBLE	FUND CODE	2021
PRELIMINARY ENGINEERING / MANAGED BY FDOT	TALT	\$1,000
PRELIMINARY ENGINEERING / MANAGED BY HERNANDO COUNTY BOCC	TALT	\$94,367
CONSTRUCTION / MANAGED BY FDOT	HSP	\$3,394,909
PRELIMINARY ENGINEERING / MANAGED BY FDOT	HSP	\$174,464
TOTAL		\$3,664,740

Table 148: Item Number: 439508 1

DESCRIPTOR	PROJECT INFORMATION
Item Number	439508 1
District	07
County	HERNANDO
Roadway ID	08000042
Type of Work	SIDEWALK
Lanes Exist / Improved / Added	0 / 2 / 0
Project Length	2.52 MI
SIS or Non-SIS	*NON-SIS*
Project Description	ELGIN BLVD FROM DELTONA BLVD TO MARINER BLVD

Table 150: Item Number: 439509 1

DESCRIPTOR	PROJECT INFORMATION
Item Number	439509 1
District	07
County	HERNANDO
Roadway ID	08000010
Type of Work	SIDEWALK
Lanes Exist / Improved / Added	0 / 2 / 0
Project Length	0.505 MI
SIS or Non-SIS	*NON-SIS*
Project Description	DELTONA BLVD FROM ELGIN BLVD TO SR 50 (CORTEZ BLVD)

Table 149: Funding Information for Item Number: 439508 1

PHASE/AGENCY RESPONSIBLE	FUND CODE	2021
PRELIMINARY ENGINEERING / MANAGED BY FDOT	TALT	\$2,000
TOTAL		\$2,000

Source: [FDOT District 7 Office 10-21- 21 Obligations Report](#)

Table 151: Funding Information for Item Number: 439509 1

PHASE/AGENCY RESPONSIBLE	FUND CODE	2021
PRELIMINARY ENGINEERING / MANAGED BY FDOT	TALT	\$3,850
TOTAL		\$3,850

Source: [FDOT District 7 Office 10-21- 21 Obligations Report](#)

Table 152: Item Number: 441386 1

DESCRIPTOR	PROJECT INFORMATION
Item Number	441386 1
District	07
County	HERNANDO
Roadway ID	08010000
Type of Work	RESURFACING
Lanes Exist / Improved / Added	6 / 6 / 0
Project Length	1.952 MI
SIS or Non-SIS	*NON-SIS*
Project Description	US 41/SR 45/BROAD ST FR N OF INGRAM ST TO OAKS MHP

Table 154: Item Number: 447536 3

DESCRIPTOR	PROJECT INFORMATION
Item Number	447536 3
District	07
County	HERNANDO
Roadway ID	08030000
Type of Work	ADD LANES & RECONSTRUCT
Lanes Exist / Improved / Added	2 / 2 / 2
Project Length	2.082 MI
SIS or Non-SIS	*NON-SIS*
Project Description	US 301 FROM PASCO COUNTY LINE TO SR 50/CORTEZ BLVD

Table 153: Funding Information for Item Number: 441386 1

PHASE/AGENCY RESPONSIBLE	FUND CODE	2021
CONSTRUCTION / MANAGED BY FDOT	NHPP	\$261,001
CONSTRUCTION / MANAGED BY FDOT	SL	\$2,286,228
TOTAL		\$2,547,229

Source: [FDOT District 7 Office 10-21- 21 Obligations Report](#)

Table 155: Funding Information for Item Number: 447536 3

PHASE/AGENCY RESPONSIBLE	FUND CODE	2021
PRELIMINARY ENGINEERING / MANAGED BY FDOT	GFSa	\$365,992
TOTAL		\$365,992

Source: [FDOT District 7 Office 10-21- 21 Obligations Report](#)

MISCELLANEOUS

Table 156: Item Number: 437349 1

DESCRIPTOR	PROJECT INFORMATION
Item Number	437349 1
District	07
County	CITRUS
Roadway ID	
Type of Work	BIKE PATH/TRAIL
Lanes Exist / Improved / Added	0 / 0 / 0
Project Length	
SIS or Non-SIS	*NON-SIS*
Project Description	WITHLACOOCHEE-DUNNELLON TRAIL CONNECTOR FM N END WITHLA. TO S END DUNN

Table 158: Item Number: 436711 1

DESCRIPTOR	PROJECT INFORMATION
Item Number	436711 1
District	07
County	HERNANDO
Roadway ID	
Type of Work	SIDEWALK
Lanes Exist / Improved / Added	0 / 0 / 0
Project Length	
SIS or Non-SIS	*NON-SIS*
Project Description	EXPLORER K8 SCHOOL VARIOUS LOCATIONS

Table 157: Funding Information for Item Number: 437349 1

PHASE/AGENCY RESPONSIBLE	FUND CODE	2021
CONSTRUCTION / MANAGED BY FDOT	SA	\$500
CONSTRUCTION / MANAGED BY FDOT	SN	\$407,547
Total		\$408,047

Source: [FDOT District 7 Office 10-21-01 Obligations Report](#)

Table 159: Funding Information for Item Number: 436711 1

PHASE/AGENCY RESPONSIBLE	FUND CODE	2021
CONSTRUCTION / MANAGED BY FDOT	SA	\$5,131
CONSTRUCTION / MANAGED BY HERNANDO COUNTY BOCC	SA	\$882,518
CONSTRUCTION / MANAGED BY FDOT	TALL	-\$890
Total		\$886,759

Source: [FDOT District 7 Office 10-21- 21 Obligations Report](#)

Table 160: Item Number: 438747 5

DESCRIPTOR	PROJECT INFORMATION
Item Number	438747 5
District	07
County	CITRUS
Roadway ID	
Type of Work	PLANNING MODELS/DATA UPDATE
Lanes Exist / Improved / Added	0 / 0 / 0
Project Length	
SIS or Non-SIS	*NON-SIS*
Project Description	CITRUS PLANNING MODEL STUDIES

Table 162: Item Number: 438747 4

DESCRIPTOR	PROJECT INFORMATION
Item Number	438747 4
District	07
County	HERNANDO
Roadway ID	
Type of Work	PLANNING MODELS/DATA UPDATE
Lanes Exist / Improved / Added	0 / 0 / 0
Project Length	
SIS or Non-SIS	*NON-SIS*
Project Description	HERNANDO PLANNING MODEL STUDIES

Table 161: Funding Information for Item Number: 438747 5

PHASE/AGENCY RESPONSIBLE	FUND CODE	2021
PRELIMINARY ENGINEERING / MANAGED BY FDOT	SN	\$12,500
Total		\$12,500

Source: [FDOT District 7 Office 10-21- 21 Obligations Report](#)

Table 163: Funding Information for Item Number: 438747 4

PHASE/AGENCY RESPONSIBLE	FUND CODE	2021
PRELIMINARY ENGINEERING / MANAGED BY FDOT	SL	\$12,500
Total		\$12,500

Source: [FDOT District 7 Office 10-21- 21 Obligations Report](#)

Table 164: Item Number: 439335 2

DESCRIPTOR	PROJECT INFORMATION
Item Number	439335 2
District	07
County	HERNANDO
Roadway ID	
Type of Work	TRANSPORTATION PLANNING
Lanes Exist / Improved / Added	0 / 0 / 0
Project Length	
SIS or Non-SIS	*NON-SIS*
Project Description	HERNANDO/CITRUS FY 2018/2019-2019/2020 UPWP

Table 166: Item Number: 439335 3

DESCRIPTOR	PROJECT INFORMATION
Item Number	439335 3
District	07
County	HERNANDO
Roadway ID	-
Type of Work	TRANSPORTATION PLANNING
Lanes Exist / Improved / Added	0 / 0 / 0
Project Length	
SIS or Non-SIS	*NON-SIS*
Project Description	HERNANDO/CITRUS FY 2020/2021-2021/2022 UPWP

Table 165: Funding Information for Item Number: 439335 2

PHASE/AGENCY RESPONSIBLE	FUND CODE	2021
PRELIMINARY ENGINEERING / RESPONSIBLE AGENCY NOT AVAILABLE	PL	-\$826,639
Total		-\$826,639

Table 167: Funding Information for Item Number: 439335 3

PHASE/AGENCY RESPONSIBLE	FUND CODE	2021
PRELIMINARY ENGINEERING / MANAGED BY HERNANDO COUNTY MPO	PL	\$502,824
Total		\$502,824

Source: [FDOT District 7 Office 10-21- 21 Obligations Report](#)

PLANNING

Table 168: Item Number: 438747 5

DESCRIPTOR	PROJECT INFORMATION
Item Number	438747 5
District	07
County	CITRUS
Roadway ID	-
Type of Work	PLANNING MODELS/DATA UPDATE
Lanes Exist / Improved / Added	0 / 0 / 0
Project Length	0
SIS or Non-SIS	*NON-SIS*
Project Description	CITRUS PLANNING MODEL STUDIES

Table 170: Item Number: 438747 4

DESCRIPTOR	PROJECT INFORMATION
Item Number	438747 4
District	07
County	HERNANDO
Roadway ID	-
Type of Work	PLANNING MODELS/DATA UPDATE
Lanes Exist / Improved / Added	0 / 0 / 0
Project Length	0
SIS or Non-SIS	*NON-SIS*
Project Description	HERNANDO PLANNING MODEL STUDIES

Table 169: Funding Information for Item Number: 438747 5

PHASE/AGENCY RESPONSIBLE	FUND CODE	2021
PRELIMINARY ENGINEERING / MANAGED BY FDOT	SN	\$12,500
Total		\$12,500

Source: FDOT District 7 Office 10-21-21 Obligations Report

Table 171: Funding Information for Item number: 438747 4

PHASE/AGENCY RESPONSIBLE	FUND CODE	2021
PRELIMINARY ENGINEERING / MANAGED BY FDOT	SL	\$12,500
Total		\$12,500

Source: FDOT District 7 Office 10-21-21 Obligations Report

Table 172: Item Number: 439335 2

DESCRIPTOR	PROJECT INFORMATION
Item Number	439335 2
District	07
County	HERNANDO
Roadway ID	-
Type of Work	TRANSPORTATION PLANNING
Lanes Exist / Improved / Added	0 / 0 / 0
Project Length	0
SIS or Non-SIS	*NON-SIS*
Project Description	HERNANDO/CITRUS FY 2018/2019-2019/2020 UPWP

Table 174: Item Number: 439335 3

DESCRIPTOR	PROJECT INFORMATION
Item Number	439335 3
District	07
County	HERNANDO
Roadway ID	-
Type of Work	TRANSPORTATION PLANNING
Lanes Exist / Improved / Added	0 / 0 / 0
Project Length	0
SIS or Non-SIS	*NON-SIS*
Project Description	HERNANDO/CITRUS FY 2020/2021-2021/2022 UPWP

Table 173: Funding Information for Item number: 439335 2

PHASE/AGENCY RESPONSIBLE	FUND CODE	2021
PRELIMINARY ENGINEERING / RESPONSIBLE AGENCY NOT AVAILABLE	PL	-\$826,639
Total		-\$826,639

Source: [FDOT District 7 Office 10-21-21 Obligations Report](#)

Table 175: Funding Information for Item number: 439335 3

PHASE/AGENCY RESPONSIBLE	FUND CODE	2021
PRELIMINARY ENGINEERING / MANAGED BY HERNANDO COUNTY MPO	PL	\$502,824
Total		\$502,824

Source: [FDOT District 7 Office 10-21- 21 Obligations Report](#)

Table 176: 2022 Annual Obligated Funds, FDOT District 07 Hernando/Citrus MPO

Group	Total 2021 \$
Highways	\$61,238,776
Miscellaneous	\$995,991
Planning	-\$298,815
FDOT District 7 Total	\$61,935,952

Source: [FDOT District 7 Office 10-21- 21 Obligations Report](#)

APPENDIX G: LOCAL AGENCY CAPITAL IMPROVEMENT PROGRAMS

HERNANDO COUNTY CAPITAL IMPROVEMENT PROGRAM FY 2023-2027

The tables in this document are formatted for ADA compliance and appear different to the tables produced by Hernando County. The numbers for the projects have not been changed, only the format.

Table 177: Hernando County Capacity CIP Projects, by Project Number FY 2022-2027

PRJ NO	PROJECT NAME	NOTES	FY22	FY23	FY24	FY25	FY26	FY27	FY 2023-27
100380	Barclay Ave Multilaning	R/W (SR50 to Lucky)	\$1,200,000						\$0
100380	Barclay Ave Multilaning	Design Update (Powell to N San An)	\$100,000						\$0
100380	Barclay Ave Multilaning	R/W (Powell to N San An) On -hold		\$750,000					\$750,000
100380	Barclay Ave Multilaning (Powell to N San An)	Construction		\$6,600,000					\$6,600,000
100380	Barclay Ave Multilaning (SR50 to Lucky)	Construction		\$1,480,000					\$1,480,000
100380	Barclay Ave Multilaning (San Antonio to Lucky)	Design (San Antonio to Lucky)			\$520,000				\$520,000
100380	Barclay Ave Multilaning	Land Acquisition (San Antonio to Lucky)				\$1,250,000			\$1,250,000
100380	Barclay Ave Multilaning	Land Acquisition (San Antonio to Lucky)					\$1,250,000		\$1,250,000
100380	Barclay Ave Multilaning	Land Acquisition (San Antonio to Lucky)						\$1,250,000	\$1,250,000
105840	SR50 Frontage Rd W of Mariner (Kadri to Evergreen)	Land Acquisition		\$530,000					\$530,000
105840	SR50 Frontage Rd W of Mariner (Kadri to Evergreen)	Construction			\$423,500				\$423,500
105900	Coastal Way Intersection Imp	Acquisition (anticipated land swap)							\$0
105900	Coastal Way Intersection Imp	Construction		\$650,000					\$650,000
105930	Star Rd Imp	Land Acquisition				\$250,000			\$250,000
105930	Star Rd Imp	Land Acquisition					\$250,000		\$250,000
105930	Star Rd Imp	Land Acquisition						\$250,000	\$250,000
105940	Weeping Willow Rd Imp	Land Acquisition				\$250,000			\$250,000
105940	Weeping Willow Rd Imp	Land Acquisition					\$250,000		\$250,000
105940	Weeping Willow Rd Imp	Land Acquisition						\$250,000	\$250,000

PRJ NO	PROJECT NAME	NOTES	FY22	FY23	FY24	FY25	FY26	FY27	FY 2023-27
109900	Mariner W Frontage Rd (Evergreen Woods to Mariner)	Design		\$129,000					\$129,000
109900	Mariner W Frontage Rd (Evergreen Woods to Mariner)	Land Acquisition		\$345,000					\$345,000
109900	Mariner W Frontage Rd (Evergreen Woods to Mariner)	Construction			\$577,500				\$577,500
111817	Anderson Snow/Corp Rdwy Signal Impr	Design	\$650,000						\$0
111956	Westside Elementary School Road Imp	Design/Construction		\$250,000					\$250,000
		Total	\$1,950,000	\$10,734,000	\$1,521,000	\$1,750,000	\$1,750,000	\$1,750,000	\$17,505,000

Source: Hernando County Engineering Department May 2022

Table 178: Hernando County CIP Capital Other Projects by Project Number FY 2022-2027

PRJ NO	PROJECT NAME	NOTES	FY22	FY23	FY24	FY25	FY26	FY27	FY 2023-27
105310	DPW Building Security	Construction	\$250,000						\$0
111810	Petit Lane Realignment (<i>bid w/Calienta project</i>)	Construction		\$75,000					\$75,000
111827	Lark Av Culvert Slip Lining	Design/Construction	\$80,000						\$0
111828	Emerson Rd Culvert Slip Lining	Design/Construction	\$60,000						\$0
111829	Imogene Ln Culvert Slip Lining	Design/Construction	\$85,000						\$0
111892	Emerson Road Paving & Shoulder Improvements	Design			\$100,000				\$100,000
111893	Hayman Road Safety Upgrade	Design		\$18,000					\$18,000
111955	Weeki Wachee High School Road Imp	Design/Construction		\$4,000,000					\$4,000,000
		Total	\$475,000	\$4,093,000	\$100,000	\$0	\$0	\$0	\$4,193,000

Source: Hernando County Engineering Department May 2022

Table 179: Hernando County CIP Grant Projects by Project Number FY 2022-2027

PRJ NO	PROJECT NAME	NOTES	FY22	FY23	FY24	FY25	FY26	FY27	FY 2023-27
110020	W Landover SW LAP (Northcliffe to Elgin)	Construction		\$682,147					\$682,147
110030	S Linden SW LAP (Spring Hill to County Line)	Design	\$92,610						\$0
110030	S Linden SW LAP (Spring Hill to County Line)	Construction			\$774,840				\$774,840
110040	Elgin Blvd SW LAP (Deltona to Mariner)	Construction	\$917,230						\$0
111140	Calienta Stormwater/Rdwy Imp (RESTORE)	Construction		\$2,400,000					\$2,400,000
111150	Cyril Bypass Rdwy	Construction	\$1,728,550						\$0
111260	Lake Townson Boat Ramp Improvements	Construction		\$550,000					\$550,000
111270	Eastside Elem LAP (Raley from SR 50 to Roper)	Design	\$238,996						\$0
111270	Eastside Elem LAP (Raley from SR 50 to Roper)	Construction			\$266,860				\$266,860
111280	Freeport/Fox Chapel MS LAP (Freeport from Deltona to Nr	Design	\$269,555						\$0
111280	Fox Chapel MS LAP (Freeport from Dltna to Nrthclf)	Construction			\$539,460				\$539,460
111670	Fort Dade (Cobb-Ponce DeLeon)	Construction	\$157,679						\$0
111670	Fort Dade (Cobb-Ponce DeLeon)	Construction	\$437,037						\$0
111816	Ridge Manor (Umbrella/Top/Tombstone/Kedrone/Facul	Construction		\$708,758					\$708,758
111817	Anderson Snow/Corp Rdwy Inters Improv	Construction		\$1,923,975					\$1,923,975
111817	Anderson Snow/Corp Rdwy Inters Improv	Construction		\$5,246,925					\$5,246,925
111822	Artificial Reef Program	Construction & Monitoring				\$1,000,000			\$1,000,000
111822	Artificial Reef Program	Construction & Monitoring					\$500,000		\$500,000
111822	Artificial Reef Program	Construction & Monitoring	\$80,605					\$500,000	\$500,000
111892	Emerson Road Paving & Shoulder Improvements	Construction				\$250,000			\$250,000
111892	Emerson Road Paving & Shoulder Improvements	Construction				\$1,050,000			\$1,050,000
111893	Hayman Road Safety Upgrade	Construction			\$102,000				\$102,000
111893	Hayman Road Safety Upgrade	Construction			\$365,000				\$365,000
	Culbreath Road Resurfacing (Powell to Cty Line; 4.2 mi)	Construction		\$593,495					\$593,495
	Culbreath Road Resurfacing (Powell to Cty Line; 4.2 mi)	Construction		\$1,330,460					\$1,330,460
		Total	\$3,922,262	\$13,435,760	\$2,048,160	\$2,300,000	\$500,000	\$500,000	\$18,783,920

Source: Hernando County Engineering Department May 2022

Table 180: Hernando County CIP MSBU Projects by Project Number FY 2022-2027

PRJ NO	PROJECT NAME	NOTES	FY22	FY23	FY24	FY25	FY26	FY27	FY 2023-27
111940	Milgate Court	Design/Construction	\$114,000						\$0
111945	Warbler Road	Construction	\$160,000						\$0
201969	Blackberry Court	Construction	\$40,000						\$0
TBD	TBD	Design/Construction		\$1,000,000	\$1,000,000	\$1,000,000	\$1,000,000	\$1,000,000	\$5,000,000
		Total	\$314,000	\$1,000,000	\$1,000,000	\$1,000,000	\$1,000,000	\$1,000,000	\$5,000,000

Source: Hernando County Engineering Department May 2022

Table 181: Hernando County CIP Pavement Management - Collector Projects by Project Number FY 2022-2027

PRJ NO	PROJECT NAME	NOTES	FY22	FY23	FY24	FY25	FY26	FY27	FY 2023-27
108240	MLK Blvd	Design/Construction				\$475,000			\$475,000
108290	Culbreath Rd (Powell to Pasco)	Design		\$500,000					\$500,000
108290	Culbreath Rd (Powell to Pasco)	Construction		\$2,200,000					\$2,200,000
109750	Cobb Rd (SR50 to Ponce DeLeon/US98)	Design	\$150,000						\$0
109750	Cobb Rd (Fort Dade to Ponce DeLeon)	Construction		\$2,800,000					\$2,800,000
109780	Croom Rd (US41 to Jacobson)	Construction (Safety Edge only)		\$300,000					\$300,000
109790	Thrasher Ave (US19-Mellon)	Design/Construction				\$650,000			\$650,000
109800	Thrasher Ave (Mellon to Pomp)	Design/Construction				\$650,000			\$650,000
109880	Croom Rd (Jacobson-Withrow)	Design/Construction		\$1,200,000					\$1,200,000
109910	Lake Lindsey Resurface Phase 4	Design		\$154,000					\$154,000
109910	Lake Lindsey Resurface Phase 4	Construction			\$1,386,000				\$1,386,000
111650	Fort Dade (Citrus Way-Cobb)	Design		\$50,000					\$50,000
111650	Fort Dade (Citrus Way-Cobb)	Construction			\$1,200,000				\$1,200,000
111690	Grove Road (SR50-Ken Austin Pkw/pvmt end)	Design			\$250,000				\$250,000
111690	Grove Road (SR50-Ken Austin Pkw/pvmt end)	Construction				\$1,250,000			\$1,250,000
111700	Powell Road (US41-Emerson)	Design			\$250,000				\$250,000
111700	Powell Road (US41-Emerson)	Design				\$1,650,000			\$1,650,000
111710	Sunshine Grove (Hexam-Centralia)	Design/Construction			\$1,200,000				\$1,200,000

PRJ NO	PROJECT NAME	NOTES	FY22	FY23	FY24	FY25	FY26	FY27	FY 2023-27
111946	Powell Road (California to Suncoast Pkwy)	Design/Construction		\$575,000					\$575,000
111947	Landover Blvd Phase 1 (Mariner N to Elgin)	Design/Construction		\$800,000					\$800,000
111948	Landover Blvd Phase 2 (Elgin to Mariner S)	Design/Construction			\$1,200,000				\$1,200,000
111949	Landover Blvd Phase 3 (Mariner S - Northcliff)	Design/Construction				\$500,000			\$500,000
111951	Spring Hill Drive Phase 1 (US19 to Deltona)	Design			\$230,000				\$230,000
111951	Spring Hill Drive Phase 1 (US19 to Deltona)	Construction			\$2,070,000				\$2,070,000
111952	Spring Hill Drive Phase 2 (Deltona to Mariner)	Design				\$230,000			\$230,000
111952	Spring Hill Drive Phase 2 (Deltona to Mariner)	Construction				\$2,070,000			\$2,070,000
111953	Spring Hill Drive Phase 3 (Mariner to E Linden)	Design					\$230,000		\$230,000
111953	Spring Hill Drive Phase 3 (Mariner to E Linden)	Construction					\$2,070,000		\$2,070,000
111954	Spring Hill Drive Phase 4 (E Linden to Barclay)	Design						\$230,000	\$230,000
111954	Spring Hill Drive Phase 4 (E Linden to Barclay)	Construction						\$2,070,000	\$2,070,000
TBD	Spring Hill Drive Phase 5 (Barclay to California)	Design							\$0
TBD	Spring Hill Drive Phase 5 (Barclay to California)	Construction							\$0
TBD	Spring Hill Drive Phase 6 (California to US41/Broad)	Design							\$0
TBD	Spring Hill Drive Phase 6 (California to US41/Broad)	Construction							\$0
		Total	\$150,000	\$8,579,000	\$7,786,000	\$7,475,000	\$2,300,000	\$2,300,000	\$28,440,000

Source: Hernando County Engineering Department May 2022

Table 182: Hernando County CIP Pavement Management - Residential Projects by Project Number FY 2022-2027

PRJ NO	PROJECT NAME	NOTES	FY22	FY23	FY24	FY25	FY26	FY27	FY 2023-27
108380	Endsley Rd	Design/Construction	\$577,500						\$0
108410	Redfox Ln	Design/Construction				\$135,000			\$135,000
108420	Lambeth Rd	Design/Construction	\$145,000						\$0
108440	Hope Hill Rd	Design/Construction	\$320,000						\$0
109710	Ranchette Rd	Design/Construction	\$196,000						\$0
109720	Cassandra Way	Design/Construction	\$115,000						\$0

PRJ NO	PROJECT NAME	NOTES	FY22	FY23	FY24	FY25	FY26	FY27	FY 2023-27
109730	Pocahontas Dr	Design/Construction	\$54,400						\$0
109740	Cimarron Way	Design/Construction	\$38,000						\$0
109760	Garden Grove	Design/Construction		\$630,000					\$630,000
109770	Spring Hill Area 4B	Design/Construction		\$1,300,000					\$1,300,000
111720	Lakewood Area	Design/Construction			\$1,800,000				\$1,800,000
111730	Spring Hill Area 4C	Design/Construction			\$2,500,000				\$2,500,000
111890	Wildflower Drive	Design/Construction				\$81,000			\$81,000
111891	Country Oak Drive	Design/Construction				\$116,000			\$116,000
		Total	\$1,445,900	\$1,930,000	\$4,300,000	\$332,000	\$0	\$0	\$6,562,000

Source: Hernando County Engineering Department May 2022

Table 183: Hernando County CIP Signal System Projects by Project Number FY 2022-2027

PRJ NO	PROJECT NAME	NOTES	FY22	FY23	FY24	FY25	FY26	FY27	FY 2023-27
106020	Fiber Optic-SR50 (Wiscon-Cobb)	Design/Construction			\$598,380				\$598380
106040	Fiber Optic-Northcliffe (Deltona-Explorer)	Design		\$152,000					\$152000
106040	Fiber Optic-Northcliffe (Deltona-Explorer)	Construction			\$823,000				\$823000
109840	Fiber Optic-Spring Hill Dr(Mariner-Coronado)	Design		\$31,000					\$31000
109840	Fiber Optic-Spring Hill Dr(Mariner-Coronado)	Construction		\$107,000					\$107000
109860	Mariner @ Landover S Signal Upgrade	Design		\$125,000					\$125000
109860	Mariner @ Landover S Signal Upgrade	Construction		\$495,000					\$495000
109870	Elgin @ Mariner Signage/Markings Upgrade	Construction		\$80,000					\$80000
109890	SZ-Challenger K-8	Construction	\$78,060						\$0
109890	SZ-Deltona ES	Construction	\$24,920						\$0
109890	SZ-DS Parrott MS	Construction	\$19,170						\$0
109890	SZ-Eastside ES	Construction	\$28,830						\$0
110180	SZ-Spring Hill ES	Construction	\$152,360						\$0
110190	SZ-Brooksville ES/HHS	Construction	\$127,630						\$0
110200	SZ-Chocachatti/Nature Coast (Const w/Powell #NEW	Construction		\$87,333					\$87333

PRJ NO	PROJECT NAME	NOTES	FY22	FY23	FY24	FY25	FY26	FY27	FY 2023-27
110210	SZ-Pine Grv/WHMS/CHS	Construction	\$65,310						\$0
110220	SZ-Explorer K-8	Construction	\$209,820						\$0
110230	SZ-Fox Chapel MS LAP (Freeport from Dltna to Nrthclf)	Construction	\$59,300						\$0
110240	SZ-Springstead HS	Construction	\$99,590						\$0
110250	SZ-Suncoast ES	Construction	\$25,750						\$0
110250	SZ-Westside ES	Construction	\$22,890						\$0
110250	SZ-Winding Waters K-8/Weeki Wachee HS	Construction	\$40,480						\$0
110260	SZ-JD Floyd ES	Construction	\$80,370						\$0
110260	SZ-Moton ES	Construction	\$19,220						\$0
111809	Evergreen Woods @ SR50 Signalization Improv	Construction	\$1,000,000						\$0
111889	SR50 @ Cortez Oaks Signal Relocation	Construction	\$1,435,000						\$0
111932	SZ-Powell MS	Construction	\$184,500						\$0
111950	County Line @ Linden Signalization	Design/Construction		\$750,000					\$750000
500107	Traffic Signal Timing - Spring Hill Dr (Waterfall-US19)	Contract		\$50,000					\$50000
500111	Traffic Signal Timing - Elgin (Barclay to Mariner)	Contract		\$40,000					\$40000
		Total	\$3673200	\$1917333	\$1421380	\$0	\$0	\$0	\$3338713

Source: Hernando County Engineering Department May 2022

Table 184: Hernando County CIP Stormwater Projects by Project Number FY 2022-2027

PRJ NO	PROJECT NAME	NOTES	FY22	FY23	FY24	FY25	FY26	FY27	FY 2023-27
106220	South Brooksville BMP-2 Drainage Improvements	Design		\$100,000					\$100,000
106220	South Brooksville BMP-2 Drainage Improvements	Construction			\$1,000,000				\$1,000,000
108510	Culbreath Rd@ Carr Creek Flood Imp	Acquisition	\$100,000						\$0
108510	Culbreath Rd@ Carr Creek Flood Imp	Construction		\$2,500,000					\$2,500,000

PRJ NO	PROJECT NAME	NOTES	FY22	FY23	FY24	FY25	FY26	FY27	FY 2023-27
109520	WW Springs BMP-Kirkwood Ave Stormwater Retrofit	Construction PH 2	\$152,380						\$0
109550	WW Springs BMP-Geranium Ave Stormwater Retrofit	Construction PH 2	\$337,030						\$0
109570	WW Springs BMP-Northcliffe Blvd Stormwater Retrofit	Construction PH 2	\$214,230						\$0
109590	Coronado/Little Farms Stormwater Retrofit	Construction	\$200,000						\$0
109850	Cobblestone @ Spring Hill Drainage Improv	Design		\$63,000					\$63,000
109850	Cobblestone @ Spring Hill Drainage Improv	Construction			\$500,000				\$500,000
110080	Powell Rd Stormwater Improvements	Construction		\$100,000					\$100,000
111140	Calienta Stormwater/Rdwy Imp	Acquisition	\$75,000						\$0
111812	Lehigh Avenue Drainage Improvements	Design		\$20,000					\$20,000
111812	Lehigh Avenue Drainage Improvements	Acquisition		\$250,000					\$250,000
111812	Lehigh Avenue Drainage Improvements	Construction			\$200,000				\$200,000
111813	Peck Sink Drainage Improvements Phase I	Construction			\$400,000				\$400,000
111814	Peck Sink Drainage Improvements Phase II	Design		\$100,000					\$100,000
111814	Peck Sink Drainage Improvements Phase II	Construction			\$1,100,000				\$1,100,000
111939	Highpoint Gardens Drainage Improvements	Demolition	\$25,000						\$0
		Total	\$1,103,640	\$3,133,000	\$3,200,000	\$0	\$0	\$0	\$6,333,000

Source: Hernando County Engineering Department May 2022

Table 185: Hernando County CIP Surface Treatment Projects by Project Number FY 2022-2027

PRJ NO	PROJECT NAME	NOTES	FY22	FY23	FY24	FY25	FY26	FY27	FY 2023-27
110850	English Sparrow	Design/Construction	\$382,500						\$0
110930	Eskimo Curlew	Design/Construction	\$196,860						\$0
110950	Nodoc	Design/Construction		\$340,000					\$340,000
110960	Glenchester	Design/Construction		\$629,000					\$629,000
110970	Emerald	Design/Construction		\$303,450					\$303,450
110980	Chimney Rock	Design/Construction		\$535,500					\$535,500
110990	Benes Roush	Design/Construction		\$330,225					\$330,225
111000	Arbor	Design/Construction		\$250,750					\$250,750
111010	San Antonio	Design/Construction			\$340,000				\$340,000
111816	Ridge Manor (Umbrella/Top / Tombstone / Kedrone / Faculty)	Design	\$18,000						\$0
Total			\$597,360	\$2,388,925	\$340,000	\$0	\$0	\$0	\$2,728,925

Source: Hernando County Engineering Department May 2022

CITRUS COUNTY CAPITAL IMPROVEMENT PROGRAM FY 2023-2027

Table 186: Citrus County CIP Funding Sources

FUNDING SOURCE	FY 22/23	FY 23/24	FY 24/25	FY 25/26	FY 26/27	TOTALS
Gas Taxes	\$12,731,199	\$12,074,474	\$13,401,601	\$11,865,195	\$9,806,665	\$59,879,134
Impact Fees	\$500,000	-	-	-	-	\$500,000
Grants	\$1,459,284	\$1,670,945	\$3,000,000	\$1,222,702	\$3,100,000	\$10,452,931
Loan	-	-	-	-	-	-
Other	-	-	-	-	-	-
TOTAL	\$14,690,483	\$13,745,419	\$16,401,601	\$13,087,897	\$12,906,665	\$70,832,065

Source: Citrus County Engineering Department April 2022

Table 187: Citrus County Expenditures

EXPENDITURES	FY 22/23	FY 23/24	FY 24/25	FY 25/26	FY 26/27	TOTALS
Planning/Design	\$130,000	-	\$165,000	-	-	\$295,000
Land	-	-	\$60,000	-	-	\$60,000
Construction	\$9,766,283	\$8,950,719	\$11,380,001	\$8,293,297	\$11,046,665	\$49,436,965
Equipment	-	-	-	-	-	-
Debt Service	\$2,934,200	\$2,934,700	\$2,936,600	\$2,934,600		\$11,740,100
Other	\$1,860,000	\$1,860,000	\$1,860,000	\$1,860,000	\$1,860,000	\$9,300,000
TOTAL	\$14,690,483	\$13,745,419	\$16,401,601	\$13,087,897	\$12,906,665	\$70,832,065

Source: Citrus County Engineering Department April 2022

Table 188: Citrus County Capital Improvement Projects

CAPITAL IMPROVEMENT PROJECTS	FY 22/23	FY 23/24	FY 24/25	FY 25/26	FY 26/27	Totals
Annual Road Resurfacing Program	\$6,000,000	\$6,000,000	\$6,000,000	\$6,000,000	\$6,000,000	\$30,000,000
Bridge Repair Program	\$50,000	\$50,000	\$50,000	\$50,000	\$50,000	\$250,000
Re-Marking/Striping Existing County Roads	\$300,000	\$300,000	\$300,000	\$300,000	\$300,000	\$1,500,000
Intersection Improvements	\$50,000	\$50,000	\$50,000	\$50,000	\$50,000	\$250,000
Gas Tax Funding - Road Maintenance	\$1,700,000	\$1,700,000	\$1,700,000	\$1,700,000	\$1,700,000	\$8,500,000
2015 Transportation Bonds	\$733,700	\$735,100	\$735,700	\$735,500	-	\$2,940,000
Gas Tax Funding - Transit Operations	\$160,000	\$160,000	\$160,000	\$160,000	\$160,000	\$800,000
CR 491 Next Phase Road Widening	-	-	-	-	-	-
W. Yulee Dr. - Resurfacing - SCOP	-	-	-	-	-	-
E. Withlacoochee Trail - Resurfacing - SCOP	-	-	-	-	-	-
E Turner Camp Rd - Resurfacing - SCOP	-	-	-	-	-	-
E. Trails End Rd Resurfacing SCOP	\$849,508	-	-	-	-	\$849,508
E. Withlacoochee Trail - Resurfacing - SCOP	\$1,290,775	-	-	-	-	\$1,290,775
N. Dunkenfield Ave - Resurfacing - SCOP	-	\$2,450,719	-	-	-	\$2,450,719
W. Mustang Blvd. -Resurfacing -SCOP	-	-	\$712,990	-	-	\$712,990
N. Deltona Blvd - Resurfacing - SCOP	-	-	\$508,561	-	-	\$508,561
E. Turner Camp Rd. – Resurfacing - SCOP	-	-	\$3,178,450	-	-	\$3,178,450

CAPITAL IMPROVEMENT PROJECTS	FY 22/23	FY 23/24	FY 24/25	FY 25/26	FY 26/27	Totals
CR 491 & Hampshire Blvd Turn Lanes	-	-	\$705,000	-	-	\$705,000
Turner Camp Road Guardrail Replacement	-	-	-	-	-	-
Stovall Building - Additional Parking	\$500,000	-	-	-	-	\$500,000
S. Apopka - Pavement Marking	-	-	-	-	-	-
2020 Transportation Bonds	\$2,200,500	\$2,199,600	\$2,200,900	\$2,199,100	-	\$8,800,100
S. Apopka Ave. - Resurfacing - SCOP	-	-	-	\$1,793,297	-	\$1,793,297
Path & Sidewalk Facility / Improvement	\$100,000	\$100,000	\$100,000	\$100,000	\$100,000	\$500,000
Ft. Island Trail - Dixie Shores Guardrail Replacement	\$386,000	-	-	-	-	\$386,000
CR 470 - Resurfacing - SCOP	-	-	-	-	\$4,546,665	\$4,546,665
C.C. Detention Facility - Resurface Parking Areas	\$200,000	-	-	-	-	\$200,000
Hernando Beach Boat/Park Resurface	\$110,000	-	-	-	-	\$110,000
Engineering Services	\$60,000	-	-	-	-	\$60,000
Total	\$14,690,483	\$13,745,419	\$16,401,601	\$13,087,897	\$12,906,665	\$70,832,065

Source: Citrus County Engineering Department April 2022

CITY OF CRYSTAL RIVER CAPITAL IMPROVEMENTS PROGRAM FY 2022-2026

Table 189: City of Crystal River Capital Improvements Program FY 2023-2027

PROJECT DESCRIPTION
City of Crystal River information will be inserted upon receipt and prior to TIP adoption

Source:

CITY OF INVERNESS CAPITAL IMPROVEMENTS PROGRAM FY 2022-2026

CAPITAL IMPROVEMENT PROJECTS	FY 22/23	FY 23/24	FY 24/25	FY 25/26	FY 26/27	Totals
Road Resurfacing	\$400,000	\$500,000	\$500,000	\$500,000	\$500,000	\$2,400,000
Sidewalk Improvements	\$30,000	\$30,000	\$30,000	\$30,000	\$30,000	\$150,000
W. Inverness Trail	\$2,000,000	\$0	\$0	\$0	\$0	\$2,000,000
Total	\$2,430,000	\$530,000	\$530,000	\$530,000	\$530,000	\$4,550,000

Source: City of Inverness May 2022

APPENDIX H: TRANSIT NEEDS

HERNANDO COUNTY TRANSIT SYSTEM CIP

The Hernando County CIP as not been provided at the time of the draft TIP. It will be inserted prior to final TIP adoption.

CITRUS COUNTY TRANSIT CIP

Project Number: GF1993-05

Project Description: FY 2021/2022 project is based on the purchase of 3 passenger wheelchair accessible buses. All vehicles are ordered through the Florida Department of Transportation (FDOT) approved vendors and meet the FDOT criteria for replacement. FY 2021/2022 through FY 2025/2026 projects will replace 18 Para transit and Deviated Fixed Route buses. FDOT recommends replacement of buses after 150,000 miles and/or five (5) years, whichever comes first. The demand for Paratransit services and the increased demand of the Deviated Fixed Route service is the main factor in meeting the 150,000 miles per vehicle requirement in a shorter period than the 5 years criteria.

Project Duration: Ongoing

CIE Requirement: No

Master Plan: Yes

Table 190: Citrus County Transit CIP Project Number GF1993-05, Funding Source by Fiscal Year (2022/23 – 2026/27)

FUNDING SOURCE	FY 22/23	FY 23/24	FY 24/25	FY 25/26	FY 26/27	TOTALS
Taxes	-	\$67,000	\$67,000	\$67,000	\$67,000	\$268,000
Impact Fees	-	-	-	-	-	-
Grants	\$667,000	\$600,000	\$600,000	\$600,000	\$600,000	\$3,067,000
Loan	-	-	-	-	-	-
Other	-	-	-	-	-	-
Total	\$667,000	\$667,000	\$667,000	\$667,000	\$667,000	\$3,335,000

Source: Citrus County Transit, April 2022

Table 191: Citrus County Transit CIP Project Number GF1993-05 Expenditures by Fiscal Year (2022/23 – 2026/27)

Expenditures	FY 22/23	FY 23/24	FY 24/25	FY 25/26	FY 26/27	Totals
Planning/Design	-	-	-	-	-	-
Land	-	-	-	-	-	-
Construction	-	-	-	-	-	-
Equipment	\$667,000	\$667,000	\$667,000	\$667,000	\$667,000	\$3,335,000

Expenditures	FY 22/23	FY 23/24	FY 24/25	FY 25/26	FY 26/27	Totals
Debt Service	-	-	-	-	-	-
Other	-	-	-	-	-	-
Total	\$667,000	\$667,000	\$667,000	\$667,000	\$667,000	\$3,335,000

Source: Citrus County Transit, April 2022

Project Number: GF2019-02

Project Description: The Lecanto Fuel site was originally constructed in 2009. The fuel site serves all BOCC which includes Citrus County Transit and Citrus County Fire Rescue. It has served as a fueling station during natural disasters and has aided the Citrus Country Sheriff's Office. The proposed expansion of the existing Lecanto Fuel site would be to accommodate another 30K gallons Unleaded and 30K gallons Diesel.

At the December 14, 2021, BOCC meeting the board approved an application for FTA funding of 42% of the total project (\$1,008,000). This is the percentage of fuel used by Transit Services. The remaining balance of \$1,392,000 will the County's portion with \$500,000 previously allocated and \$892,000 requested in the 2022/2023 budget.

Project History: Insufficient fuel capacity for current usage and storm planning.

Project Duration: 2019-2024

CIE Requirement: No

Master Plan: No

Table 192: Citrus County Transit CIP Project Number GF2019-02, Funding Source by Fiscal Year (2022/23 – 2026/27)

FUNDING SOURCE	FY 22/23	FY 23/24	FY 24/25	FY 25/26	FY 26/27	TOTALS
Taxes	\$892,000					\$892,000
Impact Fees	\$0					\$0
Grants	\$1,008,000					\$1,008,000
Loan	\$0					\$0
Other	\$0					\$0
Total	\$1,900,000					\$1,900,000

Source: Citrus County Transit, April 2022

Table 193: Citrus County Transit CIP Project Number GF2019-02, Expenditures by Fiscal Year (2022/23 – 2026/27)

EXPENDITURES	FY 22/23	FY 23/24	FY 24/25	FY 25/26	FY 26/27	TOTALS
Planning/Design	\$0					\$0
Land	\$0					\$0
Construction	\$1,700,000					\$1,700,000
Equipment	\$0					\$0
Debt Service	\$0					\$0
Other	\$200,000					\$0
Total	\$1,900,000					\$1,700,000

Source: Citrus County Transit, April 2022

APPENDIX I: TRANSPORTATION DISADVANTAGED FIVE YEAR WORK PROGRAMS

Table 194: Citrus County Transportation Disadvantaged Five Year Work Program Funds by Project Description FY 2023-2027

PROJECT DESCRIPTION	2023	2024	2025	2026	2027
Section 5311 Capital for fixed route	\$0	\$0	\$0	\$0	\$0
Section 5311 - Operating/Administration	\$307,661	\$316,891	\$326,398	\$336,000	\$0
CTD Trip and Equipment	\$515,000	\$520,000	\$525,000	\$530,000	\$0
CTD Innovative Service Development Grant	\$0	\$0	\$0	\$0	\$0
CTD Planning Grant	\$22,415	\$22,415	\$22,415	\$22,415	\$22,415
Total	\$845,076	\$859,306	\$873,813	\$866,000	\$22,415

Source: Citrus County Transit, April 2022

Table 195: Hernando County Transportation Disadvantaged Five Year Work Program Funds by Project Description FY 2023-2027

PROJECT DESCRIPTION	2023	2024	2025	2026	2027
Section 5311	\$250,000	\$250,000	\$250,000	\$250,000	250,000
Section 5310	\$375,000	\$375,000	\$375,000	\$375,000	375,000
CTD Trip & Equipment	\$800,000	\$825,000	\$800,000	\$800,000	750,000
CTD Innovative Service Development Grant	\$0	\$0	\$0	\$240,000	200,000
Shirley Conroy	\$0	\$132,000	\$0	\$132,000	\$0
CTD Planning Grant	\$23,222	\$23,222		\$0	\$0
TOTALS	\$1,425,000	\$1,582,000	\$1,425,000	\$1,797,000	\$1,575,000

Source: MidFlorida Community Services, May 2022

APPENDIX J: FDOT REVIEW COMMENTS FOR THE DRAFT TIP FY 2023-2027

E. ACTION ITEMS

2. List of Priority Projects (LOPP)

MPO's in Florida are required to perform an annual review of the federally funded List of Priority Projects (LOPP). Consistent with the 2045 Long Range Transportation Plan (LRTP), revisions to the program take into account the project development activities of the prior year.

The Hernando/Citrus MPO LOPP includes a list of Major Projects and Transportation Alternative Projects.

The attached LOPPs highlight changes in red for review. The TA list switches the placement of the N. Independence Highway Sidewalk with the Cardinal Drive Sidewalk. The CAC requested that consideration during a discussion in March. Two additional projects were suggested for addition to the major project list at the TAC meeting in March. They have not be added at this time because no ranking was indicated. The projects include: Rock Crusher from CR 490 to SR 44, and Venable/Crystal Oaks from US 19 to SR 44.

With regards to the Major Project List, at the May 5, 2022, MPO Meeting, the placements of County Line Road and Cobb Road were switched. Pasco/Hernando County Line Road is proposed as the number 2 project on the MPO list (which is the #1 project in Hernando County), and Cobb Road was re-ranked to number 11.

The proposed changes will be reviewed by the MPO Board in June, and final adoption at their July 7, 2022, meeting. The LOPP will be incorporated into the FY 2023-FY 2027 Transportation Improvement Program.

STAFF RECOMMENDATION:

It is recommended the TAC review the proposed Major Project and Transportation Alternative List of Priority Projects, make any comments or recommendations for consideration by the MPO Board.

Attachment: Proposed LOPP: Major Projects and Transportation Alternatives

Hernando/Citrus MPO Major Projects/Congestion Management Priority Projects
Scheduled for MPO Review June 2, 2022, Adoption July 7, 2022

CURRENT RANK	FPN	AGENCY	FACILITY	FROM	TO	ACTIVITY	PROJECT PHASE	YEAR	COST
Production	405270 1,3,4	FTE	Suncoast Parkway II (SR 589)	US 98	SR 44	New 4 lane Toll Road	CONST	UNDERWAY	\$191,085,178
Production	442764 1	FTE	Suncoast Parkway II (SR 589)	SR 44	CR 486	New 4 lane Toll Road	CONST	2023	\$102,499,431
Production	405822 2	FDOT	US 19 (SR 55) / US 98	W. Green Acres St.	W. Jump Ct.	Add 2 lanes (existing 4)	CONST	UNDERWAY	\$29,268,982
Production	405822 3	FDOT	US 19 (SR 55) / US 98	W. Jump Ct.	W. Fort Island Trail	Add 2 lanes (existing 4)	CONST	UNDERWAY	\$37,962,912
Production	416733 2	FDOT	SR 50 Bypass	CR 485 (Cobb Rd.)	W. of Buck Hope Road	Add 2 lanes (existing 4)	CONST	2023	\$11,192,916
Production	416735 1	FDOT	SR 50 Bypass	W. of Buck Hope Road	Jefferson Street (50A)	Add 2 lanes (existing 4)	CONST	2026	\$36,932,171 \$41,323,243
Production	257165 3	FDOT	US 41 (SR 45) (N. Florida Ave.)	SR 44 (E. Gulf to Lake Hwy.)	S of Withlacoochee Trail Bridge	Add 2 lanes (existing 2)	CONST	2023	\$14,985,303
Production	257165 4	FDOT	US 41 (SR 45) (N. Florida Ave.)	S of Withlacoochee Trail Bridge	Live Oak Ln N of N Sportsman Pt	Add 2 lanes (existing 2)	CONST	2025	\$16,472,772 \$21,511,308
Production	442835 1	FDOT	SR 50 (Cortez Blvd.)	US 301 / SR 35 (Treiman Blvd.)	Hernando/Sumter Co. Line	Add 2 lanes (existing 2)	CONST	2022 UNDERWAY	\$54,317,918
Production	257165 1	FDOT	US 41 (SR 45) (N Florida Ave.)	SR 44 (E Gulf to Lake Highway)	SR 200 (N Carl G Rose Hwy.)	Add 2 lanes (Existing 2)	PE		
Production	257165 5	FDOT	US 41 (SR 45) (N Florida Ave)	N of N Sportsman Pt	E of Arlington St	Add 2 lanes (existing 2)	ROW	2024	

Hernando/Citrus MPO Transportation Alternatives List of Priority Projects
Scheduled for MPO Review June 2, 2022, Adoption July 7, 2022

Current Rank	FPN / RESP. AGENCY	PROJECT/CORRIDOR	FROM	TO	AREA	PROJECT TYPE	PROJECT PHASE/YEAR
Production	4372642/FDOT	GNT GAP Connector	SR 50/Cortez Blvd	GNT	HC/COB	TA	CST 2022
Production	4395091/FDOT	Deltona Blvd Sidewalks	Elgin Blvd	SR 50	HC	TA	CST 2022
Production	4337141/FDOT	E Linden Dr	Coronado Dr	Spring Hill Dr	HC	TA	CST 2021
Production	4374841 /FDOT	W. Landover Blvd.	Northcliffe Blvd.	Elgin Blvd.	HC	TA	CST 2023
Production	4395081/FDOT	Elgin Blvd – sidewalk	Deltona Blvd	Mariner Blvd	HC	TA	CST 2022
Production	4386511 /FDOT	S Linden Dr. - Sidewalk	County Line Rd.	Spring Hill Dr.	HC	TA	CST 2024
Production	437514-2 /FDOT	US 19/SR 55/S. Suncoast Blvd. - Multi-Use Trail	Hernando/Citrus County Line	W. Green Acres St.	CC/CR	RRR	CST 2021
Production	4411071 /FDOT	Eastside Elementary – Sidewalk, Raley Rd	US 98/SR 50/Cortez Blvd	Roper Road	HC	SRTS	CST 2024
Production	4396981/FDOT	Forest Ridge Elementary – Ph I Sidewalk	W Norvell Bryant Hwy (CR 486)	W Lake Beverly Dr	CC	SRTS	CST 2021
Production	4411031 /FDOT	Fox Chapel Middle School Sidewalk Freeport Dr	Deltona Blvd	Northcliffe Blvd	HC	SRTS	CST 2024
Production	44105-1/FDOT	Forest Ridge Elementary Phase II	W. Beverly Drive	W Colbert Ct	CC	SRTS/TA	PE 2024

Hernando/Citrus MPO Transportation Alternatives List of Priority Projects
Scheduled for MPO Review June 2, 2022, Adoption July 7, 2022

Proposed	Rank	FPN / Responsible Agency	Project/Corridor	From	To	Area	Project Type	Project Phase/Year
1	1	4433581 /FDOT	Withlacoochee State Trail (WST) - Rehabilitation	Hernando/Citrus County Line	Citrus/Marion County Line	CC	TA	RRR 2021
			Section d (6.38 Miles)	Citrus/Hernando County Border	Floral City	CC	TA	RRR 2021
			Section e (6.97 Miles)	Floral City	North Apopka Ave.	CC	TA	RRR 2021
			Section f (5.07 Miles)	North Apopka Ave.	Norvell Bryant Hwy.	CC	TA	RRR 2021
			Section g (5.05 Miles)	Norvell Bryant Hwy.	CR 491	CC/INV	TA	RRR 2021
			Section h (5.34 Miles)	CR 491	Citrus/Marion County Border	CC	TA	RRR 2021
production	2	4411-51/FDOT	Forest Ridge Elementary PH II Sidewalk	W Lake Beverly Dr	Colbert Dr	CC	SRTS/TA	PE 2024
2	3		Rock Crusher Sidewalk	W. Homosassa Trail (CR490)	W. Gulf to Bay Hwy (SR44)	CC	TA	No Application
3	4		Sunshine Grove Rd. - Sidewalk	Ken Austin Pkwy.	Hexam Rd.	HC	TA	Application Submitted
4	5		Three Sisters Springs Connector - Multi-Use Trail	US 19/Kings Bay Drive	486 Trail	CC/CR	TBD	Application Submitted
5	6		California St./Powell Rd. - Sidewalk	Spring Hill Dr./California St.	Powell Rd./Rowan Rd.	HC	TA	Application Submitted
6	7		Ft. Island Trail - Multi-Use Trail	Gulf of Mexico	Three Sisters Trail	CC/CR	TBD	Consultant Study Complete/ETDM
7	8		Cobblestone Dr. - Sidewalk	Pinehurst Dr.	County Line Rd.	HC	TA	Application Submitted
8	9		Sugarmill Woods - Multi-Use Trail along US 98	Oak Village Blvd.	Trailhead/Parking lot near the Suncoast Parkway II	CC	TA	No Application

Hernando/Citrus MPO Transportation Alternatives List of Priority Projects
Scheduled for MPO Review June 2, 2022, Adoption July 7, 2022

9	40		W. Linden Dr. - Sidewalk	Spring Hill Dr.	Mariner Blvd.	HC	TA	Application Submitted
14	41		W. Cardinal St. - Sidewalk	US 19 (S. Suncoast Blvd.)	S. Lecanto Hwy (CR 491)	CC	TA	No Application
11	42		Amero Ln. - Sidewalk	Coronado Dr.	Anderson Snow Rd.	HC	TA	Application Submitted
12	43		E. Vine St.& E. Gospel Is. Rd.- Sidewalk	N. Apopka Ave.	W. Gulf to Lake Hwy (SR 44)	CC	TA	No Application
13	44		Nightwalker Rd. - Sidewalk	Cortez Blvd. (SR 50)	Madrid Rd.	HC	TA	Application Submitted
10	45		N. Independence Hwy. - PS/Sidewalk	E. Gulf to Lake Hwy (SR 44)	N. Florida Ave (US 41)	CC	TA	No application
15	46		Good Neighbor Trail (GNT) - Rehabilitation	Jefferson St.	Jasmine St.	COB/HC	TA	Application Submitted
16	47		US 19 Trailhead & Crossing	Crosstown Trail at US 19 - (In City of Crystal River)		CC/CR	TA	No Application
17	48		Withlacoochee State Trail (WST) – Reconstruction	Pasco/Hernando County Line	Citrus/Hernando County Line	HC	TBD	No Application
	18a		Section a (3.15 Miles)	Pasco/Hernando Border	SR 50	HC	TBD	No Application
	18b		Section b (5.15 Miles)	SR 50	Croom Rd.	HC	TBD	No Application
	18d		Section c (5.90 Miles)	Croom Rd.	Hernando/Citrus Border	HC	TBD	No Application
18	49		South Apopka Connector - Phase I	Dampier St.	Highland Blvd.	CC/INV	TA	No Application
19	20		Suncoast Trail/U.S. 98 - Trailhead/Restroom	Suncoast Trail/US 98		HC	TA	No Application
20	21		W. Halls River Rd. (CR 490A) - Sidewalk	S. Riverview Circle	US 19 (S. Suncoast Blvd.)	CC	TA	No Application
21	22		Spring Hill Dr. - Sidewalk	US 19	Ken Lake Ave.	HC	TA	No Application
22	23		Eden Dr. Connector/Sidewalk	WST	Martinis Dr.	CC/INV	TA	No Application

Hernando/Citrus MPO Transportation Alternatives List of Priority Projects
Scheduled for MPO Review June 2, 2022, Adoption July 7, 2022

23	24		Spring Hill Dr. - Sidewalk	Spring Park Way	US 41	HC	TA	Application Submitted
24	25		Forest Dr. Sidewalk	W. Main St. (SR44)	Independence Hwy.	CC	TA	No Application
25	26		Turner Camp Rd./Ella Ave. - PS/Sidewalk	US 41	Inverness MS	CC	TA	No Application
26	27		Citrus Springs Blvd. - Bicycle Lane/PS	Dunklin Blvd.	W. Deltona Blvd.	CC	TA	No Application
27	28		Suncoast Trail (SCT) – Rehabilitation	County Line Road	US 98	HC	TA	Application Submitted
			Section a	County Line Road	Spring Hill Drive	HC	TBD	Application Submitted
			Section b	Spring Hill Drive	SR 50	HC	TBD	Application Submitted
			Section c	SR 50	US 98	HC	TBD	Application Submitted
			Section d	Centralia Rd.	US 98	HC	TBD	Application Submitted
28	29		Elkcam Blvd. - Bicycle Lane/PS	Pine Ridge Blvd	N Citrus Springs Blvd.	CC	TA	No Application
29	30		Pine Ridge Blvd. - Multiuse Trail	CR 486	CR 491	CC	TA	No Application
30	31		South Apopka Connector - Phase II	Highland Blvd.	E Anna Jo Dr.	CC/INV	TA	No Application
31	32		Mossy Oak Sidewalk	US 41 and Eden Dr.	WST	CC	TA	No Application
32	33		Sugarmill Woods Bicycle Lane along:			CC	TA	No Application
			Section a. W. Oak Park Blvd.	Shoppes at Sugarmill Woods	Corkwood Blvd.	CC	TA	No Application
			Section b. Cypress Blvd. E	W. Oak Park Blvd.	Cypress Circle E	CC	TA	No Application
33	34		W. Miss Maggie Dr. (CR 480) - Sidewalk/PS	Chassowitzka River Campground	US 19 (S. Suncoast Blvd.)	CC	TA	ROW issues
34	35		North Ave. - Sidewalk	Howell Ave.	Zoller St.	COB	TA	ROW issues
35	36		Kass Circle Improvements	Kass Circle		HC	TA	Under Review

Hernando/Citrus MPO Major Projects/Congestion Management Priority Projects
Scheduled for MPO Review June 2, 2022, Adoption July 7, 2022

RANK	PRIOR	FPN	AGENCY	FACILITY	FROM	TO	ACTIVITY	PROJECT PHASE	YEAR	COST
1	1	257165 5	FDOT	US 41 (SR 45) (N. Florida Ave.)	Live Oak Ln N of N Sportsman Pt	Arlington St E of Arlington	Add 2 lanes (existing 2)	CST ROW	2026 2024	
1	1	257165 2	FDOT	US 41 (SR 45) (N. Florida Ave.)	E Arlington St	SR 200 (N. Carl G Rose Hwy.)	Add 2 lanes (existing 2)	ROW	Underway	
2	11	257298 3	FDOT	CR 578 (County Line Road)	East of East Rd	Springtime St	Add 2 lanes (existing 2)			
2	12	257298 4	FDOT	CR 578 (County Line Road)	East of Mariner Blvd	W of the Suncoast Parkway	Add 2 lanes (existing 2)			
3	3		FDOT	Croft Ave.	SR 44 (E. Gulf to Lake Hwy.)	E. Hayes St.	Add 2 lanes (existing 2)			
4	4		FDOT	US 41/SR 50A One Way Pairs	W. of Mildred Ave.	US 41/SR 50A intersection	Complete Streets	To be implemented after US 98 realignment completed		
5	5		FDOT	CR 490A (W. Grover Cleveland Blvd.)	US 19 (SR 55)/US 98	CR 491 (S. Lecanto Hwy.)	Add 2 lanes (existing 2)			
6	6	438613 1	FDOT	US 41 (SR 45) (Broad St.)	Spring Hill Dr.	Powell Rd.	Add 2 lanes (existing 4)			
7	7		FDOT	CR 491 (N. Lecanto Hwy.)	W. Pine Ridge Blvd.	US 41/SR 45	Add 2 lanes (existing 2)			
8	8		FDOT	CR 490 (Homosassa Trail)	US 19 (SR 55)/US 98	SR 44 (W. Gulf to Lake Hwy.)	Add 2 lanes (existing 2)			
9	9	405822 5	FDOT	US 19 (SR 55)/US 98	Cardinal Street	Green Acres	Add 2 lanes (existing 4)			
10	10		FDOT	SR 200 (N Carl G. Rose Hwy)	US 41	Marion County Line	Add 2 lanes (existing 2)			

Hernando/Citrus MPO Major Projects/Congestion Management Priority Projects
Scheduled for MPO Review June 2, 2022, Adoption July 7, 2022

RANK	PRIOR	FPN	AGENCY	FACILITY	FROM	TO	ACTIVITY	PROJECT PHASE	YEAR	COST
11	12		FDOT	CR 485/Cobb Rd	SR 50/50A/Cortez Blvd	US 98 (Ponce de Leon Blvd)	Add 2 lanes (existing 2) realignment of US 98- transfer of ownership between state and county			
11a	12a		FDOT	CR 485/Cobb Rd	SR 50/50A/Cortez Blvd	Brooksville Water Reclamation Dr	Add 2 lanes (existing 2)			
11b	12b		FDOT	CR 485/Cobb Rd	Brooksville Water Reclamation Dr	Yontz Rd	Add 2 lanes (existing 2)			
11c	12c		FDOT	CR 485/Cobb Rd	Yontz Rd	US 98	Add 2 lanes (existing 2)			
12	13	447536 3	FDOT	US 301	Pasco County Line	SR 50/Cortez Blvd	Add 2 lanes (existing 2)	PE		
13	14		FDOT	Cardinal St	US 19	CR 491	Add 2 lanes (existing 2)			