

# TRANSPORTATION IMPROVEMENT PROGRAM

Fiscal Years  
2023-2027

Prepared By:

Hernando / Citrus Metropolitan Planning  
Organization

Adoption Date: July 7, 2022

Amendment Date: April 6, 2023

*Page blank for printing purposes*

## **HERNANDO/CITRUS METROPOLITAN PLANNING ORGANIZATION (MPO) BOARD MEMBERS**

### **Hernando County**

Commissioner Jerry Campbell, Vice Chair  
Commissioner Elizabeth Narverud  
Commissioner John Allocco  
Commissioner Steve Champion  
Commissioner Brian Hawkins, Alternate

### **Citrus County**

Commissioner Ruthie Davis Schlabach, Chair  
Commissioner Jeff Kinnard,  
Commissioner Rebecca Bays, Alternate

### **City of Brooksville**

Mayor Blake Bell  
Council Member Christa Tanner, Alternate

### **City of Crystal River**

Council Member Pat Fitzpatrick  
Mayor Joe Meek, Alternate

### **City of Inverness**

Council Member Cabot McBride  
Council Member Jacquie Hepfer, Alternate

### **Florida Department of Transportation, Nonvoting Advisor**

David Gwynn P.E., Secretary, District 7

*Page blank for printing purposes*

## TABLE OF CONTENTS

Hernando/Citrus Metropolitan Planning Organization (MPO) Members .....	iii	Annual Listing of Obligated Projects – Appendix F .....	8
Table of Contents .....	v	Public Engagement for Development of the 2022/2023 – 2026/2027 TIP .....	8
Tables .....	vii	FDOT/MPO certifications .....	8
MPO Endorsement for adopting the TIP .....	xvii	Congestion Management .....	8
Introduction .....	1	Local Capital Improvement Programs (CIP) .....	9
Amendments/Modifications .....	1	Transit .....	9
Purpose Statement .....	1	Transportation Disadvantaged Services .....	9
Financial Plan .....	1	Glossary .....	11
Project Selection Process .....	2	Appendix A: TIP/STIP amendments .....	23
Consistency with the 2045 LRTP and MPO Area Plans .....	2	Appendix B: Performance Measures .....	25
Project Prioritization by the MPO .....	3	Appendix C: List of Priority Projects – MPO approved July 7, 2022 .....	51
Local Government Project Review .....	3	Appendix D: TIP Fiscal Summary .....	55
FDOT Tentative 5-Year Work Program Public Hearing .....	3	Appendix E: Five Year Funded Projects .....	59
Project Priority Statement .....	3	FDOT Five Year Work Program FY FY2023-2027 .....	59
Performance Management – Appendix B .....	4	Highways .....	59
Major Projects .....	5	Turnpike .....	82
Transportation Alternative Projects .....	6	Transportation .....	86
Fiscal Summary of TIP Project for 2022/2023 – 2026/20277		Maintenance .....	88
FDOT Five Year Work Program FY FY2023-2027Project on the Strategic Intermodal System (SIS) .....	7	FLP Aviation .....	91
Non- SIS Project .....	7	FLP Transit .....	99
Disclaimer .....	8	Appendix F: FDOT Annual Listing of Obligated Projects 2021 .....	105

Highway .....	105
Miscellaneous .....	120
Planning.....	123
Appendix G: Local Agency Capital Improvement Programs..	125
Hernando County Capital Improvement Program.....	125
Citrus County Capital Improvement Program FY 2023-2027 .....	133
City of Brooksville Capital Improvements Program FY 2023- 2027.....	135
City of Inverness Capital Improvements Program FY 2023-2027 .....	136
Appendix H: Transit Needs.....	137
Hernando County Transit System CIP.....	137
Citrus County Transit CIP .....	139
Appendix I: Transportation Disadvantaged Five Year Work Programs.....	142
Appendix J: FDOT Review Comments for the Draft TIP FY 2023-2027 .....	144

**TABLES**

Table 1: Major Improvement & Congestion Management Projects Scheduled for Production in Hernando and Citrus Counties by FPN (2023-2027).....5

Table 2: Transportation Alternative Projects initiated or scheduled for a production phase by FPN.....6

Table 3: Hernando/Citrus MPO Major Improvement and Congestion Management Program List of Priority Projects ..... 51

Table 4: List of Priority Projects (LOPP) Transportation Alternative (TA) Projects ..... 52

Table 5: Five-Year TIP Fund Summary for District 7 by Fund Code..... 55

Table 6: Fiscal Constraint Total Project Costs and Revenue by year, Hernando Citrus MPO Area..... 57

Table 7: Item Number: 257165 3 Project Detail by Phase, Fund Code and Fiscal Year (2023 – 2027) ..... 59

Table 8: Item 257165 3 Phase Totals by Fiscal Year (2023 – 2027)..... 60

Table 9: Item Number: 257165 4 Project Detail by Phase, Fund Code and Fiscal Year (2023 – 2027) ..... 60

Table 10: Item 257165 4 Phase Totals by Fiscal Year (2023 – 2027)..... 61

Table 11: Item 257165 5 Project Detail by Phase, Fund Code and Fiscal Year (2023 – 2027) ..... 61

Table 12: Item 432582 1 Project Detail by Phase, Fund Code and Fiscal Year (2023 – 2027) ..... 62

Table 13: Item 432582 1 Phase Totals by Fiscal Year (2023 – 2027) ..... 62

Table 14: Item 437515 1 Project Detail by Phase, Fund Code and Fiscal Year (2023 – 2027)..... 62

Table 15: Item 437515 1 Phase Totals by Fiscal Year (2023 – 2027) ..... 63

Table 16: Item 440250 1 Project Detail by Phase, Fund Code and Fiscal Year (2023 – 2027)..... 64

Table 17: Item 440250 1 Phase Totals by Fiscal Year (2023 – 2027) ..... 64

Table 18: Item 441095 1 Project Detail by Phase, Fund Code and Fiscal Year (2023 – 2027)..... 65

Table 19: Item 441105 1 Project Detail by Phase, Fund Code and Fiscal Year (2023 – 2027)..... 65

Table 20: Item 443411 1 Project Detail by Phase, Fund Code and Fiscal Year (2023 – 2027)..... 66

Table 21: Item 443981 1 Project Detail by Phase, Fund Code and Fiscal Year (2023 – 2027)..... 66

Table 22: Item 443981 1 Phase Totals by Fiscal Year (2023 – 2027) ..... 67

Table 23: Item 445661 1 Project Detail by Phase, Fund Code and Fiscal Year (2023 – 2027)..... 67

Table 24: Item 448040 1 Project Detail by Phase, Fund Code and Fiscal Year (2023 – 2027)..... 68

Table 25: Item 448040 1 Phase Totals by Fiscal Year (2023 – 2027) ..... 68

Table 26: Item 448500 1 Project Detail by Phase, Fund Code and Fiscal Year (2023 – 2027)..... 69

Table 27:	Item 448501 1 Project Detail by Phase, Fund Code and Fiscal Year (2023 – 2027) ..... 69	Table 40:	Item 438651 1 Project Detail by Phase, Fund Code and Fiscal Year (2023 – 2027)..... 75
Table 28:	Item 448502 1 Project Detail by Phase, Fund Code and Fiscal Year (2023 – 2027) ..... 70	Table 41:	Item 438651 1 Phase Totals by Fiscal Year (2023 – 2027) ..... 76
Table 29:	Item 449062 1 Project Detail by Phase, Fund Code and Fiscal Year (2023 – 2027) ..... 70	Table 42:	Item 441103 1 Project Detail by Phase, Fund Code and Fiscal Year (2023 – 2027)..... 76
Table 30:	Item 416732 4 Project Detail by Phase, Fund Code and Fiscal Year (2023 – 2027) ..... 71	Table 43:	Item 441107 1 Project Detail by Phase, Fund Code and Fiscal Year (2023 – 2027)..... 76
Table 31:	Item 416732 4 Phase Totals by Fiscal Year (2023 – 2027)..... 72	Table 44:	Item 443805 1 Project Detail by Phase, Fund Code and Fiscal Year (2023 – 2027)..... 77
Table 32:	Item 416733 2 Project Detail by Phase, Fund Code and Fiscal Year (2023 – 2027) ..... 72	Table 45:	Item 443805 1 Phase Totals by Fiscal Year (2023 – 2027) ..... 77
Table 33:	Item 416733 2 Phase Totals by Fiscal Year (2023 – 2027)..... 73	Table 46:	Item 447237 1 Project Detail by Phase, Fund Code and Fiscal Year (2023 – 2027)..... 78
Table 34:	Item 416735 1 Project Detail by Phase, Fund Code and Fiscal Year (2023 – 2027) ..... 73	Table 47:	Item 447237 1 Phase Totals by Fiscal Year (2023 – 2027) ..... 78
Table 35:	Item 416735 1 Phase Totals by Fiscal Year (2023 – 2027)..... 74	Table 48:	Item 447948 1 Project Detail by Phase, Fund Code and Fiscal Year (2023 – 2027)..... 79
Table 36:	Item 436733 1 Project Detail by Phase, Fund Code and Fiscal Year (2023 – 2027) ..... 74	Table 49:	Item 447237 1 Phase Totals by Fiscal Year (2023 – 2027) ..... 79
Table 37:	Item 436733 1 Phase Totals by Fiscal Year (2023 – 2027)..... 74	Table 50:	Item 448504 1 Project Detail by Phase, Fund Code and Fiscal Year (2023 – 2027)..... 80
Table 38:	Item 437484 1 Project Detail by Phase, Fund Code and Fiscal Year (2023 – 2027) ..... 75	Table 51:	Item 449053 1 Project Detail by Phase, Fund Code and Fiscal Year (2023 – 2027)..... 80
Table 39:	Item 437484 1 Phase Totals by Fiscal Year (2023 – 2027)..... 75	Table 52:	Item 449059 1 Project Detail by Phase, Fund Code and Fiscal Year (2023 – 2027)..... 81



Table 53:	Item 449059 1 Phase Totals by Fiscal Year (2023 – 2027).....	81	Table 67:	Item 405298 1 Project Detail by Phase, Fund Code and Fiscal Year (2023 – 2027).....	88
Table 54:	Item 442764 1 Project Detail by Phase, Fund Code and Fiscal Year (2023 – 2027) .....	82	Table 68:	Item 400490 1 Project Detail by Phase, Fund Code and Fiscal Year (2023 – 2027).....	89
Table 55:	Item 449059 1 Phase Totals by Fiscal Year (2023 – 2027).....	82	Table 69:	Item 401185 1 Project Detail by Phase, Fund Code and Fiscal Year (2023 – 2027).....	89
Table 56:	Item 442764 1 Project Detail by Phase, Fund Code and Fiscal Year (2023 – 2027) .....	83	Table 70:	Item 449993 1 Project Detail by Phase, Fund Code and Fiscal Year (2023 – 2027).....	90
Table 57:	Item 442764 1 Phase Totals by Fiscal Year (2023 – 2027).....	83	Table 71:	Item 432997 1 Project Detail by Phase, Fund Code and Fiscal Year (2023 – 2027).....	91
Table 58:	Item 442764 3 Project Detail by Phase, Fund Code and Fiscal Year (2023 – 2027) .....	84	Table 72:	Item 436829 1 Project Detail by Phase, Fund Code and Fiscal Year (2023 – 2027).....	91
Table 59:	Item 442764 3 Phase Totals by Fiscal Year (2023 – 2027).....	84	Table 73:	Item 440559 1 Project Detail by Phase, Fund Code and Fiscal Year (2023 – 2027).....	92
Table 60:	Item 447010 1 Project Detail by Phase, Fund Code and Fiscal Year (2023 – 2027) .....	85	Table 74:	Item 444482 1 Project Detail by Phase, Fund Code and Fiscal Year (2023 – 2027).....	92
Table 61:	Item 438747 5 Project Detail by Phase, Fund Code and Fiscal Year (2023 – 2027) .....	86	Table 75:	Item 446799 1 Project Detail by Phase, Fund Code and Fiscal Year (2023 – 2027).....	93
Table 62:	Item 438747 4 Project Detail by Phase, Fund Code and Fiscal Year (2023 – 2027) .....	86	Table 76:	Item 446802 1 Project Detail by Phase, Fund Code and Fiscal Year (2023 – 2027).....	93
Table 63:	Item 439335 4 Project Detail by Phase, Fund Code and Fiscal Year (2023 – 2027) .....	87	Table 77:	Item 448727 1 Project Detail by Phase, Fund Code and Fiscal Year (2023 – 2027).....	94
Table 64:	Item 439335 5 Project Detail by Phase, Fund Code and Fiscal Year (2023 – 2027) .....	87	Table 78:	Item: 449406 1 Project Detail by Phase, Fund Code and Fiscal Year (2023 – 2027).....	94
Table 65:	Item 439335 6 Project Detail by Phase, Fund Code and Fiscal Year (2023 – 2027) .....	87	Table 79:	Item: 449846 1 Project Detail by Phase, Fund Code and Fiscal Year (2023 – 2027).....	95
Table 66:	Item 259756 1 Project Detail by Phase, Fund Code and Fiscal Year (2023 – 2027) .....	88	Table 80:	Item 449846 2 Project Detail by Phase, Fund Code and Fiscal Year (2023 – 2027).....	95

Table 81:	Item 449846 3 Project Detail by Phase, Fund Code and Fiscal Year (2023 – 2027) ..... 96	Table 94:	Item: 401982 2 Project Detail by Phase, Fund Code and Fiscal Year (2023 – 2027)..... 102
Table 82:	Item 450280 1 Project Detail by Phase, Fund Code and Fiscal Year (2023 – 2027) ..... 96	Table 95:	Item: 408104 1 Project Detail by Phase, Fund Code and Fiscal Year (2023 – 2027)..... 103
Table 83:	Item 435240 1 Project Detail by Phase, Fund Code and Fiscal Year (2023 – 2027) ..... 97	Table 96:	Item: 408715 1 Project Detail by Phase, Fund Code and Fiscal Year (2023 – 2027)..... 104
Table 84:	Item 446806 1 Project Detail by Phase, Fund Code and Fiscal Year (2023 – 2027) ..... 97	Table 97:	Item 408715 1 Phase Totals by Fiscal Year (2023 – 2027) ..... 104
Table 85:	Item 448724 1 Project Detail by Phase, Fund Code and Fiscal Year (2023 – 2027) ..... 98	Table 98:	Item Number: 257165 3 ..... 105
Table 86:	Item: 402628 1 Project Detail by Phase, Fund Code and Fiscal Year (2023 – 2027) ..... 99	Table 99:	Funding Information for Item Number: 257165 3 ..... 105
Table 87:	Item: 402628 2 Project Detail by Phase, Fund Code and Fiscal Year (2023 – 2027) ..... 99	Table 100:	Item Number: 405822 3 ..... 105
Table 88:	Item 402628 2 Phase Totals by Fiscal Year (2023 – 2027)..... 100	Table 101:	Funding Information for Item Number: 405822 3 ..... 105
Table 89:	Item: 402628 4 Project Detail by Phase, Fund Code and Fiscal Year (2023 – 2027) ..... 100	Table 102:	Item Number: 430021 1 ..... 106
Table 90:	Item 402628 4 Phase Totals by Fiscal Year (2023 – 2027)..... 100	Table 103:	Funding Information for Item Number: 430021 1 ..... 106
Table 91:	Item: 438845 1 Project Detail by Phase, Fund Code and Fiscal Year (2023 – 2027) ..... 101	Table 104:	Item Number: 437514 1 ..... 106
Table 92:	Item: 401982 1 Project Detail by Phase, Fund Code and Fiscal Year (2023 – 2027) ..... 101	Table 105:	Funding Information for Item Number: 437514 1 ..... 106
Table 93:	Item 402628 4 Phase Totals by Fiscal Year (2023 – 2027)..... 101	Table 106:	Item Number: 439698 1 ..... 107
		Table 107:	Funding Information for Item Number: 439698 1 ..... 107
		Table 108:	Item Number 439699 1 ..... 107
		Table 109:	Funding Information for Item Number: 439699 1 ..... 107

Table 110:	Item Number: 439829 7.....	108	Table 128:	Item Number: 411012 2 .....	112
Table 111:	Funding Information for Item Number: 439829 7 .....	108	Table 129:	Funding Information for Item Number: 411012 2 .....	112
Table 112:	Item Number: 441104 1.....	108	Table 130:	Item Number: 416732 3 .....	113
Table 113:	Funding Information for Item Number: 441104 1 .....	108	Table 131:	Funding Information for Item Number: 416732 3 .....	113
Table 114:	Item Number: 443358 1.....	109	Table 132:	Item Number: 416732 4 .....	113
Table 115:	Funding Information for Item Number: 443358 1 .....	109	Table 133:	Funding Information for Item Number: 416732 4 .....	113
Table 116:	Item Number: 446607 1.....	109	Table 134:	Item Number: 416735 1 .....	114
Table 117:	Funding Information for Item Number: 446607 1 .....	109	Table 135:	Funding Information for Item Number: 416735 1 .....	114
Table 118:	Item Number: 446610 1.....	110	Table 136:	Item Number: 430051 2 .....	114
Table 119:	Funding Information for Item Number: 446610 1 .....	110	Table 137:	Funding Information for Item Number: 430051 2 .....	114
Table 120:	Item Number: 257298 3.....	110	Table 138:	Item Number: 433714 1 .....	115
Table 121:	Funding Information for Item Number: 257298 3 .....	110	Table 139:	Funding Information for Item Number: 433714 1 .....	115
Table 122:	Item Number: 257298 5.....	111	Table 140:	Item Number: 436708 1 .....	115
Table 123:	Funding for Item Number: 257298 5.....	111	Table 141:	Funding Information for Item Number: 436708 1 .....	115
Table 124:	Item Number: 257298 6.....	111	Table 142:	Item Number: 436709 1 .....	116
Table 125:	Funding Information for Item Number: 257298 6 .....	111	Table 143:	Funding Information for Item Number: 436709 1 .....	116
Table 126:	Item Number: 411011 4.....	112	Table 144:	Item Number: 436710 1 .....	116
Table 127:	Funding Information for Item Number: 411011 4 .....	112			

Table 145:	Funding Information for Item Number: 436710 1 .....	116	Table 162:	Item Number: 438747 5 .....	121
Table 146:	Item Number: 436712 1 .....	117	Table 163:	Funding Information for Item Number: 438747 5 .....	121
Table 147:	Funding Information for Item Number: 436712 1 .....	117	Table 164:	Item Number: 438747 4 .....	121
Table 148:	Item Number: 437484 1 .....	117	Table 165:	Funding Information for Item Number: 438747 4 .....	121
Table 149:	Funding Information for Item Number: 437484 1 .....	117	Table 166:	Item Number: 439335 2 .....	122
Table 150:	Item Number: 439508 1 .....	118	Table 167:	Funding Information for Item Number: 439335 2 .....	122
Table 151:	Funding Information for Item Number: 439508 1 .....	118	Table 168:	Item Number: 439335 3 .....	122
Table 152:	Item Number: 439509 1 .....	118	Table 169:	Funding Information for Item Number: 439335 3 .....	122
Table 153:	Funding Information for Item Number: 439509 1 .....	118	Table 170:	Item Number: 438747 5 .....	123
Table 154:	Item Number: 441386 1 .....	119	Table 171:	Funding Information for Item Number: 438747 5 .....	123
Table 155:	Funding Information for Item Number: 441386 1 .....	119	Table 172:	Item Number: 438747 4 .....	123
Table 156:	Item Number: 447536 3 .....	119	Table 173:	Funding Information for Item number: 438747 4 .....	123
Table 157:	Funding Information for Item Number: 447536 3 .....	119	Table 174:	Item Number: 439335 2 .....	124
Table 158:	Item Number: 437349 1 .....	120	Table 175:	Funding Information for Item number: 439335 2 .....	124
Table 159:	Funding Information for Item Number: 437349 1 .....	120	Table 176:	Item Number: 439335 3 .....	124
Table 160:	Item Number: 436711 1 .....	120	Table 177:	Funding Information for Item number: 439335 3 .....	124
Table 161:	Funding Information for Item Number: 436711 1 .....	120	Table 178:	2021 Annual Obligated Funds, FDOT District 07 Hernando/Citrus MPO .....	124

Table 179:	Hernando County Capacity CIP Projects, by Project Number FY 2022-2027 .....	125	Table 192:	City of Brooksville Streets and Drainage Capital Improvement Projects FY2022-2026 & Unscheduled.....	135
Table 180:	Hernando County CIP Capital Other Projects by Project Number FY 2022-2027.....	126	Table 193:	City of Brooksville DPW Building and Facilities Capital Improvement Projects FY2022-2026 & Unscheduled.....	136
Table 181:	Hernando County CIP Grant Projects by Project Number FY 2022-2027 .....	127	Table 194:	City of Inverness Capitol Improvement Projects FY2023-2027 .....	136
Table 182:	Hernando County CIP MSBU Projects by Project Number FY 2022-2027 .....	128	Table 195:	Hernando County Transit Capital Projects FY 2023-2027.....	137
Table 183:	Hernando County CIP Pavement Management - Collector Projects by Project Number FY 2022-2027 .....	128	Table 196:	Herando County Transit Capital Projects Funding Sources FY2023-2027 .....	137
Table 184:	Hernando County CIP Pavement Management - Residential Projects by Project Number FY 2022-2027 .....	129	Table 197:	Hernando County Transit Operating Expenses FY2023-2027 .....	138
Table 185:	Hernando County CIP Signal System Projects by Project Number FY 2022-2027.....	130	Table 198:	Hernando County Transit Total Transit and Capital Operating Expenses FY 2023-2027 .....	138
Table 186:	Hernando County CIP Stormwater Projects by Project Number FY 2022-2027.....	131	Table 199:	Citrus County Transit CIP Project Number GF1993-05, Funding Source by Fiscal Year (2022/23 – 2026/27).....	139
Table 187:	Hernando County CIP Surface Treatment Projects by Project Number FY 2022-2027 .....	132	Table 200:	Citrus County Transit CIP Project Number GF1993-05 Expenditures by Fiscal Year (2022/23 – 2026/27) .....	139
Table 188:	Citrus County CIP Funding Sources .....	133	Table 201:	Citrus County Transit CIP Project Number GF2019-02, Funding Source by Fiscal Year (2022/23 – 2026/27).....	140
Table 189:	Citrus County Expenditures .....	133	Table 202:	Citrus County Transit CIP Project Number GF2019-02, Expenditures by Fiscal Year (2022/23 – 2026/27) .....	140
Table 190:	Citrus County Capital Improvement Projects....	133			
Table 191:	City of Brooksville Development/CRA Capital Improvement Projects FY2022-2026 & Unscheduled.....	135			

Table 203: Citrus County Transportation Disadvantaged Five Year Work Program Funds by Project Description FY 2023-2027..... 142

Table 204: Hernando County Transportation Disadvantaged Five Year Work Program Funds by Project Description FY 2023-2027..... 142

## Robert Esposito, MPO Executive Director

*The preparation of this report has been financed in part through grant[s] from the Federal Highway Administration and Federal Transit Administration, U.S. Department of Transportation, under the State Planning and Research Program, Section 505 [or Metropolitan Planning Program, Section 104(f)] of Title 23, U.S. Code. The contents of this report does not necessarily reflect the official views or policy of the U.S. Department of Transportation.*

ADOPTION DATE: JULY 7, 2022





# MPO ENDORSEMENT FOR ADOPTING THE TIP

## Hernando/Citrus MPO Transportation Improvement Program


(FISCAL YEARS 2022/2023 – 2026/2027)

This document was prepared by the Hernando/Citrus Metropolitan Planning Organization (MPO) Staff, and was developed consistent with State/Federal Requirements, in cooperation with the Florida Department of Transportation (FDOT) District Seven Office, Hernando County Transportation Services, the Citrus County Engineering Division, the City of Brooksville, the City of Crystal River, and the City of Inverness.


The Hernando/Citrus MPO, at its regular meeting on July 7, 2022, endorsed the FY 2022/2023 – 2026/2027 Hernando/Citrus Transportation Improvement Program (TIP).

Further, it is hereby certified that the planning process of the Hernando/Citrus Area Transportation Study is being carried on in conformance with the provisions of 23 C.F.R. 450, 23 U.S.C. 134, and 339.175 (7) F.S.

This certification determination is being made based on an in-depth review, utilizing a checklist provided by FDOT and covering all aspects of the transportation planning process in the Spring Hill Urbanized Area, the Homosassa Springs-Beverly Hills- Citrus Springs Urbanized Area, and the remainder of Hernando County and Citrus County.

  
MPO Chairman Elizabeth Narverud, 2022

APPROVED AS TO FORM  
AND LEGAL SUFFICIENCY

BY   
MPO Attorney Jon Jouben

*Page blank for printing purposes*



## INTRODUCTION

The Hernando/Citrus Transportation Improvement Program (TIP) is developed and updated annually as part of the Hernando/Citrus Area Transportation Study Certification Process. Preparation and maintenance of the TIP is one of several prerequisites to continued receipt of Federal Assistance for Transportation Improvements.

The TIP, a multi-modal program consisting of improvements recommended from the transportation systems management and long-range elements of the Transportation Plan, is developed through a continuing comprehensive and coordinated effort involving the Florida Department of Transportation (FDOT). The FDOT's Final Tentative 5-Year Work Program is the basic input source for the Strategic Intermodal System (SIS), National Highway System (NHS), non-NHS, and Mass Transit portions of the TIP. Data required for the balance of the TIP is assembled from input provided through the Technical Advisory Committee (TAC), the Transportation Systems Operations Committee, the Bicycle/Pedestrian Advisory Committee (BPAC), and the Citizens Advisory Committee (CAC).

## AMENDMENTS/MODIFICATIONS

At times, the TIP may require changes that are necessitated by the addition of a new Project to the FDOT 5-Year Work Program that is not yet in the TIP or changes due to monetary revisions to the State's Budget. Such changes are reflected in the TIP through amendments. Proposed amendments are generally presented to the public as part of the MPO's regularly advertised meetings. Copies of the proposed amendments are made part of the agenda package which is available for public review on the MPO's website. After approval by the MPO, amendments are attached at the end of the original TIP and submitted to the State for inclusion in the STIP.

Modifications are informal changes which will be tracked with Amendments in Appendix A.

## PURPOSE STATEMENT

The purpose of the TIP is to provide a prioritized listing of transportation Project covering a period of five years that is consistent with the Long Range Transportation Plan (LRTP). The TIP also contains all transportation Project within the designated metropolitan planning area to be funded through 23 U.S.C. and 49 U.S.C. Chapter 53 and includes all regionally significant Project regardless of funding source.

## FINANCIAL PLAN

The TIP is developed by the MPO in cooperation with the State and the public transit operators, who will provide the MPO with estimates of available Federal and State funds for the MPO to develop the financial plan. [23 C.F.R. 450.326(a) and s.339.175(8), F.S.

Federally funded Project identified in the TIP can be implemented using current and proposed revenue sources based on the FDOT's Tentative Work Program. As required by federal and state law, a summary of available funds by funding category and Project type for the state and federally funded Project contained within the TIP has been included [23 CFR. 450.326(a) and Subsection 339.175(8), F. S.] The detailed Project listing and financial summary contain system-level estimates of costs and revenue sources that are reasonably expected to be available to adequately operate and maintain Federal-aid highways (as defined by 23 U.S. C. 101(a)(5)) and public transportation (as defined by title 49 USC. Chapter 53) [23 CFR 450.324 (h)].

The TIP is a financially constrained plan for each year from FY 2022/2023 through 2026/2027 (See Appendix D, Table 5:



Five-Year TIP Fund Summary for District 7 by Fund Code 2023-2027 on page 55). Current and proposed Federal, State and locally dedicated revenue sources are reliable and provide a high level of assurance that the Tentative Work Program will be fully implemented. The TIP is also financially constrained for all locally funded Project. For all Project in the TIP, costs and revenues are shown in Year of Expenditure (YOE) dollars.

### PROJECT SELECTION PROCESS

The federally funded Project included within this TIP were selected in accordance with Title 23, CFR 450.332(b). The Project selection process with the FDOT, FHWA, FTA, the Hernando/Citrus MPO, the Local Transit Agencies, Community Transportation Coordinators (CTCs), and the municipalities within the MPOs urbanized area. The result of the Project selection process was the adoption of a *State of Florida Department of Transportation Five Year Work Program for FY 2022/2023 – 2026/2027*. Project funded by Title 23 and Title 49 funds and all regionally significant Project in this TIP reflect year of expenditure (YOE) costs based on the year in which funding is anticipated to be available consistent with the requirements of 23 CFR Part 450.324(a) and 339.175(8), F.S.

The contents of this TIP were developed consistent with requirements from the most recent Federal transportation authorizing legislation known as the "Bipartisan Infrastructure Law" (BIL) which was enacted in November 2021. This act was the successor to the "Fixing America's Surface Transportation Act" (FAST Act) passed in 2015. Based on the fact sheet produced by the Federal Highway Administration, the FAST Act added two planning factors which sought to improve the resiliency and reliability of the transportation system, (1) reduce or mitigate storm water impacts of surface transportation and (2) enhance travel and

tourism. The BIL also retains many of the planning requirements and programs from the already established FAST Act requirements for highway, transit, pedestrian, and bike programs and policies initially established in 1991 through the Intermodal Surface Transportation Efficiency Act (ISTEA)."

The adopted Hernando/Citrus MPO TIP is consistent with the following FHWA work program requirements detailed in the following sections.

### Consistency with the 2045 LRTP and MPO Area Plans

Regarding Project selection, the adopted Hernando/Citrus TIP is consistent with the following FHWA work program development requirements:

- Only major categories of federal and state funding are included within the TIP.
- The federally funded Project within the TIP have been reviewed and found to be consistent with the MPO priorities as determined through the Project selection process.
- The Projects selected for the Hernando/Citrus TIP are consistent with:
  - FDOT's 5-Year Work Program and SIS Plan
  - The Brooksville-Tampa Bay Regional, Crystal River, and Inverness Airport Master Plans
  - Hernando/Citrus MPO 2045 Long Range Transportation Plan
  - Hernando County Transit Development Plan
  - Citrus County Transit Development Plan
  - Transportation Disadvantaged Program as incorporated in the Transportation Disadvantaged Service Plan (TDSP) for both Hernando County and Citrus County



- Review of adopted comprehensive plans of the five affected local governments which include Hernando County, Citrus County, the City of Brooksville, the City of Crystal River, and the City of Inverness. Based upon the project selection process and anticipated funding levels from Federal, State, and local funding sources are reasonably expected to be available for all Project within the Transportation Project Listings.

### **Project Prioritization by the MPO**

Each year, the Hernando/Citrus MPO is responsible for developing a list of Priority Transportation Project and submitting the list to the Florida Department of Transportation (FDOT) for consideration during the development of the Five Year Work program for the MPO area. The MPO, working through its Technical Advisory, Bicycle/Pedestrian Advisory, and Citizens Advisory committees (a part of the public involvement process), prioritized Project on the State Highway System based upon Project identified through the Cost Feasible Plan of the Long Range Transportation Plan. Prioritization includes a technical analysis of State maintained roadways considering such variables as level of service, performance measure evaluation, cost of upgrading the facility (including resiliency factors), and Project connectivity with the existing roadway system.

This prioritization will also incorporate Complete Streets elements that rely on FDOT's Context Classification process. This will allow FDOT to review projects on the state system with the goal of applying Complete Street treatments wherever possible. On local facilities, it would also allow the MPO to suggest Complete Street treatments to the extent possible.

### **Local Government Project Review**

As part of the local adoption of the Hernando/Citrus MPO TIP, the process includes a public hearing, as well as review by the MPOs Technical Advisory Committee (TAC), Citizens Advisory Committee (CAC) and Bicycle/Pedestrian Advisory Committees (BPAC). The TIP adoption process enables a Project prioritization selection to be completed by the MPO, adequate funding to be anticipated, and Project phasing to be developed.

### **FDOT Tentative 5-Year Work Program Public Hearing**

FDOT conducted an on-line Public Meeting for the Tentative Work Program that provided interactive maps, videos, downloadable/searchable documents, and opportunity to comment on Project in the Tentative Work Program. FDOT also presented highlights from the Tentative 5-Year Work Program at committee meetings in October 2021, and the MPO Board on November 18, 2021. Further, the FDOT made all documents and maps available and held a full-day open house at FDOT headquarters in Tampa. The public was encouraged to submit comments through the D7 Work Program website or by mailing in comments.

### **Project Priority Statement**

The development of the FDOT Tentative 5-Year Work Program includes Projects approved by the MPO on the List of Priority Projects (LOPP). The LOPP for the MPO includes a list of Major Improvement & Congestion Management Project, and Transportation Alternatives Projects. These lists contain Projects that are considered of highest priority for improvement by the MPO and its advisory committees. The criteria for the ranking of transportation projects include existing and projected facilities levels of service; safety considerations; anticipated funding levels;



ability to complete the project; and overall modal performance and system connectivity. Consistent with federal requirements and the LRTP, the prioritization process considers the recommendations of the MPO's advisory committees. Also consistent with the adopted Public Participation Plan (PPP), the MPO holds at least one public meeting prior to the TIP adoption. The MPO List of Priority Projects approved by the MPO on July 7, 2022 can be found in Appendix C.

### Performance Management – Appendix B

The TIP considers potential projects that fall into specific investment priorities established by the MPO in the LRTP. For the Hernando/Citrus MPO this includes safety programs such as:

- Continued involvement and support for the Community Traffic Safety Team (CTST) and/or the Safe Routes to Schools (SRTS) Program to address infrastructure or behavior safety.
- Infrastructure examples: Installation of school flashing signals, roadway lighting, traffic calming, traffic signals.
- Behavioral safety examples: SRTS education/enforcement activities, pedestrian/bicycle safety education.

The TIP includes specific investment priorities that support each of the MPO's goals including safety, using a prioritization and project selection process established in the LRTP. The TIP prioritization process continues to use a data-driven method and stakeholder input to evaluate Project that have an anticipated effect of reducing both fatal and injury crashes. The MPO's goal of reducing fatal and severe injury crashes is linked to this investment plan and the process used in prioritizing the project is consistent with Federal requirements. The Federally required performance measures were incorporated into the Hernando/Citrus MPO's

Congestion Management Process initially in 2017 and have been updated as required by law. The specific performance measures address the following:

- Safety (Fatalities and Severe Injuries)
- System Performance (Reliable Travel Time)
- Goods Movement (Reliable Travel Time for Trucks)
- System Preservation (Pavement and Bridge Condition)
- Transit Asset Management

State DOTs are required to establish statewide targets for the required performance measures and MPOs have the option to support the statewide targets or adopt their own. Currently, the Hernando/Citrus MPO has adopted the FDOT performance targets to be in compliance as shown in Performance Management Requirements for *Hernando/Citrus Metropolitan Planning Organization Transportation Improvement Programs*.

These performance measures and targets only apply to the National Highway System which includes the Interstate Highway System and typically the Principal Arterials. NHS roadways in Citrus and Hernando Counties include:

- Interstate 75
- US 19
- US 301
- SR 44
- SR 200
- Suncoast Parkway
- US 41
- US 98
- SR 50
- CR 485 (Cobb Road)

More detailed information regarding the performance measures can be found in Appendix B



## Major Projects

The following Major Capacity/Congestion Projects were initiated or scheduled for a production phase.

**Table 1: Major Improvement & Congestion Management Projects Scheduled for Production in Hernando and Citrus Counties by FPN (2023-2027)**

FPN	AGENCY	FACILITY	FROM	TO	ACTIVITY	PROJECT PHASE	YEAR	COST
405270 1,3,4	FTE	Suncoast Parkway II (SR 589)	US 98	SR 44	New 4 lane Toll Road	CONST	UNDERWAY	\$191,085,178
442764 1	FTE	Suncoast Parkway II (SR 589)	SR 44	CR 486	New 4 lane Toll Road	CONST	2023	\$102,499,431
405822 2	FDOT	US 19 (SR 55)/US 98	W. Green Acres St.	W. Jump Ct.	Add 2 lanes (existing 4)	CONST	UNDERWAY	\$29,268,982
405822 3	FDOT	US 19 (SR 55)/US 98	W. Jump Ct.	W. Fort Island Trail	Add 2 lanes (existing 4)	CONST	UNDERWAY	\$37,962,912
416733 2	FDOT	SR 50 Bypass	CR 485 (Cobb Rd.)	W. of Buck Hope Road	Add 2 lanes (existing 4)	CONST	2023	\$11,192,916
416735 1	FDOT	SR 50 Bypass	W. of Buck Hope Road	Jefferson Street (50A)	Add 2 lanes (existing 4)	CONST	2026	\$41,323,243
257165 3	FDOT	US 41 (SR 45) (N. Florida Ave.)	SR 44 (E. Gulf to Lake Hwy.)	S of Withlacoochee Trail Bridge	Add 2 lanes (existing 2)	CONST	2023	\$14,985,303
257165 4	FDOT	US 41 (SR 45) (N. Florida Ave.)	S of Withlacoochee Trail Bridge	N of N Sportsman Pt	Add 2 lanes (existing 2)	CONST	2025	\$21,511,308
442835 1	FDOT	SR 50 (Cortez Blvd.)	US 301 / SR 35 (Treiman Blvd.)	Hernando/Sumter Co. Line	Add 2 lanes (existing 2)	CONST	UNDERWAY	\$54,317,918
257165 1	FDOT	US 41 (SR 45) (N. Florida Ave.)	SR 44 (E Gulf to Lake Highway)	SR 200 (N Carl G Rose Hwy.)	Add 2 lanes (Existing 2)	PE		
257165 5	FDOT	US 41 (SR 45) (N. Florida Ave)	N of N Sportsman Pt	E of Arlington St	Add 2 lanes (existing 2)	ROW	2024	



## TRANSPORTATION ALTERNATIVE PROJECTS

The following Transportation Alternative Projects were initiated or scheduled for a production phase in the FY 2023-FY 2027 FDOT Work Program.

**Table 2: Transportation Alternative Projects initiated or scheduled for a production phase by FPN**

FPN / RESP. AGENCY	PROJECT/CORRIDOR	FROM	TO	AREA	PROJECT TYPE	PROJECT PHASE/YEAR
433714 1/FDOT	E Linden Dr	Coronado Dr	Spring Hill Dr	HC	TA	CST 2021
437264 2/FDOT	GNT GAP Connector	SR 50/Cortez Blvd	GNT	HC/COB	TA	CST 2022
437484 1/FDOT	W. Landover Blvd.	Northcliffe Blvd.	Elgin Blvd.	HC	TA	CST 2023
437514 2/FDOT	US 19/SR 55/S. Suncoast Blvd. - Multi-Use Trail	Hernando/Citrus County Line	W. Green Acres St.	CC/CR	RRR	CST 2021
438651 1/FDOT	S Linden Dr. - Sidewalk	County Line Rd.	Spring Hill Dr.	HC	TA	CST 2024
439508 1/FDOT	Elgin Blvd – sidewalk	Deltona Blvd	Mariner Blvd	HC	TA	CST 2022
439509 1/FDOT	Deltona Blvd Sidewalks	Elgin Blvd	SR 50	HC	TA	CST 2022
439698 1/FDOT	Forest Ridge Elementary – Ph I Sidewalk	W Norvell Bryant Hwy (CR 486)	W Lake Beverly Dr	CC	SRTS	CST 2021
441051 1/FDOT	Forest Ridge Elementary Phase II	W. Beverly Drive	W Colbert Ct	CC	SRTS/TA	PE 2024
441103 1/FDOT	Freeport Dr	Deltona Blvd	Northcliffe Blvd	HC	SRTS	CST 2024
441107 1/FDOT	Eastside Elementary – Sidewalk, Raley Rd	US 98/SR 50/Cortez Blvd	Roper Road	HC	SRTS	CST 2024

*\*Note: HC is Hernando County, CC is Citrus County, COB is City of Brooksville, CR is Crystal River. TA is Transportation Alternative, RRR is Resurfacing, Restoration and Rehabilitation, SRTS is Safe Routes to School, CST is Construction, PE is Preliminary Environmental.*





## **Fiscal Summary of TIP Project for 2022/2023 – 2026/2027**

The TIP is based on input from the FDOT. It incorporates all the major bridge, highway, rail, intersection, maintenance, repair, reconstruction, replacement, transit, and new construction Project currently programmed for accomplishment with State and/or Federal funds in the Hernando/Citrus MPO Area. The summary can be found in Appendix D.

Specifically included are Project on the Interstate, National Highway System (NHS), and Strategic Intermodal System (SIS). Also included are Project on all other (non-interstate and non-NHS) categories of roads that needed to be highlighted.

The primary purpose of this section is to provide details of area priorities, funding, phasing, cost estimates, and the timings of the Hernando/Citrus MPO improvements Projected for implementation for Surface Transportation Program (STP) and other non-local funds.

### **FDOT Five Year Work Program FY FY2023-2027 Project on the Strategic Intermodal System (SIS)**

The normal Project production sequence is to have a Project Development and Environment (PD&E) phase, a Design (PE) phase, a Right of Way (ROW) phase, and a Construction (CST) phase. Some Project may not have a ROW phase if land is not needed to complete the Project. Costs on the TIP pages for Project on the SIS will have historical costs, five years of the current TIP and five years beyond the current TIP. If there is no CST phase on the TIP page, then the entry will probably not be reflective of the total Project cost. For some Project, such as resurfacing, safety or operational Project, there may not be a total cost provided but rather additional details on that program.

The SIS is a network of high priority transportation facilities which includes the State's largest and most significant commercial service airports, spaceport, deep-water seaports, freight rail terminals, passenger rail and intercity bus terminals, rail corridors, waterways, and highways. All Project on the SIS will have a SIS identifier on the TIP page (see example TIP page below).

For costs beyond the ten-year window, access to the LRTP is provided. The LRTP reference on the TIP page provides the information necessary to locate the full Project costs and/or additional details regarding the Project in the LRTP.

### **Non- SIS Project**

The normal Project production sequence is to have a Project Development and Environment (PD&E) phase, a Design (PE) phase, a Right of Way (ROW) phase, and a Construction (CST) phase. Some Project may not have a ROW phase if land is not needed to complete the Project. Costs on the TIP pages for Project not on the SIS will have historical costs and five years of the current TIP. If there is no CST phase on the TIP page, then the entry will probably not be reflective of the total Project cost. For some Project, such as resurfacing, safety or operational Project, there may not be a total cost provided but rather additional details on that program.

Total Project costs and other Project details will be accessible in the TIP for all Non-SIS Project in the TIP. All Projects not on the SIS will have a Non-SIS identifier on the TIP page (see example TIP page below).

For costs beyond the five-year window, access to the LRTP is provided. The LRTP reference on the TIP page provides the information necessary to locate the full Project costs and/or additional details regarding the Project in the LRTP. If there is no



LRTP reference in the TIP, full Project costs are provided in the TIP.

### **Disclaimer**

The “Total Project Cost” amount displayed for each of the federal and state funded Project in the TIP represents 5 years of programming in the FDOT Work Program plus historical cost information for all Projects having expenditures paid by FDOT prior to FY 2022.

For a more comprehensive view of a particular Project’s anticipated total Project cost for all phases of the Project, please refer to the Long Range Transportation Plan (LRTP). The Effective Date for the tables in Appendix D and E is April 11, 2022, (5 Year TIP) and (5 Year TIP – Fund Summary)

### **ANNUAL LISTING OF OBLIGATED PROJECTS – APPENDIX F**

Pursuant to the provisions of 23 U.S.C. 134 (j)(7)(B) and 49 U.S.C. 5303(c)(5)(B), and Subsection 339.175 (7) (h), F.S., the MPO has published an annual listing of Projects for which Federal funds have been obligated in the preceding year.

These Project are summarized in Appendix F and can be found on the FDOT website [www.fdot.gov/workprogram/Federal/fa-MPO-ObligDet.shtm](http://www.fdot.gov/workprogram/Federal/fa-MPO-ObligDet.shtm)

### **PUBLIC ENGAGEMENT FOR DEVELOPMENT OF THE 2022/2023 – 2026/2027 TIP**

It is policy of the Hernando/Citrus MPO to schedule public input as part of all MPO and Committee meeting agendas. Additionally, the MPO follows the adopted Public Participation Plan (PPP) for all plans and programs to ensure the public has adequate opportunity to participate. The MPO’s PPP can be found on our website as follows:

<https://www.hernandocounty.us/departments/departments-f-m/metropolitan-planning-organization-new/get-involved>.

The PPP was updated in September 2018. The PPP outlines goals and objectives for actively engaging the public in its programs and processes to ensure transparency. In addition to the MPO providing a newsletter, the Technical Advisory Committee, (TAC), Citizens Advisory Committee (CAC) and Bicycle/Pedestrian Advisory Committee (BPAC) is used to enhance public involvement throughout the planning process. The MPO committees reviewed the Draft TIP on May 25, 2022. The MPO website is routinely updated with relevant announcements and information. The Draft TIP for FY **2022/2023 – 2026/2027** was posted on the MPO’s website during the review process 30 days prior to adoption by the MPO Board meeting scheduled for July 7, 2022.

### **FDOT/MPO CERTIFICATIONS**

The Hernando/Citrus MPO participates in an annual joint certification process with FDOT District 7 which concluded on March 15, 2022.

### **CONGESTION MANAGEMENT**

Congestion management is the application of strategies to improve transportation system performance and reliability by reducing the adverse impacts of congestion on the movement of people and goods. The Congestion Management Process (CMP) is a systematic approach for managing congestion throughout the region, providing the safe and effective integrated management and operation of new and existing transportation facilities using demand reduction and operational management strategies.

Although the Hernando/Citrus MPO is not in a TMA, both counties have developed and implemented congestion



management processes to provide the information needed to make informed decisions regarding the proper allocation of transportation resources as required by Florida Law.

### **LOCAL CAPITAL IMPROVEMENT PROGRAMS (CIP)**

The MPO member Local Government Agencies have provided their Capital Improvement Programs (CIPs) as appropriate for inclusion into the TIP and are included as Appendix G

### **TRANSIT**

The Capital Improvement Programs (CIPs) provided by the MPO Member Local Transit Agencies have been incorporated into the TIP and are included as Appendix H.

### **TRANSPORTATION DISADVANTAGED SERVICES**

As the Designated Official Planning Agency (DOPA) for the Transportation Disadvantaged Program in Hernando County and Citrus County, the MPO provides support for each Local

Coordinating Board (LCB). Both LCBs are comprised of representatives of social service agencies, transportation providers, FDOT and citizens representatives.

Transportation Disadvantaged Services are provided by the Community Transportation Coordinator (CTC). Mid Florida Community Services is the CTC for Hernando County, and Citrus County Transit is the CTC for Citrus County.

The Transportation Disadvantaged Service Plan is developed by the Community Transportation Coordinator (CTC) and the DOPA under the guidance and approval of the Local Coordinating Board. The plan is an annually updated tactical plan with components of development, service, and quality assurance. Through the Local Coordinating Board's involvement in the review and approval of the Service Plan, the Local Coordinating Board can guide and support the CTC in implementing coordination efforts and locally developed service standards that are consistent with the needs and resources of the community. The CIPs for the Transportation Disadvantaged Program are included in Appendix I

*Page blank for printing purposes*



## GLOSSARY

### A

---

**ADA** The [Americans with Disabilities Act of 1990](#) is a Federal law that requires public facilities (including transportation services) to be accessible to persons with disabilities including those with mental disabilities, temporary disabilities, and the conditions related to substance abuse.

**ACNP** [Advanced Construction NHPP](#). Advanced Construction is used to program project phases that will eventually be reimbursed with federal funds. These are state funds used to finance projects in anticipation of future federal funds. AC funds are authorized with Federal Highway Administration (FHWA) in the same manner as regular federal funds. This will allow the Florida Department of Transportation to convert the AC funds to federal funds and then bill FHWA for accumulated costs.

**ACSA** **Advanced Construction (SA)** The SA portion of the initialization indicates a funding category. SA is for the Safety Program.

**ACSL** **Advanced Construction (SL)** The SL program allocations are for areas with population greater than 5,000 but no more than 200,000 –Projects in these areas are to be identified for funding by the state in consultation with regional planning organizations, if any.

### B

---

**BOCC** **Board of County Commissioners.** The Board of County Commissioners is the chief legislative body in a County. Five county commissioners are elected to four-year terms by the voters at large and represent the geographical district in which they reside. The Board approves the budget, adopts local ordinances and resolutions, and establishes policies which govern the County and ensure the health, safety, and welfare of the citizens.

**BPAC** **Bicycle/Pedestrian Advisory Committee.** The BPAC was established to provide a continuing forum with which to analyze and promote bicycle and pedestrian issues and Project as an integral part of a multi-modal transportation planning process. The BPAC initiates updates on the prioritization of transportation enhancement Project. The BPAC meets on a quarterly basis.

**BNIR** **Intrastate R/W (right of way) & Bridge Bonds**

### C

---

**CAC** **Citizens Advisory Committee.** The CAC provides a formal framework for continuing public input on the Unified Planning Work Program (UPWP), the Transportation Improvement Program (TIP), and the Long Range Transportation Plan (LRTP), as well as other elements of the transportation planning process.



The CAC meets on a quarterly basis to provide public input at all stages of the planning process.

**CCC** [West Central Florida MPO Chairs Coordinating Committee.](#) The CCC is an effort to address the transportation challenge on a regional, long – range basis. Issues such as personal mobility, access to jobs, goods movement, emergency evacuation, and growth management are some of the concerns addressed by the CCC, which is made up of the chairpersons from Metropolitan Planning Organizations and Transportation Planning Organizations (MPOs and TPOs) and their affiliated, transportation-related organizations. It serves eight counties: Citrus, Hernando, Hillsborough, Manatee, Pasco, Pinellas, Polk, and Sarasota.

**CIP** **Capital Improvement Program.** The CIP is a multi-year schedule of capital improvement Project, including priorities and cost estimates, budgeted to fit the financial resources of the community. This plan is updated annually and is part of the County’s Comprehensive Plan.

**CM** **Congestion Mitigation.** The CMP is a management system and process conducted by metropolitan planning organizations (MPO), such as the Hernando/Citrus MPO, to improve traffic operations and safety by either strategies that reduce travel demand or the implementation of operational improvements.

**CMP** **Congestion Management Process.** The CMP is a management system and process conducted by metropolitan planning organizations (MPO), such as

the Hernando/Citrus MPO, to improve traffic operations and safety by either strategies that reduce travel demand or the implementation of operational improvements.

**CMAQ** [Congestion Mitigation and Air Quality Improvement Program.](#) The FAST Act continued the CMAQ program to provide a flexible funding source to State and local governments for transportation Project and programs to help meet the requirements of the Clean Air Act. Funding is available to reduce congestion and improve air quality for areas that do not meet the National Ambient Air Quality Standards for ozone, carbon monoxide, or particulate matter (nonattainment areas) and for former nonattainment areas that are now in compliance (maintenance areas).

**CMS** [Congestion Management System.](#)

**COOP** **Continuity of Operations Plan.** The COOP establishes policy and guidance to ensure the execution of mission essential functions for the Hernando/Citrus MPO if an emergency in Hernando County threatens or incapacitates operations, and to direct the relocation of selected personnel and resources to an alternate facility capable of supporting operations.

**CPG** Consolidated Planning Grant. The CPG enables FDOT, in cooperation with the MPO, FHWA, and FTA, to annually consolidate Florida’s FHWA PL and FTA 5305(d) metropolitan planning fund allocations into a single grant that is administered by the FHWA Florida Division.



**CST**      **Construction.**

**CTC**      **Community Transportation Coordinator.** The CTC is the agency or organization in each county responsible for ensuring that coordinated transportation services are provided to serve the transportation disadvantaged.

**CTD**      **Commission for Transportation Disadvantaged.** The CTD is the State-level policy board for the coordination of transportation services for persons who because of disability, age or income are unable to transport themselves. The CTD adheres to the policies and procedures as set out in Chapter 427 F.S. and Rule 41-2, F.A.C.

**CTST**    **Community Traffic Safety Team.** The CTST is a locally based group of highway safety advocates who are committed to solving traffic safety problems through a comprehensive, multi-jurisdictional, multi-disciplinary approach. Members include city, county, state, private industry, and citizens. The common goal of each CTST is to reduce the number and severity of traffic crashes within their community.

**D**

---

**D**      **Unrestricted State Primary:** This term refers to State Primary roadway that has unrestricted access, i.e. The roadway is open for driveways and other road access points.

**DBE**      **Disadvantaged Business Enterprise.** The DBE is a for-profit small business concern:

1. That is at least 51 percent owned by one or more individuals who are both socially and economically

disadvantaged or, in the case of a corporation, in which 51 percent of the stock is owned by one or more such individuals; and

2. Whose management and daily business operations are controlled by one or more of the socially and economically disadvantaged individuals who own it.

**DDR**      **District Dedicated Revenue.** Those state revenues which are collected pursuant to Section 206.608, Florida Statutes, are allocated directly to the districts, and to the maximum extent feasible, in the county where the proceeds were collected, without being reduced by any other requirements. DDR, statutorily known as the "State Comprehensive Enhanced Transportation Systems Tax", in addition to highway uses, may also be used for district public transportation projects to meet the required statewide minimum distribution of 15% of state funds for public transportation.

**DEO**      **Department of Economic Opportunity.**

**DEM**      **Environmental Mitigation**

**DIH**      **State In-House Product Support.** In-house product support is calculated. The manpower and related program components which directly support the product needs of the Program and Resource Plan are analyzed on a direct cost basis to ensure the product levels can be supported. The resultant state funds needed for support by department forces are formed into a District In-House (DIH) fund allocation. DIH is comprised of preliminary engineering, R/W support, construction engineering inspection, materials testing,



and traffic operations estimated direct costs which are not funded with federal aid or other funds.

**DOPA** **Designated Official Planning Agency.** The DOPA is the entity responsible for transportation disadvantaged planning in a given area. In the urbanized areas of the state, the planning agencies are metropolitan planning organizations (MPOs).

**DPTO** **State – PTO** represents state FLP funds. The initialization “FLP” represents the freight, logistics and passenger operations program.

**DS** **State Primary Highways and PTO.**

**DU** **State Primary / Federal Reimbursement**

**E**

**EPA** [Environmental Protection Agency](#)

**ETDM** [Efficient Transportation Decision Making.](#) Florida’s ETDM process defines the procedures for planning transportation Project, conducting environmental reviews, and developing and permitting Project.

**F**

**FAA** [Federal Aviation Administration.](#)

**FAST-Act** [Fixing America’s Surface Transportation Act.](#) Signed into law in December of 2015 by President Obama that provided long-term funding for surface transportation and infrastructure, planning and investment.

**Faulting** Faulting is the vertical misalignment of pavement joints, applicable to certain types of concrete pavements

**FDOT** [Florida Department of Transportation.](#) FDOT is the State of Florida’s multi-modal transportation agency. Organizationally, it is composed of one Central Office in Tallahassee, seven District Offices, and the Florida’s Turnpike Enterprise.

**FHWA** [Federal Highway Administration.](#) The FHWA is the Division of the U.S. Department of Transportation responsible for administrating federal highway transportation programs under Title 23 U.S.C. and Title 49 U.S.C.

**FTA** [Federal Transit Administration.](#) The FTA is the Federal entity responsible for transit planning and programs under Title 49 U.S.C.

**FTE** [Florida’s Turnpike Enterprise.](#) Florida’s Turnpike Enterprise (FTE) manages Florida’s Turnpike System and acts as a separate business unit of the Florida Department of Transportation (FDOT). FTE is responsible for all operations on every FDOT-owned and operated toll road and bridge. The FTE five-year work program (2016-2020) contains more than \$3.7 billion in capital improvements, which include widening the mainline roadway, new interchanges, safety improvements, resurfacing improvements, and maintenance.

**FTP** [Florida Transportation Plan.](#) The FTP is the state’s long-range plan guiding Florida’s transportation future.





The FTP is a plan for all of Florida – and affects every resident, business, and visitor.

**FY** **Fiscal Year.** A fiscal year is used in government accounting, which varies between countries, and for budget purposes. It is also used for financial reporting by businesses and other organizations. Fiscal years for the MPO, State and Federal Governments do not align with the calendar year.

## G

---

**GFSA** **GF STPBG Any Area**

**GFSN** **GF STPBG <5K (Rural)**

**GIS** **Geographic Information System.** GIS is a framework for gathering, managing, and analyzing data. Rooted in the science of geography, GIS integrates many types of data. It analyzes spatial location and organizes layers of information into visualizations using maps and 3D scenes.

**GMR** **Growth Management for SIS**

**GPC** **General Planning Consultant**

**GRSC** **Growth Management for Scop**

## H

---

**HPMS** [Highway Performance Monitoring System.](#) The primary purpose of the HPMS is to serve data and information needs to reflect the condition and operating characteristics of the nation's highways. HPMS data support the analyses needed for the biennial condition and performance reports to Congress.

**HSP** [Highway Safety Program.](#)

## I

---

**ICAR** **Intergovernmental Coordination and Review and Public Transportation Collaborative Agreement.** The ICAR provides framework for review between MPO and Public Transportation actuals and regional planning councils.

**IRI** **International Roughness Index.** IRI is an indicator of roughness, applicable to all asphalt and concrete pavements.

**ITS** **Intelligent Transportation System.** ITS is the use of computer and communications technology to facilitate the flow of information between travelers and system operators to improve mobility and transportation productivity, enhance safety, maximize the use of existing transportation facilities, conserve energy resources and reduce adverse environmental effects; includes concepts such as “freeway management systems,” “automated fare collection,” and “transit information kiosks.”

## J

---

**JPA** **Joint Participation Agreement** means a contract between the department and a public transit system for either operations or capital assistance needed for implementation of a transit service project or projects. Each agreement shall include, but not be limited to, a project budget, method of payment, and period of performance.



## K

---

## L

---

**LCB Local Coordinating Board.** The purpose of the coordinating board is to provide advice and direction to the CTC concerning the coordination of transportation services.

**LEP Limited English Proficient.** LEP refers to individuals who do not speak English as their primary language and who have a limited ability to read, speak, write, or understand English

**LF Local Funds**

**LFP Local Funds for Participating**

**LOPP List of Priority Projects.** The LOPP is a list of priority Project developed in coordination with the MPO Board and committees. The MPOs annual LOPPs must be based upon Project selection criteria that, at a minimum, consider the following: [\[s.339.175\(8\)\(b\), F.S.\]](#)

- The approved MPO LRTP
- The Strategic Intermodal System Plan developed under [s.339.64, F.S.](#)
- The Transportation Regional Incentive Program (TRIP) priorities developed pursuant to [s.339.2819\(4\), F.S.](#)
- The results of the transportation management systems; and
- The MPO’s public involvement procedures.

The MPO’s LOPPs is formally reviewed by the technical and citizens’ advisory committees and approved by the MPO before being transmitted to the District. The approved LOPPs are used by the FDOT Planning District in developing the District Work Program and must be used by the MPO in developing its TIP. [\[s.339.175 \(8\)\(b\), F.S.\]](#)

**LOS Level of Service.** LOS is a qualitative assessment of a road’s operating condition, generally described using a scale of A (little congestion) to E/F (severe congestion).

**LOTTR Level of Travel Time Reliability.** LOTTR is the percent of person-miles on the Interstate system that are reliable, also referred to as the percent of person-miles on the non-Interstate NHS that are reliable.

**LRTP Long Range Transportation Plan.** The LRTP is a 25-year forecast plan required of state planning agencies and MPOs, which must consider a wide range of social, environmental, energy, and economic factors in determining overall regional goals and consider how transportation can best meet these goals

## M

---

**MAP-21 [Moving Ahead for Progress in the 21st Century Act.](#)**

**MPO Metropolitan Planning Organization.** The MPO is the forum for cooperative transportation decision-making, required for urbanized areas with populations over 50,000.



**MPOAC** [Metropolitan Planning Organization Advisory Council](#). The MPOAC is a statewide transportation planning and policy organization created by the Florida Legislature pursuant to Section 339.175(11), Florida Statutes, to augment the role of individual MPOs in the cooperative transportation planning process. The MPOAC assists MPOs in carrying out the urbanized area transportation planning process by serving as the principal forum for collective policy discussion.

**N**

---

**NHS** **National Highway System.** Specific major roads to be designated September 30, 1995; the NHS will consist of 155,000 (plus or minus 15%) miles of road and represents one category of roads eligible for Federal funds under ISTEA.

**NHFP** **National Highway Freight Program.** The purpose, among other goals, of the National Highway Freight Program (NHFP) is to improve efficient movement of freight on the National Highway Freight Network (NHFN).  
[https://ops.fhwa.dot.gov/freight/pol\\_plng\\_finance/policy/fastact/s1116nhfpguidance](https://ops.fhwa.dot.gov/freight/pol_plng_finance/policy/fastact/s1116nhfpguidance)

**NHPP** **National Highway Performance Program.** IM, Bridge Replacement, National Highway -Map 21

**NTD** **National Transit Database.** In 1974, Congress established the National Transit Database (NTD) program to collect financial, operating, and asset information on transit agencies. Congress based the NTD program on the Uniform Financial Accounting and Reporting Elements (FARE), a Project initiated by

the transit industry and funded by the UMTA. The NTD has become the Nation’s primary source of information on transit agencies.

**O**

---

**P**

---

**PD&E** [Project Development and Environment](#). The PD&E is a corridor study to establish conceptual design for a roadway and to determine its compliance with Federal, State, and local environmental permits, as required.

**PE** [Preliminary Engineering/Design](#). Preliminary engineering is the location, design, and related work preparatory to the advancement of a project to physical construction. Preliminary engineering includes preliminary and final design, both defined in [23 CFR 636.103](#), and other project-related work leading to physical construction. This includes costs to perform studies needed to address requirements of the National Environmental Policy Act (NEPA) and other environmental laws. It may include advertising and other pre-award work such as bid analysis, although it is also acceptable to include this work as construction engineering costs.

**PHED** **Peak Hour Excessive Delay.** Traffic congestion is measured by the annual hours of PHED per capita on the NHS. Excessive delay is based on travel time at 20 miles per hour or 60 percent of the posted speed limit travel time, whichever is greater, during in 15-minute intervals per vehicle. [23 CFR 490.705 and 490.707]



- PKBD** Turnpike Master Bond Fund
- PKED** 2012 SB1998-Turnpike Feeder Rd
- PKYI** Turnpike Improvement
- PKYR** Turnpike Renewal and Replacement
- PL** **Planning - Metro Plan (85% FA; 15% Other).** Federal Highway Administration planning funds, also called Section 112 funds.
- PPP** **Public Participation Plan.** One of the required elements under MAP-21 is that a PPP (i) shall be developed in consultation with all interested parties, and (ii) shall provide that all interested parties have reasonable opportunities to comment on the contents of the transportation plan.
- PSR** **Present Serviceability Rating.** PSR is a quality rating applicable only to certain lower speed roads.
- PTGA** **Public Transportation Grant Agreement.** A PTGA is an agreement between an agency and FDOT that establishes a public transportation Project and responsibilities related to the Project. A PTGA defines the scope, budget, funding source, and any legal provision necessary for the Project.

**Q**

---

**R**

---

- RFQ** **Request for Qualifications**
- ROW** **Right-of-Way.** Real property that is used for transportation purposes, defines the extent of the

corridor that can be used for the road and associated drainage.

**RTA** **Regional Transportation Analysis.** The Regional Transportation Analysis (RTA) promotes transportation planning both within and among the counties that make up the Tampa Bay Region. The RTA provides a forum for the coordination of proposed transportation improvements - both highway and transit - that span multiple jurisdictions. Another important function of the RTA is that it provides for the development of a powerful, regional travel demand-forecasting model, the Tampa Bay Regional Planning Model.

**RRR** **Resurfacing, Restoration and Rehabilitation.** Resurfacing, restoration, and rehabilitation (RRR) work is defined as work undertaken to extend the service life of an existing highway and enhance highway safety. This includes the placement of additional surface materials and other work necessary to return an existing roadway to a condition of structural and functional adequacy.

**Rutting** Rutting is the extent of surface depressions, applicable to asphalt pavements.

**S**

---

- SA** **STP, Any Area**
- SAA** **Single Audit Act.** The SAA establishes state audit and accountability requirements for state financial assistance provided to nonstate entities. The intent of the Act is that state audit and accountability



requirements, to the extent possible, parallel the federal audit requirements.

- SCED**    **2012 SB1988 - Small County Outreach**
- SCOP**    **Small County Outreach Program**
- SCTPA**   **Sun Coast Transportation Alliance**
- SCWR**    **2015 SB2514A - Small County Outreach**
- SHSP**    **[Florida Strategic Highway Safety Plan](#).** The SHSP is the statewide plan focusing on how to accomplish the vision of eliminating fatalities and reducing serious injuries on all public roads. The SHSP is updated at least every five years by FDOT in coordination with statewide, regional, and local safety partners. The SHSP is focused on the roadway component of transportation safety. Safety on other modes of transportation is covered by other plans.
- SIS**        **[Strategic Intermodal System](#).** The SIS is a Florida network of high-priority transportation facilities, including the State’s largest and most significant commercial service airports, spaceport, deep-water seaports, freight rail terminals, passenger rail and intercity bus terminals, rail corridors, waterways, and highways.
- SIWR**    **[2015 SB2514A - Strategic Intermodal System - Wheels on Road](#).** SIWR is primarily used to fund project phases that do not qualify for Federal funding. SB 2514A specifies how certain motor vehicle registration fees or “Wheels on the Road” revenues are used. SIS projects programmed with wheels on road funds will use the SIWR fund code

- SL**        **STP, Areas population <= 200,000**
- SN**        **STP, Mandatory Non-Urban population <= 5,000**
- SR2T**     **Safe Routes – Transfer**
- [STED](#)**     **2012 SB1998-Strategic Economic Corridor.** Primarily used to fund project phases that do not qualify for Federal funding.
- STIP**     **State Transportation Improvement Program.** The STIP is FDOT’s Five-Year Work Program as prescribed by Federal law.

**T**

**TA**        **Transportation Alternatives.** As defined under 23 U.S.C. 101(a)(29) (MAP-21 1103), these are specific activities which can be funded with Surface Transportation Program (STP) funds; activities include pedestrian/bicycle facilities, recreational trails program, Safe Routes to School (SRTS) activities, railway corridor preservation, construction of turnouts, overlooks and viewing areas, control/removal of outdoor advertising, historic preservation and rehabilitation of historic transportation facilities, invasive species control, archeological activities relating to impacts from eligible transportation Project, mitigation of highway storm water runoff water pollution, and reduce vehicle-caused wildlife mortality, planning, designing and construction of boulevards and other roadways largely in the right-of-way of former Interstate System routes or other divided highways.

**TAC**      **Technical Advisory Committee.** A standing committee of most MPOs, function is to provide



advice on plans or actions of the MPO from planners, engineers, and other staff members (not general citizens).

- TALL**     **Transportation Alternatives population <200,000**
- TALT**     **Transportation Alternatives - Any Area**
- TAM**       **Transit Asset Management.**     Transit Asset Management is a business model that uses the condition of assets to guide the optimal prioritization of funding at transit properties and keep transit networks in a State of Good Repair (SGR).
- TBARTA**    **Tampa Bay Area Regional Transit Authority.**
- TBRPC**    **Tampa Bay Regional Planning Council.**  
TBRPC was established as Florida’s first regional planning council in 1962 when representatives from St. Petersburg, Clearwater, and Tampa recognized the need for regional coordination. They believed growth and community issues extend beyond county and municipal boundaries, a concept that still defines the Council’s purpose today. TBRPC is one of ten regional planning councils in Florida.
- TD**         **Transportation Disadvantaged.** Those persons who because of physical or mental disability, income, status, or age are unable to transport themselves or purchase transportation and are, therefore, dependent upon others to obtain access to health care, employment, education, shopping, social activities, or other life-sustaining activities, or children who are disabled or high-risk or at-risk as defined in Section 411.202, Florida Statutes.

- TDLCB**    **Transportation Disadvantaged Local Coordinating Board:**     The Transportation Disadvantaged Local Coordinating Board (TDLCB)s are the technical level review Boards established, consistent with Florida Statute, Chapter 427. The respective Boards oversee the activities of the Community Transportation Coordinator (CTC) and the overall Transportation Disadvantaged (TD) service program. The MPO serves as the Designated Official Planning Agency (DOPA) for the transportation disadvantaged program for both Hernando and Citrus County and functions as the appointing authority for both Boards, the TDLCBs meet on a quarterly basis.
- TDM**       **Transportation Demand Management.**  
Transportation demand management, traffic demand management or travel demand management is the application of strategies and policies to reduce travel demand, or to redistribute this demand in space or in time. In transport, as in any network, managing demand can be a cost-effective alternative to increasing capacity.
- TDP**         **Transit Development Plan.** The State of Florida Public Transit Block Grant Program was enacted by the Florida Legislature to provide a stable source of funding for public transit. The Block Grant Program requires public transit service providers to develop, adopt, and annually update a 10-Year Transit Development Plan (TDP). Under legislation that became effective February 20, 2007, the TDP must undergo a Major Update every five years. In the interim years, an update is to be submitted in the form of a



progress report on the 10-year implementation program of the TDP.

**TDSP** **Transportation Disadvantaged Service Plan.** The TDSP is a tactical plan with components of development, service, and quality assurance. It outlines and evaluates the services provided to the Transportation Disadvantaged population by the CTC. Every five years a new TDSP is developed and updated annually by the CTC, the planning agency and the LCB. Thus, the LCB can guide and support the CTC in implementing coordination efforts or locally developed service standards that are consistent with the needs and resources of the community.

**TIP** **Transportation Improvement Program.** A priority list of transportation Project developed by an MPO that is to be carried out within the four-year period following its adoption; must include documentation of Federal and State funding sources for each Project and be consistent with adopted MPO Long Range Transportation Plan (LRTP) and local government comprehensive plans

**TLWR** [2015 SB 2514 A-Trail Network](#)

**TMA** [Transportation Management Area.](#) A TMA is designated by the U.S. Secretary of Transportation for an urbanized area with a population of at least 200,000. Congress provided for this greater role by MPOs through a certification review aimed at formalizing the continuing oversight and day-to-day evaluation of the planning process. MPOs attaining certification enjoy certain benefits, but they also incur additional requirements beyond those of smaller urbanized areas

for congestion management, project selection, and certification.

**TRIP** [Transportation Regional Incentive Program.](#) TRIP was created in 2005 to improve regionally significant transportation facilities in "regional transportation areas". State funds are available throughout Florida to provide incentives for local governments and the private sector to help pay for critically needed Project that benefit regional travel and commerce. The Florida Department of Transportation (FDOT) will pay up to 50 percent of the non-federal share of Project costs for public transportation facility Project.

**TRT** **Technical Review Team**

[TTRR](#) **Truck Travel Time Reliability index.** TTRR is the consistency or dependability in travel times for trucks, as measured from day-to-day and/or across different times of the day.

## U

**UPWP** **Unified Planning Work Program.** A Unified Planning Work Program (UPWP) is an annual or biennial statement of work identifying the planning priorities and activities to be carried out within a metropolitan planning area. At a minimum, a UPWP includes a description of the planning work and resulting products, who will perform the work, time frames for completing the work, the cost of the work, and the source(s) of funds.

**USDOT** [United States Department of Transportation](#)



V

---

W

---

X

Y

---

Z

---

**ZDATA** [Zonal Data](#). The information needed to describe the traveling public is commonly known as the zonal data and it includes household, person, vehicle, and travel related characteristics. The other is the supply side of the transportation systems represented by multimodal transportation networks.

**Zoom** A program used by Hernando County and the Hernando/Citrus MPO to conduct virtual meetings.



## APPENDIX A: TIP/STIP AMENDMENTS

Date	Revision #	Change Type	Explanation of the change
4-6-2023	1	Amendment	Updated funding amounts for project 257165 4, US 41 (SR 45) from S. of the Withlacoochee Trail Bridge to N. of N. Sportsman Point to align with the current State Improvement Plan (STIP) to meet Planning consistency requirements for Federal HighwayAdministration (FHWA)/National Environmental Policy Act (NEPA) approval which will be submitted late spring/early summer.

*Page blank for printing purposes*



## APPENDIX B: PERFORMANCE MEASURES

*Page blank for printing purposes*

# **Performance Management Requirements in Metropolitan Planning Organization Transportation Improvement Programs**

**Office of Policy Planning  
Florida Department of Transportation**

*April 2022 updates*



# TABLE OF CONTENTS

---

<b>1 - PURPOSE .....</b>	<b>29</b>
<b>2 - BACKGROUND .....</b>	<b>30</b>
<b>3 - HIGHWAY SAFETY MEASURES (PM1) .....</b>	<b>31</b>
3.1 Highway Safety Targets .....	31
3.2 MPO Safety Performance Targets .....	32
3.3 FDOT Safety Planning and Programming .....	33
3.4 Safety Investments in the TIP .....	36
<b>4 - PAVEMENT &amp; BRIDGE CONDITION MEASURES (PM2) .....</b>	<b>38</b>
4.1 Pavement and Bridge Condition Targets .....	39
4.2 Pavement and Bridge Investments in the TIP .....	40
<b>5 - SYSTEM PERFORMANCE, FREIGHT, &amp; CONGESTION MITIGATION &amp; AIR QUALITY     IMPROVEMENT PROGRAM MEASURES (PM3) .....</b>	<b>41</b>
5.1 System Performance and Freight Targets .....	42
5.2 System Performance and Freight Investments in the TIP .....	44
<b>6 - TRANSIT ASSET MANAGEMENT MEASURES .....</b>	<b>45</b>
6.2 Transit Asset Management Targets .....	46
6.3 Transit Asset Management Investments in the TIP .....	47
<b>7 - TRANSIT SAFETY PERFORMANCE .....</b>	<b>48</b>
7.1 Transit Safety Targets .....	48
7.2 Transit Safety Investments in the TIP .....	49



# 1 - PURPOSE

---

This document provides language that Florida’s metropolitan planning organizations (MPO) may incorporate in Transportation Improvement Programs (TIP) to meet the federal transportation performance management rules. The document is consistent with the Transportation Performance Measures (TPM) Consensus Planning Document developed jointly by the Florida Department of Transportation (FDOT) and the Metropolitan Planning Organization Advisory Council (MPOAC). This document outlines the minimum roles of FDOT, the MPOs, and the public transportation providers in the MPO planning areas to ensure consistency to the maximum extent practicable in satisfying the transportation performance management requirements promulgated by the United States Department of Transportation in Title 23 Parts 450, 490, 625, and 673 of the Code of Federal Regulations (23 CFR).

The document is organized as follows:

- Section 2 provides a brief background on transportation performance management;
- Section 3 covers the Highway Safety measures (PM1);
- Section 4 covers the Pavement and Bridge Condition measures (PM2);
- Section 5 covers System Performance measures (PM3);
- Section 6 covers Transit Asset Management (TAM) measures; and
- Section 7 covers Transit Safety measures.



## 2 - BACKGROUND

---

Performance management is a strategic approach to connect investment and policy decisions to help achieve performance goals. Performance measures are quantitative criteria used to evaluate progress. Performance measure targets are the benchmarks against which progress is assessed using available data. The Moving Ahead for Progress in the 21<sup>st</sup> Century Act (MAP-21) requires state departments of transportation (DOT) and MPOs to conduct performance-based planning by tracking performance measures and establishing data-driven targets to improve those measures. Performance-based planning ensures the most efficient investment of transportation funds by increasing accountability, providing transparency, and linking investment decisions to key outcomes related to seven national goals:

- Improving safety;
- Maintaining infrastructure condition;
- Reducing traffic congestion;
- Improving the efficiency of the system and freight movement;
- Protecting the environment; and
- Reducing delays in project delivery.

The Fixing America’s Surface Transportation (FAST) Act supplements MAP-21 by establishing timelines for state DOTs and MPOs to comply with the requirements of MAP-21. FDOT and MPOs must coordinate when selecting PM1, PM2, and PM3 performance targets, and public transportation providers must coordinate with states and MPOs in the selection of state and MPO transit asset management and transit safety performance targets. FDOT and the MPOAC developed the TPM Consensus Planning Document to describe the processes through which FDOT, the MPOs, and the providers of public transportation in MPO planning areas will cooperatively develop and share information related to transportation performance management and target setting.





## 3 - HIGHWAY SAFETY MEASURES (PM1)

Safety is the first national goal identified in the FAST Act. In March 2016, FHWA finalized the Highway Safety Improvement Program (HSIP) and Safety Performance Management Measures Rule (PM1 Rule). The rule requires state DOTs and MPOs to annually establish targets and report performance and progress toward targets to FHWA for the following safety-related performance measures:

1. Number of Fatalities;
2. Rate of Fatalities per 100 million Vehicle Miles Traveled (VMT);
3. Number of Serious Injuries;
4. Rate of Serious Injuries per 100 million VMT; and
5. Number of Nonmotorized Fatalities and Serious Injuries.

### 3.1 Highway Safety Targets

#### 3.1.1 Statewide Targets

Safety performance measure targets are required to be adopted on an annual basis. In August of each calendar year, FDOT reports targets to FHWA for the following calendar year. On August 31, 2021, FDOT established statewide safety performance targets for calendar year 2022. Table 3.1 presents FDOT’s statewide targets.

**Table 3.1. Statewide Highway Safety Performance Targets**

Performance Measure	Calendar Year 2022 Statewide Target
Number of fatalities	0
Rate of fatalities per 100 million vehicle miles traveled (VMT)	0
Number of serious injuries	0
Rate of serious injures per 100 million vehicle miles traveled (VMT)	0
Number of non-motorized fatalities and serious injuries	0

FDOT adopted a vision of zero traffic-related fatalities in 2012. This, in effect, became FDOT’s target for zero traffic fatalities and quantified the policy set by Florida’s Legislature more than 35 years ago (Section 334.046(2), Florida Statutes, emphasis added):

*“The mission of the Department of Transportation shall be to provide a **safe** statewide transportation system...”*

FDOT and Florida’s traffic safety partners are committed to eliminating fatalities and serious injuries. As stated in the Safe System approach promoted by the FHWA, the death or serious injury of any person is unacceptable. The Florida Transportation Plan (FTP), the state’s long-range transportation plan, identifies eliminating transportation-related fatalities and serious injuries as the state’s highest transportation priority. Therefore, FDOT established 0 as the only acceptable target for all five federal safety performance measures.

### **3.1.2 MPO Safety Targets**

MPOs are required to establish safety targets annually within 180 days of when FDOT established targets. MPOs establish targets by either agreeing to program projects that will support the statewide targets or establish their own quantitative targets for the MPO planning area.

The Hernando/Citrus MPO supports the statewide 2022 safety targets, which are set at “0” for each performance measure to reflect FDOT’s goal of zero deaths although established alternative performance targets. The original safety performance measures were adopted on January 30, 2018, based on 5-yr rolling average data for 2012-2016. The most recent targets approved on February 3, 2022, were calculated using fatality and serious injury counts from Florida Department of Transportation (FDOT) State Safety Office’s Crash Analysis (CAR) database for 2016-2020. While the Hernando/Citrus MPO aspires to and supports FDOT’s Vision Zero, a 5% reduction has been established as a more achievable target goal.

### **3.2 MPO Safety Performance Targets**

The Hernando/Citrus MPO acknowledges FDOT statewide 2022 safety targets, which are set at “0” for each performance measure to reflect FDOT’s goal of zero deaths. However, the MPO established safety performance targets specific to the MPO planning area. On February 3, 2022, the Hernando/Citrus MPO established the calendar year 2022 safety targets listed in Table 3.2.

**Table 3.2, Hernando/Citrus MPO Safety Performance Targets**

<b>Performance Measure</b>	<b>Calendar Year 2022 MPO Target (5% reduction)</b>
Number of fatalities	59.09
Rate of fatalities per 100 million vehicle miles traveled (VMT)	1.586
Number of serious Injuries	496.85
Rate of serious injuries per 100 million vehicle miles traveled (VMT)	13.28
Number of non-motorized fatalities and serious injuries	43.51

While acknowledging and supporting FDOT’s vision and their safety target of zero, the Hernando/Citrus MPO established safety performance targets based upon data collected within the MPO planning area for previous years and based on analysis of anticipated progress that can be achieved during the calendar year. In January 2018, 2019, 2020 and 2021, Hernando/Citrus MPO adopted safety performance targets reflecting a five percent (5%) reduction per year in each of the required safety measures. In February 2022, the Hernando/Citrus MPO updated their annual safety performance targets to continue to reduce the target by 5% for each of the categories.

Safety performance measure targets are required to be adopted on an annual basis. FDOT, in August of each calendar year, will report the following year’s targets in the HSIP Annual Report. After FDOT adopts the targets, the MPO is required to either adopt FDOT’s targets or establish its own targets by the following February.



### 3.2.1 Safety Trends in the Hernando/Citrus MPO Area

The MPO uses crash data tracking fatalities and serious injuries in Hernando and Citrus Counties to analyze past trends and identify regional safety issues. Tracking these measures helps estimate the effectiveness of future MPO transportation investment, as reflected in the TIP. Table 3-3 shows the changes in Safety Performance Measures for Hernando/Citrus MPO from 2013 through 2022.

**Table 3.3 Trends of Hernando/Citrus Safety Performance Measures 2013-2022**

Safety Measure	Baseline 2013- 2017	2019 Safety PM	Baseline 2014- 2018	2020 Safety PM	Baseline 2015- 2019	2021 Safety PM	Baseline 2016- 2020	2022 Safety PM
Average annual fatalities	54.2	51.49	58.6	55.67	58.6	56	62.2	59.09
Average annual serious injuries	482.4	458.8	505.6	480.32	525.8	500	523	496.85
Average annual fatality rates	1.547	1.469	1.62	1.5371	1.583	1.504	1.67	1.586
Average annual serious injury rates	13.794	13.02	13.98	13.2867	14.155	13.5	13.98	13.28
Average annual non-motorized injuries	43.6	41.42	45.2	42.94	46	43.7	45.8	43.51

### 3.3 FDOT Safety Planning and Programming

#### 3.3.1 Florida’s Strategic Highway Safety Plan

Florida’s Strategic Highway Safety Plan (SHSP), published in March 2021, specifically embraces Vision Zero and a new slogan and logo of Target Zero and identifies strategies to achieve zero traffic deaths and serious injuries. The SHSP was updated in coordination with Florida’s 27 MPOs and the MPOAC, as well as other statewide traffic safety partners. The SHSP development process included review of safety-related goals, objectives, and strategies in MPO plans. The SHSP guides FDOT, MPOs, and other safety partners in addressing safety and defines a framework for implementation activities to be carried out throughout the state.

Florida’s transportation safety partners have focused on reducing fatalities and serious injuries through the 4Es of engineering, education, enforcement, and emergency response. To achieve zero, FDOT and other safety partners will expand beyond addressing specific hazards and influencing individual behavior to reshaping transportation systems and communities to create a safer environment for all travel. The updated SHSP calls on Florida to think more broadly and inclusively by addressing four additional topics, which are referred to as the 4Is: information intelligence, innovation, insight into communities, and investments and policies. The SHSP also embraces an integrated “Safe System” approach that involves designing and managing road infrastructure to keep the risk of a mistake low and to ensure that when a mistake leads to a crash, the impact on the human body does not result in a fatality or serious injury. The five Safe System elements together create a holistic approach with layers of protection: safe road users, safe vehicles, safe speeds, safe roads, and post-crash care.

The SHSP also expands the list of emphasis areas for Florida’s safety programs to include six evolving emphasis areas, which are high-risk or high-impact crashes that are a subset of an existing emphasis area or emerging risks and new innovations, where safety data are unknown. These evolving emphasis areas



include work zones, drowsy and ill driving, rail grade crossings, roadway transit, micromobility, and connected and automated vehicles.

### **3.3.2 Florida’s Highway Safety Improvement Program**

While the FTP and the SHSP both highlight the statewide commitment to a vision of zero deaths, the Florida Highway Safety Improvement Program (HSIP) Annual Report documents statewide performance and progress toward that vision. It also lists all HSIP projects that were obligated during the reporting year and the relationship of each project to the SHSP.

As discussed above, in the 2021 HSIP Annual Report, FDOT reported 2022 statewide safety performance targets at “0” for each safety performance measure to reflect the vision of zero deaths. Annually, FHWA determines whether Florida has met the targets or performed better than baseline for at least four of the five measures. If this does not occur FDOT must submit an annual implementation plan with actions it will take to meet targets in the future.

On March 25, 2021, FHWA reported the results of its 2019 safety target assessment. FHWA concluded that Florida had not met or made significant progress toward its 2019 safety targets, noting that zero had not been achieved for any measure and that only three out of five measures (number of serious injuries, serious injury rate, and number of non-motorized fatalities and serious injuries) were better than baseline. Subsequently, FDOT developed an HSIP Implementation Plan [HSIP Implementation Plan](#) to highlight additional strategies it will undertake in support of the safety targets. This plan was submitted with the HSIP Annual Report to FHWA on August 31, 2021. *Note: FDOT will send updated text once FHWA sends the 2020 safety target assessment.*

Consistent with FHWA requirements, the HSIP Implementation Plan focuses specifically on implementation of the HSIP as a core federal-aid highway program and documents the continued enhancements planned for Florida’s HSIP to better leverage the benefits of this program. However, recognizing that FDOT already allocates all HSIP funding to safety programs - and building on the integrated approach that underscores FDOT’s safety programs – the HSIP Implementation Plan also documents how additional FDOT and partner activities may contribute to progress toward zero. Key commitments in the HSIP Implementation Plan include:

- Fully implement Florida’s SHSP, including the existing and evolving emphasis areas and the expanded list of strategies consistent with the Safe System approach.
- Advance safety priorities from the Department’s Vital Few Safety initiative, which is focusing FDOT leadership and staff on solutions to three primary safety emphasis areas: roadway departures, intersections, and pedestrians and bicyclists. These are the top three factors associated with fatalities statewide during the 2015-2019 period.
- Enhance the HSIP funding and allocation processes to ensure Florida’s safety challenges are evaluated from both a statewide perspective and a regional and local perspective. FDOT is applying new data and analysis tools to support better priority setting and decision making in the HSIP process.
- Continue to enhance coordination through FDOT’s District Offices to MPOs, local governments, community traffic safety teams, and other partners to ensure HSIP and other safety-related investments are focused on the greatest need and greater opportunity for benefit, including the nearly 40 percent of fatalities that occur off the State Highway System.

Florida conducts extensive safety data analysis to understand the state’s traffic safety challenges and identify and implement successful safety solutions. Florida’s transportation system is evaluated using location-specific analyses that evaluate locations where the number of crashes or crash rates are the highest and where fatalities and serious injuries are most prominent. These analyses are paired with additional systemic analyses to identify characteristics that contribute to certain crash types and prioritize countermeasures that can be deployed across the system as a whole. As countermeasures are implemented, Florida also employs predictive analyses to evaluate the performance of roadways (i.e., evaluating results of implemented crash modification factors against projected crash reduction factors).

FDOT’s State Safety Office works closely with FDOT Districts and regional and local traffic safety partners to develop the annual HSIP updates. Historic, risk-based, and predictive safety analyses are conducted to identify appropriate proven countermeasures to reduce fatalities and serious injuries associated with Florida’s SHSP emphasis areas, resulting in a list of projects that reflect the greatest needs and are anticipated to achieve the highest benefit. While these projects and the associated policies and standards may take years to be implemented, they are built on proven countermeasures for improving safety and addressing serious crash risks or safety problems identified through a data-driven process. Florida continues to allocate all available HSIP funding to safety projects. [FDOT’s HSIP Guidelines](#) provide detailed information on this data-driven process and funding eligibility.

Florida received an allocation of approximately \$177 million in HSIP funds for use during the 2020 state fiscal year from July 1, 2020 through June 30, 2021, and fully allocated those funds to safety projects. FDOT used these HSIP funds to complete projects that address intersections, lane departure, pedestrian and bicyclist safety, and other programs representing the remaining SHSP emphasis areas. This year’s HSIP allocated \$131 million in infrastructure investments on state-maintained roadways and \$33 million in infrastructure investments on local roadways. The remaining \$9 million included supporting activities such as transportation safety planning, preliminary engineering, traffic engineering studies, transportation statistics, and public information or education. A list of HSIP projects can be found in the [HSIP 2020 Annual Report](#).

Beginning in fiscal year 2024, HSIP funding will be distributed among FDOT Districts based on statutory formula to allow the Districts to have more clearly defined funding levels for which they can better plan to select and fund projects. MPOs and local agencies coordinate with FDOT Districts to identify and implement effective highway safety improvement projects on non-state roadways.

### **3.3.3 Additional FDOT Safety Planning Activities**

In addition to HSIP, safety is considered as a factor in FDOT planning and priority setting for projects in preservation and capacity programs. Data is analyzed for each potential project, using traffic safety data and traffic demand modeling, among other data. The [Florida PD&E Manual](#) requires the consideration of safety when preparing a proposed project’s purpose and need, and defines several factors related to safety, including crash modification factor and safety performance factor, as part of the analysis of alternatives. Florida design and construction standards include safety criteria and countermeasures, which are incorporated in every construction project. FDOT also recognizes the importance of the American Association of State Highway Transportation Official (AASHTO) Highway Safety Manual (HSM). Through dedicated and consistent training and messaging over the last several years, the HSM is now an integral part of project development and design.

FDOT holds Program Planning Workshops annually to determine the level of funding to be allocated over the next 5 to 10 years to preserve and provide for a safe transportation system. Certain funding types are further analyzed and prioritized by FDOT Central Offices, after projects are prioritized collaboratively by the MPOs, local governments, and FDOT Districts; for example, the Safety Office is responsible for the HSIP

and Highway Safety Program (HSP) and the Systems Implementation Office is responsible for the Strategic Intermodal System (SIS). Both the Safety and SIS programs consider the reduction of traffic fatalities and serious injuries in their criteria for ranking projects.

### 3.4 Safety Investments in the TIP

Safety is considered a planning factor during project selection process. A goal of the 2045 LRTP is to reduce crashes, injuries and fatalities. Transportation Alternative projects include infrastructure for schools (sidewalks/safety improvements). The Hernando/Citrus MPO developed a Complete Streets program and is currently in the implementation phase. The MPO intends to use this policy to coordinate with the local governments to improve safety and mobility of all road users. Activities included in the Unified Planning Work program include completion of the Complete Streets Implementation Plan, participation in the Community Traffic Safety Teams, transit planning

The TIP includes projects that fall into specific investment priorities which were established by the MPO in the LRTP. This includes safety programs such as:

- Lighting
- Continued involvement and support for Community Traffic Safety Team (CTST) and/or the Safe Routes to School (SRTS) Team to address infrastructure or behavior safety
- Infrastructure examples: Installation of school flashing signals, roadway lighting, traffic calming, traffic signals, bike lanes, sidewalks.
- Behavioral safety examples: Safe Routes to Schools education/enforcement activities, pedestrian/bicycle safety education

Improving safety for all users, including drivers, pedestrians, and bicyclists is a major focus of the 2045 LRTP. The MPO considers safety as a planning factor in the project selection process. An important goal of the 2045 LRTP is to reduce accidents, injuries, and fatalities. The LRTP strengthened the connection between its spending and safety performance by identifying strategies relating to Key Safety Emphasis Areas for Congestion Management Integration, and progress toward finalizing the Complete Streets policy and implementation program. As part of the LRTP and TIP, the MPO has made a commitment to utilize federal funding allocation on a wide range of multimodal, safety and intersection improvement projects. The federal funding is the primary funding source for intersection and operational improvements identified by the Congestion Management Process, Complete Streets corridor projects, transit facility enhancements, safety projects, resurfacing supplements, and stand-alone bicycle/pedestrian and trail projects. Projects identified in these programs have been funded through the TIP.

The 2045 LRTP provides performance measures, prioritization process, and evaluation criteria to support new federal performance measures. Increasing safety continues to be a goal of the plan and will be used in the project selection process.

**Table 3.4 Hernando/Citrus MPO Safety Projects 2022**

TIP Section	Project Location	Project Description
Forest Ridge Elementary – from W Lake Beverly Dr to W Colbert Ct	Citrus County	Sidewalks/SRTS

Because safety is inherent in so many FDOT and Hernando/Citrus MPO's programs and projects, and because of the broad and holistic approach FDOT is undertaking with its commitment to Vision Zero, the program of projects in this TIP is anticipated to support progress towards achieving the safety targets.

## 4 - PAVEMENT & BRIDGE CONDITION MEASURES (PM2)

---

FHWA's Pavement and Bridge Condition Performance Measures Final Rule, which is also referred to as the PM2 rule, establishes the following six performance measures:

1. Percent of Interstate pavements in good condition;
2. Percent of Interstate pavements in poor condition;
3. Percent of non-Interstate National Highway System (NHS) pavements in good condition;
4. Percent of non-Interstate NHS pavements in poor condition;
5. Percent of NHS bridges (by deck area) classified as in good condition; and
6. Percent of NHS bridges (by deck area) classified as in poor condition.

For the pavement measures, five pavement metrics are used to assess condition:

- International Roughness Index (IRI) - an indicator of roughness; applicable to asphalt, jointed concrete, and continuous concrete pavements;
- Cracking percent - percentage of pavement surface exhibiting cracking; applicable to asphalt, jointed concrete, and continuous concrete pavements;
- Rutting - extent of surface depressions; applicable to asphalt pavements only;
- Faulting - vertical misalignment of pavement joints; applicable to jointed concrete pavements only; and
- Present Serviceability Rating (PSR) – a quality rating applicable only to NHS roads with posted speed limits of less than 40 miles per hour (e.g., toll plazas, border crossings). States may choose to collect and report PSR for applicable segments as an alternative to the other four metrics.

For each pavement metric, a threshold is used to establish good, fair, or poor condition. Using these metrics and thresholds, pavement condition is assessed for each 0.1 mile section of the through travel lanes of mainline highways on the Interstate or the non-Interstate NHS. Asphalt pavement is assessed using the IRI, cracking, and rutting metrics, while jointed concrete is assessed using IRI, cracking, and faulting. For these two pavement types, a pavement section is rated good if the ratings for all three metrics are good, and poor if the ratings for two or more metrics are poor.

Continuous concrete pavement is assessed using the IRI and cracking metrics. For this pavement type, a pavement section is rated good if both metrics are rated good, and poor if both metrics are rated poor.

If a state collects and reports PSR for any applicable segments, those segments are rated according to the PSR scale. For all three pavement types, sections that are not good or poor are rated fair.

The good/poor measures are expressed as a percentage and are determined by summing the total lane-miles of good or poor highway segments and dividing by the total lane-miles of all highway segments on the applicable system. Pavement in good condition suggests that no major investment is needed and should be considered for preservation treatment. Pavement in poor condition suggests major reconstruction investment is needed due to either ride quality or a structural deficiency.



The bridge condition measures refer to the percentage of bridges by deck area on the NHS that are in good condition or poor condition. The measures assess the condition of four bridge components: deck, superstructure, substructure, and culverts. Each component has a metric rating threshold to establish good, fair, or poor condition. Each bridge on the NHS is evaluated using these ratings. If the lowest rating of the four metrics is greater than or equal to seven, the structure is classified as good. If the lowest rating is less than or equal to four, the structure is classified as poor. If the lowest rating is five or six, it is classified as fair.

The bridge measures are expressed as the percent of NHS bridges in good or poor condition. The percent is determined by summing the total deck area of good or poor NHS bridges and dividing by the total deck area of the bridges carrying the NHS. Deck area is computed using structure length and either deck width or approach roadway width.

A bridge in good condition suggests that no major investment is needed. A bridge in poor condition is safe to drive on; however, it is nearing a point where substantial reconstruction or replacement is needed.

## 4.1 Pavement and Bridge Condition Targets

### 4.1.1 Statewide Targets

Federal rules require state DOTs to establish two-year and four-year targets for the pavement and bridge condition measures. On May 18, 2018, FDOT established statewide pavement and bridge targets for the first performance period ending in 2021. The two-year targets represent pavement and bridge condition at the end of calendar year 2019, while the four-year targets represent condition at the end of 2021. Table 4.1 presents the statewide targets.

**Table 4.1. Statewide Pavement and Bridge Condition Performance Targets**

Performance Measure	2019 Statewide Target	2021 Statewide Target
Percent of Interstate pavements in good condition	Not required	≥60%
Percent of Interstate pavements in poor condition	Not required	≤5%
Percent of non-Interstate NHS pavements in good condition	≥40%	≥40%
Percent of non-Interstate NHS pavements in poor condition	≤5%	≤5%
Percent of NHS bridges (by deck area) in good condition	≥50%	≥50%
Percent of NHS bridges (by deck area) in poor condition	≤10%	≤10%

For comparative purposes, the baseline (2017) conditions are as follows:

- 66.1 percent of the Interstate pavement is in good condition and 0.0 percent is in poor condition;
- 44.0 percent of the non-Interstate NHS pavement is in good condition and 0.4 percent is in poor condition; and
- 67.7 percent of NHS bridges (by deck area) is in good condition and 1.2 percent is in poor condition.

In determining its approach to establishing performance targets for the federal pavement and bridge condition performance measures, FDOT considered many factors. FDOT is mandated by Florida Statute 334.046 to preserve the state's pavement and bridges to specific standards. To adhere to the statutory guidelines, FDOT

prioritizes funding allocations to ensure the current transportation system is adequately preserved and maintained before funding is allocated for capacity improvements. These statutory guidelines envelope the statewide federal targets that have been established for pavements and bridges.

In addition, MAP-21 requires FDOT to develop a Transportation Asset Management Plan (TAMP) for all NHS pavements and bridges within the state. The TAMP must include investment strategies leading to a program of projects that would make progress toward achievement of the state DOT targets for asset condition and performance of the NHS. FDOT’s TAMP was updated to reflect initial MAP-21 requirements in 2018 and the final TAMP was approved on June 28, 2019. The TAMP will be updated in 2022.

Further, the federal pavement condition measures require a new methodology that is a departure from the methods currently used by FDOT and uses different ratings and pavement segment lengths. For bridge condition, the performance is measured in deck area under the federal measure, while FDOT programs its bridge repair or replacement work on a bridge by bridge basis. As such, the federal measures are not directly comparable to the methods that are most familiar to FDOT.

FDOT collects and reports bridge and pavement data to FHWA each year to track performance and progress toward the targets. Reported pavement and bridge data for 2018 and 2019 show relatively stable conditions compared to the 2017 baseline and exceeded the established 2019 targets; 2020 data are being developed. In early 2021, FHWA determined that FDOT made significant progress toward the two-year targets.

**4.1.2 MPO Targets**

MPOs must set four-year targets for the six pavement and bridge condition measures within 180 days of when FDOT established targets. MPOs can either agree to program projects that will support the statewide targets or establish their own quantifiable targets for the MPO’s planning area for one or more measures.

On September 18, 2018, the Hernando/Citrus MPO agreed to support FDOT’s statewide pavement and bridge performance targets, thus agreeing to plan and program projects in the TIP that once implemented, are anticipated to make progress toward achieving the statewide targets.

**4.2 Pavement and Bridge Investments in the TIP**

The Hernando/Citrus MPO TIP reflects investment priorities established in the Hernando/Citrus MPOs 2045 Long Range Transportation Plan. The focus of the Hernando/Citrus MPO’s investments in bridge and pavement condition include:

**Table 4.2 Hernando/Citrus MPO Pavement and Bridge Projects in the TIP 2023-2027**

TIP Section	Project Location	Project Description
US 19 – from NE 1 <sup>st</sup> St to S of NW Snug Harbor	Citrus County	Resurfacing
US 98/SR700/W Ponce De Leon Blvd from Hernando County Line to US 19/SR 55	Citrus County	Resurfacing
Suncoast Parkway – from CR 486 to US 19 in Red Level	Hernando and Citrus County	New roadway
SR 44/E Gulf to Lake Hwy from E of US 41 to Sumter County Line	Citrus	Resurfacing
US 301 – from Pasco County Line to SR 50	Hernando County	Roadway expansion, 2-lane undivided to 4-lane divided

The MPO uses project selection criteria related to pavement condition in the LRTP or TIP selection process as follows:

- A pipeline project, which gives priority to projects that have been partially funded.
- A project that addresses a corridor that is expected to relieve current or future congestion.
- A project that is a designated freight corridor.
- A project that provides connectivity improvements between major roadways of activity centers. A project that enhances or promotes economic development in the area.
- A project that is identified as a high-priority by public support.
- A project that addresses higher than average crash rates.

The TIP devotes a significant number of resources to projects that will maintain pavement condition performance. Investments in pavement condition include pavement replacement and reconstruction, and pavement capacity. The TIP will fund millions in new capacity projects.

The projects included in the TIP are consistent with FDOT's Five Year Work Program, and therefore to FDOT's approach to prioritize funding to ensure the transportation system is adequately preserved and maintained. Per federal planning requirements, the state selects projects on the NHS in cooperation with the MPO from the approved TIP. Given the significant resources devoted in the TIP to pavement and bridge projects, the MPO anticipates that once implemented, the TIP will contribute to progress towards achieving the statewide pavement and bridge condition performance targets.

## **5 - SYSTEM PERFORMANCE, FREIGHT, & CONGESTION MITIGATION & AIR QUALITY IMPROVEMENT PROGRAM MEASURES (PM3)**

---

USDOT's System Performance/Freight/CMAQ Performance Measures Final Rule established measures to assess passenger and freight performance on the Interstate and non-Interstate National Highway System (NHS), and traffic congestion and on-road mobile source emissions in areas that do not meet federal National Ambient Air Quality Standards (NAAQS). The rule, which is referred to as the PM3 rule, requires state DOTs and MPOs to establish targets for the following six performance measures:

### **National Highway Performance Program (NHPP)**

1. Percent of person-miles on the Interstate system that are reliable, also referred to as Level of Travel Time Reliability (LOTTR);
2. Percent of person-miles on the non-Interstate NHS that are reliable (LOTTR);

### **National Highway Freight Program (NHFP)**

3. Truck Travel Time Reliability index (TTTR);

### **Congestion Mitigation and Air Quality Improvement Program (CMAQ)**

4. Annual hours of peak hour excessive delay per capita (PHED);
5. Percent of non-single occupant vehicle travel (Non-SOV); and

6. Cumulative 2-year and 4-year reduction of on-road mobile source emissions (NO<sub>x</sub>, VOC, CO, PM<sub>10</sub>, and PM<sub>2.5</sub>) for CMAQ funded projects.

Because all areas in Florida meet current NAAQS, the last three measures pertaining to the CMAQ Program do not currently apply in Florida. A description of the applicable measures follows.

**LOTTR Measures**

The LOTTR performance measures assess the percent of person-miles traveled on the Interstate or the non-Interstate NHS that are reliable. LOTTR is defined as the ratio of longer travel times (80<sup>th</sup> percentile) to a normal travel time (50<sup>th</sup> percentile) over of all applicable roads, across four time periods between the hours of 6 a.m. and 8 p.m. each day. The measure is expressed as the percent of person-miles traveled on the Interstate or Non-Interstate NHS system that are reliable. Person-miles consider the number of people traveling in buses, cars, and trucks over these roadway segments.

**TTTR Measure**

The TTTR performance measure assesses the reliability index for trucks traveling on the interstate. A TTTR ratio is generated by dividing the 95<sup>th</sup> percentile truck travel time by a normal travel time (50<sup>th</sup> percentile) for each segment of the Interstate system over specific time periods throughout weekdays and weekends. This is averaged across the length of all Interstate segments in the state or metropolitan planning area to determine the TTTR index.

**5.1 System Performance and Freight Targets**

**5.1.1 Statewide Targets**

Federal rules require state DOTs to establish two-year and four-year targets for the system performance and freight targets. On May 18, 2018, FDOT established statewide performance targets for the first performance period ending in 2021. The two-year targets represent performance at the end of calendar year 2019, while the four-year targets represent performance at the end of 2021. Table 5.1 presents the statewide targets.

**Table 5.1. Statewide System Performance and Freight Targets**

<b>Performance Measure</b>	<b>2019 Statewide Target</b>	<b>2021 Statewide Target</b>
Percent of person-miles on the Interstate system that are reliable (Interstate LOTTR)	≥75%	≥70%
Percent of person-miles on the non-Interstate NHS that are reliable (Non-Interstate NHS LOTTR)	Not Required <sup>7</sup>	≥50%
Truck travel time reliability (TTTR)	≤1.75	≤2.00

For comparative purposes, baseline (2017) statewide conditions are as follows:

- 82.2 percent of person-miles traveled on the Interstate are reliable;
- 84.0 percent of person-miles traveled on the non-Interstate are reliable; and
- 1.43 truck travel time reliability index.

In establishing these targets, FDOT reviewed external and internal factors that may affect reliability, analyzed travel time data from the National Performance Management Research Dataset (NPMRDS) for the years 2014 to 2017, and developed a sensitivity analysis indicating the level of risk for road segments to become unreliable.

The federal travel time reliability measures follow a new methodology that differ from prior Florida efforts. In addition, beginning in 2017, the NPMRDS expanded its coverage of travel segments, and a new vendor began to supply the dataset, creating a difference in reliability performance results on non-Interstate NHS segments between pre-2017 trends and later trends. These factors create challenges for establishing a confident trend line to inform target setting for the next two to four years.

In consideration of these differences, as well as other unknowns and unfamiliarity associated with the new required processes, FDOT took a conservative approach when establishing its initial statewide system performance and freight targets.

FDOT collects and reports reliability data to FHWA each year to track performance and progress toward the reliability targets. During 2018 and 2019, the percentage of person-miles that are reliable improved over the 2017 baseline on both the Interstate and non-Interstate NHS. The truck travel time reliability index improved slightly from the 2017 baseline to 2018 but declined slightly in 2019. Actual performance in 2019 was better than the 2019 targets, and in early 2021 FHWA determined that FDOT made significant progress toward the 2019 targets. Performance improved for all measures in 2020. Final data for 2021 are under development.

System performance and freight are addressed through several statewide initiatives:

- Florida's Strategic Intermodal System (SIS) is composed of transportation facilities of statewide and interregional significance. The SIS is a primary focus of FDOT's capacity investments and is Florida's primary network for ensuring a strong link between transportation and economic competitiveness. These facilities, which span all modes and includes highways, are the workhorses of Florida's transportation system and account for a dominant share of the people and freight movement to, from and within Florida. The SIS includes 92 percent of NHS lane miles in the state. Thus, FDOT's focus on improving performance of the SIS goes hand-in-hand with improving the NHS, which is the focus of the FHWA's TPM program. The SIS Policy Plan was updated in early 2022 consistent with the updated FTP. The SIS Policy Plan defines the policy framework for designating which facilities are part of the SIS, as well as how SIS investments needs are identified and prioritized. The development of the SIS Five-Year Plan by FDOT considers scores on a range of measures including mobility, safety, preservation, and economic competitiveness as part of FDOT's Strategic Investment Tool (SIT).
- In addition, FDOT's Freight Mobility and Trade Plan (FMTP) defines policies and investments that will enhance Florida's economic development efforts into the future. The FMTP identifies truck bottlenecks and other freight investment needs and defines the process for setting priorities among these needs to receive funding from the National Highway Freight Program (NHFP). Project evaluation criteria tie back to the FMTP objectives to ensure high priority projects support the statewide freight vision. In February 2018, FHWA approved the FMTP as FDOT's State Freight Plan. FDOT updated the plan in spring 2020.
- FDOT also developed and refined a methodology to identify freight bottlenecks on Florida's SIS on an annual basis using vehicle probe data and travel time reliability measures. Identification of bottlenecks and estimation of their delay impact aids FDOT in focusing on relief efforts and ranking them by priority. In turn, this information is incorporated into FDOT's SIT to help identify the most important SIS capacity projects to relieve congestion.

### **5.1.2 MPO Targets**

MPOs must establish four-year targets for all three performance measures. MPOs can either agree to program projects that will support the statewide targets or establish their own quantifiable targets for the MPO's planning area for one or more measures.

On September 18, 2018, the Hernando/Citrus MPO agreed to support FDOT's statewide system performance and freight targets, thus agreeing to plan and program projects in the TIP that once implemented, are anticipated to make progress toward achieving the statewide targets.

### **5.2 System Performance and Freight Investments in the TIP**

The Hernando/Citrus MPO TIP reflects investment priorities established in the Hernando/Citrus MPO 2045 LRTP. The focus of the Hernando/Citrus MPO's investments that address system performance and freight include

- SR 50 Bypass (4-6 lane, Hernando County)
- SR 50 I-75 to US 301 (4-6/2-4, Hernando County)
- US 41 in Citrus County
- Suncoast Parkway from CR 486 to US 19 in Red Level
- US 301 from Pasco County to SR 50
- Investments in transit, bicycle, or pedestrian systems that promote mode shift

The projects included in the TIP are consistent with FDOT's Five Year Work Program, and therefore to FDOT's approach to prioritize funding to address performance goals and targets. Per federal planning requirements, the state selects projects on the NHS in cooperation with the MPO from the approved TIP. Given the significant resources devoted in the TIP to programs that address system performance and freight, the MPO anticipates that once implemented, the TIP will contribute to progress towards achieving the statewide reliability performance targets.



## 6 - TRANSIT ASSET MANAGEMENT MEASURES

### 6.1 Transit Asset Performance Measures

FTA's Transit Asset Management (TAM) regulations apply to all recipients and subrecipients of Federal transit funding that own, operate, or manage public transportation capital assets. The regulations define the term "state of good repair," require that public transportation providers develop and implement TAM plans, and established state of good repair standards and performance measures for four asset categories: equipment, rolling stock, transit infrastructure, and facilities. Table 6.1 identifies the TAM performance measures.

**Table 6.1. FTA TAM Performance Measures**

Asset Category	Performance Measure
1. Equipment	Percentage of non-revenue, support-service and maintenance vehicles that have met or exceeded their Useful Life Benchmark
2. Rolling Stock	Percentage of revenue vehicles within a particular asset class that have either met or exceeded their Useful Life Benchmark
3. Infrastructure	Percentage of track segments with performance restrictions
4. Facilities	Percentage of facilities within an asset class rated below condition 3 on the TERM scale

For equipment and rolling stock classes, useful life benchmark (ULB) is defined as the expected lifecycle of a capital asset, or the acceptable period of use in service, for a particular transit provider's operating environment. ULB considers a provider's unique operating environment such as geography, service frequency, etc.

Public transportation agencies are required to establish and report TAM targets annually for the following fiscal year. Each public transit provider or its sponsors must share its targets with each MPO in which the transit provider's projects and services are programmed in the MPO's TIP. MPOs were required to establish initial TAM targets within 180 days of the date that public transportation providers established initial targets by October 1, 2018. However, MPOs are not required to establish TAM targets annually each time the transit provider establishes targets. Instead, subsequent MPO targets must be established when the MPO updates the LRTP. When establishing TAM targets, the MPO can either agree to program projects that will support the transit provider targets or establish its own separate regional TAM targets for the MPO planning area. MPO targets may differ from agency targets, especially if there are multiple transit agencies in the MPO planning area. To the maximum extent practicable, transit providers, states, and MPOs must coordinate with each other in the selection of performance targets.

The TAM regulation defines two tiers of public transportation providers based on size parameters. Tier I providers are those that operate rail service or more than 100 vehicles in all fixed route modes, or more than 100 vehicles in one non-fixed route mode. Tier II providers are those that are a subrecipient of FTA 5311 funds, or an American Indian Tribe, or have 100 or less vehicles across all fixed route modes or have 100 or less vehicles in one non-fixed route mode. A Tier I provider must establish its own TAM targets, as well as report performance and other data to FTA. A Tier II provider has the option to establish its own targets or to participate in a Group Plan with other Tier II providers whereby targets are established for the entire group in coordination with a group plan sponsor, typically a state DOT.

## 6.2 Transit Asset Management Targets

The following providers operate in the MPO planning area: TheBus operated by Hernando County Board of County Commissioners, and Citrus County Transit operated by the Citrus County Board of County Commissioners. Both providers are considered “Tier II providers”.

The transit asset management targets are based on the condition of existing transit assets and planned investments in equipment, rolling stock, infrastructure, and facilities. The targets outlined in tables 6.3 below reflect the most recent data available on the number, age, and condition of transit assets, and expectations and capital investment plans for improving these assets. The table summarizes both existing conditions for the most recent year available, and the targets.

### 6.2.1 Transit Provider Targets

TheBus established TAM targets for each of the applicable asset categories on August 28, 2018, and Citrus County Transit established the transit asset targets on September 24, 2018. Table 6.2 and Table 6.3 present the targets for TheBus and for Citrus Transit respectively.

The transit provider’s TAM targets are based on the condition of existing transit assets and planned investments in equipment, rolling stock, infrastructure, and facilities. The targets reflect the most recent data available on the number, age, and condition of transit assets, and capital investment plans for improving these assets. The table summarizes both existing conditions for the most recent year available, and the current targets.

**Table 6.2. Transit Asset Management Targets for TheBus, 2022-2023**

Revenue vehicle Type	2022 Target	2023 Target
BU-Bus	10%	N/A
CY-Cutaway Bus	10%	20%
MV-Mini-van	N/A	N/A

**Table 6.3. Transit Asset Management Targets for Citrus Transit, 2022-2023**

Revenue vehicle Type	2022 Target	2023 Target
BU-Bus	N/A	N/A
CY-Cutaway Bus	20%	20%
MV-Mini-van	N/A	N/A



### **6.2.2 MPO Transit Asset Management Targets**

As discussed above, MPOs established TAM targets within 180 days of the date that public transportation providers established their first targets in 2018. MPOs are not required to establish TAM targets annually each time the transit provider establishes targets. Instead, MPOs must revisit targets each time the MPO updates the LRTP. MPOs can either agree to program projects that will support the transit provider targets or establish separate regional TAM targets for the MPO planning area. MPO targets may differ from agency targets, especially if there are multiple transit agencies in the MPO planning area.

On September 18, 2018, the Hernando/Citrus MPO agreed to support the TheBus and Citrus County Transit's TAM targets, thus agreeing to plan and program projects in the TIP that once implemented, are anticipated to make progress toward achieving the provider's targets.

### **6.3 Transit Asset Management Investments in the TIP**

The Hernando/Citrus MPO's TIP was developed and is managed in cooperation with TheBus (Hernando County) and Citrus County Transit. It reflects the investment priorities established in the 2045 LRTP.

FTA funding, as programmed by the region's transit providers and FDOT, is used for programs and products to improve the condition of the region's transit assets. The focus of Hernando/Citrus MPO's investments that address transit state of good repair include

- Ridge Manor Transfer Facility (Hernando County)
- Purchase of 3 passenger wheelchair accessible buses (Citrus County)
- Replace 18 Para transit and Deviated Fixed Route buses (Citrus County)

Transit asset condition and state of good repair is a consideration in the methodology Hernando/Citrus MPO uses to select projects for inclusion in the TIP. The TIP includes specific investment priorities that support all of the MPO's goals, including transit state of good repair, using a prioritization and project selection process established in the LRTP. This process evaluates projects that, once implemented, are anticipated to improve transit state of good repair in the MPO's planning area. This prioritization process considers factors such as

The Hernando/Citrus MPO's TIP has been evaluated and the anticipated effect of the overall program is that, once implemented, progress will be made towards achieving the TAM performance targets. The Hernando/Citrus MPO will continue to coordinate with the TheBus and Citrus County Transit to maintain the region's transit assets in a state of good repair.

For more information on these programs and projects, see Appendix H.

## 7 - TRANSIT SAFETY PERFORMANCE

---

FTA's Public Transportation Agency Safety Plan (PTASP) regulations established transit safety performance management requirements for providers of public transportation systems that receive federal financial assistance under 49 U.S.C. Chapter 53.

The regulations apply to all operators of public transportation that are a recipient or sub-recipient of FTA Urbanized Area Formula Grant Program funds under 49 U.S.C. Section 5307, or that operate a rail transit system that is subject to FTA's State Safety Oversight Program. The PTASP regulations do not apply to certain modes of transit service that are subject to the safety jurisdiction of another Federal agency, including passenger ferry operations regulated by the United States Coast Guard, and commuter rail operations that are regulated by the Federal Railroad Administration.

The PTASP must include performance targets for the performance measures established by FTA in the National Public Transportation Safety Plan, which was published on January 28, 2017. The transit safety performance measures are:

- Total number of reportable fatalities and rate per total vehicle revenue miles by mode.
- Total number of reportable injuries and rate per total vehicle revenue miles by mode.
- Total number of reportable safety events and rate per total vehicle revenue miles by mode.
- System reliability – mean distance between major mechanical failures by mode.

In Florida, each Section 5307 or 5311 transit provider must develop a System Safety Program Plan (SSPP) under Chapter 14-90, Florida Administrative Code. FDOT technical guidance recommends that Florida's transit agencies revise their existing SSPPs to be compliant with the new FTA PTASP requirements.<sup>1</sup>

Each provider of public transportation that is subject to the PTASP regulations must certify that its SSPP meets the requirements for a PTASP, including transit safety targets for the federally required measures. Providers were required to certify their initial PTASP and safety targets by July 20, 2021. Once the public transportation provider establishes safety targets it must make the targets available to MPOs to aid in the planning process. MPOs had 180 days after receipt of the PTASP targets to establish transit safety targets for the MPO planning area. MPOs are not required to establish transit safety targets annually each time the transit provider establishes targets. Instead, subsequent MPO targets must be established when the MPO updates the LRTP. When establishing transit safety targets, the MPO can either agree to program projects that will support the transit provider targets or establish its own separate regional transit safety targets for the MPO planning area. In addition, the Hernando/Citrus MPO must reflect those targets in LRTP and TIP updates.

### 7.1 Transit Safety Targets

The following transit provider(s) operate in the Hernando/Citrus MPO planning area: TheBus and Citrus County Transit. Of these, both transit providers are responsible for developing a PTASP and establishing transit safety performance targets annually.

---

<sup>1</sup> FDOT Public Transportation Agency Safety Plan Guidance Document for Transit Agencies Available at <https://www.fdot.gov/transit/default.shtm>

### **7.1.1 Transit Agency Safety Targets**

**Table 7.1. Transit Safety Performance Targets for Hernando County (TheBus) Transit May 11, 2021**

<b>Mode of Service</b>	<b>Fatalities (total)</b>	<b>Fatalities (rate)</b>	<b>Injuries</b>	<b>Injuries (per 100k VRM)</b>	<b>Safety Events</b>	<b>Safety Events (per 100k VRM)</b>	<b>System Reliability (VRM / failures)</b>
Fixed Route	0	0	1.33	0	1.67	0	178,856.24
Demand Response	0	0	0	0	.33	0	100,000

**Table 7.2. Transit Safety Performance Targets for Citrus County Transit July 13, 2021**

<b>Mode of Transit Service</b>	<b>Fatalities</b>	<b>Fatalities (per 100K VRM)</b>	<b>Injuries</b>	<b>Injuries (per 100K VRM)</b>	<b>Safety Events</b>	<b>Safety Events (per 100K VRM)</b>	<b>System Reliability</b>
Deviated Fixed Route Bus	0	0	3	.27	5	.45	1.41/100,000
ADA / Paratransit	0	0	1	.07	10	.7	2.11/100,000

### **7.1.2 MPO Transit Safety Targets**

As discussed above, MPOs established transit safety targets within 180 days of the date that public transportation providers established their first safety targets in 2020-2021. MPOs are not required to establish transit safety targets annually each time the transit provider establishes targets. Instead, MPO's must revisit targets each time the MPO updates the LRTP. MPOs can either agree to program projects that will support the transit provider targets or establish separate regional transit safety targets for the MPO planning area. MPO targets may differ from agency targets, especially if there are multiple transit agencies in the MPO planning area.

On December 10, 2020, the Hernando/Citrus MPO agreed to support the TheBus and Citrus Transit's transit safety targets, thus agreeing to plan and program projects in the TIP that once implemented, are anticipated to make progress toward achieving the provider's targets.

## **7.2 Transit Safety Investments in the TIP**

The Hernando/Citrus MPO's TIP was developed and is managed in cooperation with TheBus and Citrus County Transit public transportation providers(s) in the MPO area. It reflects the investment priorities established in the Hernando/Citrus MPO's 2045 Long Range Transportation Plan

The Hernando/Citrus MPO TIP has been evaluated and the anticipated effect of the overall program is that, once implemented, progress will be made towards achieving the transit safety performance targets. The Hernando/Citrus MPO will continue to coordinate with TheBus and Citrus Transit to maintain and improve the safety of the region's transit system and maintain transit assets in a state of good repair.

FTA funding, as programmed by the region's transit providers and FDOT, is used for programs and products to improve the safety of the region's transit systems. The focus of Hernando/Citrus MPO's investments that address transit safety include

- Bus and other vehicle purchases and replacements
- Equipment purchases and replacements (including retrofits)
- Repair, rehabilitation, and replacement of transit facilities
- Repair, rehabilitation, and replacement of transit infrastructure

Transit safety is a consideration in the methodology Hernando/Citrus MPO uses to select projects for inclusion in the TIP. The TIP includes specific investment priorities that support all of the MPO's goals, including transit safety, using a prioritization and project selection process established in the LRTP. This process evaluates projects that, once implemented, are anticipated to improve transit safety in the MPO's planning area. This prioritization process considers factors such as

The Hernando/Citrus MPO's TIP has been evaluated and the anticipated effect of the overall program is that, once implemented, progress will be made towards achieving the transit safety performance targets. The Hernando/Citrus MPO will continue to coordinate with TheBus and Citrus County Transit to maintain and improve the safety of the region's transit system and maintain transit assets in a state of good repair.

For more information on these programs and projects, see Appendix H of the TIP that shows the planned transit projects and investments.



## APPENDIX C: LIST OF PRIORITY PROJECTS – MPO APPROVED JULY 7, 2022

**Table 3: Hernando/Citrus MPO Major Improvement and Congestion Management Program List of Priority Projects**

RANK	FPN	AGENCY	FACILITY	FROM	TO	ACTIVITY	PROJECT PHASE	YEAR
1	257165 5	FDOT	US 41 (SR 45) (N Florida Ave)	N of N Sportsman Pt	E of Arlington St	Add 2 lanes (existing 2)	ROW	2024
2	257298	FDOT	CR 578 (County Line Road)	East of East Rd	W of the Suncoast Parkway	Add 2 lanes (existing 2)		
2A	257298 3		CR 578 (County Line Road)	East of East Rd	Springtime St	Add 2 lanes (existing 2)		
2B	257298 4		CR 578 (County Line Road)	East of Mariner Blvd	W of the Suncoast Parkway	Add 2 lanes (existing 2)		
3		FDOT	Croft Ave.	SR 44 (E. Gulf to Lake Hwy.)	E. Hayes St.	Add 2 lanes (existing 2)		
4	257299	FDOT	CR 485/Cobb Rd	SR 50/50A/Cortez Blvd	US 98 (Ponce de Leon Blvd)	Add 2 lanes (existing 2) realignment of US 98-transfer of ownership between state and county	CONST	
4a	257299 3		CR 485/Cobb Rd	SR 50/50A/Cortez Blvd	Brooksville Water Reclamation Dr	Add 2 lanes (existing 2)		
4b			CR 485/Cobb Rd	Brooksville Water Reclamation Dr	Yontz Rd	Add 2 lanes (existing 2)		
4c			CR 485/Cobb Rd	Yontz Rd	US 98 (Ponce de Leon Blvd)	Add 2 lanes (existing 2)		
5		FDOT	CR 490A (W. Grover Cleveland Blvd.)	US 19 (SR 55)/US 98	CR 491 (S. Lecanto Hwy.)	Add 2 lanes (existing 2)		
6		FDOT	US 41/SR 50A One Way Pairs	W. of Mildred Avenue	US 41/SR 50A Intersection	Complete Streets	To be implemented after US realignment completed	
7		FDOT	CR 491 (N. Lecanto Hwy.)	W. Pine Ridge Blvd.	US 41/SR 45	Add 2 lanes (existing 2)		
8		FDOT	CR 490 (Homosassa Trail)	US 19 (SR 55)/US 98	SR 44 (W. Gulf to Lake Hwy.)	Add 2 lanes (existing 2)		
9	405822 5	FDOT	US 19 (SR 55)/US 98	Cardinal Street	Green Acres	Add 2 lanes (existing 4)		
10		FDOT	SR 200 (N Carl G. Rose Hwy)	US 41	Marion County Line	Add 2 lanes (existing 2)		
11		FDOT	US 41 (SR 45) (Broad St.)	Spring Hill Dr.	Powell Rd.	Add 2 lanes (existing 4)		
12	447536 3	FDOT	US 301	Pasco County Line	SR 50/Cortez Blvd	Add 2 lanes (existing 2)	PE	
13		FDOT	Cardinal St	US 19	CR 491	Add 2 lanes (existing 2)		
14		FDOT	Rock Crusher Road	CR 490	SR 44	Add 2 lanes (existing 2)		
15		FDOT	Venable St. / Crystal Oaks Dr.	US 19	SR 44	Add 2 lanes (existing 2)		

**Table 4: List of Priority Projects (LOPP) Transportation Alternative (TA) Projects**

Rank	FPN / Responsible Agency	Project/Corridor	From	To	Area	Project Type	Project Phase/Year
1	443358 1/FDOT	Withlacoochee State Trail (WST) – Rehabilitation	Hernando / Citrus County Line	Citrus / Marion County Line	CC	TA	RRR 2021
1 d		Section d (6.38 Miles)	Citrus / Hernando County Border	Floral City	CC	TA	RRR 2021
1 e		Section e (6.97 Miles)	Floral City	North Apopka Ave.	CC	TA	RRR 2021
1 f		Section f (5.07 Miles)	North Apopka Ave.	Norvell Bryant Hwy.	CC	TA	RRR 2021
1 g		Section g (5.05 Miles)	Norvell Bryant Hwy.	CR 491	CC/INV	TA	RRR 2021
1 h		Section h (5.34 Miles)	CR 491	Citrus / Marion County Border	CC	TA	RRR 2021
2		Rock Crusher Sidewalk	W. Homosassa Trail (CR490)	W. Gulf to Bay Hwy (SR44)	CC	TA	No Application
3		Sunshine Grove Rd. - Sidewalk	Ken Austin Pkwy.	Hexam Rd.	HC	TA	Application Submitted
4		Three Sisters Springs Connector - Multi-Use Trail	US 19 / Kings Bay Drive	486 Trail	CC/CR	TBD	Application Submitted
5		California St. / Powell Rd. - Sidewalk	Spring Hill Dr. / California St.	Powell Rd./Rowan Rd.	HC	TA	Application Submitted
6		Ft. Island Trail - Multi-Use Trail	Gulf of Mexico	Three Sisters Trail	CC/CR	TBD	Consultant Study Complete / ETDM
7		Cobblestone Dr. - Sidewalk	Pinehurst Dr.	County Line Rd.	HC	TA	Application Submitted
8		Sugarmill Woods - Multi-Use Trail along US 98	Oak Village Blvd.	Trailhead / Parking lot near the Suncoast Parkway II	CC	TA	No Application
9		W. Linden Dr. - Sidewalk	Spring Hill Dr.	Mariner Blvd.	HC	TA	Application Submitted
10		N Independence Hwy-PS/Sidewalk	E Gulf to Lake Hwy (SR 44)	N Florida Ave (US 41)	CC	TA	No application
11		Amero Ln. - Sidewalk	Coronado Dr.	Anderson Snow Rd.	HC	TA	Application Submitted
12		E. Vine St.& E. Gospel Is. Rd.- Sidewalk	N. Apopka Ave.	W. Gulf to Lake Hwy (SR 44)	CC	TA	No Application
13		Nightwalker Rd. - Sidewalk	Cortez Blvd. (SR 50)	Madrid Rd.	HC	TA	Application Submitted
14		W. Cardinal St. - Sidewalk	US 19 (S. Suncoast Blvd.)	S. Lecanto Hwy (CR 491)	CC	TA	No Application
15		Good Neighbor Trail (GNT) - Rehabilitation	Jefferson St.	Jasmine St.	COB/HC	TA	Application Submitted
16		US 19 Trailhead & Crossing	Crosstown Trail at US 19 - (In City of Crystal River)		CC/CR	TA	No Application
17		Withlacoochee State Trail (WST) – Reconstruction	Pasco/Hernando County Line	Citrus/Hernando County Line	HC	TBD	No Application
17 a		Section a (3.15 Miles)	Pasco/Hernando Border	SR 50	HC	TBD	No Application
17 b		Section b (5.15 Miles)	SR 50	Croom Rd.	HC	TBD	No Application

Rank	FPN / Responsible Agency	Project/Corridor	From	To	Area	Project Type	Project Phase/Year
17 c		Section c (5.90 Miles)	Croom Rd.	Hernando/Citrus Border	HC	TBD	No Application
18		South Apopka Connector - Phase I	Dampier St.	Highland Blvd.	CC/INV	TA	No Application
19		Suncoast Trail/U.S. 98 - Trailhead/Restroom	Suncoast Trail/US 98		HC	TA	No Application
20		W. Halls River Rd. (CR 490A) - Sidewalk	S. Riverview Circle	US 19 (S. Suncoast Blvd.)	CC	TA	No Application
21		Spring Hill Dr. - Sidewalk	US 19	Ken Lake Ave.	HC	TA	No Application
22		Eden Dr. Connector/Sidewalk	WST	Martinis Dr.	CC/INV	TA	No Application
23		Spring Hill Dr. - Sidewalk	Spring Park Way	US 41	HC	TA	Application Submitted
24		Forest Dr. Sidewalk	W. Main St. (SR44)	Independence Hwy.	CC	TA	No Application
25		Turner Camp Rd./Ella Ave. - PS/Sidewalk	US 41	Inverness MS	CC	TA	No Application
26		Citrus Springs Blvd. - Bicycle Lane/PS	Dunklin Blvd.	W. Deltona Blvd.	CC	TA	No Application
27		Suncoast Trail (SCT) – Rehabilitation	County Line Road	US 98	HC	TA	Application Submitted
27 a		Section a	County Line Road	Spring Hill Drive	HC	TBD	Application Submitted
27 b		Section b	Spring Hill Drive	SR 50	HC	TBD	Application Submitted
27 c		Section c	SR 50	US 98	HC	TBD	Application Submitted
27 d		Section d	US 98	Centralia Rd.	HC	TBD	Application Submitted
28		Elkcam Blvd. - Bicycle Lane/PS	Pine Ridge Blvd	N Citrus Springs Blvd.	CC	TA	No Application
29		Pine Ridge Blvd. - Multiuse Trail	CR 486	CR 491	CC	TA	No Application
30		South Apopka Connector - Phase II	Highland Blvd.	E Anna Jo Dr.	CC/INV	TA	No Application
31		Mossy Oak Sidewalk	US 41 and Eden Dr.	WST	CC	TA	No Application
32		Sugarmill Woods Bicycle Lane along:			CC	TA	No Application
32 a		Section a. W. Oak Park Blvd.	Shoppes at Sugarmill Woods	Corkwood Blvd.	CC	TA	No Application
32 b		Section b. Cypress Blvd. E	W. Oak Park Blvd.	Cypress Circle E	CC	TA	No Application
33		W. Miss Maggie Dr. (CR 480) - Sidewalk/PS	Chassowitzka River Campground	US 19 (S. Suncoast Blvd.)	CC	TA	ROW issues
34		North Ave. - Sidewalk	Howell Ave.	Zoller St.	COB	TA	ROW issues
35		Kass Circle Improvements	Kass Circle		HC	TA	Under Review

*Page blank for printing purposes*





## APPENDIX D: TIP FISCAL SUMMARY

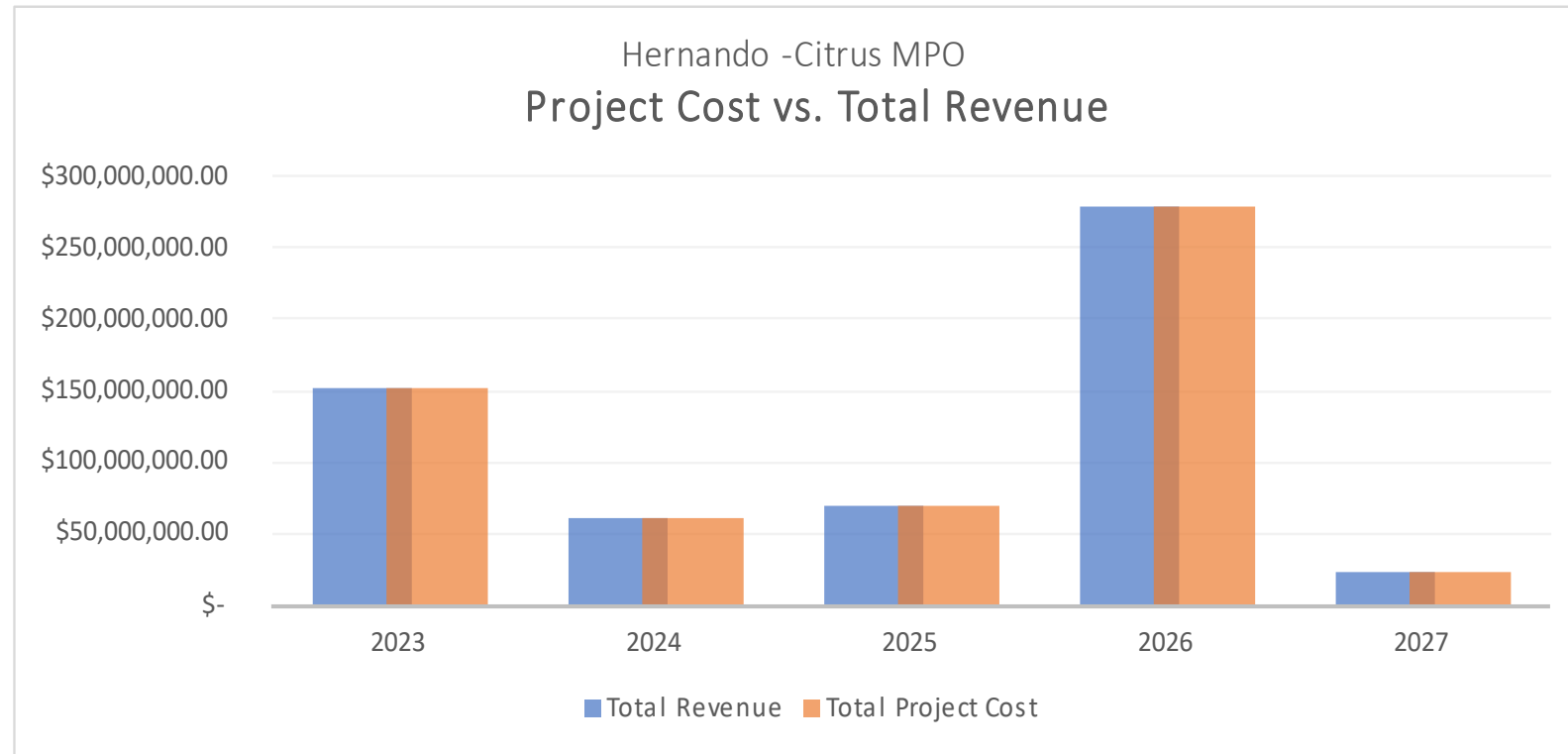
**Table 5: Five-Year TIP Fund Summary for District 7 by Fund Code**

Fund	Fund Name	<2023	2023	2024	2025	2026	2027	>2027	All Years
ACNP	ADVANCE CONSTRUCTION NHPP	\$542,191	\$1,544,400			\$43,543,802			\$45,630,393
ACNR	AC NAT HWY PERFORM RESURFACING				\$6,366,928				\$6,366,928
ACSA	ADVANCE CONSTRUCTION (SA)	\$1,326,520							\$1,326,520
ACSL	ADVANCE CONSTRUCTION (SL)	\$28,902							\$28,902
ACSN	ADVANCE CONSTRUCTION (SN)	\$398,292	\$688,365						\$1,086,657
CM	CONGESTION MITIGATION - AQ	\$1,618,165		\$21,469	\$1,716,245				\$3,355,879
D	UNRESTRICTED STATE PRIMARY	\$60,969,865	\$3,793,655	\$3,793,655	\$3,793,655	\$3,758,656	\$3,758,656		\$79,868,142
DDR	DISTRICT DEDICATED REVENUE	\$14,768,424	\$19,125,152	\$22,767,802	\$12,022,681	\$3,016,947	\$3,929,539		\$75,630,545
DEM	ENVIRONMENTAL MITIGATION	\$2,095							\$2,095
DI	ST. - S/W INTER/INTRASTATE HWY	\$1,015,094	\$12,459,862						\$13,474,956
DIH	STATE IN-HOUSE PRODUCT SUPPORT	\$1,130,857	\$522,678	\$361,239	\$474,852	\$305,892	\$210,000		\$3,005,518
DPTO	STATE - PTO	\$2,730,288	\$1,141,790	\$1,223,732	\$415,492	\$175,730	\$409,600		\$6,096,632
DS	STATE PRIMARY HIGHWAYS & PTO	\$9,022,541	\$2,006,000	\$590,499	\$416,509	\$25,385			\$12,060,934
DU	STATE PRIMARY/FEDERAL REIMB	\$12,136,440	\$572,409	\$594,795	\$551,049	\$518,046	\$693,382		\$15,066,121
FAA	FEDERAL AVIATION ADMIN		\$535,500	\$90,000	\$954,900				\$1,580,400
FTA	FEDERAL TRANSIT ADMINISTRATION	\$16,193,786	\$2,500,000	\$2,150,000	\$2,500,000	\$2,500,000			\$25,843,786
GFSA	GF STPBG ANY AREA	\$4,156,298							\$4,156,298
GFSN	GF STPBG	\$291,351	\$40,297						\$331,648
GMR	GROWTH MANAGEMENT FOR SIS	\$3,044,099							\$3,044,099
GRSC	GROWTH MANAGEMENT FOR SCOP		\$1,263,491	\$1,612,683	\$1,680,000	\$1,536,130			\$6,092,304
LF	LOCAL FUNDS	\$28,577,364	\$4,162,052	\$4,626,309	\$3,181,035	\$2,872,764	\$1,605,782		\$45,025,306
LFP	LOCAL FUNDS FOR PARTICIPATING		\$486,428						\$486,428
NHPP	IM, BRDG REPL, NATNL HWY-MAP21	\$37,381,382							\$37,381,382
PKBD	TURNPIKE MASTER BOND FUND		\$48,297,881			\$85,264,026			\$133,561,907
PKED	2012 SB1998-TURNPIKE FEEDER RD	\$22,486,533	\$16,211,343						\$38,697,876
PKYI	TURNPIKE IMPROVEMENT	\$20,612,163	\$31,307,161	\$14,020,000	\$23,550,000	\$129,136,526	\$11,004,588	\$1,191	\$229,631,629
PL	METRO PLAN (85% FA; 15% OTHER)		\$1,124,716	\$684,220	\$691,288	\$698,497	\$698,497		\$3,897,218

Fund	Fund Name	<2023	2023	2024	2025	2026	2027	>2027	All Years
SA	STP, ANY AREA	\$2,980,200	\$1,187,071	\$4,883,909	\$9,673,257	\$2,603,072			\$21,327,509
SCED	2012 SB1998-SMALL CO OUTREACH		\$256,410	\$363,750	\$486,148	\$487,805			\$1,594,113
SCOP	SMALL COUNTY OUTREACH PROGRAM		\$167,618	\$405,008	\$976	\$478,049			\$1,051,651
SCWR	2015 SB2514A-SMALL CO OUTREACH		\$303,333			\$256,848			\$560,181
SL	STP, AREAS <= 200K	\$2,766,482	\$12,500	\$592,722					\$3,371,704
SN	STP, MANDATORY NON-URBAN <= 5K	\$3,002,554	\$660,115	\$657,889	\$648,708	\$650,519	\$635,234		\$6,255,019
SR2T	SAFE ROUTES - TRANSFER	\$510,551		\$1,237,113					\$1,747,664
TALL	TRANSPORTATION ALTS- <200K		\$341,176	\$340,026					\$681,202
TALT	TRANSPORTATION ALTS- ANY AREA	\$188,977	\$359,042	\$447,609					\$995,628
	<b>Total</b>	<b>\$247,881,414</b>	<b>\$151,070,445</b>	<b>\$61,464,429</b>	<b>\$69,123,723</b>	<b>\$277,828,694</b>	<b>\$22,945,278</b>	<b>\$1,191</b>	<b>\$830,315,174</b>

Source: Provided by FDOT 04/11/2022

Fiscal Constraint (FY 2023-FY 2027) – **Total Revenue** (Appendix D TIP Fiscal Summary) matches the **Total Project Cost** by year: Five Year Funding Project) as shown in the table and chart below.




Source: Provided by FDOT 04/19/2022

**Table 6 Fiscal Constraint Total Project Costs and Revenue by year, Hernando Citrus MPO Area**

	2023	2024	2025	2026	2027
Total Revenue	\$151,070,445.00	\$61,464,429.00	\$69,123,723.00	\$277,828,694.00	\$22,945,278.00
Total Project Cost	\$151,070,445.00	\$61,464,429.00	\$69,123,723.00	\$277,828,694.00	\$22,945,278.00

Source: Provided by FDOT 04/19/2022

*Page blank for printing purposes*



## APPENDIX E: FIVE YEAR FUNDED PROJECTS

### FDOT FIVE YEAR WORK PROGRAM FY FY2023-2027

#### Highways

##### Information for Item Number: 257165 3

PROJECT DESCRIPTION: US 41 (SR 45) FROM SR 44 TO S OF WITHLACOOCHEE TRAIL BRIDGE \*NON-SIS\*  
 TYPE OF WORK: ADD LANES & RECONSTRUCT  
 EXTRA DESCRIPTION: 2 TO 4 LANES  
 LRTP 2045 REFERENCE: GOAL 1, OBJECTIVES 2 & 3; GOAL 3; OBJECTIVES 4 & 7

COUNTY: CITRUS  
 DISTRICT: 07  
 PROJECT LENGTH: 0.936MI

**Table 7: Item Number: 257165 3 Project Detail by Phase, Fund Code and Fiscal Year (2023 – 2027)**

PHASE / RESPONSIBLE AGENCY	FUND CODE:	<2023	2023	2024	2025	2026	2027	>2027	ALL YEARS
RIGHT OF WAY / MANAGED BY FDOT	ACSA-ADVANCE CONSTRUCTION (SA)	\$923,135							\$923,135
RIGHT OF WAY / MANAGED BY FDOT	ACSN-ADVANCE CONSTRUCTION (SN)	\$385,792							\$385,792
RIGHT OF WAY / MANAGED BY FDOT	CM-CONGESTION MITIGATION - AQ	\$1,618,165							\$1,618,165
RIGHT OF WAY / MANAGED BY FDOT	DDR-DISTRICT DEDICATED REVENUE	\$4,351,495							\$4,351,495
RIGHT OF WAY / MANAGED BY FDOT	DIH-STATE IN-HOUSE PRODUCT SUPPORT	\$461,000							\$461,000
RIGHT OF WAY / MANAGED BY FDOT	DS-STATE PRIMARY HIGHWAYS & PTO	\$1,076,868							\$1,076,868
RIGHT OF WAY / MANAGED BY FDOT	GFSA-GF STPBG ANY AREA	\$4,156,298							\$4,156,298
RIGHT OF WAY / MANAGED BY FDOT	GFSN-GF STPBG	\$291,351							\$291,351
RIGHT OF WAY / MANAGED BY FDOT	SN-STP, MANDATORY NON-URBAN <= 5K	\$2,940,054							\$2,940,054
RAILROAD & UTILITIES / MANAGED BY FDOT	LF-LOCAL FUNDS		\$1,300,000						\$1,300,000
CONSTRUCTION / MANAGED BY FDOT	ACSN-ADVANCE CONSTRUCTION (SN)		\$688,365						\$688,365
CONSTRUCTION / MANAGED BY FDOT	DDR-DISTRICT DEDICATED REVENUE	\$514	\$11,747,096						\$11,747,610
CONSTRUCTION / MANAGED BY FDOT	DIH-STATE IN-HOUSE PRODUCT SUPPORT		\$186,975						\$186,975
CONSTRUCTION / MANAGED BY FDOT	DS-STATE PRIMARY HIGHWAYS & PTO	\$113	\$823,809						\$823,922
CONSTRUCTION / MANAGED BY FDOT	GFSN-GF STPBG		\$40,297						\$40,297
CONSTRUCTION / MANAGED BY FDOT	SN-STP, MANDATORY NON-URBAN <= 5K		\$647,615						\$647,615
ENVIRONMENTAL / MANAGED BY FDOT	DS-STATE PRIMARY HIGHWAYS & PTO	\$328,679							\$328,679
<b>Totals</b>	<b>Item 257165 3 Total</b>	<b>\$15,533,464</b>	<b>\$15,434,157</b>						<b>\$31,967,621</b>

**Table 8: Item 257165 3 Phase Totals by Fiscal Year (2023 – 2027)**

PHASE	<2023	2023	2024	2025	2026	2027	>2027	ALL YEARS
RIGHT OF WAY	\$16,204,158							\$16,204,158
RAILROAD & UTILITIES		\$1,300,000						\$1,300,000
CONSTRUCTION	\$627	\$14,134,157						\$14,134,784
ENVIRONMENTAL	\$328,679							\$328,679
<b>Item 257165 3 Phase Totals</b>	<b>\$16,533,464</b>	<b>\$15,434,157</b>						<b>\$31,967,621</b>

**Information for Item Number: 257165 4** (MPO Board Amended 4-6-23)

PROJECT DESCRIPTION: US 41 (SR 45) FROM S OF WITHLACOOCHEE TRAIL BR TO N OF N SPORTSMAN PT \*NON-SIS\* COUNTY: CITRUS  
 TYPE OF WORK: ADD LANES & RECONSTRUCT DISTRICT: 07  
 EXTRA DESCRIPTION: 2 TO 4 LANES PROJECT LENGTH: 1.232MI  
 LRTP 2045 REFERENCE: GOAL 3, OBJECTIVES 4 & 7

**Table 9: Item Number: 257165 4 Project Detail by Phase, Fund Code and Fiscal Year (2023 – 2027)**

PHASE / RESPONSIBLE AGENCY	FUND CODE:	<2023	2023	2024	2025	2026	2027	>2027	ALL YEARS
Phase / Responsible Agency	Fund Code:	<2023	2023	2024	2025	2026	2027	>2027	All Years
RIGHT OF WAY / MANAGED BY FDOT	ACCM-ADVANCE CONSTRUCTION (CM)		\$240,873						\$240,873
RIGHT OF WAY / MANAGED BY FDOT	ACSM-STBG AREA POP. W/ 5K TO 49,999			\$110,865					\$110,865
RIGHT OF WAY / MANAGED BY FDOT	ACSN-ADVANCE CONSTRUCTION (SN)		\$834,486						\$834,486
RIGHT OF WAY / MANAGED BY FDOT	DDR-DISTRICT DEDICATED REVENUE		\$1,503,000	\$490,718					\$1,993,718
RIGHT OF WAY / MANAGED BY FDOT	DIH-STATE IN-HOUSE PRODUCT SUPPORT	\$7,468	\$76,929	\$100,000					\$184,397
RIGHT OF WAY / MANAGED BY FDOT	DS-STATE PRIMARY HIGHWAYS & PTO		\$573,718						\$573,718
RIGHT OF WAY / MANAGED BY FDOT	SM-STBG AREA POP. W/ 5K TO 49,999			\$286,385					\$286,385
RIGHT OF WAY / MANAGED BY FDOT	SN-STP, MANDATORY NON-URBAN <= 5K		\$1,542,842	\$1,301,013					\$2,843,855
CONSTRUCTION / MANAGED BY FDOT	CM-CONGESTION MITIGATION - AQ				\$1,671,995				1,671,995
CONSTRUCTION / MANAGED BY FDOT	DDR-DISTRICT DEDICATED REVENUE				9,268,626				9,268,626
CONSTRUCTION / MANAGED BY FDOT	DIH-STATE IN-HOUSE PRODUCT SUPPORT				\$341,984				\$341,984
CONSTRUCTION / MANAGED BY FDOT	DS-STATE PRIMARY HIGHWAYS & PTO	\$9,366	\$849		\$405,771				\$415,986
CONSTRUCTION / MANAGED BY FDOT	SA-STP, ANY AREA				\$8,648,508				\$8,648,508
CONSTRUCTION / MANAGED BY FDOT	SN-STP, MANDATORY NON-URBAN <= 5K				\$619,805				\$619,805
<b>Totals</b>	<b>Item: 257165 4 Totals</b>		\$16,834	\$4,772,697	\$2,288,981	\$20,956,689			\$28,035,201

**Table 10: Item 257165 4 Phase Totals by Fiscal Year (2023 – 2027)**

PHASE	<2023	2023	2024	2025	2026	2027	>2027	ALL YEARS
Phase	<2023	2023	2024	2025	2026	2027	>2027	All Years
RIGHT OF WAY	\$7,468	\$4,771,848	\$2,288,981					\$7,068,297
CONSTRUCTION	\$9,366	\$849		\$20,956,689				\$20,966,904
<b>Item: 257165 4 Phase Totals</b>	<b>\$16,834</b>	<b>\$4,772,697</b>	<b>\$2,288,981</b>	<b>\$20,956,689</b>				<b>\$28,035,201</b>

**Information for Item Number: 257165 5**

**\*NUMBER 1 ON THE LIST OF PRIORITY PROJECTS FOR CONGESTION MANAGEMENT PROGRAM\***

PROJECT DESCRIPTION: US 41(SR 45) FROM N OF SPORTSMAN POINT TO E OF ARLINGTON ST \*NON-SIS\*  
 TYPE OF WORK: ADD LANES & RECONSTRUCT  
 EXTRA DESCRIPTION: 2 TO 4 LANES

LRTP 2045 REFERENCE: GOAL 3, OBJECTIVES 4 & 7  
 COUNTY: CITRUS  
 DISTRICT: 07  
 PROJECT LENGTH: 0.572MI

**Table 11: Item 257165 5 Project Detail by Phase, Fund Code and Fiscal Year (2023 – 2027)**

PHASE / RESPONSIBLE AGENCY	FUND CODE:	<2023	2023	2024	2025	2026	2027	>2027	ALL YEARS
RIGHT OF WAY / MANAGED BY FDOT	CM-CONGESTION MITIGATION - AQ			\$21,469					\$21,469
RIGHT OF WAY / MANAGED BY FDOT	DDR-DISTRICT DEDICATED REVENUE					\$779,450	\$3,119,539		\$3,898,989
RIGHT OF WAY / MANAGED BY FDOT	DIH-STATE IN-HOUSE PRODUCT SUPPORT					\$210,000	\$210,000		\$420,000
RIGHT OF WAY / MANAGED BY FDOT	SN-STP, MANDATORY NON-URBAN <= 5K			\$645,389		\$638,019	\$635,234		\$1,918,642
<b>Totals</b>	<b>Phase: RIGHT OF WAY Totals</b>			<b>\$666,858</b>		<b>\$1,627,469</b>	<b>\$3,964,773</b>		<b>\$6,259,100</b>
	<b>Item: 257165 5 Totals</b>			<b>\$666,858</b>		<b>\$1,627,469</b>	<b>\$3,964,773</b>		<b>\$6,259,100</b>
	<b>Project Total</b>	<b>\$20,736,099</b>	<b>\$15,434,157</b>	<b>\$666,858</b>	<b>\$21,511,308</b>	<b>\$1,627,469</b>	<b>\$3,964,773</b>		<b>\$59,975,891</b>

**Information for Item Number: 432582 1**

PROJECT DESCRIPTION: SR 44 FROM E OF W NORVELL BRYANT HWY TO W OF N LOPP PT \*SIS\*  
 TYPE OF WORK: RESURFACING  
 EXTRA DESCRIPTION: 4 LANES  
 LRTP 2045 REFERENCE: GOAL 4, OBJECTIVE 1; GOAL 6 OBJECTIVE 1

COUNTY: CITRUS  
 DISTRICT: 07  
 PROJECT LENGTH: 2.333MI

**Table 12: Item 432582 1 Project Detail by Phase, Fund Code and Fiscal Year (2023 – 2027)**

PHASE / RESPONSIBLE AGENCY	FUND CODE	<2023	2023	2024	2025	2026	2027	>2027	ALL YEARS
PRELIMINARY ENGINEERING / MANAGED BY FDOT	DDR-DISTRICT DEDICATED REVENUE	\$37,339							\$37,339
PRELIMINARY ENGINEERING / MANAGED BY FDOT	DEM-ENVIRONMENTAL MITIGATION	\$224							\$224
PRELIMINARY ENGINEERING / MANAGED BY FDOT	DIH-STATE IN-HOUSE PRODUCT SUPPORT	\$46,758							\$46,758
PRELIMINARY ENGINEERING / MANAGED BY FDOT	DS-STATE PRIMARY HIGHWAYS & PTO	\$1,089,257							\$1,089,257
CONSTRUCTION / MANAGED BY FDOT	DDR-DISTRICT DEDICATED REVENUE		\$4,989,959						\$4,989,959
CONSTRUCTION / MANAGED BY FDOT	DIH-STATE IN-HOUSE PRODUCT SUPPORT		\$66,830						\$66,830
CONSTRUCTION / MANAGED BY FDOT	DS-STATE PRIMARY HIGHWAYS & PTO	\$32,142							\$32,142
<b>Totals</b>	<b>Item: 432582 1 Totals</b>	<b>\$1,205,720</b>	<b>\$5,056,789</b>						<b>\$6,262,509</b>
	<b>Project Totals</b>	<b>\$1,205,720</b>	<b>\$5,056,789</b>						<b>\$6,262,509</b>

**Table 13: Item 432582 1 Phase Totals by Fiscal Year (2023 – 2027)**

PHASE	<2023	2023	2024	2025	2026	2027	>2027	ALL YEARS
PRELIMINARY ENGINEERING	\$1,173,578							\$1,173,578
CONSTRUCTION	\$32,142	\$5,056,789						\$5,088,931
<b>Item: 432582 1 Phase Totals</b>	<b>\$1,205,720</b>	<b>\$5,056,789</b>						<b>\$6,262,509</b>

**Information for Item Number: 437515 1**

PROJECT DESCRIPTION: US 19/US 98/SR 55/N SUNCOAST BLVD FR NE 1ST ST TO S OF NW SNUG HARBOR \*SIS\*  
 TYPE OF WORK: RESURFACING  
 EXTRA DESCRIPTION: 4 LANES  
 LRTP 2045 REFERENCE: GOAL 4, OBJECTIVE 1; GOAL 6 OBJECTIVE 1

COUNTY: CITRUS  
 DISTRICT: 07  
 PROJECT LENGTH: 1.174MI

**Table 14: Item 437515 1 Project Detail by Phase, Fund Code and Fiscal Year (2023 – 2027)**

PHASE / RESPONSIBLE AGENCY	FUND CODE:	<2023	2023	2024	2025	2026	2027	>2027	ALL YEARS
PRELIMINARY ENGINEERING / MANAGED BY FDOT	DIH-STATE IN-HOUSE PRODUCT SUPPORT		\$1,000						\$1,000



PRELIMINARY ENGINEERING / MANAGED BY FDOT	DS-STATE PRIMARY HIGHWAYS & PTO		\$703,650					\$703,650
CONSTRUCTION / MANAGED BY FDOT	DIH-STATE IN-HOUSE PRODUCT SUPPORT					\$39,046		\$39,046
CONSTRUCTION / MANAGED BY FDOT	DS-STATE PRIMARY HIGHWAYS & PTO					\$25,385		\$25,385
CONSTRUCTION / MANAGED BY FDOT	SA-STP, ANY AREA					\$2,603,072		\$2,603,072
<b>Totals</b>	<b>Item: 437515 1 Totals</b>		<b>\$704,650</b>			<b>\$2,667,503</b>		<b>\$3,372,153</b>
	<b>Project Totals</b>		<b>\$704,650</b>			<b>\$2,667,503</b>		<b>\$3,372,153</b>

**Table 15: Item 437515 1 Phase Totals by Fiscal Year (2023 – 2027)**

PHASE	<2023	2023	2024	2025	2026	2027	>2027	ALL YEARS
PRELIMINARY ENGINEERING		\$704,650						\$704,650
CONSTRUCTION					\$2,667,503			\$2,667,503
<b>Item: 437515 1 Phase Totals</b>		<b>\$704,650</b>			<b>\$2,667,503</b>			<b>\$3,372,153</b>

**Information for Item Number: 440250 1**

PROJECT DESCRIPTION: US 98/SR700/W PONCE DE LEON BLVD FROM HERNANDO CO/L TO US 19/SR55 \*SIS\*  
 EXTRA DESCRIPTION: 4 LANES  
 TYPE OF WORK: RESURFACING  
 LRTP 2045 REFERENCE: GOAL 4, OBJECTIVE 1; GOAL 6, OBJECTIVE 1

COUNTY: CITRUS  
 DISTRICT: 07  
 PROJECT LENGTH: 3.382MI

**Table 16: Item 440250 1 Project Detail by Phase, Fund Code and Fiscal Year (2023 – 2027)**

PHASE / RESPONSIBLE AGENCY	FUND CODE:	<2023	2023	2024	2025	2026	2027	>2027	ALL YEARS
PRELIMINARY ENGINEERING / MANAGED BY FDOT	DDR-DISTRICT DEDICATED REVENUE	\$417,279							\$417,279
PRELIMINARY ENGINEERING / MANAGED BY FDOT	DIH-STATE IN-HOUSE PRODUCT SUPPORT	\$21,181							\$21,181
PRELIMINARY ENGINEERING / MANAGED BY FDOT	DS-STATE PRIMARY HIGHWAYS & PTO	\$489,527							\$489,527
CONSTRUCTION / MANAGED BY FDOT	DIH-STATE IN-HOUSE PRODUCT SUPPORT			\$73,812					\$73,812
CONSTRUCTION / MANAGED BY FDOT	DS-STATE PRIMARY HIGHWAYS & PTO			\$590,499					\$590,499
CONSTRUCTION / MANAGED BY FDOT	SA-STP, ANY AREA			\$4,883,909					\$4,883,909
<b>Totals</b>	<b>Item: 440250 1 Totals</b>	<b>\$927,987</b>		<b>\$5,548,220</b>					<b>\$6,476,207</b>
	<b>Project Totals</b>	<b>\$927,987</b>		<b>\$5,548,220</b>					<b>\$6,476,207</b>

**Table 17: Item 440250 1 Phase Totals by Fiscal Year (2023 – 2027)**

PHASE	<2023	2023	2024	2025	2026	2027	>2027	ALL YEARS
PRELIMINARY ENGINEERING	\$927,987							\$927,987
CONSTRUCTION			\$5,548,220					\$5,548,220
<b>Item: 440250 1 Phase Totals</b>	<b>\$927,987</b>		<b>\$5,548,220</b>					<b>\$6,476,207</b>

**Information for Item Number: 441095 1**

PROJECT DESCRIPTION: E WITHLACOOCHEE TRL/CR 39 FROM W OF E TASHA CT TO E SCOTT LANE \*NON-SIS\*  
 TYPE OF WORK: RESURFACING  
 EXTRA DESCRIPTION: 2 LANES  
 LRTP 2045 REFERENCE: GOAL 4, OBJECTIVE 1; GOAL 6, OBJECTIVE 1

COUNTY: CITRUS  
 DISTRICT: 07  
 PROJECT LENGTH: 1.518MI

**Table 18: Item 441095 1 Project Detail by Phase, Fund Code and Fiscal Year (2023 – 2027)**

PHASE / RESPONSIBLE AGENCY	FUND CODE:	<2023	2023	2024	2025	2026	2027	>2027	ALL YEARS
CONSTRUCTION / MANAGED BY CITRUS COUNTY	GRSC-GROWTH MANAGEMENT FOR SCOP		\$731,923						\$731,923
CONSTRUCTION / MANAGED BY CITRUS COUNTY	LFP-LOCAL FUNDS FOR PARTICIPATING		\$293,358						\$293,358
CONSTRUCTION / MANAGED BY CITRUS COUNTY	SCED-2012 SB1998-SMALL CO OUTREACH		\$148,151						\$148,151
<b>Totals</b>	<b>Phase: CONSTRUCTION Totals</b>		<b>\$1,173,432</b>						<b>\$1,173,432</b>
	<b>Item: 441095 1 Totals</b>		<b>\$1,173,432</b>						<b>\$1,173,432</b>
	<b>Project Totals</b>		<b>\$1,173,432</b>						<b>\$1,173,432</b>

**Information for Item Number: 441105 1**

PROJECT DESCRIPTION: FOREST RIDGE BLVD FROM W LAKE BEVERLY DR TO W COLBERT CT \*NON-SIS\*  
 TYPE OF WORK: SIDEWALK  
 EXTRA DESCRIPTION: CONSTRUCT 5' SIDEWALK - FOREST RIDGE ELEMENTARY - SRTS  
 LRTP 2045 REFERENCE: GOAL 1, OBJECTIVES 2 & 3; GOAL 3, OBJECTIVES 4 & 7

COUNTY: CITRUS  
 DISTRICT: 07  
 PROJECT LENGTH: 0.750MI

**Table 19: Item 441105 1 Project Detail by Phase, Fund Code and Fiscal Year (2023 – 2027)**

PHASE / RESPONSIBLE AGENCY	FUND CODE:	<2023	2023	2024	2025	2026	2027	>2027	ALL YEARS
PRELIMINARY ENGINEERING / MANAGED BY FDOT	SR2T-SAFE ROUTES - TRANSFER			\$407,066					\$407,066
<b>Totals</b>	<b>Phase: Preliminary Engineering Totals</b>			<b>\$407,066</b>					<b>\$407,066</b>
	<b>Item: 441105 1 Totals</b>			<b>\$407,066</b>					<b>\$407,066</b>
	<b>Project Totals</b>			<b>\$407,066</b>					<b>\$407,066</b>

**Information for Item Number: 443411 1**

PROJECT DESCRIPTION: E TRAILS END/CR 39A FROM E WYMAR TR TO S WITHLAPOPKA DR \*NON-SIS\*  
 TYPE OF WORK: RESURFACING  
 EXTRA DESCRIPTION: 2 LANES  
 LRTP 2045 REFERENCE: GOAL 4, OBJECTIVE 1; GOAL 6, OBJECTIVE 1

COUNTY: CITRUS  
 DISTRICT: 07  
 PROJECT LENGTH: 1.666MI

**Table 20: Item 443411 1 Project Detail by Phase, Fund Code and Fiscal Year (2023 – 2027)**

PHASE / RESPONSIBLE AGENCY	FUND CODE:	<2023	2023	2024	2025	2026	2027	>2027	ALL YEARS
CONSTRUCTION / MANAGED BY CITRUS COUNTY	LFP-LOCAL FUNDS FOR PARTICIPATING		\$193,070						\$193,070
CONSTRUCTION / MANAGED BY CITRUS COUNTY	SCED-2012 SB1998-SMALL CO OUTREACH		\$108,259						\$108,259
CONSTRUCTION / MANAGED BY CITRUS COUNTY	SCOP-SMALL COUNTY OUTREACH PROGRAM		\$167,618						\$167,618
CONSTRUCTION / MANAGED BY CITRUS COUNTY	SCWR-2015 SB2514A-SMALL CO OUTREACH		\$303,333						\$303,333
<b>Totals</b>	<b>Phase: CONSTRUCTION Totals</b>		<b>\$772,280</b>						<b>\$772,280</b>
	<b>Item: 443411 1 Totals</b>		<b>\$772,280</b>						<b>\$772,280</b>
	<b>Project Totals</b>		<b>\$772,280</b>						<b>\$772,280</b>

**Information for Item Number: 443981 1**

PROJECT DESCRIPTION: US 41/SR 45 FROM SOUTH OF SR 44 TO E GRACE STREET \*SIS\*  
 TYPE OF WORK: TRAFFIC OPS IMPROVEMENT  
 EXTRA DESCRIPTION: SB LEFT TURN LANE AND 7 FT BUFFERED BIKE LANE  
 LRTP 2045 REFERENCE: GOAL 1, OBJECTIVES 2 & 3, GOAL 3, OBJECTIVES 3, 4, & 7

COUNTY: CITRUS  
 DISTRICT: 07  
 PROJECT LENGTH: 0.243MI

**Table 21: Item 443981 1 Project Detail by Phase, Fund Code and Fiscal Year (2023 – 2027)**

PHASE / RESPONSIBLE AGENCY	FUND CODE	<2023	2023	2024	2025	2026	2027	>2027	ALL YEARS
PRELIMINARY ENGINEERING / MANAGED BY FDOT	DIH-STATE IN-HOUSE PRODUCT SUPPORT		\$1,000						\$1,000
PRELIMINARY ENGINEERING / MANAGED BY FDOT	DS-STATE PRIMARY HIGHWAYS & PTO		\$453,133						\$453,133
CONSTRUCTION / MANAGED BY FDOT	DDR-DISTRICT DEDICATED REVENUE			\$1,188,031					\$1,188,031
CONSTRUCTION / MANAGED BY FDOT	DIH-STATE IN-HOUSE PRODUCT SUPPORT			\$17,731					\$17,731
<b>Totals</b>	<b>Item: 443981 1 Totals</b>		<b>\$454,133</b>	<b>\$1,205,762</b>					<b>\$1,659,895</b>
	<b>Project Totals</b>		<b>\$454,133</b>	<b>\$1,205,762</b>					<b>\$1,659,895</b>

**Table 22: Item 443981 1 Phase Totals by Fiscal Year (2023 – 2027)**

PHASE	<2023	2023	2024	2025	2026	2027	>2027	ALL YEARS
PRELIMINARY ENGINEERING		\$454,133						\$454,133
CONSTRUCTION			\$1,205,762					\$1,205,762
<b>Item: 443981 1 Phase Total</b>		<b>\$454,133</b>	<b>\$1,205,762</b>					<b>\$1,659,895</b>

**Information for Item Number: 445661 1**

PROJECT DESCRIPTION: DUNKENFIELD AVE FROM W VENABLE ST TO N OF MARION WAY \*NON-SIS\*  
 TYPE OF WORK: RESURFACING  
 EXTRA DESCRIPTION: 2 LANES  
 LRTP 2045 REFERENCE: GOAL 4, OBJECTIVE 1; GOAL 6, OBJECTIVE 1

COUNTY: CITRUS  
 DISTRICT: 07  
 PROJECT LENGTH: 1.930MI

**Table 23: Item 445661 1 Project Detail by Phase, Fund Code and Fiscal Year (2023 – 2027)**

PHASE / RESPONSIBLE AGENCY	FUND CODE	<2023	2023	2024	2025	2026	2027	>2027	ALL YEARS
CONSTRUCTION / MANAGED BY CITRUS COUNTY	GRSC-GROWTH MANAGEMENT FOR SCOP			\$1,465,476					\$1,465,476
CONSTRUCTION / MANAGED BY CITRUS COUNTY	LF-LOCAL FUNDS			\$556,981					\$556,981
CONSTRUCTION / MANAGED BY CITRUS COUNTY	SCOP-SMALL COUNTY OUTREACH PROGRAM			\$205,469					\$205,469
<b>Totals</b>	<b>Phase: CONSTRUCTION Totals</b>			<b>\$2,227,926</b>					<b>\$2,227,926</b>
	<b>Item: 445661 1 Totals</b>			<b>\$2,227,926</b>					<b>\$2,227,926</b>
	<b>Project Totals</b>			<b>\$2,227,926</b>					<b>\$2,227,926</b>

**Information for Item Number: 448040 1**

PROJECT DESCRIPTION: SR 44/E GULF TO LAKE HWY FROM E OF US 41 TO SUMTER COUNTY LINE \*SIS\*  
 TYPE OF WORK: RESURFACING  
 EXTRA DESCRIPTION: 4 LANES  
 LRTP 2045 REFERENCE: GOAL 4, OBJECTIVE 1; GOAL 6, OBJECTIVE 1

COUNTY: CITRUS  
 DISTRICT: 07  
 PROJECT LENGTH: 6.695MI

**Table 24: Item 448040 1 Project Detail by Phase, Fund Code and Fiscal Year (2023 – 2027)**

PHASE / RESPONSIBLE AGENCY	FUND CODE	<2023	2023	2024	2025	2026	2027	>2027	ALL YEARS
PRELIMINARY ENGINEERING / MANAGED BY FDOT	DDR-DISTRICT DEDICATED REVENUE	\$771,365							\$771,365
PRELIMINARY ENGINEERING / MANAGED BY FDOT	DIH-STATE IN-HOUSE PRODUCT SUPPORT	\$13,000							\$13,000
PRELIMINARY ENGINEERING / MANAGED BY FDOT	DS-STATE PRIMARY HIGHWAYS & PTO	\$5,659							\$5,659
CONSTRUCTION / MANAGED BY FDOT	DDR-DISTRICT DEDICATED REVENUE			\$12,747,948					\$12,747,948
CONSTRUCTION / MANAGED BY FDOT	DIH-STATE IN-HOUSE PRODUCT SUPPORT			\$175,612					\$175,612
<b>Total</b>	<b>Item: 448040 1 Totals</b>	<b>\$790,024</b>		<b>\$12,923,560</b>					<b>\$13,713,584</b>
	<b>Project Totals</b>	<b>\$790,024</b>		<b>\$12,923,560</b>					<b>\$13,713,584</b>

**Table 25: Item 448040 1 Phase Totals by Fiscal Year (2023 – 2027)**

PHASE	<2023	2023	2024	2025	2026	2027	>2027	ALL YEARS
PRELIMINARY ENGINEERING	\$790,024							\$790,024
CONSTRUCTION			\$12,923,560					\$12,923,560
<b>Item: 448040 1 Phase Totals</b>	<b>\$790,024</b>		<b>\$12,923,560</b>					<b>\$13,713,584</b>

**Information for Item Number: 448500 1**

PROJECT DESCRIPTION: N DELTONA BLVD FR CR491/N LECANTO HWY TO W HOMEWAY LOOP \*NON-SIS\*  
 TYPE OF WORK: RESURFACING  
 EXTRA DESCRIPTION: 2 LANES  
 LRTP 2045 REFERENCE: GOAL 4, OBJECTIVE 1; GOAL 6, OBJECTIVE 1

COUNTY: CITRUS  
 DISTRICT: 07  
 PROJECT LENGTH: 0.379MI

**Table 26: Item 448500 1 Project Detail by Phase, Fund Code and Fiscal Year (2023 – 2027)**

PHASE / RESPONSIBLE AGENCY	FUND CODE	<2023	2023	2024	2025	2026	2027	>2027	ALL YEARS
CONSTRUCTION / MANAGED BY CITRUS COUNTY	GRSC-GROWTH MANAGEMENT FOR SCOP			\$147,207					\$147,207
CONSTRUCTION / MANAGED BY CITRUS COUNTY	LF-LOCAL FUNDS			\$161,815					\$161,815
CONSTRUCTION / MANAGED BY CITRUS COUNTY	SCOP-SMALL COUNTY OUTREACH PROGRAM			\$199,539					\$199,539
<b>Totals</b>	<b>Phase: CONSTRUCTION Totals</b>			<b>\$508,561</b>					<b>\$508,561</b>
	<b>Item: 448500 1 Totals</b>			<b>\$508,561</b>					<b>\$508,561</b>
	<b>Project Totals</b>			<b>\$508,561</b>					<b>\$508,561</b>

**Information for Item Number: 448501 1**

PROJECT DESCRIPTION: E TURNER CAMP RD FROM E MATTHEW MEADOW CT TO ROAD TERMINI \*NON-SIS\*  
 TYPE OF WORK: RESURFACING  
 EXTRA DESCRIPTION: 2 LANES  
 LRTP 2045 REFERENCE: GOAL 4, OBJECTIVE 1; GOAL 6, OBJECTIVE 1

COUNTY: CITRUS  
 DISTRICT: 07  
 PROJECT LENGTH: 1.684MI

**Table 27: Item 448501 1 Project Detail by Phase, Fund Code and Fiscal Year (2023 – 2027)**

PHASE / RESPONSIBLE AGENCY	FUND CODE:	<2023	2023	2024	2025	2026	2027	>2027	ALL YEARS
CONSTRUCTION / MANAGED BY CITRUS COUNTY	GRSC-GROWTH MANAGEMENT FOR SCOP				\$1,680,000				\$1,680,000
CONSTRUCTION / MANAGED BY CITRUS COUNTY	LF-LOCAL FUNDS				\$1,011,326				\$1,011,326
CONSTRUCTION / MANAGED BY CITRUS COUNTY	SCED-2012 SB1998-SMALL CO OUTREACH				\$486,148				\$486,148
CONSTRUCTION / MANAGED BY CITRUS COUNTY	SCOP-SMALL COUNTY OUTREACH PROGRAM				\$976				\$976
<b>Totals</b>	<b>Phase: CONSTRUCTION Totals</b>				<b>\$3,178,450</b>				<b>\$3,178,450</b>
	<b>Item: 448501 1 Totals</b>				<b>\$3,178,450</b>				<b>\$3,178,450</b>
	<b>Project Totals</b>				<b>\$3,178,450</b>				<b>\$3,178,450</b>

**Information for Item Number: 448502 1**

PROJECT DESCRIPTION: W MUSTANG BLVD FROM W MESA VERDE DR TO CR 491 \*NON-SIS\*  
 TYPE OF WORK: RESURFACING  
 EXTRA DESCRIPTION: 2 LANES  
 LRTP 2045 REFERENCE: GOAL 4, OBJECTIVE 1; GOAL 6, OBJECTIVE 1

COUNTY: CITRUS  
 DISTRICT: 07  
 PROJECT LENGTH: 0.643MI

**Table 28: Item 448502 1 Project Detail by Phase, Fund Code and Fiscal Year (2023 – 2027)**

PHASE / RESPONSIBLE AGENCY	FUND CODE:	<2023	2023	2024	2025	2026	2027	>2027	ALL YEARS
CONSTRUCTION / MANAGED BY CITRUS COUNTY	GRSC-GROWTH MANAGEMENT FOR SCOP					\$486,130			\$486,130
CONSTRUCTION / MANAGED BY CITRUS COUNTY	LF-LOCAL FUNDS					\$226,860			\$226,860
<b>Totals</b>	<b>Phase: CONSTRUCTION Totals</b>					<b>\$712,990</b>			<b>\$712,990</b>
	<b>Item: 448502 1 Totals</b>					<b>\$712,990</b>			<b>\$712,990</b>
	<b>Project Totals</b>					<b>\$712,990</b>			<b>\$712,990</b>

**Information for Item Number: 449062 1**

PROJECT DESCRIPTION: S APOPKA AVE FROM E ANNA JO DR TO US 41  
 TYPE OF WORK: RESURFACING  
 EXTRA DESCRIPTION: 2 LANES  
 LRTP 2045 REFERENCE: GOAL 4, OBJECTIVE 1; GOAL 6, OBJECTIVE 1

COUNTY: CITRUS  
 DISTRICT: 07  
 PROJECT LENGTH: 3.573MI

**Table 29: Item 449062 1 Project Detail by Phase, Fund Code and Fiscal Year (2023 – 2027)**

PHASE / RESPONSIBLE AGENCY	FUND CODE:	<2023	2023	2024	2025	2026	2027	>2027	ALL YEARS
CONSTRUCTION / RESPONSIBLE AGENCY NOT AVAILABLE	LF-LOCAL FUNDS					\$407,568			\$407,568
CONSTRUCTION / RESPONSIBLE AGENCY NOT AVAILABLE	SCED-2012 SB1998-SMALL CO OUTREACH					\$487,805			\$487,805
CONSTRUCTION / RESPONSIBLE AGENCY NOT AVAILABLE	SCOP-SMALL COUNTY OUTREACH PROGRAM					\$478,049			\$478,049
CONSTRUCTION / RESPONSIBLE AGENCY NOT AVAILABLE	SCWR-2015 SB2514A-SMALL CO OUTREACH					\$256,848			\$256,848
<b>Totals</b>	<b>Phase: CONSTRUCTION Totals</b>					<b>\$1,630,270</b>			<b>\$1,630,270</b>
	<b>Item: 449062 1 Totals</b>					<b>\$1,630,270</b>			<b>\$1,630,270</b>
	<b>Project Totals</b>					<b>\$1,630,270</b>			<b>\$1,630,270</b>



**Information for Item Number: 416732 4**

PROJECT DESCRIPTION: SR 50 FM WINDMERE RD/BRONSON BL TO E OF US 98/MCKETHAN RD \*SIS\*  
 TYPE OF WORK: ADD LANES & REHABILITATE PVMNT  
 EXTRA DESCRIPTION: 4 TO 6 LANES  
 LRTP 2045 REFERENCE: GOAL 1, OBJECTIVE 3; GOAL 2, OBJECTIVES 2-4; GOAL 3, OBJECTIVES 4, 8 & 9; GOAL 4, OBJECTIVE 1

COUNTY: HERNANDO  
 DISTRICT: 07  
 PROJECT LENGTH: 3.488MI

**Table 30: Item 416732 4 Project Detail by Phase, Fund Code and Fiscal Year (2023 – 2027)**

PHASE / RESPONSIBLE AGENCY	FUND CODE:	<2023	2023	2024	2025	2026	2027	>2027	ALL YEARS
PRELIMINARY ENGINEERING / MANAGED BY FDOT	DDR-DISTRICT DEDICATED REVENUE	\$1,136,147							\$1,136,147
PRELIMINARY ENGINEERING / MANAGED BY FDOT	DEM-ENVIRONMENTAL MITIGATION	\$105							\$105
PRELIMINARY ENGINEERING / MANAGED BY FDOT	DIH-STATE IN-HOUSE PRODUCT SUPPORT	\$21,325							\$21,325
PRELIMINARY ENGINEERING / MANAGED BY FDOT	DS-STATE PRIMARY HIGHWAYS & PTO	\$504,789							\$504,789
PRELIMINARY ENGINEERING / MANAGED BY FDOT	SA-STP, ANY AREA	\$2,860,404							\$2,860,404
PRELIMINARY ENGINEERING / MANAGED BY FDOT	SL-STP, AREAS <= 200K	\$751,255							\$751,255
RIGHT OF WAY / MANAGED BY FDOT	DDR-DISTRICT DEDICATED REVENUE	\$1,393,668							\$1,393,668
RIGHT OF WAY / MANAGED BY FDOT	DIH-STATE IN-HOUSE PRODUCT SUPPORT	\$173,113							\$173,113
RIGHT OF WAY / MANAGED BY FDOT	DS-STATE PRIMARY HIGHWAYS & PTO	\$871,826							\$871,826
RAILROAD & UTILITIES / MANAGED BY FDOT	LF-LOCAL FUNDS	\$4,776,698							\$4,776,698
CONSTRUCTION / MANAGED BY FDOT	ACNP-ADVANCE CONSTRUCTION NHPP	\$161,721							\$161,721
CONSTRUCTION / MANAGED BY FDOT	DDR-DISTRICT DEDICATED REVENUE	\$124,188							\$124,188
CONSTRUCTION / MANAGED BY FDOT	DI-ST. - S/W INTER/INTRASTATE HWY	\$183,720							\$183,720
CONSTRUCTION / MANAGED BY FDOT	DIH-STATE IN-HOUSE PRODUCT SUPPORT	\$2,335							\$2,335
CONSTRUCTION / MANAGED BY FDOT	DS-STATE PRIMARY HIGHWAYS & PTO	\$115,057							\$115,057
CONSTRUCTION / MANAGED BY FDOT	LF-LOCAL FUNDS	\$176,107							\$176,107
CONSTRUCTION / MANAGED BY FDOT	NHPP-IM, BRDG REPL, NATNL HWY-MAP21	\$35,721,084							\$35,721,084
CONTRACT INCENTIVES / MANAGED BY FDOT	ACNP-ADVANCE CONSTRUCTION NHPP		\$1,544,400						\$1,544,400
ENVIRONMENTAL / MANAGED BY FDOT	DDR-DISTRICT DEDICATED REVENUE	\$4,559							\$4,559
<b>Totals</b>	<b>Item: 416732 4 Totals</b>	<b>\$48,978,101</b>	<b>\$1,544,400</b>						<b>\$50,522,501</b>
	<b>Project Totals</b>	<b>\$48,978,101</b>	<b>\$1,544,400</b>						<b>\$50,522,501</b>

**Table 31: Item 416732 4 Phase Totals by Fiscal Year (2023 – 2027)**

PHASE	<2023	2023	2024	2025	2026	2027	>2027	ALL YEARS
PRELIMINARY ENGINEERING	\$5,274,025							\$5,274,025
RIGHT OF WAY	\$2,438,607							\$2,438,607
RAILROAD AND UTILITIES	\$4,776,698							\$4,776,698
CONSTRUCTION	\$36,484,212							\$36,484,212
CONTRACT INCENTIVES		\$1,544,400						\$1,544,400
ENVIRONMENTAL	\$4,559							\$4,559
<b>Item: 416732 4 Phase Totals</b>	<b>\$48,978,101</b>	<b>\$1,544,400</b>						<b>\$50,522,501</b>

**Information for Item Number: 416733 2**

PROJECT DESCRIPTION: SR 50/CORTEZ BLVD FROM COBB RD TO W OF BUCK HOPE RD \*SIS\* COUNTY: HERNANDO  
 TYPE OF WORK: ADD LANES & REHABILITATE PVMNT DISTRICT: 07  
 EXTRA DESCRIPTION: 4 TO 6 LANES PROJECT LENGTH: 1.238 MI  
 LRTP 2045 REFERENCE: GOAL 1, OBJECTIVE 3; GOAL 2, OBJECTIVES 2-4; GOAL 3, OBJECTIVES 4, 8&9; GOAL 4, OBJECTIVE 1

**Table 32: Item 416733 2 Project Detail by Phase, Fund Code and Fiscal Year (2023 – 2027)**

PHASE / RESPONSIBLE AGENCY	FUND CODE:	<2023	2023	2024	2025	2026	2027	>2027	ALL YEARS
PRELIMINARY ENGINEERING / MANAGED BY FDOT	DDR-DISTRICT DEDICATED REVENUE	\$52,112							\$52,112
PRELIMINARY ENGINEERING / MANAGED BY FDOT	DEM-ENVIRONMENTAL MITIGATION	\$835							\$835
PRELIMINARY ENGINEERING / MANAGED BY FDOT	DIH-STATE IN-HOUSE PRODUCT SUPPORT	\$127,111							\$127,111
PRELIMINARY ENGINEERING / MANAGED BY FDOT	DS-STATE PRIMARY HIGHWAYS & PTO	\$217,831							\$217,831
PRELIMINARY ENGINEERING / MANAGED BY FDOT	GMR-GROWTH MANAGEMENT FOR SIS	\$3,017,000							\$3,017,000
RIGHT OF WAY / MANAGED BY FDOT	DI-ST.-S/W INTER/INTRASTATE HWY	\$831,374							\$831,374
RIGHT OF WAY / MANAGED BY FDOT	DIH-STATE IN-HOUSE PRODUCT SUPPORT	\$21,451							\$21,451
RIGHT OF WAY / MANAGED BY FDOT	DS-STATE PRIMARY HIGHWAYS & PTO	\$4,397							\$4,397
RIGHT OF WAY / MANAGED BY FDOT	GMR-GROWTH MANAGEMENT FOR SIS	\$27,099							\$27,099
RAILROAD & UTILITIES/MANAGED BY FDOT	DS-STATE PRIMARY HIGHWAYS & PTO		\$25,408						\$25,408
CONSTRUCTION/MANAGED BY FDOT	DI-ST.-S/W INTER/INTRASTATE HWY		\$12,459,862						\$12,459,862
CONSTRUCTION / MANAGED BY FDOT	DIH-STATE IN-HOUSE PRODUCT SUPPORT		\$166,873						\$166,873
CONSTRUCTION / MANAGED BY FDOT	DS-STATE PRIMARY HIGHWAYS & PTO	\$22,790							\$22,790
ENVIRONMENTAL / MANAGED BY FDOT	DDR-DISTRICT DEDICATED REVENUE	\$14,029	\$50,000						\$64,029
<b>Totals</b>	<b>Item: 416735 1 Totals</b>	<b>\$4,336,029</b>	<b>\$12,702,143</b>						<b>\$17,038,172</b>
	<b>Project Totals</b>	<b>\$4,336,029</b>	<b>\$12,702,143</b>						<b>\$17,038,172</b>

**Table 33: Item 416733 2 Phase Totals by Fiscal Year (2023 – 2027)**

PHASE	<2023	2023	2024	2025	2026	2027	>2027	ALL YEARS
PRELIMINARY ENGINEERING	\$3,414,889							\$3,414,889
RIGHT OF WAY	\$884,321							\$884,321
CONSTRUCTION	\$22,790	\$12,626,735						\$12,649,525
ENVIRONMENTAL	\$14,209	\$50,000						\$50,000
<b>Item: 416733 2 Phase Totals</b>	<b>\$4,336,029</b>	<b>\$12,702,143</b>						<b>\$17,038,172</b>

**Information for Item Number: 416735 1**

PROJECT DESCRIPTION: SR 50/CORTEZ BLVD FROM W OF BUCK HOPE RD TO W OF JEFFERSON STREET \*SIS\* COUNTY: HERNANDO  
 TYPE OF WORK: ADD LANES & REHABILITATE PVMNT DISTRICT: 07  
 EXTRA DESCRIPTION: 4 TO 6 LANES PROJECT LENGTH: 2.557MI  
 LRTP 2045 REFERENCE: GOAL 1, OBJECTIVE 3; GOAL 2, OBJECTIVES 2-4; GOAL 3, OBJECTIVES 4, 8&9; GOAL 4, OBJECTIVE 1

**Table 34: Item 416735 1 Project Detail by Phase, Fund Code and Fiscal Year (2023 – 2027)**

PHASE / RESPONSIBLE AGENCY	FUND CODE:	<2023	2023	2024	2025	2026	2027	>2027	ALL YEARS
PRELIMINARY ENGINEERING / MANAGED BY FDOT	ACNP-ADVANCE CONSTRUCTION NHPP	\$380,470							\$380,470
PRELIMINARY ENGINEERING / MANAGED BY FDOT	ACSA-ADVANCE CONSTRUCTION (SA)	\$403,385							\$403,385
PRELIMINARY ENGINEERING / MANAGED BY FDOT	ACSL-ADVANCE CONSTRUCTION (SL)	\$27,902							\$27,902
PRELIMINARY ENGINEERING / MANAGED BY FDOT	DDR-DISTRICT DEDICATED REVENUE	\$92,457							\$92,457
PRELIMINARY ENGINEERING / MANAGED BY FDOT	DEM-ENVIRONMENTAL MITIGATION	\$931							\$931
PRELIMINARY ENGINEERING / MANAGED BY FDOT	DIH-STATE IN-HOUSE PRODUCT SUPPORT	\$121,186							\$121,186
PRELIMINARY ENGINEERING / MANAGED BY FDOT	DS-STATE PRIMARY HIGHWAYS & PTO	\$213,248							\$213,248
PRELIMINARY ENGINEERING / MANAGED BY FDOT	NHPP-IM, BRDG REPL, NATNL HWY-MAP21	\$1,660,298							\$1,660,298
PRELIMINARY ENGINEERING / MANAGED BY FDOT	SA-STP, ANY AREA	\$119,796							\$119,796
PRELIMINARY ENGINEERING / MANAGED BY FDOT	SL-STP, AREAS <= 200K	\$1,941,227							\$1,941,227
RIGHT OF WAY / MANAGED BY FDOT	DDR-DISTRICT DEDICATED REVENUE	\$285,200							\$285,200
RIGHT OF WAY / MANAGED BY FDOT	DIH-STATE IN-HOUSE PRODUCT SUPPORT	\$20,000							\$20,000
CONSTRUCTION / MANAGED BY FDOT	ACNP-ADVANCE CONSTRUCTION NHPP					\$41,323,243			\$41,323,243
CONSTRUCTION / MANAGED BY FDOT	DS-STATE PRIMARY HIGHWAYS & PTO	\$34,228							\$34,228
ENVIRONMENTAL / MANAGED BY FDOT	DDR-DISTRICT DEDICATED REVENUE	\$21,742	\$111,446						\$133,188
ENVIRONMENTAL / MANAGED BY FDOT	DS-STATE PRIMARY HIGHWAYS & PTO	\$14,187							\$14,187
<b>Totals</b>	<b>Item: 416735 1 Totals</b>	<b>\$5,336,257</b>	<b>\$111,446</b>			<b>\$41,323,243</b>			<b>\$46,770,946</b>
	<b>Project Totals</b>	<b>\$5,336,257</b>	<b>\$111,446</b>			<b>\$41,323,243</b>			<b>\$46,770,946</b>

**Table 35: Item 416735 1 Phase Totals by Fiscal Year (2023 – 2027)**

PHASE	<2023	2023	2024	2025	2026	2027	>2027	ALL YEARS
PRELIMINARY ENGINEERING	\$4,960,900							\$4,960,900
RIGHT OF WAY	\$305,200							\$305,200
CONSTRUCTION	\$34,228				\$41,323,243			\$41,357,471
ENVIRONMENTAL	\$35,929	\$111,446						\$147,375
<b>Item: 416735 1 Phase Totals</b>	<b>\$5,336,257</b>	<b>\$111,446</b>			<b>\$41,323,243</b>			<b>\$46,770,946</b>

**Information for Item Number: 436733 1**

PROJECT DESCRIPTION: US 98 /SR 700/PONCE DE LEON BLVD FROM N OF CR 491 TO N OF LANDFILL RD COUNTY: HERNANDO  
 TYPE OF WORK: RESURFACING DISTRICT: 07  
 EXTRA DESCRIPTION: 2 LANES PROJECT LENGTH: 2.382MI  
 LRTP 2045 REFERENCE: GOAL 4, OBJECTIVE 1; GOAL 6, OBJECTIVE 1

**Table 36: Item 436733 1 Project Detail by Phase, Fund Code and Fiscal Year (2023 – 2027)**

PHASE / RESPONSIBLE AGENCY	FUND CODE:	<2023	2023	2024	2025	2026	2027	>2027	ALL YEARS
PRELIMINARY ENGINEERING / MANAGED BY FDOT	DDR-DISTRICT DEDICATED REVENUE	\$116,706							\$116,706
PRELIMINARY ENGINEERING / MANAGED BY FDOT	DIH-STATE IN-HOUSE PRODUCT SUPPORT	\$11,000	\$100,000						\$111,000
PRELIMINARY ENGINEERING / MANAGED BY FDOT	DS-STATE PRIMARY HIGHWAYS & PTO	\$392							\$392
CONSTRUCTION / MANAGED BY FDOT	DDR-DISTRICT DEDICATED REVENUE				\$1,921,932				\$1,921,932
CONSTRUCTION / MANAGED BY FDOT	DIH-STATE IN-HOUSE PRODUCT SUPPORT				\$28,314				\$28,314
<b>Totals</b>	<b>Item: 436733 1 Totals</b>	<b>\$128,098</b>	<b>\$100,000</b>		<b>\$1,950,246</b>				<b>\$2,178,344</b>
	<b>Project Totals</b>	<b>\$128,098</b>	<b>\$100,000</b>		<b>\$1,950,246</b>				<b>\$2,178,344</b>

**Table 37: Item 436733 1 Phase Totals by Fiscal Year (2023 – 2027)**

PHASE	<2023	2023	2024	2025	2026	2027	>2027	ALL YEARS
PRELIMINARY ENGINEERING	\$128,098	\$100,000						\$228,098
CONSTRUCTION				\$1,950,246				\$1,950,246
<b>Item: 436733 1 Phase Totals</b>	<b>\$128,098</b>	<b>\$100,000</b>		<b>\$1,950,246</b>				<b>\$2,178,344</b>

**Information for Item Number: 437484 1**

PROJECT DESCRIPTION: W LANDOVER BLVD FROM NORTHCLIFFE BLVD TO ELGIN BLVD \*NON-SIS\*  
 TYPE OF WORK: SIDEWALK  
 EXTRA DESCRIPTION: DESIGN AND CONSTRUCT 5' SIDEWALK  
 LRTP 2045 REFERENCE: GOAL 1, OBJECTIVES 2 & 3, GOAL 3, OBJECTIVES 4 & 7

COUNTY: HERNANDO  
 DISTRICT: 07  
 PROJECT LENGTH: 1.233MI

**Table 38: Item 437484 1 Project Detail by Phase, Fund Code and Fiscal Year (2023 – 2027)**

PHASE / RESPONSIBLE AGENCY	FUND CODE:	<2023	2023	2024	2025	2026	2027	>2027	ALL YEARS
PRELIMINARY ENGINEERING / MANAGED BY HERNANDO COUNTY	TALT-TRANSPORTATION ALTS- ANY AREA	\$95,367							\$95,367
CONSTRUCTION / MANAGED BY HERNANDO COUNTY	TALL-TRANSPORTATION ALTS- <200K		\$341,176						\$341,176
CONSTRUCTION / MANAGED BY HERNANDO COUNTY	TALT-TRANSPORTATION ALTS- ANY AREA		\$359,042						\$359,042
<b>Totals</b>	<b>Item: 437484 1 Totals</b>	<b>\$95,367</b>	<b>\$700,218</b>						<b>\$795,585</b>
	<b>Project Totals</b>	<b>\$95,367</b>	<b>\$700,218</b>						<b>\$795,585</b>

**Table 39: Item 437484 1 Phase Totals by Fiscal Year (2023 – 2027)**

PHASE	<2023	2023	2024	2025	2026	2027	>2027	ALL YEARS
PRELIMINARY ENGINEERING	\$95,367							\$95,367
CONSTRUCTION		\$700,218						\$700,218
<b>Item: 437484 1 Phase Totals</b>	<b>\$95,367</b>	<b>\$700,218</b>						<b>\$795,585</b>

**Information for Item Number: 438651 1**

PROJECT DESCRIPTION: S LINDEN DRIVE SIDEWALK FROM COUNTY LINE RD TO SPRING HILL DR \*NON-SIS\*  
 TYPE OF WORK: SIDEWALK  
 EXTRA DESCRIPTION: CONSTRUCT SIDEWALK ON WEST SIDE OF S LINDEN  
 LRTP 2045 REFERENCE: GOAL 1, OBJECTIVES 2 & 3, GOAL 3, OBJECTIVES 4 & 7

COUNTY: HERNANDO  
 DISTRICT: 07  
 PROJECT LENGTH: 2.610MI

**Table 40: Item 438651 1 Project Detail by Phase, Fund Code and Fiscal Year (2023 – 2027)**

PHASE / RESPONSIBLE AGENCY	FUND CODE:	<2023	2023	2024	2025	2026	2027	>2027	ALL YEARS
PRELIMINARY ENGINEERING / MANAGED BY HERNANDO COUNTY	TALT-TRANSPORTATION ALTS- ANY AREA	\$93,610							\$93,610
CONSTRUCTION / MANAGED BY HERNANDO COUNTY	TALL-TRANSPORTATION ALTS- <200K			\$340,026					\$340,026
CONSTRUCTION / MANAGED BY HERNANDO COUNTY	TALT-TRANSPORTATION ALTS- ANY AREA			\$447,609					\$447,609
<b>Totals</b>	<b>Item: 438651 1 Totals</b>	<b>\$93,610</b>		<b>\$787,635</b>					<b>\$881,245</b>
	<b>Project Totals</b>	<b>\$93,610</b>		<b>\$787,635</b>					<b>\$881,245</b>

**Table 41: Item 438651 1 Phase Totals by Fiscal Year (2023 – 2027)**

PHASE	<2023	2023	2024	2025	2026	2027	>2027	ALL YEARS
PRELIMINARY ENGINEERING	\$93,610							\$93,610
CONSTRUCTION			\$787,635					\$787,635
<b>Item: 438651 1 Phase Totals</b>	<b>\$93,610</b>		<b>\$787,635</b>					<b>\$881,245</b>

**Information for Item Number: 441103 1**

PROJECT DESCRIPTION: FREEPORT DR FROM DELTONA BLVD TO NORTHCLIFFE BLVD \*NON-SIS\* COUNTY: HERNANDO  
 TYPE OF WORK: SIDEWALK DISTRICT: 07  
 EXTRA DESCRIPTION: CONSTRUCT 6' SIDEWALK, SAFE ROUTES TO SCHOOL PROJECT LENGTH: 1.550MI  
 LRTP 2045 REFERENCE: GOAL 1, OBJECTIVES 2 & 3; GOAL 3, OBJECTIVES 4 & 7

**Table 42: Item 441103 1 Project Detail by Phase, Fund Code and Fiscal Year (2023 – 2027)**

PHASE / RESPONSIBLE AGENCY	FUND CODE:	<2023	2023	2024	2025	2026	2027	>2027	ALL YEARS
PRELIMINARY ENGINEERING / MANAGED BY HERNANDO COUNTY	SR2T-SAFE ROUTES - TRANSFER	\$270,555							\$270,555
CONSTRUCTION / MANAGED BY HERNANDO COUNTY	SR2T-SAFE ROUTES - TRANSFER			\$552,251					\$552,251
<b>Totals</b>	<b>Item: 441103 1 Totals</b>	<b>\$270,555</b>		<b>\$552,251</b>					<b>\$822,806</b>
	<b>Project Totals</b>	<b>\$270,555</b>		<b>\$552,251</b>					<b>\$822,806</b>

**Information for Item Number: 441107 1**

PROJECT DESCRIPTION: EASTSIDE ELEMENTARY RALEY RD FROM US 98/SR 50/CORTEZ BLVD TO ROPER RD \*NON-SIS\* COUNTY: HERNANDO  
 TYPE OF WORK: SIDEWALK DISTRICT: 07  
 EXTRA DESCRIPTION: 5' SIDEWALK, SAFE ROUTES TO SCHOOL PROJECT LENGTH: 0.782MI  
 LRTP 2045 REFERENCE: GOAL 4, OBJECTIVE 1; GOAL 6, OBJECTIVE 1

**Table 43: Item 441107 1 Project Detail by Phase, Fund Code and Fiscal Year (2023 – 2027)**

PHASE / RESPONSIBLE AGENCY	FUND CODE:	<2023	2023	2024	2025	2026	2027	>2027	ALL YEARS
PRELIMINARY ENGINEERING / MANAGED BY HERNANDO COUNTY	SR2T-SAFE ROUTES - TRANSFER	\$239,996							\$239,996
CONSTRUCTION / MANAGED BY HERNANDO COUNTY	SR2T-SAFE ROUTES - TRANSFER			\$277,796					\$277,796
<b>Totals</b>	<b>Item: 441107 1 Totals</b>	<b>\$239,996</b>		<b>\$277,796</b>					<b>\$517,792</b>
	<b>Project Totals</b>	<b>\$239,996</b>		<b>\$277,796</b>					<b>\$517,792</b>

**Information for Item Number: 443805 1**

PROJECT DESCRIPTION: US 98/SR 50/SR 700 FROM MONDON HILL RD/SPRING LAKE HWY TO LOCKHART RD \*SIS\*  
 TYPE OF WORK: RESURFACING  
 EXTRA DESCRIPTION: 4 LANES  
 LRTP 2045 REFERENCE: GOAL 4, OBJECTIVE 1; GOAL 6, OBJECTIVE 1

COUNTY: HERNANDO  
 DISTRICT: 07  
 PROJECT LENGTH: 2.908MI

**Table 44: Item 443805 1 Project Detail by Phase, Fund Code and Fiscal Year (2023 – 2027)**

PHASE / RESPONSIBLE AGENCY	FUND CODE:	<2023	2023	2024	2025	2026	2027	>2027	ALL YEARS
PRELIMINARY ENGINEERING / MANAGED BY FDOT	DDR-DISTRICT DEDICATED REVENUE	\$33,874							\$33,874
PRELIMINARY ENGINEERING / MANAGED BY FDOT	DIH-STATE IN-HOUSE PRODUCT SUPPORT	\$7,000							\$7,000
PRELIMINARY ENGINEERING / MANAGED BY FDOT	DS-STATE PRIMARY HIGHWAYS & PTO	\$1,072,391							\$1,072,391
CONSTRUCTION / MANAGED BY FDOT	DDR-DISTRICT DEDICATED REVENUE			\$6,670,183					\$6,670,183
CONSTRUCTION / MANAGED BY FDOT	DIH-STATE IN-HOUSE PRODUCT SUPPORT			\$93,084					\$93,084
<b>Totals</b>	<b>Item: 443805 1 Totals</b>	<b>\$1,113,265</b>		<b>\$6,763,267</b>					<b>\$7,876,532</b>
	<b>Project Totals</b>	<b>\$1,113,265</b>		<b>\$6,763,267</b>					<b>\$7,876,532</b>

**Table 45: Item 443805 1 Phase Totals by Fiscal Year (2023 – 2027)**

PHASE	<2023	2023	2024	2025	2026	2027	>2027	ALL YEARS
PRELIMINARY ENGINEERING	\$1,113,265							\$1,113,265
CONSTRUCTION			\$6,763,267					\$6,763,267
<b>Item: 443805 1 Phase Totals</b>	<b>\$1,113,265</b>		<b>\$6,763,267</b>					<b>\$7,876,532</b>

**Information for Item Number: 447237 1**

PROJECT DESCRIPTION: US 98/SR 50/SR 700 AT MONDON HILL RD \*SIS\*  
 TYPE OF WORK: RIGID PAVEMENT RECONSTRUCTION  
 EXTRA DESCRIPTION: 2 LANES  
 LRTP 2045 REFERENCE: GOAL 1, OBJECTIVE 3; GOAL 6, OBJECTIVE 1

COUNTY: HERNANDO  
 DISTRICT: 07  
 PROJECT LENGTH: 0.265MI

**Table 46: Item 447237 1 Project Detail by Phase, Fund Code and Fiscal Year (2023 – 2027)**

PHASE / RESPONSIBLE AGENCY	FUND CODE:	<2023	2023	2024	2025	2026	2027	>2027	ALL YEARS
PRELIMINARY ENGINEERING / MANAGED BY FDOT	DDR-DISTRICT DEDICATED REVENUE			\$53,640					\$53,640
PRELIMINARY ENGINEERING / MANAGED BY FDOT	DIH-STATE IN-HOUSE PRODUCT SUPPORT			\$1,000					\$1,000
PRELIMINARY ENGINEERING / MANAGED BY FDOT	SL-STP, AREAS <= 200K			\$580,222					\$580,222
CONSTRUCTION / MANAGED BY FDOT	ACNP-ADVANCE CONSTRUCTION NHPP					\$2,220,559			\$2,220,559
CONSTRUCTION / MANAGED BY FDOT	DDR-DISTRICT DEDICATED REVENUE					\$1,642,937			\$1,642,937
CONSTRUCTION / MANAGED BY FDOT	DIH-STATE IN-HOUSE PRODUCT SUPPORT					\$56,846			\$56,846
<b>Totals</b>	<b>Item: 447237 1 Totals</b>			<b>\$634,862</b>		<b>\$3,920,342</b>			<b>\$4,555,204</b>
	<b>Project Totals</b>			<b>\$634,862</b>		<b>\$3,920,342</b>			<b>\$4,555,204</b>

**Table 47: Item 447237 1 Phase Totals by Fiscal Year (2023 – 2027)**

PHASE	<2023	2023	2024	2025	2026	2027	>2027	ALL YEARS
PRELIMINARY ENGINEERING			\$634,862					\$634,862
CONSTRUCTION					\$3,920,342			\$3,920,342
<b>Item: 447237 1 Phase Totals</b>			<b>\$634,862</b>		<b>\$3,920,342</b>			<b>\$4,555,204</b>



**Information for Item Number: 447948 1**

PROJECT DESCRIPTION: US 98/SR 50/SR700 FROM MONDON HILL RD TO S OF JASMINE DR \*SIS\*  
 TYPE OF WORK: RESURFACING  
 EXTRA DESCRIPTION: 4 LANES  
 LRTP 2045 REFERENCE: GOAL 4, OBJECTIVE 1; GOAL 6, OBJECTIVE 1

COUNTY: HERNANDO  
 DISTRICT: 07  
 PROJECT LENGTH: 4.011MI

**Table 48: Item 447948 1 Project Detail by Phase, Fund Code and Fiscal Year (2023 – 2027)**

PHASE / RESPONSIBLE AGENCY	FUND CODE:	<2023	2023	2024	2025	2026	2027	>2027	ALL YEARS
PRELIMINARY ENGINEERING / MANAGED BY FDOT	SA-STP, ANY AREA		\$1,187,071						\$1,187,071
CONSTRUCTION / MANAGED BY FDOT	ACNR-AC NAT HWY PERFORM RESURFACING				\$6,366,928				\$6,366,928
CONSTRUCTION / MANAGED BY FDOT	DIH-STATE IN-HOUSE PRODUCT SUPPORT				\$95,504				\$95,504
CONSTRUCTION / MANAGED BY FDOT	SA-STP, ANY AREA				\$795,866				\$795,866
<b>Total</b>	<b>Item: 447948 1 Totals</b>		<b>\$1,187,071</b>		<b>\$7,258,298</b>				<b>\$8,445,369</b>
	<b>Project Totals</b>		<b>\$1,187,071</b>		<b>\$7,258,298</b>				<b>\$8,445,369</b>

**Table 49: Item 447237 1 Phase Totals by Fiscal Year (2023 – 2027)**

PHASE	<2023	2023	2024	2025	2026	2027	>2027	ALL YEARS
PRELIMINARY ENGINEERING		\$1,187,071						\$1,187,071
CONSTRUCTION				\$7,258,298				\$7,258,298
<b>Item: 447948 1 Phase Totals</b>		<b>\$1,187,071</b>		<b>\$7,258,298</b>				<b>\$8,445,369</b>

**Information for Item Number: 448504 1**

PROJECT DESCRIPTION: FACULTY/KEDRONE/TOMBSTONE/UMBRELLA ROCK FR SHASTA ST TO WICKSHIRE ST \*NON-SIS\*  
 TYPE OF WORK: RESURFACING  
 EXTRA DESCRIPTION: 2 LANES  
 LRTP 2045 REFERENCE: GOAL 4, OBJECTIVE 1; GOAL 6, OBJECTIVE 1

COUNTY: HERNANDO  
 DISTRICT: 07  
 PROJECT LENGTH: 1.085MI

**Table 50: Item 448504 1 Project Detail by Phase, Fund Code and Fiscal Year (2023 – 2027)**

PHASE / RESPONSIBLE AGENCY	FUND CODE:	<2023	2023	2024	2025	2026	2027	>2027	ALL YEARS
CONSTRUCTION / RESPONSIBLE AGENCY NOT AVAILABLE	GRSC-GROWTH MANAGEMENT FOR SCOP		\$531,568						\$531,568
CONSTRUCTION / RESPONSIBLE AGENCY NOT AVAILABLE	LF-LOCAL FUNDS		\$177,190						\$177,190
<b>Totals</b>	<b>Phase: CONSTRUCTION Totals</b>		<b>\$708,758</b>						<b>\$708,758</b>
	<b>Item: 448504 1 Totals</b>		<b>\$708,758</b>						<b>\$708,758</b>
	<b>Project Totals</b>		<b>\$708,758</b>						<b>\$708,758</b>

**Information for Item Number: 449053 1**

PROJECT DESCRIPTION: HAYMAN RD FROM TWISTER LN TO DEEPWELL DR  
 TYPE OF WORK: WIDEN/RESURFACE EXIST LANES  
 EXTRA DESCRIPTION: WIDEN FROM 18' TO 22' AT THE 90 DEGREE CURVES  
 LRTP 2045 REFERENCE: GOAL 4, OBJECTIVE 1; GOAL 6, OBJECTIVE 1

COUNTY: HERNANDO  
 DISTRICT: 07  
 PROJECT LENGTH: 2.596MI

**Table 51: Item 449053 1 Project Detail by Phase, Fund Code and Fiscal Year (2023 – 2027)**

PHASE / RESPONSIBLE AGENCY	FUND CODE:	<2023	2023	2024	2025	2026	2027	>2027	ALL YEARS
PRELIMINARY ENGINEERING / RESPONSIBLE AGENCY NOT AVAILABLE	LF-LOCAL FUNDS		\$18,000						\$18,000
CONSTRUCTION / RESPONSIBLE AGENCY NOT AVAILABLE	LF-LOCAL FUNDS			\$103,250					\$103,250
CONSTRUCTION / RESPONSIBLE AGENCY NOT AVAILABLE	SCED-2012 SB1998-SMALL CO OUTREACH			\$363,750					\$363,750
<b>Totals</b>	<b>Item: 449053 1 Totals</b>		<b>\$18,000</b>	<b>\$467,000</b>					<b>\$485,000</b>
	<b>Project Totals</b>		<b>\$18,000</b>	<b>\$467,000</b>					<b>\$485,000</b>

**Information for Item Number: 449059 1**

PROJECT DESCRIPTION: CR 581/EMERSON RD FROM POWELL RD TO SR 50/CORTEZ BLVD  
 TYPE OF WORK: RESURFACING  
 EXTRA DESCRIPTION: RESURFACING AND SHOULDER IMPROVEMENTS  
 LRTP 2045 REFERENCE: GOAL 4, OBJECTIVE 1; GOAL 6, OBJECTIVE 1

COUNTY: HERNANDO  
 DISTRICT: 07  
 PROJECT LENGTH: 2.903MI

**Table 52: Item 449059 1 Project Detail by Phase, Fund Code and Fiscal Year (2023 – 2027)**

PHASE / RESPONSIBLE AGENCY	FUND CODE:	<2023	2023	2024	2025	2026	2027	>2027	ALL YEARS
PRELIMINARY ENGINEERING / RESPONSIBLE AGENCY NOT AVAILABLE	LF-LOCAL FUNDS				\$100,000				\$100,000
CONSTRUCTION / RESPONSIBLE AGENCY NOT AVAILABLE	GRSC-GROWTH MANAGEMENT FOR SCOP					\$1,050,000			\$1,050,000
CONSTRUCTION / RESPONSIBLE AGENCY NOT AVAILABLE	LF-LOCAL FUNDS					\$250,000			\$250,000
<b>Total</b>	<b>Item: 449059 1 Totals</b>				<b>\$100,000</b>	<b>\$1,300,000</b>			<b>\$1,400,000</b>
	<b>Project Totals</b>				<b>\$100,000</b>	<b>\$1,300,000</b>			<b>\$1,400,000</b>

**Table 53: Item 449059 1 Phase Totals by Fiscal Year (2023 – 2027)**

PHASE	<2023	2023	2024	2025	2026	2027	>2027	ALL YEARS
PRELIMINARY ENGINEERING				\$100,000				\$100,000
CONSTRUCTION					\$1,300,000			\$1,300,000
<b>Item: 449059 1 Phase Totals</b>				<b>\$100,000</b>	<b>\$1,300,000</b>			<b>\$1,400,000</b>

## Turnpike

### Information for Item Number: 442764 1

PROJECT DESCRIPTION: SUNCOAST II (SR589) - SR 44 TO CR 486 \*SIS\*  
 TYPE OF WORK: NEW ROAD CONSTRUCTION  
 LRTP 2045 REFERENCE: GOAL 2, OBJECTIVE 4; GOAL 3, OBJECTIVES 4, 7 & 9; GOAL 5, OBJECTIVE 4

COUNTY: CITRUS  
 DISTRICT: 07  
 PROJECT LENGTH: 3.000MI

**Table 54: Item 442764 1 Project Detail by Phase, Fund Code and Fiscal Year (2023 – 2027)**

PHASE / RESPONSIBLE AGENCY	FUND CODE:	<2023	2023	2024	2025	2026	2027	>2027	ALL YEARS
PRELIMINARY ENGINEERING / MANAGED BY FDOT	PKED-2012 SB1998-TURNPIKE FEEDER RD	\$7,862,815							\$7,862,815
PRELIMINARY ENGINEERING / MANAGED BY FDOT	PKYI-TURNPIKE IMPROVEMENT	\$1,882,585							\$1,882,585
RIGHT OF WAY / MANAGED BY FDOT	PKED-2012 SB1998-TURNPIKE FEEDER RD	\$4,298,310	\$1,660,285						\$5,958,595
RIGHT OF WAY / MANAGED BY FDOT	PKYI-TURNPIKE IMPROVEMENT	\$10,681,465	\$170,247						\$10,851,712
RAILROAD & UTILITIES / MANAGED BY FDOT	PKYI-TURNPIKE IMPROVEMENT	\$6,395,000							\$6,395,000
CONSTRUCTION / MANAGED BY FDOT	PKBD-TURNPIKE MASTER BOND FUND		\$48,297,881						\$48,297,881
CONSTRUCTION / MANAGED BY FDOT	PKED-2012 SB1998-TURNPIKE FEEDER RD		\$14,551,058						\$14,551,058
CONSTRUCTION / MANAGED BY FDOT	PKYI-TURNPIKE IMPROVEMENT	\$111,939	\$30,011,914	\$2,120,000					\$32,243,853
ENVIRONMENTAL / MANAGED BY FDOT	PKYI-TURNPIKE IMPROVEMENT	\$781,000							\$781,000
<b>Total</b>	<b>Item: 442764 1 Totals</b>	<b>\$32,013,114</b>	<b>\$94,691,385</b>	<b>\$2,120,000</b>					<b>\$128,824,499</b>

**Table 55: Item 449059 1 Phase Totals by Fiscal Year (2023 – 2027)**

PHASE:	<2023	2023	2024	2025	2026	2027	>2027	ALL YEARS
PRELIMINARY ENGINEERING	\$9,745,400							\$9,745,400
RIGHT OF WAY	\$14,979,775	\$1,830,532						\$16,810,307
RAILROAD & UTILITIES	\$6,395,000							\$6,395,000
ENVIRONMENTAL	\$781,000							\$781,000
CONSTRUCTION	\$111,939	\$92,860,853	\$2,120,000					\$95,092,792
<b>Item: 442764 1 Phase Totals</b>	<b>\$32,013,114</b>	<b>\$94,691,385</b>	<b>\$2,120,000</b>	<b>\$0</b>	<b>\$0</b>	<b>\$0</b>	<b>\$0</b>	<b>\$128,824,499</b>

**Information for Item Number: 442764 2**

PROJECT DESCRIPTION: SUNCOAST II (SR589) - CR 486 TO CR 495 \*SIS\*  
 TYPE OF WORK: NEW ROAD CONSTRUCTION  
 LRTP 2045 REFERENCE: GOAL 2, OBJECTIVE 4; GOAL 3, OBJECTIVES 4, 7 & 9; GOAL 5, OBJECTIVE 4

COUNTY: CITRUS  
 DISTRICT: 07  
 PROJECT LENGTH: 5.515MI

**Table 56: Item 442764 1 Project Detail by Phase, Fund Code and Fiscal Year (2023 – 2027)**

PHASE / RESPONSIBLE AGENCY	FUND CODE:	<2023	2023	2024	2025	2026	2027	>2027	ALL YEARS
PRELIMINARY ENGINEERING / MANAGED BY FDOT	PKED-2012 SB1998-TURNPIKE FEEDER RD	\$9,839,081							\$9,839,081
PRELIMINARY ENGINEERING / MANAGED BY FDOT	PKYI-TURNPIKE IMPROVEMENT	\$50,398							\$50,398
RIGHT OF WAY / MANAGED BY FDOT	PKYI-TURNPIKE IMPROVEMENT			\$11,900,000	\$11,750,000	\$7,645,827			\$31,295,827
CONSTRUCTION / MANAGED BY FDOT	PKBD-TURNPIKE MASTER BOND FUND					\$85,264,026			\$85,264,026
CONSTRUCTION / MANAGED BY FDOT	PKYI-TURNPIKE IMPROVEMENT	\$21,983				\$109,862,699		\$1,191	\$109,885,873
<b>Total</b>	<b>Item: 442764 2 Totals</b>	<b>\$9,911,462</b>		<b>\$11,900,000</b>	<b>\$11,750,000</b>	<b>\$202,772,552</b>		<b>\$1,191</b>	<b>\$236,335,205</b>

**Table 57: Item 442764 1 Phase Totals by Fiscal Year (2023 – 2027)**

PHASE	<2023	2023	2024	2025	2026	2027	>2027	ALL YEARS
PRELIMINARY ENGINEERING Totals	\$9,889,479							\$9,889,479
RIGHT OF WAY			\$11,900,000	\$11,750,000	\$7,645,827			\$31,295,827
CONSTRUCTION Totals	\$21,983				\$195,126,725		\$1,191	\$195,149,899
<b>Item: 442764 2 Phase Totals</b>	<b>\$9,911,462</b>		<b>\$11,900,000</b>	<b>\$11,750,000</b>	<b>\$202,772,552</b>		<b>\$1,191</b>	<b>\$236,335,205</b>

**Information for Item Number: 442764 3**

PROJECT DESCRIPTION: SUNCOAST II (SR589) - CR 495 TO US 19 \*SIS\*  
 TYPE OF WORK: NEW ROAD CONSTRUCTION  
 LRTP 2045 REFERENCE: GOAL 2, OBJECTIVE 4; GOAL 3, OBJECTIVES 4, 7 & 9; GOAL 5, OBJECTIVE 4

COUNTY: CITRUS  
 DISTRICT: 07  
 PROJECT LENGTH: 4.496MI

**Table 58: Item 442764 3 Project Detail by Phase, Fund Code and Fiscal Year (2023 – 2027)**

PHASE / RESPONSIBLE AGENCY	FUND CODE:	<2023	2023	2024	2025	2026	2027	>2027	ALL YEARS
PRELIMINARY ENGINEERING / MANAGED BY FDOT	PKED-2012 SB1998-TURNPIKE FEEDER RD	\$486,327							\$486,327
PRELIMINARY ENGINEERING / MANAGED BY FDOT	PKYI-TURNPIKE IMPROVEMENT	\$30,297							\$30,297
RIGHT OF WAY / MANAGED BY FDOT	PKYI-TURNPIKE IMPROVEMENT				\$11,800,000	\$11,628,000	\$11,004,588		\$34,432,588
CONSTRUCTION / MANAGED BY FDOT	PKYI-TURNPIKE IMPROVEMENT	\$3,228							\$3,228
<b>Totals</b>	<b>Item: 442764 3 Totals</b>	<b>\$519,852</b>			<b>\$11,800,000</b>	<b>\$11,628,000</b>	<b>\$11,004,588</b>		<b>\$34,952,440</b>
	<b>Project Totals</b>	<b>\$42,444,428</b>	<b>\$94,691,385</b>	<b>\$14,020,000</b>	<b>\$23,550,000</b>	<b>\$214,400,552</b>	<b>\$11,004,588</b>	<b>\$1,191</b>	<b>\$400,112,144</b>

**Table 59: Item 442764 3 Phase Totals by Fiscal Year (2023 – 2027)**

PHASE	<2023	2023	2024	2025	2026	2027	>2027	ALL YEARS
PRELIMINARY ENGINEERING	\$516,624							\$516,624
RIGHT OF WAY				\$11,800,000	\$11,628,000	\$11,004,588		\$34,432,588
CONSTRUCTION	\$3,228							\$3,228
<b>Item: 442764 3 Phase Totals</b>	<b>\$519,852</b>			<b>\$11,800,000</b>	<b>\$11,628,000</b>	<b>\$11,004,588</b>		<b>\$34,952,440</b>
<b>Project Totals</b>	<b>\$42,444,428</b>	<b>\$94,691,385</b>	<b>\$14,020,000</b>	<b>\$23,550,000</b>	<b>\$214,400,552</b>	<b>\$11,004,588</b>	<b>\$1,191</b>	<b>\$400,112,144</b>

**Information for Item Number: 447010 1**

PROJECT DESCRIPTION: ETNA TURPENTINE STILL EXHIBIT AND HISTORIC MARKER \*SIS\*  
 TYPE OF WORK: MISCELLANEOUS CONSTRUCTION  
 LRTP 2045 REFERENCE: GOAL 2, OBJECTIVE 4; GOAL 3, OBJECTIVES 4, 7 & 9; GOAL 5, OBJECTIVE 4

COUNTY: CITRUS  
 DISTRICT: 07  
 PROJECT LENGTH: 1.000MI

**Table 60: Item 447010 1 Project Detail by Phase, Fund Code and Fiscal Year (2023 – 2027)**

PHASE / RESPONSIBLE AGENCY	FUND CODE:	<2023	2023	2024	2025	2026	2027	>2027	ALL YEARS
PD&E / MANAGED BY FDOT	PKYI-TURNPIKE IMPROVEMENT	\$23,922							\$23,922
PRELIMINARY ENGINEERING / MANAGED BY FDOT	PKYI-TURNPIKE IMPROVEMENT	\$621,027							\$621,027
CONSTRUCTION / MANAGED BY FDOT	PKYI-TURNPIKE IMPROVEMENT	\$9,319	\$1,125,000						\$1,134,319
<b>Totals</b>	<b>Item: 447010 1 Totals</b>	<b>\$654,268</b>	<b>\$1,125,000</b>						<b>\$1,779,268</b>
	<b>Project Totals</b>	<b>\$654,268</b>	<b>\$1,125,000</b>						<b>\$1,779,268</b>

## Transportation

### Information for Item Number: 438747 5

PROJECT DESCRIPTION: CITRUS PLANNING MODEL STUDIES \*NON-SIS\*  
 TYPE OF WORK: PLANNING MODELS/DATA UPDATE  
 EXTRA DESCRIPTION: CONDUCT SURVEYS TO UPDATE PLANNING MODELS/DATA  
 LRTP 2045 REFERENCE: GOALS 1-6 (INCLUDING OBJECTIVES)

COUNTY: CITRUS  
 DISTRICT: 07  
 PROJECT LENGTH: 0.000

**Table 61: Item 438747 5 Project Detail by Phase, Fund Code and Fiscal Year (2023 – 2027)**

PHASE / RESPONSIBLE AGENCY	FUND CODE:	<2023	2023	2024	2025	2026	2027	>2027	ALL YEARS
PLANNING / MANAGED BY FDOT	ACSN-ADVANCE CONSTRUCTION (SN)	12,500							12,500
PLANNING / MANAGED BY FDOT	D-UNRESTRICTED STATE PRIMARY	75,000	12,500	12,500	12,500	12,500	12,500		137,500
PLANNING / MANAGED BY FDOT	SN-STP, MANDATORY NON-URBAN <= 5K	62,500	12,500	12,500	12,500	12,500			112,500
<b>Total</b>	<b>Phase: PLANNING Totals</b>	<b>150,000</b>	<b>25,000</b>	<b>25,000</b>	<b>25,000</b>	<b>25,000</b>	<b>12,500</b>		<b>262,500</b>
	<b>Item: 438747 5 Totals</b>	<b>150,000</b>	<b>25,000</b>	<b>25,000</b>	<b>25,000</b>	<b>25,000</b>	<b>12,500</b>		<b>262,500</b>

### Information for Item Number: 438747 4

PROJECT DESCRIPTION: HERNANDO PLANNING MODEL STUDIES \*NON-SIS\*  
 TYPE OF WORK: PLANNING MODELS/DATA UPDATE  
 EXTRA DESCRIPTION: CONDUCT SURVEYS TO UPDATE PLANNING MODELS/DATA  
 LRTP 2045 REFERENCE: GOALS 1-6 (INCLUDING OBJECTIVES)

COUNTY: HERNANDO  
 DISTRICT: 07  
 PROJECT LENGTH: 0.000

**Table 62: Item 438747 4 Project Detail by Phase, Fund Code and Fiscal Year (2023 – 2027)**

Phase / Responsible Agency	Fund Code:	<2023	2023	2024	2025	2026	2027	>2027	All Years
PLANNING / MANAGED BY FDOT	ACSL-ADVANCE CONSTRUCTION (SL)	\$1,000							\$1,000
PLANNING / MANAGED BY FDOT	D-UNRESTRICTED STATE PRIMARY	\$75,000	\$12,500	\$12,500	\$12,500	\$12,500	\$12,500		\$137,500
PLANNING / MANAGED BY FDOT	SL-STP, AREAS <= 200K	\$74,000	\$12,500	\$12,500					\$99,000
<b>Totals</b>	<b>Phase: PLANNING Totals</b>	<b>\$150,000</b>	<b>\$25,000</b>	<b>\$25,000</b>	<b>\$12,500</b>	<b>\$12,500</b>	<b>\$12,500</b>	<b>\$0</b>	<b>\$237,500</b>
	<b>Item: 438747 4 Totals</b>	<b>\$150,000</b>	<b>\$25,000</b>	<b>\$25,000</b>	<b>\$12,500</b>	<b>\$12,500</b>	<b>\$12,500</b>		<b>\$237,500</b>
	<b>Project Totals</b>	<b>\$150,000</b>	<b>\$25,000</b>	<b>\$25,000</b>	<b>\$12,500</b>	<b>\$12,500</b>	<b>\$12,500</b>		<b>\$237,500</b>



**Information for Item Number: 439335 4**

PROJECT DESCRIPTION: HERNANDO/CITRUS FY 2022/2023-2023/2024 UPWP \*NON-SIS\*  
 TYPE OF WORK: TRANSPORTATION PLANNING  
 LRTP 2045 REFERENCE: GOALS 1-6

COUNTY: HERNANDO  
 DISTRICT: 07  
 PROJECT LENGTH: 0.000

**Table 63: Item 439335 4 Project Detail by Phase, Fund Code and Fiscal Year (2023 – 2027)**

PHASE / RESPONSIBLE AGENCY	FUND CODE:	<2023	2023	2024	2025	2026	2027	>2027	ALL YEARS
PLANNING / RESPONSIBLE AGENCY NOT AVAILABLE	PL-METRO PLAN (85% FA; 15% OTHER)		\$1,124,716	\$684,220					\$1,808,936
<b>Totals</b>	<b>Item: 439335 4 Totals</b>		<b>\$1,124,716</b>	<b>\$684,220</b>					<b>\$1,808,936</b>

**Information for Item Number: 439335 5**

PROJECT DESCRIPTION: HERNANDO/CITRUS FY 2024/2025-2025/2026 UPWP \*NON-SIS\*  
 TYPE OF WORK: TRANSPORTATION PLANNING  
 LRTP 2045 REFERENCE: GOALS 1-6

COUNTY: HERNANDO  
 DISTRICT: 07  
 PROJECT LENGTH: 0.000

**Table 64: Item 439335 5 Project Detail by Phase, Fund Code and Fiscal Year (2023 – 2027)**

PHASE / RESPONSIBLE AGENCY	FUND CODE:	<2023	2023	2024	2025	2026	2027	>2027	ALL YEARS
PLANNING / RESPONSIBLE AGENCY NOT AVAILABLE	PL-METRO PLAN (85% FA; 15% OTHER)				\$691,288	\$698,497			\$1,389,785
<b>Totals</b>	<b>Item: 439335 5 Totals</b>				<b>\$691,288</b>	<b>\$698,497</b>	<b>\$0</b>	<b>\$0</b>	<b>\$1,389,785</b>

**Information for Item Number: 439335 6**

PROJECT DESCRIPTION: HERNANDO/CITRUS FY 2026/2027-2027/2028 UPWP \*NON-SIS\*  
 TYPE OF WORK: TRANSPORTATION PLANNING  
 LRTP 2045 REFERENCE: GOALS 1-6

COUNTY: HERNANDO  
 DISTRICT: 07  
 PROJECT LENGTH: 0.000

**Table 65: Item 439335 6 Project Detail by Phase, Fund Code and Fiscal Year (2023 – 2027)**

PHASE / RESPONSIBLE AGENCY	FUND CODE:	<2023	2023	2024	2025	2026	2027	>2027	ALL YEARS
PLANNING / RESPONSIBLE AGENCY NOT AVAILABLE	PL-METRO PLAN (85% FA; 15% OTHER)						\$698,497		\$698,497
<b>Totals</b>	<b>Item: 439335 6 Totals</b>						<b>\$698,497</b>		<b>\$698,497</b>
	<b>Project Totals</b>		<b>\$740,976</b>	<b>\$684,220</b>	<b>\$691,288</b>	<b>\$698,497</b>	<b>\$698,497</b>		<b>\$2,814,981</b>

Maintenance

Information for Item Number: 259756 1

PROJECT DESCRIPTION: CITRUS CO (02) COUNTY: CITRUS  
 TYPE OF WORK: ROUTINE MAINTENANCE \*NON-SIS\* DISTRICT: 07  
 LRTP 2045 REFERENCE: GOAL 4, OBJECTIVE 1; GOAL 6, OBJECTIVE 1 PROJECT LENGTH: 0.000

Table 66: Item 259756 1 Project Detail by Phase, Fund Code and Fiscal Year (2023 – 2027)

PHASE / RESPONSIBLE AGENCY	FUND CODE:	<2023	2023	2024	2025	2026	2027	>2027	ALL YEARS
BRDG/RDWY/CONTRACT MAINT / MANAGED BY FDOT	D-UNRESTRICTED STATE PRIMARY	\$3,687,611	\$70,000	\$70,000	\$70,000	\$70,000	\$70,000		\$4,037,611
<b>Totals</b>	<b>Item: 259756 1 Totals</b>	<b>\$3,687,611</b>	<b>\$70,000</b>	<b>\$70,000</b>	<b>\$70,000</b>	<b>\$70,000</b>	<b>\$70,000</b>	<b>\$0</b>	<b>\$4,037,611</b>
	<b>Project Totals</b>	<b>\$3,687,611</b>	<b>\$70,000</b>	<b>\$70,000</b>	<b>\$70,000</b>	<b>\$70,000</b>	<b>\$70,000</b>	<b>\$0</b>	<b>\$4,037,611</b>

Information for Item Number: 405298 1

PROJECT DESCRIPTION: CITRUS CO (02) ASSET MANAGEMENT CONTRACT \*NON-SIS\* COUNTY: CITRUS  
 TYPE OF WORK: ROUTINE MAINTENANCE PROJECT LENGTH: 0.000  
 LRTP 2045 REFERENCE: GOAL 4, OBJECTIVE 1; GOAL 6, OBJECTIVE 1 DISTRICT: 07

Table 67: Item 405298 1 Project Detail by Phase, Fund Code and Fiscal Year (2023 – 2027)

PHASE / RESPONSIBLE AGENCY	FUND CODE:	<2023	2023	2024	2025	2026	2027	>2027	ALL YEARS
BRDG/RDWY/CONTRACT MAINT / MANAGED BY FDOT	D-UNRESTRICTED STATE PRIMARY	\$17,338,443	\$1,348,656	\$1,348,656	\$1,348,656	\$1,348,656	\$1,348,656		\$24,081,723
<b>Total</b>	<b>Item: 405298 1 Totals</b>	<b>\$17,338,443</b>	<b>\$1,348,656</b>	<b>\$1,348,656</b>	<b>\$1,348,656</b>	<b>\$1,348,656</b>	<b>\$1,348,656</b>		<b>\$24,081,723</b>
	<b>Project Totals</b>	<b>\$17,338,443</b>	<b>\$1,348,656</b>	<b>\$1,348,656</b>	<b>\$1,348,656</b>	<b>\$1,348,656</b>	<b>\$1,348,656</b>		<b>\$24,081,723</b>

**Information for Item Number: 400490 1**

PROJECT DESCRIPTION: HERNANDO CO (08) \*NON-SIS\*  
 TYPE OF WORK: ROUTINE MAINTENANCE  
 LRTP 2045 REFERENCE: GOAL 4, OBJECTIVE 1; GOAL 6, OBJECTIVE 1

COUNTY: HERNANDO  
 DISTRICT: 07  
 PROJECT LENGTH: 0.000

**Table 68: Item 400490 1 Project Detail by Phase, Fund Code and Fiscal Year (2023 – 2027)**

PHASE / RESPONSIBLE AGENCY	FUND CODE:	<2023	2023	2024	2025	2026	2027	>2027	ALL YEARS
BRDG/RDWY/CONTRACT MAINT / MANAGED BY FDOT	D-UNRESTRICTED STATE PRIMARY	\$39,646,212	\$2,300,000	\$2,300,000	\$2,300,000	\$2,300,000	\$2,300,000		\$51,146,212
<b>Totals</b>	<b>Item: 400490 1 Totals</b>	<b>\$39,646,212</b>	<b>\$2,300,000</b>	<b>\$2,300,000</b>	<b>\$2,300,000</b>	<b>\$2,300,000</b>	<b>\$2,300,000</b>		<b>\$51,146,212</b>
	<b>Project Totals</b>	<b>\$39,646,212</b>	<b>\$2,300,000</b>	<b>\$2,300,000</b>	<b>\$2,300,000</b>	<b>\$2,300,000</b>	<b>\$2,300,000</b>		<b>\$51,146,212</b>

**Information for Item Number: 401185 1**

PROJECT DESCRIPTION: HERNANDO CO (08) \*SIS\*  
 TYPE OF WORK: ROUTINE MAINTENANCE  
 EXTRA DESCRIPTION: NONE  
 LRTP 2045 REFERENCE: GOAL 4, OBJECTIVE 1; GOAL 6, OBJECTIVE 1

COUNTY: HERNANDO  
 DISTRICT: 07  
 PROJECT LENGTH: 0.000

**Table 69: Item 401185 1 Project Detail by Phase, Fund Code and Fiscal Year (2023 – 2027)**

PHASE / RESPONSIBLE AGENCY	FUND CODE:	<2023	2023	2024	2025	2026	2027	>2027	ALL YEARS
BRDG/RDWY/CONTRACT MAINT / MANAGED BY FDOT	D-UNRESTRICTED STATE PRIMARY	\$147,599	\$15,000	\$15,000	\$15,000	\$15,000	\$15,000		\$222,599
<b>Totals</b>	<b>Item: 401185 1 Totals</b>	<b>\$147,599</b>	<b>\$15,000</b>	<b>\$15,000</b>	<b>\$15,000</b>	<b>\$15,000</b>	<b>\$15,000</b>		<b>\$222,599</b>
	<b>Project Totals</b>	<b>\$147,599</b>	<b>\$15,000</b>	<b>\$15,000</b>	<b>\$15,000</b>	<b>\$15,000</b>	<b>\$15,000</b>		<b>\$222,599</b>

**Information for Item Number: 449993 1**

PROJECT DESCRIPTION: BROOKSVILLE OPS CENTER-PAINTING/CLEANING INTERIOR & EXTERIOR PHASED  
 TYPE OF WORK: FIXED CAPITAL OUTLAY  
 LRTP 2045 REFERENCE: GOALS 1-6

COUNTY: HERNANDO  
 DISTRICT: 07  
 PROJECT LENGTH: 0.000

**Table 70: Item 449993 1 Project Detail by Phase, Fund Code and Fiscal Year (2023 – 2027)**

PHASE / RESPONSIBLE AGENCY	FUND CODE:	<2023	2023	2024	2025	2026	2027	>2027	ALL YEARS
BRDG/RDWY/CONTRACT MAINT / MANAGED BY FDOT	D-UNRESTRICTED STATE PRIMARY		\$34,999	\$34,999	\$34,999				\$104,997
<b>Totals</b>	<b>Item: 449993 1 Totals</b>		<b>\$34,999</b>	<b>\$34,999</b>	<b>\$34,999</b>				<b>\$104,997</b>
	<b>Project Totals</b>		<b>\$34,999</b>	<b>\$34,999</b>	<b>\$34,999</b>				<b>\$104,997</b>

**FLP Aviation**

**Information for Item Number: 432997 1**

PROJECT DESCRIPTION: INVERNESS AIRPORT - CONSTRUCT ACCESS AND UTILITIES TO HANGARS \*NON-SIS\*  
 TYPE OF WORK: AVIATION PRESERVATION PROJECT  
 LRTP 2045 REFERENCE: GOAL 2,OBJECTIVE 2; GOAL 6, OBJECTIVE 1

COUNTY: CITRUS  
 DISTRICT: 07  
 PROJECT LENGTH: 0.000

**Table 71: Item 432997 1 Project Detail by Phase, Fund Code and Fiscal Year (2023 – 2027)**

PHASE / RESPONSIBLE AGENCY	FUND CODE:	<2023	2023	2024	2025	2026	2027	>2027	ALL YEARS
CAPITAL / RESPONSIBLE AGENCY NOT AVAILABLE	DPTO-STATE - PTO		\$136,000						\$136,000
CAPITAL / RESPONSIBLE AGENCY NOT AVAILABLE	LF-LOCAL FUNDS		\$34,000						\$34,000
<b>Totals</b>	<b>Phase: CAPITAL Totals</b>		<b>\$170,000</b>						<b>\$170,000</b>
	<b>Item: 432997 1 Totals</b>		<b>\$170,000</b>						<b>\$170,000</b>
	<b>Project Totals</b>		<b>\$170,000</b>						<b>\$170,000</b>

**Information for Item Number: 436829 1**

PROJECT DESCRIPTION: INVERNESS AIRPORT - MAINTENANCE AND REMARKING OF RUNWAY/TAXIWAY \*NON-SIS\*  
 TYPE OF WORK: AVIATION PRESERVATION PROJECT  
 LRTP 2045 REFERENCE: GOAL 2, OBJECTIVE 2; GOAL 4, OBJECTIVE 1; GOAL 6, OBJECTIVE 1

COUNTY: CITRUS  
 DISTRICT: 07  
 PROJECT LENGTH: 0.000

**Table 72: Item 436829 1 Project Detail by Phase, Fund Code and Fiscal Year (2023 – 2027)**

PHASE / RESPONSIBLE AGENCY	FUND CODE:	<2023	2023	2024	2025	2026	2027	>2027	ALL YEARS
CAPITAL / RESPONSIBLE AGENCY NOT AVAILABLE	DPTO-STATE - PTO			\$165,000					\$165,000
CAPITAL / RESPONSIBLE AGENCY NOT AVAILABLE	LF-LOCAL FUNDS			\$41,250					\$41,250
<b>Totals</b>	<b>Phase: CAPITAL Totals</b>			<b>\$206,250</b>					<b>\$206,250</b>
	<b>Item: 436829 1 Totals</b>			<b>\$206,250</b>					<b>\$206,250</b>
	<b>Project Totals</b>			<b>\$206,250</b>					<b>\$206,250</b>

**Information for Item Number: 440559 1**

PROJECT DESCRIPTION: INVERNESS AIRPORT - TAXILANES FOR T-HANGARS \*NON-SIS\*  
 TYPE OF WORK: AVIATION REVENUE/OPERATIONAL  
 EXTRA DESCRIPTION: DESIGN AND CONSTRUCT  
 LRTP 2045 REFERENCE: GOAL 2, OBJECTIVE 2; GOAL 4, OBJECTIVE 1; GOAL 6, OBJECTIVE 1 LRTP

COUNTY: CITRUS  
 DISTRICT: 07  
 PROJECT LENGTH: 0.000

**Table 73: Item 440559 1 Project Detail by Phase, Fund Code and Fiscal Year (2023 – 2027)**

PHASE / RESPONSIBLE AGENCY	FUND CODE:	<2023	2023	2024	2025	2026	2027	>2027	ALL YEARS
CAPITAL / RESPONSIBLE AGENCY NOT AVAILABLE	DPTO-STATE - PTO				\$84,880				\$84,880
CAPITAL / RESPONSIBLE AGENCY NOT AVAILABLE	FAA-FEDERAL AVIATION ADMIN				\$954,900				\$954,900
CAPITAL / RESPONSIBLE AGENCY NOT AVAILABLE	LF-LOCAL FUNDS				\$21,220				\$21,220
<b>Totals</b>	<b>Phase: CAPITAL Totals</b>				<b>\$1,061,000</b>				<b>\$1,061,000</b>
	<b>Item: 440559 1 Totals</b>				<b>\$1,061,000</b>				<b>\$1,061,000</b>
	<b>Project Totals</b>				<b>\$1,061,000</b>				<b>\$1,061,000</b>

**Information for Item Number: 444482 1**

PROJECT DESCRIPTION: CRYSTAL RIVER - CAPTAIN TOM DAVIS AIRFIELD - RUNWAY 9-27 EXTENSION \*NON-SIS\*  
 TYPE OF WORK: AVIATION PRESERVATION PROJECT  
 EXTRA DESCRIPTION: CONSTRUCT 645 FT EXTENSION ON EAST END OF RUNWAY  
 LRTP 2045 REFERENCE: GOAL 2, OBJECTIVE 2; GOAL 4, OBJECTIVE 1; GOAL 6, OBJECTIVE 1

COUNTY: CITRUS  
 DISTRICT: 07  
 PROJECT LENGTH: 0.000

**Table 74: Item 444482 1 Project Detail by Phase, Fund Code and Fiscal Year (2023 – 2027)**

PHASE / RESPONSIBLE AGENCY	FUND CODE:	<2023	2023	2024	2025	2026	2027	>2027	ALL YEARS
CAPITAL / RESPONSIBLE AGENCY NOT AVAILABLE	DPTO-STATE - PTO			\$323,354					\$323,354
CAPITAL / RESPONSIBLE AGENCY NOT AVAILABLE	LF-LOCAL FUNDS			\$80,840					\$80,840
<b>Totals</b>	<b>Phase: CAPITAL Totals</b>			<b>\$404,194</b>					<b>\$404,194</b>
	<b>Item: 444482 1 Totals</b>			<b>\$404,194</b>					<b>\$404,194</b>
	<b>Project Totals</b>			<b>\$404,194</b>					<b>\$404,194</b>

**Information for Item Number: 446799 1**

PROJECT DESCRIPTION: CRYSTAL RIVER - CAPTAIN TOM DAVIS AIRFIELD - ENVIRONMENTAL ASSESSMENT \*NON-SIS\*  
 TYPE OF WORK: AVIATION ENVIRONMENTAL PROJECT  
 EXTRA DESCRIPTION: RUNWAY 9-27 EXTENSION  
 LRTP 2045 REFERENCE: GOAL 2, OBJECTIVE 2; GOAL 4, OBJECTIVE 1; GOAL 6, OBJECTIVE 1

COUNTY: CITRUS  
 DISTRICT: 07  
 PROJECT LENGTH: 0.000

**Table 75: Item 446799 1 Project Detail by Phase, Fund Code and Fiscal Year (2023 – 2027)**

PHASE / RESPONSIBLE AGENCY	FUND CODE:	<2023	2023	2024	2025	2026	2027	>2027	ALL YEARS
CAPITAL / RESPONSIBLE AGENCY NOT AVAILABLE	DDR-DISTRICT DEDICATED REVENUE		\$20,000						\$20,000
CAPITAL / RESPONSIBLE AGENCY NOT AVAILABLE	DPTO-STATE - PTO		\$260,000						\$260,000
CAPITAL / RESPONSIBLE AGENCY NOT AVAILABLE	LF-LOCAL FUNDS		\$70,000						\$70,000
<b>Totals</b>	<b>Phase: CAPITAL Totals</b>		<b>\$350,000</b>						<b>\$350,000</b>
	<b>Item: 446799 1 Totals</b>		<b>\$350,000</b>						<b>\$350,000</b>
	<b>Project Totals</b>		<b>\$350,000</b>						<b>\$350,000</b>

**Information for Item Number: 446802 1**

PROJECT DESCRIPTION: INVERNESS AIRPORT - UPDATE AIRPORT MASTER PLAN \*NON-SIS\*  
 TYPE OF WORK: AVIATION CAPACITY PROJECT  
 LRTP 2045 REFERENCE: GOAL 2, OBJECTIVE 2; GOAL 4, OBJECTIVE 1; GOAL 6, OBJECTIVE 1

COUNTY: CITRUS  
 DISTRICT: 07  
 PROJECT LENGTH: 0.000

**Table 76: Item 446802 1 Project Detail by Phase, Fund Code and Fiscal Year (2023 – 2027)**

PHASE / RESPONSIBLE AGENCY	FUND CODE:	<2023	2023	2024	2025	2026	2027	>2027	ALL YEARS
CAPITAL / RESPONSIBLE AGENCY NOT AVAILABLE	DDR-DISTRICT DEDICATED REVENUE		\$15,600						\$15,600
CAPITAL / RESPONSIBLE AGENCY NOT AVAILABLE	FAA-FEDERAL AVIATION ADMIN		\$175,500						\$175,500
CAPITAL / RESPONSIBLE AGENCY NOT AVAILABLE	LF-LOCAL FUNDS		\$3,900						\$3,900
<b>Totals</b>	<b>Phase: CAPITAL Totals</b>		<b>\$195,000</b>						<b>\$195,000</b>
	<b>Item: 446802 1 Totals</b>		<b>\$195,000</b>						<b>\$195,000</b>
	<b>Project Totals</b>		<b>\$195,000</b>						<b>\$195,000</b>

**Information for Item Number: 448727 1**

PROJECT DESCRIPTION: CRYSTAL RIVER-CAPTAIN TOM DAVIS FIELD ROADWAY IMPROVEMENTS-DESIGN \*NON-SIS\*  
 TYPE OF WORK: AVIATION PRESERVATION PROJECT  
 LRTP 2045 REFERENCE: GOAL 2, OBJECTIVE 2; GOAL 4, OBJECTIVE 1; GOAL 6, OBJECTIVE 1

COUNTY: CITRUS  
 DISTRICT: 07  
 PROJECT LENGTH: 0.000

**Table 77: Item 448727 1 Project Detail by Phase, Fund Code and Fiscal Year (2023 – 2027)**

PHASE / RESPONSIBLE AGENCY	FUND CODE:	<2023	2023	2024	2025	2026	2027	>2027	ALL YEARS
CAPITAL / RESPONSIBLE AGENCY NOT AVAILABLE	DDR-DISTRICT DEDICATED REVENUE			\$8,000					\$8,000
CAPITAL / RESPONSIBLE AGENCY NOT AVAILABLE	FAA-FEDERAL AVIATION ADMIN			\$90,000					\$90,000
CAPITAL / RESPONSIBLE AGENCY NOT AVAILABLE	LF-LOCAL FUNDS			\$2,000					\$2,000
<b>Totals</b>	<b>Phase: CAPITAL Totals</b>			<b>\$100,000</b>					<b>\$100,000</b>
	<b>Item: 448727 1 Totals</b>			<b>\$100,000</b>					<b>\$100,000</b>
	<b>Project Totals</b>			<b>\$100,000</b>					<b>\$100,000</b>

**Information for Item Number: 449406 1**

PROJECT DESCRIPTION: CRYSTAL RIVER AIRPORT - EA FOR WETLAND REMOVAL \*NON-SIS\*  
 TYPE OF WORK: AVIATION PRESERVATION PROJECT  
 LRTP 2045 REFERENCE: GOAL 2, OBJECTIVE 2; GOAL 4, OBJECTIVE 1; GOAL 6, OBJECTIVE 1

COUNTY: CITRUS  
 DISTRICT: 07  
 PROJECT LENGTH: 0.000

**Table 78: Item: 449406 1 Project Detail by Phase, Fund Code and Fiscal Year (2023 – 2027)**

PHASE / RESPONSIBLE AGENCY	FUND CODE:	<2023	2023	2024	2025	2026	2027	>2027	ALL YEARS
CAPITAL / RESPONSIBLE AGENCY NOT AVAILABLE	DPTO-STATE - PTO		\$12,000						\$12,000
CAPITAL / RESPONSIBLE AGENCY NOT AVAILABLE	FAA-FEDERAL AVIATION ADMIN		\$90,000						\$90,000
CAPITAL / RESPONSIBLE AGENCY NOT AVAILABLE	LF-LOCAL FUNDS		\$5,000						\$5,000
<b>Totals</b>	<b>Phase: CAPITAL Totals</b>		<b>\$107,000</b>						<b>\$107,000</b>
	<b>Item: 449406 1 Totals</b>		<b>\$107,000</b>						<b>\$107,000</b>
	<b>Project Totals</b>		<b>\$107,000</b>						<b>\$107,000</b>



**Information for Item Number: 449846 1**

PROJECT DESCRIPTION: INVERNESS AIRPORT - RUNWAY APPROACH OBSTRUCTION CLEARING \*NON-SIS\*  
 TYPE OF WORK: AVIATION SAFETY PROJECT  
 LRTP 2045 REFERENCE: GOAL 2, OBJECTIVE 2; GOAL 4, OBJECTIVE 1; GOAL 6, OBJECTIVE 1

COUNTY: CITRUS  
 DISTRICT: 07  
 PROJECT LENGTH: 0.000

**Table 79: Item: 449846 1 Project Detail by Phase, Fund Code and Fiscal Year (2023 – 2027)**

PHASE / RESPONSIBLE AGENCY	FUND CODE:	<2023	2023	2024	2025	2026	2027	>2027	ALL YEARS
CAPITAL / RESPONSIBLE AGENCY NOT AVAILABLE	DDR-DISTRICT DEDICATED REVENUE		\$24,000						\$24,000
CAPITAL / RESPONSIBLE AGENCY NOT AVAILABLE	FAA-FEDERAL AVIATION ADMIN		\$270,000						\$270,000
CAPITAL / RESPONSIBLE AGENCY NOT AVAILABLE	LF-LOCAL FUNDS		\$6,000						\$6,000
<b>Totals</b>	<b>Phase: CAPITAL Totals</b>		<b>\$300,000</b>						<b>\$300,000</b>
	<b>Item: 449846 1 Totals</b>		<b>\$300,000</b>						<b>\$300,000</b>

**Information for Item Number: 449846 2**

PROJECT DESCRIPTION: INVERNESS AIRPORT - DESIGN AND CONSTRUCT T HANGARS \*NON-SIS\*  
 TYPE OF WORK: AVIATION REVENUE/OPERATIONAL  
 LRTP 2045 REFERENCE: GOAL 2, OBJECTIVE 2; GOAL 4, OBJECTIVE 1; GOAL 6, OBJECTIVE 1

COUNTY: CITRUS  
 DISTRICT: 07  
 PROJECT LENGTH: 0.000

**Table 80: Item 449846 2 Project Detail by Phase, Fund Code and Fiscal Year (2023 – 2027)**

PHASE / RESPONSIBLE AGENCY	FUND CODE	<2023	2023	2024	2025	2026	2027	>2027	ALL YEARS
CAPITAL / RESPONSIBLE AGENCY NOT AVAILABLE	DDR-DISTRICT DEDICATED REVENUE			\$1,500,000					\$1,500,000
CAPITAL / RESPONSIBLE AGENCY NOT AVAILABLE	LF-LOCAL FUNDS			\$1,500,000					\$1,500,000
<b>Totals</b>	<b>Phase: CAPITAL Totals</b>			<b>\$3,000,000</b>					<b>\$3,000,000</b>
	<b>Item: 449846 2 Totals</b>			<b>\$3,000,000</b>					<b>\$3,000,000</b>

**Information for Item Number: 449846 3**

PROJECT DESCRIPTION: CRYSTAL RIVER AIRPORT - ACQUIRE PARCEL FOR APPROACH TO RUNWAY 9.27 \*NON-SIS\*  
 TYPE OF WORK: AVIATION SAFETY PROJECT  
 LRTP 2045 REFERENCE: GOAL 2, OBJECTIVE 2; GOAL 4, OBJECTIVE 1; GOAL 6, OBJECTIVE 1

COUNTY: CITRUS  
 DISTRICT: 07  
 PROJECT LENGTH: 0.000

**Table 81: Item 449846 3 Project Detail by Phase, Fund Code and Fiscal Year (2023 – 2027)**

PHASE / RESPONSIBLE AGENCY	FUND CODE:	<2023	2023	2024	2025	2026	2027	>2027	ALL YEARS
CAPITAL / RESPONSIBLE AGENCY NOT AVAILABLE	DDR-DISTRICT DEDICATED REVENUE		\$80,000						\$80,000
CAPITAL / RESPONSIBLE AGENCY NOT AVAILABLE	LF-LOCAL FUNDS		\$20,000						\$20,000
<b>Totals</b>	<b>Phase: CAPITAL Totals</b>		<b>\$100,000</b>						<b>\$100,000</b>
	<b>Item: 449846 3 Totals</b>		<b>\$100,000</b>						<b>\$100,000</b>
	<b>Project Totals</b>		<b>\$400,000</b>	<b>\$3,000,000</b>					<b>\$3,400,000</b>

**Information for Item Number: 450280 1**

PROJECT DESCRIPTION: REHABILITATE AIRFIELD SECURITY AND GATES - INVERNESS AIRPORT \*NON-SIS\*  
 TYPE OF WORK: AVIATION SECURITY PROJECT  
 LRTP 2045 REFERENCE: GOAL 2, OBJECTIVE 2; GOAL 4, OBJECTIVE 1; GOAL 6, OBJECTIVE 1

COUNTY: CITRUS  
 DISTRICT: 07  
 PROJECT LENGTH: 0.000

**Table 82: Item 450280 1 Project Detail by Phase, Fund Code and Fiscal Year (2023 – 2027)**

PHASE / RESPONSIBLE AGENCY	FUND CODE:	<2023	2023	2024	2025	2026	2027	>2027	ALL YEARS
CAPITAL / RESPONSIBLE AGENCY NOT AVAILABLE	DPTO-STATE - PTO						\$409,600		\$409,600
CAPITAL / RESPONSIBLE AGENCY NOT AVAILABLE	LF-LOCAL FUNDS						\$102,400		\$102,400
<b>Total</b>	<b>Phase: CAPITAL Totals</b>						<b>\$512,000</b>		<b>\$512,000</b>
	<b>Item: 450280 1 Totals</b>						<b>\$512,000</b>		<b>\$512,000</b>
	<b>Project Totals</b>						<b>\$512,000</b>		<b>\$512,000</b>

**Information for Item Number: 435240 1**

PROJECT DESCRIPTION: BROOKSVILLE-TAMPA BAY REGIONAL AIRPORT - RUNWAY REHABILITATION \*NON-SIS\*  
 TYPE OF WORK: AVIATION SECURITY PROJECT  
 EXTRA DESCRIPTION: DESIGN AND CONSTRUCT  
 LRTP 2045 REFERENCE: GOAL 2, OBJECTIVE 2; GOAL 4, OBJECTIVE 1; GOAL 6, OBJECTIVE 1

COUNTY: HERNANDO  
 DISTRICT: 07  
 PROJECT LENGTH: 0.000

**Table 83: Item 435240 1 Project Detail by Phase, Fund Code and Fiscal Year (2023 – 2027)**

PHASE / RESPONSIBLE AGENCY	FUND CODE:	<2023	2023	2024	2025	2026	2027	>2027	ALL YEARS
CAPITAL / RESPONSIBLE AGENCY NOT AVAILABLE	DPTO-STATE - PTO				\$160,000				\$160,000
CAPITAL / RESPONSIBLE AGENCY NOT AVAILABLE	LF-LOCAL FUNDS				\$40,000				\$40,000
<b>Total</b>	<b>Phase: CAPITAL Totals</b>				<b>\$200,000</b>				<b>\$200,000</b>
	<b>Item: 435240 1 Totals</b>				<b>\$200,000</b>				<b>\$200,000</b>
	<b>Project Totals</b>				<b>\$200,000</b>				<b>\$200,000</b>

**Information for Item Number: 446806 1**

PROJECT DESCRIPTION: BROOKSVILLE - TAMPA BAY REGIONAL AIRPORT -RUNWAY 3 SHIFT EXTEND RUNWAY \*NON-SIS\*  
 TYPE OF WORK: AVIATION PRESERVATION PROJECT  
 LRTP 2045 REFERENCE: GOAL 2, OBJECTIVE 2; GOAL 4, OBJECTIVE 1; GOAL 6, OBJECTIVE 1

COUNTY: HERNANDO  
 DISTRICT: 07  
 PROJECT LENGTH: 0.000

**Table 84: Item 446806 1 Project Detail by Phase, Fund Code and Fiscal Year (2023 – 2027)**

PHASE / RESPONSIBLE AGENCY	FUND CODE:	<2023	2023	2024	2025	2026	2027	>2027	ALL YEARS
CAPITAL / RESPONSIBLE AGENCY NOT AVAILABLE	DDR-DISTRICT DEDICATED REVENUE		\$2,087,051						\$2,087,051
CAPITAL / RESPONSIBLE AGENCY NOT AVAILABLE	LF-LOCAL FUNDS		\$521,763						\$521,763
<b>Total</b>	<b>Phase: CAPITAL Totals</b>		<b>\$2,608,814</b>						<b>\$2,608,814</b>
	<b>Item: 446806 1 Totals</b>		<b>\$2,608,814</b>						<b>\$2,608,814</b>
	<b>Project Totals</b>		<b>\$2,608,814</b>						<b>\$2,608,814</b>

**Information for Item Number: 448724 1**

PROJECT DESCRIPTION: BROOKSVILLE TAMPABAY REGIONAL AIRPORT RUNWAY 3-21 REHAB & RUNWAY SHIFT \*NON-SIS\*  
 TYPE OF WORK: AVIATION PRESERVATION PROJECT  
 LRTP 2045 REFERENCE: GOAL 2, OBJECTIVE 2; GOAL 4, OBJECTIVE 1; GOAL 6, OBJECTIVE 1

COUNTY: HERNANDO  
 DISTRICT: 07  
 PROJECT LENGTH: 0.000

**Table 85: Item 448724 1 Project Detail by Phase, Fund Code and Fiscal Year (2023 – 2027)**

PHASE / RESPONSIBLE AGENCY	FUND CODE:	<2023	2023	2024	2025	2026	2027	>2027	ALL YEARS
CAPITAL / RESPONSIBLE AGENCY NOT AVAILABLE	DDR-DISTRICT DEDICATED REVENUE			\$600,000					\$600,000
CAPITAL / RESPONSIBLE AGENCY NOT AVAILABLE	LF-LOCAL FUNDS			\$150,000					\$150,000
<b>Total</b>	<b>Phase: CAPITAL Totals</b>			<b>\$750,000</b>					<b>\$750,000</b>
	<b>Item: 448724 1 Totals</b>			<b>\$750,000</b>					<b>\$750,000</b>
	<b>Project Totals</b>			<b>\$750,000</b>					<b>\$750,000</b>

**FLP Transit**

**Information for Item Number: 402628 1**

PROJECT DESCRIPTION:	FTA SECTION 5311 OPERATING *NON-SIS*	COUNTY:	CITRUS
TYPE OF WORK:	CAPITAL FOR FIXED ROUTE	DISTRICT:	07
EXTRA DESCRIPTION:	CITRUS COUNTY BOCC	PROJECT LENGTH:	0.000
LRTP 2045 REFERENCE:	GOAL 1, OBJECTIVE 3; GOAL 3, OBJECTIVES 1-3, AND 5		

**Table 86: Item: 402628 1 Project Detail by Phase, Fund Code and Fiscal Year (2023 – 2027)**

PHASE / RESPONSIBLE AGENCY	FUND CODE:	<2023	2023	2024	2025	2026	2027	>2027	ALL YEARS
OPERATIONS / MANAGED BY CITRUS COUNTY	DDR-DISTRICT DEDICATED REVENUE	\$31,314							\$31,314
OPERATIONS / MANAGED BY CITRUS COUNTY	DU-STATE PRIMARY/FEDERAL REIMB	\$5,184,527	\$120,171	\$137,468	\$119,301	\$119,301	\$119,301		\$5,800,069
OPERATIONS / MANAGED BY CITRUS COUNTY	LF-LOCAL FUNDS	\$5,309,777	\$120,171	\$137,468	\$119,301	\$119,301	\$119,301		\$5,925,319
<b>Total</b>	<b>Phase: OPERATIONS Totals</b>	<b>\$10,525,618</b>	<b>\$240,342</b>	<b>\$274,936</b>	<b>\$238,602</b>	<b>\$238,602</b>	<b>\$238,602</b>		<b>\$11,756,702</b>
	<b>Item: 402628 1 Totals</b>	<b>\$10,525,618</b>	<b>\$240,342</b>	<b>\$274,936</b>	<b>\$238,602</b>	<b>\$238,602</b>	<b>\$238,602</b>		<b>\$11,756,702</b>

**Information for Item Number: 402628 2**

PROJECT DESCRIPTION:	FTA SECTION 5311 *NON-SIS*	COUNTY:	CITRUS
TYPE OF WORK:	OPERATING/ADMIN. ASSISTANCE	DISTRICT:	07
EXTRA DESCRIPTION:	CITRUS COUNTY BOCC - FTA SECTION 5311	PROJECT LENGTH:	0.000
LRTP 2045 REFERENCE:	GOAL 1, OBJECTIVE 3; GOAL 3, OBJECTIVES 1-3, AND 5		

**Table 87: Item: 402628 2 Project Detail by Phase, Fund Code and Fiscal Year (2023 – 2027)**

PHASE / RESPONSIBLE AGENCY	FUND CODE:	<2023	2023	2024	2025	2026	2027	>2027	ALL YEARS
OPERATIONS / MANAGED BY CITRUS COUNTY	DU-STATE PRIMARY/FEDERAL REIMB	\$521,075	\$129,375	\$100,755	\$81,221	\$58,218	\$128,471		\$1,019,115
OPERATIONS / MANAGED BY CITRUS COUNTY	LF-LOCAL FUNDS	\$521,075	\$129,375	\$100,755	\$81,221	\$58,218	\$128,471		\$1,019,115
CAPITAL / MANAGED BY CITRUS COUNTY	DU-STATE PRIMARY/FEDERAL REIMB	\$3,631,468							\$3,631,468
CAPITAL / MANAGED BY CITRUS COUNTY	LF-LOCAL FUNDS	\$596,494							\$596,494
<b>Total</b>	<b>Item: 402628 2 Totals</b>	<b>\$5,270,112</b>	<b>\$258,750</b>	<b>\$201,510</b>	<b>\$162,442</b>	<b>\$116,436</b>	<b>\$256,942</b>		<b>\$6,266,192</b>

**Table 88: Item 402628 2 Phase Totals by Fiscal Year (2023 – 2027)**

PHASE	<2023	2023	2024	2025	2026	2027	>2027	ALL YEARS
OPERATIONS	\$1,042,150	\$258,750	\$201,510	\$162,442	\$116,436	\$256,942		\$2,038,230
CAPITAL	\$4,227,962							\$4,227,962
<b>Item: 402628 2 Totals</b>	<b>\$5,270,112</b>	<b>\$258,750</b>	<b>\$201,510</b>	<b>\$162,442</b>	<b>\$116,436</b>	<b>\$256,942</b>	<b>\$0</b>	<b>\$6,266,192</b>

**Information for Item Number: 402628 4**

PROJECT DESCRIPTION: CITRUS COUNTY BOCC - FTA SECTION 5307 \*NON\*-SIS\* COUNTY: CITRUS  
 TYPE OF WORK: OPERATING/ADMIN. ASSISTANCE DISTRICT: 07  
 EXTRA DESCRIPTION: SMALL URBANIZED AREA GOVERNOR'S APPORTIONMENT PROJECT LENGTH: 0.000  
 LRTP 2045 REFERENCE: GOAL 1, OBJECTIVE 3; GOAL 3, OBJECTIVES 1-3, AND 5

**Table 89: Item: 402628 4 Project Detail by Phase, Fund Code and Fiscal Year (2023 – 2027)**

PHASE / RESPONSIBLE AGENCY	FUND CODE:	<2023	2023	2024	2025	2026	2027	>2027	ALL YEARS
OPERATIONS / MANAGED BY CITRUS COUNTY TRANSIT	FTA-FEDERAL TRANSIT ADMINISTRATION		\$1,250,000	\$1,250,000	\$1,250,000	\$1,250,000			\$5,000,000
OPERATIONS / MANAGED BY CITRUS COUNTY TRANSIT	LF-LOCAL FUNDS		\$350,000	\$350,000	\$350,000	\$350,000			\$1,400,000
OPERATIONS / MANAGED BY CITRUS COUNTY TRANSIT	FTA-FEDERAL TRANSIT ADMINISTRATION	\$6,145,165							\$6,145,165
OPERATIONS / MANAGED BY CITRUS COUNTY TRANSIT	LF-LOCAL FUNDS	\$6,145,165							\$6,145,165
<b>Totals</b>	<b>Item: 402628 4 Totals</b>	<b>\$12,290,330</b>	<b>\$1,600,000</b>	<b>\$1,600,000</b>	<b>\$1,600,000</b>	<b>\$1,600,000</b>	<b>\$1,600,000</b>		<b>\$18,690,330</b>
	<b>Project Totals</b>	<b>\$28,086,060</b>	<b>\$2,099,092</b>	<b>\$2,076,446</b>	<b>\$2,001,044</b>	<b>\$1,955,038</b>	<b>\$495,544</b>		<b>\$36,217,680</b>

**Table 90: Item 402628 4 Phase Totals by Fiscal Year (2023 – 2027)**

PHASE	<2023	2023	2024	2025	2026	2027	>2027	ALL YEARS
OPERATIONS		\$1,600,000	\$1,600,000	\$1,600,000	\$1,600,000			\$6,400,000
CAPITAL	\$12,290,330							\$12,290,330
<b>Item: 402628 4 Phase Totals</b>	<b>\$12,290,330</b>	<b>\$1,600,000</b>	<b>\$1,600,000</b>	<b>\$1,600,000</b>	<b>\$1,600,000</b>			<b>\$18,690,330</b>
<b>Project Totals</b>	<b>\$28,086,060</b>	<b>\$2,099,092</b>	<b>\$2,076,446</b>	<b>\$2,001,044</b>	<b>\$1,955,038</b>	<b>\$495,544</b>		<b>\$36,217,680</b>

**Information for Item Number: 438845 1**

PROJECT DESCRIPTION: CITRUS COUNTY BOCC - STATE TRANSIT BLOCK GRANT \*NON-SIS\* EXTRA DESCRIPTION: HOMOSSASSA SPRINGS  
 TYPE OF WORK: OPERATING/ADMIN. ASSISTANCE

L RTP 2045 REFERENCE: GOAL 1, OBJECTIVE 3; GOAL 3, OBJECTIVES 1-3, AND 5  
 COUNTY: CITRUS

DISTRICT: 07  
 PROJECT LENGTH: 0.000

**Table 91: Item: 438845 1 Project Detail by Phase, Fund Code and Fiscal Year (2023 – 2027)**

PHASE / RESPONSIBLE AGENCY	FUND CODE:	<2023	2023	2024	2025	2026	2027	>2027	ALL YEARS
OPERATIONS / MANAGED BY CITRUS COUNTY TRANSIT	DDR-DISTRICT DEDICATED REVENUE	\$602,905			\$329,104	\$329,104	\$350,000		\$1,611,113
OPERATIONS / MANAGED BY CITRUS COUNTY TRANSIT	DPTO-STATE - PTO	\$955,282	\$310,212	\$319,518					\$1,585,012
OPERATIONS / MANAGED BY CITRUS COUNTY TRANSIT	LF-LOCAL FUNDS	\$1,666,871	\$310,212	\$319,518	\$329,104	\$329,104	\$350,000		\$3,304,809
<b>Totals</b>	<b>Phase: OPERATIONS Totals</b>	<b>\$3,225,058</b>	<b>\$620,424</b>	<b>\$639,036</b>	<b>\$658,208</b>	<b>\$658,208</b>	<b>\$700,000</b>		<b>\$6,500,934</b>
	<b>Item: 438845 1 Totals</b>	<b>\$3,225,058</b>	<b>\$620,424</b>	<b>\$639,036</b>	<b>\$658,208</b>	<b>\$658,208</b>	<b>\$700,000</b>		<b>\$6,500,934</b>
	<b>Project Totals</b>	<b>\$3,225,058</b>	<b>\$620,424</b>	<b>\$639,036</b>	<b>\$658,208</b>	<b>\$658,208</b>	<b>\$700,000</b>		<b>\$6,500,934</b>

**Information for Item Number: 401982 1**

PROJECT DESCRIPTION: HERNANDO COUNTY SECTION 5311 \*NON-SIS\*  
 TYPE OF WORK: OPERATING/ADMIN. ASSISTANCE  
 EXTRA DESCRIPTION: FTA SECTION 5311  
 L RTP 2045 REFERENCE: GOAL 1, OBJECTIVE 3; GOAL 3, OBJECTIVES 1-3, AND 5

COUNTY: HERNANDO  
 DISTRICT: 07  
 PROJECT LENGTH: 0.000

**Table 92: Item: 401982 1 Project Detail by Phase, Fund Code and Fiscal Year (2023 – 2027)**

PHASE / RESPONSIBLE AGENCY	FUND CODE:	<2023	2023	2024	2025	2026	2027	>2027	ALL YEARS
OPERATIONS / MANAGED BY HERNANDO	DU-STATE PRIMARY/FEDERAL REIMB	\$2,569,311	\$274,937	\$287,717	\$315,527	\$315,527	\$315,527		\$4,078,546
OPERATIONS / MANAGED BY HERNANDO	LF-LOCAL FUNDS	\$2,598,762	\$274,937	\$287,717	\$315,527	\$315,527	\$315,527		\$4,107,997
CAPITAL / MANAGED BY HERNANDO	LF-LOCAL FUNDS	\$22,000							\$22,000
<b>Totals</b>	<b>Item: 401982 1 Totals</b>	<b>\$5,190,073</b>	<b>\$549,874</b>	<b>\$575,434</b>	<b>\$631,054</b>	<b>\$631,054</b>	<b>\$631,054</b>	<b>\$0</b>	<b>\$8,208,543</b>

**Table 93: Item 402628 4 Phase Totals by Fiscal Year (2023 – 2027)**

PHASE	<2023	2023	2024	2025	2026	2027	>2027	ALL YEARS
OPERATIONS	\$5,168,073	\$549,874	\$575,434	\$631,054	\$631,054	\$631,054		\$8,186,543
CAPITAL	\$22,000							\$22,000
<b>Total</b>	<b>\$5,190,073</b>	<b>\$549,874</b>	<b>\$575,434</b>	<b>\$631,054</b>	<b>\$631,054</b>	<b>\$631,054</b>	<b>\$0</b>	<b>\$8,208,543</b>

**Information for Item Number: 401982 2**

PROJECT DESCRIPTION: HERNANDO COUNTY BOCC - FTA SECTION 5311 \*NON-SIS\*

TYPE OF WORK: CAPITAL FOR FIXED ROUTE

EXTRA DESCRIPTION: THE BUS  
 LRTP 2045 REFERENCE: GOAL 1, OBJECTIVE 3; GOAL 3, OBJECTIVES 1-3, AND 5  
 COUNTY: HERNANDO

DISTRICT: 07  
 PROJECT LENGTH: 0.000

**Table 94: Item: 401982 2 Project Detail by Phase, Fund Code and Fiscal Year (2023 – 2027)**

PHASE / RESPONSIBLE AGENCY	FUND CODE:	<2023	2023	2024	2025	2026	2027	>2027	ALL YEARS
OPERATIONS / MANAGED BY HERNANDO/CITRUS MPO	DU-STATE PRIMARY/FEDERAL REIMB	\$230,059	\$47,926	\$68,855	\$35,000	\$25,000	\$130,083		\$536,923
OPERATIONS / MANAGED BY HERNANDO/CITRUS MPO	LF-LOCAL FUNDS	\$230,059	\$47,926	\$68,855	\$35,000	\$25,000	\$130,083		\$536,923
<b>Totals</b>	<b>Phase: OPERATIONS Totals</b>	<b>\$460,118</b>	<b>\$95,852</b>	<b>\$137,710</b>	<b>\$70,000</b>	<b>\$50,000</b>	<b>\$260,166</b>		<b>\$1,073,846</b>
	<b>Item: 401982 2 Totals</b>	<b>\$460,118</b>	<b>\$95,852</b>	<b>\$137,710</b>	<b>\$70,000</b>	<b>\$50,000</b>	<b>\$260,166</b>		<b>\$1,073,846</b>
	<b>Project Totals</b>	<b>\$5,650,191</b>	<b>\$645,726</b>	<b>\$713,144</b>	<b>\$701,054</b>	<b>\$681,054</b>	<b>\$891,220</b>		<b>\$8,391,169</b>



**Information for Item Number: 408104 1**

PROJECT DESCRIPTION: HERNANDO COUNTY BLOCK GRANT \*NON-SIS\*  
 TYPE OF WORK: OPERATING FOR FIXED ROUTE  
 EXTRA DESCRIPTION: HERNANDO COUNTY BOCC - STATE TRANSIT BLOCK GRANT - THE BUS  
 LRTP 2045 REFERENCE: GOAL 1, OBJECTIVE 3; GOAL 3, OBJECTIVES 1-3, AND 5

COUNTY: HERNANDO  
 DISTRICT: 07  
 PROJECT LENGTH: 0.000

**Table 95: Item: 408104 1 Project Detail by Phase, Fund Code and Fiscal Year (2023 – 2027)**

PHASE / RESPONSIBLE AGENCY	FUND CODE:	<2023	2023	2024	2025	2026	2027	>2027	ALL YEARS
OPERATIONS / MANAGED BY HERNANDO/CITRUS MPO	DDR-DISTRICT DEDICATED REVENUE	\$2,694,716			\$257,724	\$265,456	\$460,000		\$3,677,896
OPERATIONS / MANAGED BY HERNANDO/CITRUS MPO	DPTO-STATE - PTO	\$1,775,006	\$423,578	\$415,860	\$170,612	\$175,730			\$2,960,786
OPERATIONS / MANAGED BY HERNANDO/CITRUS MPO	DS-STATE PRIMARY HIGHWAYS & PTO	\$1,397,737							\$1,397,737
OPERATIONS / MANAGED BY HERNANDO/CITRUS MPO	LF-LOCAL FUNDS	\$5,834,356	\$423,578	\$415,860	\$428,336	\$441,186	\$460,000		\$8,003,316
<b>Totals</b>	<b>Phase: OPERATIONS Totals</b>	<b>\$11,701,815</b>	<b>\$847,156</b>	<b>\$831,720</b>	<b>\$856,672</b>	<b>\$882,372</b>	<b>\$920,000</b>		<b>\$16,039,735</b>
	<b>Item: 408104 1 Totals</b>	<b>\$11,701,815</b>	<b>\$847,156</b>	<b>\$831,720</b>	<b>\$856,672</b>	<b>\$882,372</b>	<b>\$920,000</b>		<b>\$16,039,735</b>
	<b>Project Totals</b>	<b>\$11,701,815</b>	<b>\$847,156</b>	<b>\$831,720</b>	<b>\$856,672</b>	<b>\$882,372</b>	<b>\$920,000</b>		<b>\$16,039,735</b>

**Information for Item Number: 408715 1**

PROJECT DESCRIPTION: HERNANDO COUNTY BOCC - FTA SECTION 5307 \*NON-SIS\*  
 TYPE OF WORK: TRANSIT IMPROVEMENT  
 EXTRA DESCRIPTION: THE BUS - SMALL URBANIZED GOV. APPROPRIATION  
 LRTP 2045 REFERENCE: GOAL 1, OBJECTIVE 3; GOAL 3, OBJECTIVES 1-3, AND 5

COUNTY: HERNANDO  
 DISTRICT: 07  
 PROJECT LENGTH: 0.000

**Table 96: Item: 408715 1 Project Detail by Phase, Fund Code and Fiscal Year (2023 – 2027)**

PHASE / RESPONSIBLE AGENCY	FUND CODE:	<2023	2023	2024	2025	2026	2027	>2027	ALL YEARS
OPERATIONS / MANAGED BY HERNANDO	FTA-FEDERAL TRANSIT ADMINISTRATION	\$700,000	\$350,000	\$900,000	\$1,250,000	\$1,250,000			\$4,450,000
OPERATIONS / MANAGED BY HERNANDO	LF-LOCAL FUNDS	\$700,000	\$350,000	\$350,000	\$350,000	\$350,000			\$2,100,000
CAPITAL / MANAGED BY HERNANDO	FTA-FEDERAL TRANSIT ADMINISTRATION	\$9,348,621	\$900,000						\$10,248,621
<b>Totals</b>	<b>Item: 408715 1 Totals</b>	<b>\$10,748,621</b>	<b>\$1,600,000</b>	<b>\$1,250,000</b>	<b>\$1,600,000</b>	<b>\$1,600,000</b>			<b>\$16,798,621</b>
	<b>Project Totals</b>	<b>\$10,748,621</b>	<b>\$1,600,000</b>	<b>\$1,250,000</b>	<b>\$1,600,000</b>	<b>\$1,600,000</b>			<b>\$16,798,621</b>
	<b>Grand Total</b>	<b>\$247,881,414</b>	<b>\$151,070,445</b>	<b>\$61,464,429</b>	<b>\$69,123,723</b>	<b>\$277,828,694</b>	<b>\$22,945,278</b>	<b>\$1,191</b>	<b>\$807,369,896</b>

**Table 97: Item 408715 1 Phase Totals by Fiscal Year (2023 – 2027)**

PHASE	<2023	2023	2024	2025	2026	2027	>2027	ALL YEARS
OPERATIONS	\$1,400,000	\$700,000	\$1,250,000	\$1,600,000	\$1,600,000			\$6,550,000
CAPITAL	\$9,348,621	\$900,000						\$10,248,621
<b>Item: 408715 1 Phase Totals</b>	<b>\$10,748,621</b>	<b>\$1,600,000</b>	<b>\$1,250,000</b>	<b>\$1,600,000</b>	<b>\$1,600,000</b>			<b>\$16,798,621</b>
<b>Grand Total</b>	<b>\$247,881,414</b>	<b>\$151,070,445</b>	<b>\$61,464,429</b>	<b>\$69,123,723</b>	<b>\$277,828,694</b>	<b>\$22,945,278</b>	<b>\$1,191</b>	<b>\$807,369,896</b>



## APPENDIX F: FDOT ANNUAL LISTING OF OBLIGATED PROJECTS 2021

### HIGHWAY

Table 98: Item Number: 257165 3

DESCRIPTOR	PROJECT INFORMATION
Item Number	257165 3
District	07
County	CITRUS
Roadway ID	02010000
Type of Work	ADD LANES & RECONSTRUCT
Lanes Exist / Improved / Added	2 / 2 / 2
Project Length	0.157 MI
SIS or Non-SIS	*NON-SIS*
Project Description	US 41 (SR 45) FROM SR 44 TO S OF WITHLACOOCHEE TRAIL BRIDGE

Table 100: Item Number: 405822 3

DESCRIPTOR	PROJECT INFORMATION
Item Number	405822 3
District	07
County	CITRUS
Roadway ID	02030000
Type of Work	ADD LANES & RECONSTRUCT
Lanes Exist / Improved / Added	4 / 6 / 2
Project Length	4.805 MI
SIS or Non-SIS	*SIS*
Project Description	US 19 (SR 55) FROM W JUMP COURT TO W FORT ISLAND TRAIL

Table 99: Funding Information for Item Number: 257165 3

PHASE/AGENCY RESPONSIBLE	FUND CODE	2021
RIGHT OF WAY / MANAGED BY FDOT	CM	\$1,831,592
RIGHT OF WAY / MANAGED BY FDOT	SN	\$1,319,770
<b>TOTAL</b>		<b>\$3,151,362</b>

Source: FDOT District 7 Office 10-21- 21 Obligations Report

Table 101: Funding Information for Item Number: 405822 3

PHASE/AGENCY RESPONSIBLE	FUND CODE	2021
CONSTRUCTION / MANAGED BY FDOT	NHPP	\$7,082,614
CONSTRUCTION / MANAGED BY FDOT	SA	\$363,129
CONSTRUCTION / MANAGED BY FDOT	SN	\$66,209
<b>TOTAL</b>		<b>\$7,511,952</b>

Source: FDOT District 7 Office 10-21- 21 Obligations Report

**Table 102: Item Number: 430021 1**

DESCRIPTOR	PROJECT INFORMATION
Item Number	430021 1
District	07
County	CITRUS
Roadway ID	02610000
Type of Work	BRIDGE REPLACEMENT
Lanes Exist / Improved / Added	2 / 2 / 0
Project Length	0.333 MI
SIS or Non-SIS	*NON-SIS*
Project Description	CR490A/HALLS RIVER FROM W OF HALLS RIVER TO E OF HALLS RIVER

**Table 104: Item Number: 437514 1**

DESCRIPTOR	PROJECT INFORMATION
Item Number	437514 1
District	07
County	CITRUS
Roadway ID	02030000
Type of Work	RESURFACING
Lanes Exist / Improved / Added	4 / 4 / 8
Project Length	6.809 MI
SIS or Non-SIS	*SIS*
Project Description	US 19/US 98/SR 55/S SUNCOAST BLVD FR HERNANDO CO LN TO W GREEN ACRES

**Table 103 Funding Information for Item Number: 430021 1**

PHASE/AGENCY RESPONSIBLE	FUND CODE	2021
CONSTRUCTION / MANAGED BY FDOT	NHBR	\$1,000
<b>TOTAL</b>		<b>\$1,000</b>

Source: FDOT District 7 Office 10-21- 21 Obligations Report

**Table 105: Funding Information for Item Number: 437514 1**

PHASE/AGENCY RESPONSIBLE	FUND CODE	2021
CONSTRUCTION / MANAGED BY FDOT	GFSA	\$125,926
CONSTRUCTION / MANAGED BY FDOT	HSP	\$1,330,829
CONSTRUCTION / MANAGED BY FDOT	SA	\$4,910
<b>TOTAL</b>		<b>\$1,461,665</b>

Source: FDOT District 7 Office 10-21- 21 Obligations Report

**Table 106: Item Number: 439698 1**

DESCRIPTOR	PROJECT INFORMATION
Item Number	439698 1
District	07
County	CITRUS
Roadway ID	02000027
Type of Work	SIDEWALK
Lanes Exist / Improved / Added	0 / 2 / 0
Project Length	1.605 MI
SIS or Non-SIS	*NON-SIS*
Project Description	FOREST RIDGE ELEM FR CR486/NORVELL BRYANT HWY TO W LAKE BEVERLY DR

**Table 108: Item Number 439699 1**

DESCRIPTOR	PROJECT INFORMATION
Item Number	439699 1
District	07
County	CITRUS
Roadway ID	02520000
Type of Work	SIDEWALK
Lanes Exist / Improved / Added	0 / 2 / 0
Project Length	1.1 MI
SIS or Non-SIS	*NON-SIS*
Project Description	PLEASANT GROVE ELEMENTARY - PLEASANT GROVE RD AND DRUID RD

**Table 107: Funding Information for Item Number: 439698 1**

PHASE/AGENCY RESPONSIBLE	FUND CODE	2021
CONSTRUCTION / MANAGED BY FDOT	SR2T	\$2,041,664
<b>TOTAL</b>		<b>\$2,041,664</b>

Source: FDOT District 7 Office 10-21- 21 Obligations Report

**Table 109: Funding Information for Item Number: 439699 1**

PHASE/AGENCY RESPONSIBLE	FUND CODE	2021
CONSTRUCTION / MANAGED BY FDOT	SR2S	\$32,101
CONSTRUCTION / MANAGED BY FDOT	SR2T	-\$28,518
PRELIMINARY ENGINEERING / MANAGED BY FDOT	SR2T	-\$272
<b>TOTAL</b>		<b>\$3,311</b>

Source: FDOT District 7 Office 10-21- 21 Obligations Report

**Table 110: Item Number: 439829 7**

DESCRIPTOR	PROJECT INFORMATION
Item Number	439829 7
District	07
County	CITRUS
Roadway ID	02010000
Type of Work	LIGHTING
Lanes Exist / Improved / Added	0 / 3 / 0
Project Length	0.04 MI
SIS or Non-SIS	*NON-SIS*
Project Description	US 41/N FLORIDA AVE AT E NORVELL BRYANT HWY/E PARSONS PT ROAD

**Table 112: Item Number: 441104 1**

DESCRIPTOR	PROJECT INFORMATION
Item Number	441104 1
District	07
County	CITRUS
Roadway ID	02000004
Type of Work	SIDEWALK
Lanes Exist / Improved / Added	0 / 2 / 0
Project Length	2.85 MI
SIS or Non-SIS	*NON-SIS*
Project Description	N TURKEY OAK DR FROM N BAY AVE TO SR 44

**Table 111: Funding Information for Item Number: 439829 7**

PHASE/AGENCY RESPONSIBLE	FUND CODE	2021
CONSTRUCTION / MANAGED BY FDOT	HSP	\$7,717
<b>TOTAL</b>		<b>\$7,717</b>

Source: FDOT District 7 Office 10-21- 21 Obligations Report

**Table 113: Funding Information for Item Number: 441104 1**

PHASE/AGENCY RESPONSIBLE	FUND CODE	2021
CONSTRUCTION / MANAGED BY FDOT	SA	\$38,687
CONSTRUCTION / MANAGED BY FDOT	SR2T	\$1,417,064
PRELIMINARY ENGINEERING / MANAGED BY FDOT	SA	-\$10,933
PRELIMINARY ENGINEERING / MANAGED BY FDOT	SR2T	-\$4,765
<b>TOTAL</b>		<b>\$1,440,053</b>

Source: FDOT District 7 Office 10-21- 21 Obligations Report

**Table 114: Item Number: 443358 1**

DESCRIPTOR	PROJECT INFORMATION
Item Number	443358 1
District	07
County	CITRUS
Roadway ID	-
Type of Work	BIKE PATH/TRAIL
Lanes Exist / Improved / Added	0 / 0 / 0
Project Length	0 MI
SIS or Non-SIS	*NON-SIS*
Project Description	WITHLACOOCHEE TRAIL FROM HERNANDO CL TO MARION CL

**Table 116: Item Number: 446607 1**

DESCRIPTOR	PROJECT INFORMATION
Item Number	446607 1
District	07
County	CITRUS
Roadway ID	-
Type of Work	RAIL SAFETY PROJECT
Lanes Exist / Improved / Added	0 / 0 / 0
Project Length	0 MI
SIS or Non-SIS	*NON-SIS*
Project Description	I-75 (SR 93) FROM N OF SR 50 TO HERNANDO/SUMTER CO/L

**Table 115: Funding Information for Item Number: 443358 1**

PHASE/AGENCY RESPONSIBLE	FUND CODE	2021
CONSTRUCTION / MANAGED BY FDOT	TALN	\$13,357
CONSTRUCTION / MANAGED BY FDOT	TALT	\$42,313
<b>TOTAL</b>		<b>\$55,670</b>

Source: FDOT District 7 Office 10-21- 21 Obligations Report

**Table 117: Funding Information for Item Number: 446607 1**

PHASE/AGENCY RESPONSIBLE	FUND CODE	2021
RAILROAD AND UTILITIES / MANAGED BY FDOT	RHH	\$114,842
<b>TOTAL</b>		<b>\$114,842</b>

Source: FDOT District 7 Office 10-21- 21 Obligations Report

**Table 118: Item Number: 446610 1**

DESCRIPTOR	PROJECT INFORMATION
Item Number	446610 1
District	07
County	CITRUS
Roadway ID	
Type of Work	RAIL SAFETY PROJECT
Lanes Exist / Improved / Added	0 / 0 / 0
Project Length	0 MI
SIS or Non-SIS	*NON-SIS*
Project Description	NORTH G.W. CARVER ROAD @ RR CROSSING 622600V

**Table 120: Item Number: 257298 3**

DESCRIPTOR	PROJECT INFORMATION
Item Number	257298 3
District	07
County	HERNANDO
Roadway ID	08000050
Type of Work	ADD LANES & RECONSTRUCT
Lanes Exist / Improved / Added	2 / 2 / 2
Project Length	2.637 MI
SIS or Non-SIS	*NON-SIS*
Project Description	CR 578 (CO LINE RD) FROM E OF EAST RD TO SPRINGTIME ST

**Table 119: Funding Information for Item Number: 446610 1**

PHASE/AGENCY RESPONSIBLE	FUND CODE	2021
RAILROAD AND UTILITIES / MANAGED BY FDOT	RHH	\$122,669
<b>TOTAL</b>		<b>\$122,669</b>

Source: FDOT District 7 Office 10-21- 21 Obligations Report

**Table 121: Funding Information for Item Number: 257298 3**

PHASE/AGENCY RESPONSIBLE	FUND CODE	2021
PRELIMINARY ENGINEERING / MANAGED BY FDOT	SL	\$1,000
<b>TOTAL</b>		<b>\$1,000</b>

Source: FDOT District 7 Office 10-21- 21 Obligations Report



**Table 122: Item Number: 257298 5**

DESCRIPTOR	PROJECT INFORMATION
Item Number	257298 5
District	07
County	HERNANDO
Roadway ID	08000050
Type of Work	NEW ROAD CONSTRUCTION
Lanes Exist / Improved / Added	4 / 4 / 4
Project Length	1.492 MI
SIS or Non-SIS	*NON-SIS*
Project Description	CR 578 (CO LINE RD) FROM SUNCOAST PARKWAY TO US41 AT AYERS RD

**Table 124: Item Number: 257298 6**

DESCRIPTOR	PROJECT INFORMATION
Item Number	257298 6
District	07
County	HERNANDO
Roadway ID	08000050
Type of Work	INTERSECTION IMPROVEMENT
Lanes Exist / Improved / Added	2 / 2 / 0
Project Length	0.674 MI
SIS or Non-SIS	*NON-SIS*
Project Description	CR 578 @ MARINER INT FM SPRINGTIME STREET TO EAST OF MARINER BLVD

**Table 123: Funding for Item Number: 257298 5**

PHASE/AGENCY RESPONSIBLE	FUND CODE	2021
CONSTRUCTION / MANAGED BY FDOT	CM	-\$1,455
CONSTRUCTION / MANAGED BY FDOT	SA	\$2,071,992
CONSTRUCTION / MANAGED BY FDOT	SL	\$2,776,401
CONSTRUCTION / MANAGED BY FDOT	SU	-\$24,663
PRELIMINARY ENGINEERING / MANAGED BY FDOT	SA	\$106,710
<b>TOTAL</b>		<b>\$4,928,985</b>

Source: [FDOT District 7 Office 10-21- 21 Obligations Report](#)

**Table 125: Funding Information for Item Number: 257298 6**

PHASE/AGENCY RESPONSIBLE	FUND CODE	2021
CONSTRUCTION / MANAGED BY FDOT	SA	\$146,253
<b>TOTAL</b>		<b>\$146,253</b>

Source: [FDOT District 7 Office 10-21- 21 Obligations Report](#)

**Table 126: Item Number: 411011 4**

DESCRIPTOR	PROJECT INFORMATION
Item Number	411011 4
District	07
County	HERNANDO
Roadway ID	08150000
Type of Work	ADD LANES & RECONSTRUCT
Lanes Exist / Improved / Added	4 / 4 / 2
Project Length	2.986 MI
SIS or Non-SIS	*SIS*
Project Description	I-75 (SR 93) FM S OF US98/SR50/CORTEZ TO N OF US98/SR50/CORTEZ

**Table 128: Item Number: 411012 2**

DESCRIPTOR	PROJECT INFORMATION
Item Number	411012 2
District	07
County	HERNANDO
Roadway ID	08150000
Type of Work	ADD LANES & REHABILITATE PVMNT
Lanes Exist / Improved / Added	4 / 4 / 2
Project Length	3.271 MI
SIS or Non-SIS	*SIS*
Project Description	I-75 (SR 93) FROM N OF SR 50 TO HERNANDO/SUMTER CO/L

**Table 127: Funding Information for Item Number: 411011 4**

PHASE/AGENCY RESPONSIBLE	FUND CODE	2021
CONSTRUCTION / MANAGED BY FDOT	NHPP	-\$15,462
CONSTRUCTION / MANAGED BY FDOT	SA	\$9,376
<b>TOTAL</b>		<b>-\$6,086</b>

Source: [FDOT District 7 Office 10-21- 21 Obligations Report](#)

**Table 129: Funding Information for Item Number: 411012 2**

PHASE/AGENCY RESPONSIBLE	FUND CODE	2021
CONSTRUCTION / MANAGED BY FDOT	SA	\$160,332
CONSTRUCTION / MANAGED BY FDOT	SL	\$23,445
<b>TOTAL</b>		<b>\$183,777</b>

Source: [FDOT District 7 Office 10-21- 21 Obligations Report](#)

**Table 130: Item Number: 416732 3**

DESCRIPTOR	PROJECT INFORMATION
Item Number	416732 3
District	07
County	HERNANDO
Roadway ID	08070000
Type of Work	ADD LANES & REHABILITATE PVMNT
Lanes Exist / Improved / Added	4 / 4 / 2
Project Length	2.154 MI
SIS or Non-SIS	*SIS*
Project Description	SR 50 FROM E OF US 98/MCKETHAN RD TO E OF US 301

**Table 132: Item Number: 416732 4**

DESCRIPTOR	PROJECT INFORMATION
Item Number	416732 4
District	07
County	HERNANDO
Roadway ID	08070000
Type of Work	ADD LANES & REHABILITATE PVMNT
Lanes Exist / Improved / Added	5 / 5 / 2
Project Length	3.488 MI
SIS or Non-SIS	*SIS*
Project Description	SR 50 FM WINDMERE RD/BRONSON BL TO E OF US 98/MCKETHAN RD

**Table 131: Funding Information for Item Number: 416732 3**

PHASE/AGENCY RESPONSIBLE	FUND CODE	2021
CONSTRUCTION / MANAGED BY FDOT	NHPP	\$5,246,246
GRANTS AND MISCELLANEOUS / MANAGED BY FDOT	SA	-\$26,656
RIGHT OF WAY / MANAGED BY FDOT	SA	\$122,387
<b>TOTAL</b>		<b>\$5,341,977</b>

Source: FDOT District 7 Office 10-21- 21 Obligations Report

**Table 133: Funding Information for Item Number: 416732 4**

PHASE/AGENCY RESPONSIBLE	FUND CODE	2021
CONSTRUCTION / MANAGED BY FDOT	NHPP	\$26,091,980
<b>TOTAL</b>		<b>\$26,091,980</b>

Source: FDOT District 7 Office 10-21- 21 Obligations Report

**Table 134: Item Number: 416735 1**

DESCRIPTOR	PROJECT INFORMATION
Item Number	416735 1
District	07
County	HERNANDO
Roadway ID	08002000
Type of Work	ADD LANES & REHABILITATE PVMNT
Lanes Exist / Improved / Added	4 / 4 / 2
Project Length	2.557 MI
SIS or Non-SIS	*SIS*
Project Description	SR 50/CORTEZ BLVD FROM W OF BUCK HOPE RD TO W OF JEFFERSON STREET

**Table 136: Item Number: 430051 2**

DESCRIPTOR	PROJECT INFORMATION
Item Number	430051 2
District	07
County	HERNANDO
Roadway ID	08070000
Type of Work	ADD LANES & REHABILITATE PVMNT
Lanes Exist / Improved / Added	4 / 4 / 2
Project Length	0.355 MI
SIS or Non-SIS	*SIS*
Project Description	SR 50 FROM LOCKHART RD TO E OF REMINGTON RD

**Table 135: Funding Information for Item Number: 416735 1**

PHASE/AGENCY RESPONSIBLE	FUND CODE	2021
PRELIMINARY ENGINEERING / MANAGED BY FDOT	NHPP	\$480,601
PRELIMINARY ENGINEERING / MANAGED BY FDOT	SA	\$119,796
<b>TOTAL</b>		<b>\$600,397</b>

Source: [FDOT District 7 Office 10-21- 21 Obligations Report](#)

**Table 137: Funding Information for Item Number: 430051 2**

PHASE/AGENCY RESPONSIBLE	FUND CODE	2021
CONSTRUCTION / MANAGED BY FDOT	NHPP	\$1,353,746
CONSTRUCTION / MANAGED BY FDOT	SL	-\$275,713
<b>TOTAL</b>		<b>\$1,078,033</b>

Source: [FDOT District 7 Office 10-21- 21 Obligations Report](#)

**Table 138: Item Number: 433714 1**

DESCRIPTOR	PROJECT INFORMATION
Item Number	433714 1
District	07
County	HERNANDO
Roadway ID	08000043
Type of Work	SIDEWALK
Lanes Exist / Improved / Added	0 / 2 / 0
Project Length	0.689 MI
SIS or Non-SIS	*NON-SIS*
Project Description	LINDEN DR FROM CORONADO DR TO SPRING HILL DR

**Table 140: Item Number: 436708 1**

DESCRIPTOR	PROJECT INFORMATION
Item Number	436708 1
District	07
County	HERNANDO
Roadway ID	08000010
Type of Work	SIDEWALK
Lanes Exist / Improved / Added	0 / 2 / 0
Project Length	0.634 MI
SIS or Non-SIS	*NON-SIS*
Project Description	DELTONA BLVD FROM SPRING HILL DR TO BEGONIA ST

**Table 139: Funding Information for Item Number: 433714 1**

PHASE/AGENCY RESPONSIBLE	FUND CODE	2021
CONSTRUCTION / MANAGED BY FDOT	TALL	\$10,935
CONSTRUCTION / MANAGED BY HERNANDO COUNTY BOCC	TALL	\$338,573
CONSTRUCTION / MANAGED BY FDOT	TALT	\$1,856
CONSTRUCTION / MANAGED BY HERNANDO COUNTY BOCC	TALT	\$114,909
PRELIMINARY ENGINEERING / MANAGED BY FDOT	TALT	\$2,000
<b>TOTAL</b>		<b>\$468,273</b>

Source: FDOT District 7 Office 10-21- 21 Obligations Report

**Table 141: Funding Information for Item Number: 436708 1**

PHASE/AGENCY RESPONSIBLE	FUND CODE	2021
CONSTRUCTION / MANAGED BY HERNANDO COUNTY BOCC	TALL	-\$6,687
CONSTRUCTION / MANAGED BY FDOT	TALT	-\$13,644
CONSTRUCTION / MANAGED BY HERNANDO COUNTY BOCC	TALT	-\$7,444
<b>TOTAL</b>		<b>-\$27,775</b>

Source: FDOT District 7 Office 10-21- 21 Obligations Report

**Table 142: Item Number: 436709 1**

DESCRIPTOR	PROJECT INFORMATION
Item Number	436709 1
District	07
County	HERNANDO
Roadway ID	-
Type of Work	SIDEWALK
Lanes Exist / Improved / Added	0 / 0 / 0
Project Length	0 MI
SIS or Non-SIS	*NON-SIS*
Project Description	WESTSIDE ELEMENTARY - KENLAKE, APPLGATE, AIRMONT, TYLER, HALSTEAD

**Table 144: Item Number: 436710 1**

DESCRIPTOR	PROJECT INFORMATION
Item Number	436710 1
District	07
County	HERNANDO
Roadway ID	-
Type of Work	SIDEWALK
Lanes Exist / Improved / Added	0 / 0 / 0
Project Length	0 MI
SIS or Non-SIS	*NON-SIS*
Project Description	JD FLOYD ELEMENTARY SCHOOL - CORONADO DR, WHITEWOOD AVE, ALDORO AVE

**Table 143: Funding Information for Item Number: 436709 1**

PHASE/AGENCY RESPONSIBLE	FUND CODE	2021
CONSTRUCTION / MANAGED BY FDOT	TALT	-\$1,375
PRELIMINARY ENGINEERING / MANAGED BY FDOT	SR2T	-\$737
PRELIMINARY ENGINEERING / MANAGED BY HERNANDO COUNTY BOCC	SR2T	-\$28,213
<b>TOTAL</b>		<b>-\$30,325</b>

Source: [FDOT District 7 Office 10-21- 21 Obligations Report](#)

**Table 145: Funding Information for Item Number: 436710 1**

PHASE/AGENCY RESPONSIBLE	FUND CODE	2021
CONSTRUCTION / MANAGED BY FDOT	TALT	-\$12,452
CONSTRUCTION / MANAGED BY HERNANDO COUNTY BOCC	TALT	-\$7,821
<b>TOTAL</b>		<b>-\$20,273</b>

Source: [FDOT District 7 Office 10-21- 21 Obligations Report](#)

**Table 146: Item Number: 436712 1**

DESCRIPTOR	PROJECT INFORMATION
Item Number	436712 1
District	07
County	HERNANDO
Roadway ID	08000007
Type of Work	SIDEWALK
Lanes Exist / Improved / Added	0 / 2 / 0
Project Length	0.602 MI
SIS or Non-SIS	*NON-SIS*
Project Description	BROOKSVILLE ELEMENTARY - HOWELL AVE FROM CROOM RD TO US 41/BROAD ST

**Table 148: Item Number: 437484 1**

DESCRIPTOR	PROJECT INFORMATION
Item Number	437484 1
District	07
County	HERNANDO
Roadway ID	08900006
Type of Work	SIDEWALK
Lanes Exist / Improved / Added	0 / 2 / 0
Project Length	1.233 MI
SIS or Non-SIS	*NON-SIS*
Project Description	W LANDOVER BLVD FROM NORTHCLIFFE BLVD TO ELGIN BLVD

**Table 147: Funding Information for Item Number: 436712 1**

PHASE/AGENCY RESPONSIBLE	FUND CODE	2021
CONSTRUCTION / MANAGED BY FDOT	TALL	-\$1,375
PRELIMINARY ENGINEERING / MANAGED BY FDOT	SR2T	-\$260
PRELIMINARY ENGINEERING / MANAGED BY HERNANDO COUNTY BOCC	SR2T	-\$11,521
<b>TOTAL</b>		<b>-\$13,156</b>

Source: [FDOT District 7 Office 10-21- 21 Obligations Report](#)

**Table 149: Funding Information for Item Number: 437484 1**

PHASE/AGENCY RESPONSIBLE	FUND CODE	2021
PRELIMINARY ENGINEERING / MANAGED BY FDOT	TALT	\$1,000
PRELIMINARY ENGINEERING / MANAGED BY HERNANDO COUNTY BOCC	TALT	\$94,367
CONSTRUCTION / MANAGED BY FDOT	HSP	\$3,394,909
PRELIMINARY ENGINEERING / MANAGED BY FDOT	HSP	\$174,464
<b>TOTAL</b>		<b>\$3,664,740</b>

**Table 150: Item Number: 439508 1**

DESCRIPTOR	PROJECT INFORMATION
Item Number	439508 1
District	07
County	HERNANDO
Roadway ID	08000042
Type of Work	SIDEWALK
Lanes Exist / Improved / Added	0 / 2 / 0
Project Length	2.52 MI
SIS or Non-SIS	*NON-SIS*
Project Description	ELGIN BLVD FROM DELTONA BLVD TO MARINER BLVD

**Table 152: Item Number: 439509 1**

DESCRIPTOR	PROJECT INFORMATION
Item Number	439509 1
District	07
County	HERNANDO
Roadway ID	08000010
Type of Work	SIDEWALK
Lanes Exist / Improved / Added	0 / 2 / 0
Project Length	0.505 MI
SIS or Non-SIS	*NON-SIS*
Project Description	DELTONA BLVD FROM ELGIN BLVD TO SR 50 (CORTEZ BLVD)

**Table 151: Funding Information for Item Number: 439508 1**

PHASE/AGENCY RESPONSIBLE	FUND CODE	2021
PRELIMINARY ENGINEERING / MANAGED BY FDOT	TALT	\$2,000
<b>TOTAL</b>		<b>\$2,000</b>

Source: FDOT District 7 Office 10-21- 21 Obligations Report

**Table 153: Funding Information for Item Number: 439509 1**

PHASE/AGENCY RESPONSIBLE	FUND CODE	2021
PRELIMINARY ENGINEERING / MANAGED BY FDOT	TALT	\$3,850
<b>TOTAL</b>		<b>\$3,850</b>

Source: FDOT District 7 Office 10-21- 21 Obligations Report



**Table 154: Item Number: 441386 1**

DESCRIPTOR	PROJECT INFORMATION
Item Number	441386 1
District	07
County	HERNANDO
Roadway ID	08010000
Type of Work	RESURFACING
Lanes Exist / Improved / Added	6 / 6 / 0
Project Length	1.952 MI
SIS or Non-SIS	*NON-SIS*
Project Description	US 41/SR 45/BROAD ST FR N OF INGRAM ST TO OAKS MHP

**Table 156: Item Number: 447536 3**

DESCRIPTOR	PROJECT INFORMATION
Item Number	447536 3
District	07
County	HERNANDO
Roadway ID	08030000
Type of Work	ADD LANES & RECONSTRUCT
Lanes Exist / Improved / Added	2 / 2 / 2
Project Length	2.082 MI
SIS or Non-SIS	*NON-SIS*
Project Description	US 301 FROM PASCO COUNTY LINE TO SR 50/CORTEZ BLVD

**Table 155: Funding Information for Item Number: 441386 1**

PHASE/AGENCY RESPONSIBLE	FUND CODE	2021
CONSTRUCTION / MANAGED BY FDOT	NHPP	\$261,001
CONSTRUCTION / MANAGED BY FDOT	SL	\$2,286,228
<b>TOTAL</b>		<b>\$2,547,229</b>

Source: FDOT District 7 Office 10-21- 21 Obligations Report

**Table 157: Funding Information for Item Number: 447536 3**

PHASE/AGENCY RESPONSIBLE	FUND CODE	2021
PRELIMINARY ENGINEERING / MANAGED BY FDOT	GFSA	\$365,992
<b>TOTAL</b>		<b>\$365,992</b>

Source: FDOT District 7 Office 10-21- 21 Obligations Report

**MISCELLANEOUS**

**Table 158: Item Number: 437349 1**

DESCRIPTOR	PROJECT INFORMATION
Item Number	437349 1
District	07
County	CITRUS
Roadway ID	
Type of Work	BIKE PATH/TRAIL
Lanes Exist / Improved / Added	0 / 0 / 0
Project Length	
SIS or Non-SIS	*NON-SIS*
Project Description	WITHLACOOCHEE-DUNNELLON TRAIL CONNECTOR FM N END WITHLA. TO S END DUNN

**Table 160: Item Number: 436711 1**

DESCRIPTOR	PROJECT INFORMATION
Item Number	436711 1
District	07
County	HERNANDO
Roadway ID	
Type of Work	SIDEWALK
Lanes Exist / Improved / Added	0 / 0 / 0
Project Length	
SIS or Non-SIS	*NON-SIS*
Project Description	EXPLORER K8 SCHOOL VARIOUS LOCATIONS

**Table 159: Funding Information for Item Number: 437349 1**

PHASE/AGENCY RESPONSIBLE	FUND CODE	2021
CONSTRUCTION / MANAGED BY FDOT	SA	\$500
CONSTRUCTION / MANAGED BY FDOT	SN	\$407,547
<b>Total</b>		<b>\$408,047</b>

Source: FDOT District 7 Office 10-21-01 Obligations Report

**Table 161: Funding Information for Item Number: 436711 1**

PHASE/AGENCY RESPONSIBLE	FUND CODE	2021
CONSTRUCTION / MANAGED BY FDOT	SA	\$5,131
CONSTRUCTION / MANAGED BY HERNANDO COUNTY BOCC	SA	\$882,518
CONSTRUCTION / MANAGED BY FDOT	TALL	-\$890
<b>Total</b>		<b>\$886,759</b>

Source: FDOT District 7 Office 10-21- 21 Obligations Report

**Table 162: Item Number: 438747 5**

DESCRIPTOR	PROJECT INFORMATION
Item Number	438747 5
District	07
County	CITRUS
Roadway ID	
Type of Work	PLANNING MODELS/DATA UPDATE
Lanes Exist / Improved / Added	0 / 0 / 0
Project Length	
SIS or Non-SIS	*NON-SIS*
Project Description	CITRUS PLANNING MODEL STUDIES

**Table 164: Item Number: 438747 4**

DESCRIPTOR	PROJECT INFORMATION
Item Number	438747 4
District	07
County	HERNANDO
Roadway ID	
Type of Work	PLANNING MODELS/DATA UPDATE
Lanes Exist / Improved / Added	0 / 0 / 0
Project Length	
SIS or Non-SIS	*NON-SIS*
Project Description	HERNANDO PLANNING MODEL STUDIES

**Table 163: Funding Information for Item Number: 438747 5**

PHASE/AGENCY RESPONSIBLE	FUND CODE	2021
PRELIMINARY ENGINEERING / MANAGED BY FDOT	SN	\$12,500
<b>Total</b>		<b>\$12,500</b>

Source: FDOT District 7 Office 10-21- 21 Obligations Report

**Table 165: Funding Information for Item Number: 438747 4**

PHASE/AGENCY RESPONSIBLE	FUND CODE	2021
PRELIMINARY ENGINEERING / MANAGED BY FDOT	SL	\$12,500
<b>Total</b>		<b>\$12,500</b>

Source: FDOT District 7 Office 10-21- 21 Obligations Report

**Table 166: Item Number: 439335 2**

DESCRIPTOR	PROJECT INFORMATION
Item Number	439335 2
District	07
County	HERNANDO
Roadway ID	
Type of Work	TRANSPORTATION PLANNING
Lanes Exist / Improved / Added	0 / 0 / 0
Project Length	
SIS or Non-SIS	*NON-SIS*
Project Description	HERNANDO/CITRUS FY 2018/2019-2019/2020 UPWP

**Table 168: Item Number: 439335 3**

DESCRIPTOR	PROJECT INFORMATION
Item Number	439335 3
District	07
County	HERNANDO
Roadway ID	-
Type of Work	TRANSPORTATION PLANNING
Lanes Exist / Improved / Added	0 / 0 / 0
Project Length	
SIS or Non-SIS	*NON-SIS*
Project Description	HERNANDO/CITRUS FY 2020/2021-2021/2022 UPWP

**Table 167: Funding Information for Item Number: 439335 2**

PHASE/AGENCY RESPONSIBLE	FUND CODE	2021
PRELIMINARY ENGINEERING / RESPONSIBLE AGENCY NOT AVAILABLE	PL	-\$826,639
<b>Total</b>		<b>-\$826,639</b>

**Table 169: Funding Information for Item Number: 439335 3**

PHASE/AGENCY RESPONSIBLE	FUND CODE	2021
PRELIMINARY ENGINEERING / MANAGED BY HERNANDO COUNTY MPO	PL	\$502,824
<b>Total</b>		<b>\$502,824</b>

Source: FDOT District 7 Office 10-21- 21 Obligations Report

## PLANNING

**Table 170: Item Number: 438747 5**

DESCRIPTOR	PROJECT INFORMATION
Item Number	438747 5
District	07
County	CITRUS
Roadway ID	-
Type of Work	PLANNING MODELS/DATA UPDATE
Lanes Exist / Improved / Added	0 / 0 / 0
Project Length	0
SIS or Non-SIS	*NON-SIS*
Project Description	CITRUS PLANNING MODEL STUDIES

**Table 172: Item Number: 438747 4**

DESCRIPTOR	PROJECT INFORMATION
Item Number	438747 4
District	07
County	HERNANDO
Roadway ID	-
Type of Work	PLANNING MODELS/DATA UPDATE
Lanes Exist / Improved / Added	0 / 0 / 0
Project Length	0
SIS or Non-SIS	*NON-SIS*
Project Description	HERNANDO PLANNING MODEL STUDIES

**Table 171: Funding Information for Item Number: 438747 5**

PHASE/AGENCY RESPONSIBLE	FUND CODE	2021
PRELIMINARY ENGINEERING / MANAGED BY FDOT	SN	\$12,500
<b>Total</b>		<b>\$12,500</b>

Source: FDOT District 7 Office 10-21-21 Obligations Report

**Table 173: Funding Information for Item number: 438747 4**

PHASE/AGENCY RESPONSIBLE	FUND CODE	2021
PRELIMINARY ENGINEERING / MANAGED BY FDOT	SL	\$12,500
<b>Total</b>		<b>\$12,500</b>

Source: FDOT District 7 Office 10-21-21 Obligations Report

**Table 174: Item Number: 439335 2**

DESCRIPTOR	PROJECT INFORMATION
Item Number	439335 2
District	07
County	HERNANDO
Roadway ID	-
Type of Work	TRANSPORTATION PLANNING
Lanes Exist / Improved / Added	0 / 0 / 0
Project Length	0
SIS or Non-SIS	*NON-SIS*
Project Description	HERNANDO/CITRUS FY 2018/2019-2019/2020 UPWP

**Table 176: Item Number: 439335 3**

DESCRIPTOR	PROJECT INFORMATION
Item Number	439335 3
District	07
County	HERNANDO
Roadway ID	-
Type of Work	TRANSPORTATION PLANNING
Lanes Exist / Improved / Added	0 / 0 / 0
Project Length	0
SIS or Non-SIS	*NON-SIS*
Project Description	HERNANDO/CITRUS FY 2020/2021-2021/2022 UPWP

**Table 175: Funding Information for Item number: 439335 2**

PHASE/AGENCY RESPONSIBLE	FUND CODE	2021
PRELIMINARY ENGINEERING / RESPONSIBLE AGENCY NOT AVAILABLE	PL	-\$826,639
<b>Total</b>		<b>-\$826,639</b>

Source: FDOT District 7 Office 10-21-21 Obligations Report

**Table 177: Funding Information for Item number: 439335 3**

PHASE/AGENCY RESPONSIBLE	FUND CODE	2021
PRELIMINARY ENGINEERING / MANAGED BY HERNANDO COUNTY MPO	PL	\$502,824
<b>Total</b>		<b>\$502,824</b>

Source: FDOT District 7 Office 10-21- 21 Obligations Report

**Table 178: 2021 Annual Obligated Funds, FDOT District 07 Hernando/Citrus MPO**

Group	Total 2021 \$
Highways	\$61,238,776
Miscellaneous	\$995,991
Planning	-\$298,815
<b>FDOT District 7 Total</b>	<b>\$61,935,952</b>

Source: FDOT District 7 Office 10-21- 21 Obligations Report



## APPENDIX G: LOCAL AGENCY CAPITAL IMPROVEMENT PROGRAMS

### HERNANDO COUNTY CAPITAL IMPROVEMENT PROGRAM

The tables in this document are formatted for ADA compliance and appear different to the tables produced by Hernando County. The numbers for the projects have not been changed, only the format.

**Table 179: Hernando County Capacity CIP Projects, by Project Number FY 2022-2027**

PRJ NO	PROJECT	NOTES	FY22	FY23	FY24	FY25	FY26	FY27	FY 2023-27
100380	Barclay Ave Multilaning	R/W (SR50 to Lucky)	\$1,200,000						\$0
100380	Barclay Ave Multilaning	Design Update (Powell to N San An)	\$100,000						\$0
100380	Barclay Ave Multilaning	R/W (Powell to N San An) On -hold		\$750,000					\$750,000
100380	Barclay Ave Multilaning (Powell to N San An)	Construction		\$6,600,000					\$6,600,000
100380	Barclay Ave Multilaning (SR50 to Lucky)	Construction		\$1,480,000					\$1,480,000
100380	Barclay Ave Multilaning (San Antonio to Lucky)	Design (San Antonio to Lucky)			\$520,000				\$520,000
100380	Barclay Ave Multilaning	Land Acquisition (San Antonio to Lucky)				\$1,250,000			\$1,250,000
100380	Barclay Ave Multilaning	Land Acquisition (San Antonio to Lucky)					\$1,250,000		\$1,250,000
100380	Barclay Ave Multilaning	Land Acquisition (San Antonio to Lucky)						\$1,250,000	\$1,250,000
105840	SR50 Frontage Rd W of Mariner (Kadri to Evergreen)	Land Acquisition		\$530,000					\$530,000
105840	SR50 Frontage Rd W of Mariner (Kadri to Evergreen)	Construction			\$423,500				\$423,500
105900	Coastal Way Intersection Imp	Acquisition (anticipated land swap)							\$0
105900	Coastal Way Intersection Imp	Construction		\$650,000					\$650,000
105930	Star Rd Imp	Land Acquisition				\$250,000			\$250,000
105930	Star Rd Imp	Land Acquisition					\$250,000		\$250,000
105930	Star Rd Imp	Land Acquisition						\$250,000	\$250,000
105940	Weeping Willow Rd Imp	Land Acquisition				\$250,000			\$250,000

PRJ NO	PROJECT	NOTES	FY22	FY23	FY24	FY25	FY26	FY27	FY 2023-27
105940	Weeping Willow Rd Imp	Land Acquisition					\$250,000		\$250,000
105940	Weeping Willow Rd Imp	Land Acquisition						\$250,000	\$250,000
109900	Mariner W Frontage Rd (Evergreen Woods to Mariner)	Design		\$129,000					\$129,000
109900	Mariner W Frontage Rd (Evergreen Woods to Mariner)	Land Acquisition		\$345,000					\$345,000
109900	Mariner W Frontage Rd (Evergreen Woods to Mariner)	Construction			\$577,500				\$577,500
111817	Anderson Snow/Corp Rdwy Signal Impr	Design	\$650,000						\$0
111956	Westside Elementary School Road Imp	Design/Construction		\$250,000					\$250,000
		<b>Total</b>	<b>\$1,950,000</b>	<b>\$10,734,000</b>	<b>\$1,521,000</b>	<b>\$1,750,000</b>	<b>\$1,750,000</b>	<b>\$1,750,000</b>	<b>\$17,505,000</b>

Source: Hernando County Engineering Department May 2022

**Table 180: Hernando County CIP Capital Other Projects by Project Number FY 2022-2027**

PRJ NO	PROJECT	NOTES	FY22	FY23	FY24	FY25	FY26	FY27	FY 2023-27
105310	DPW Building Security	Construction	\$250,000						\$0
111810	Petit Lane Realignment ( <i>bid w/Calienta project</i> )	Construction		\$75,000					\$75,000
111827	Lark Av Culvert Slip Lining	Design/Construction	\$80,000						\$0
111828	Emerson Rd Culvert Slip Lining	Design/Construction	\$60,000						\$0
111829	Imogene Ln Culvert Slip Lining	Design/Construction	\$85,000						\$0
111892	Emerson Road Paving & Shoulder Improvements	Design			\$100,000				\$100,000
111893	Hayman Road Safety Upgrade	Design		\$18,000					\$18,000
111955	Weeki Wachee High School Road Imp	Design/Construction		\$4,000,000					\$4,000,000
		<b>Total</b>	<b>\$475,000</b>	<b>\$4,093,000</b>	<b>\$100,000</b>	<b>\$0</b>	<b>\$0</b>	<b>\$0</b>	<b>\$4,193,000</b>

Source: Hernando County Engineering Department May 2022



**Table 181: Hernando County CIP Grant Projects by Project Number FY 2022-2027**

PRJ NO	PROJECT	NOTES	FY22	FY23	FY24	FY25	FY26	FY27	FY 2023-27
110020	W Landover SW LAP (Northcliffe to Elgin)	Construction		\$682,147					\$682,147
110030	S Linden SW LAP (Spring Hill to County Line)	Design	\$92,610						\$0
110030	S Linden SW LAP (Spring Hill to County Line)	Construction			\$774,840				\$774,840
110040	Elgin Blvd SW LAP (Deltona to Mariner)	Construction	\$917,230						\$0
111140	Calienta Stormwater/Rdwy Imp (RESTORE)	Construction		\$2,400,000					\$2,400,000
111150	Cyril Bypass Rdwy	Construction	\$1,728,550						\$0
111260	Lake Townson Boat Ramp Improvements	Construction		\$550,000					\$550,000
111270	Eastside Elem LAP (Raley from SR 50 to Roper)	Design	\$238,996						\$0
111270	Eastside Elem LAP (Raley from SR 50 to Roper)	Construction			\$266,860				\$266,860
111280	Freeport/Fox Chapel MS LAP (Freeport from Deltona to Nr	Design	\$269,555						\$0
111280	Fox Chapel MS LAP (Freeport from Dltna to Nrthclf)	Construction			\$539,460				\$539,460
111670	Fort Dade (Cobb-Ponce DeLeon)	Construction	\$157,679						\$0
111670	Fort Dade (Cobb-Ponce DeLeon)	Construction	\$437,037						\$0
111816	Ridge Manor (Umbrella/Top/Tombstone/Kedrone/Facul	Construction		\$708,758					\$708,758
111817	Anderson Snow/Corp Rdwy Inters Improv	Construction		\$1,923,975					\$1,923,975
111817	Anderson Snow/Corp Rdwy Inters Improv	Construction		\$5,246,925					\$5,246,925
111822	Artificial Reef Program	Construction & Monitoring				\$1,000,000			\$1,000,000
111822	Artificial Reef Program	Construction & Monitoring					\$500,000		\$500,000
111822	Artificial Reef Program	Construction & Monitoring	\$80,605					\$500,000	\$500,000
111892	Emerson Road Paving & Shoulder Improvements	Construction				\$250,000			\$250,000
111892	Emerson Road Paving & Shoulder Improvements	Construction				\$1,050,000			\$1,050,000
111893	Hayman Road Safety Upgrade	Construction			\$102,000				\$102,000
111893	Hayman Road Safety Upgrade	Construction			\$365,000				\$365,000
	Culbreath Road Resurfacing (Powell to Cty Line; 4.2 mi)	Construction		\$593,495					\$593,495
	Culbreath Road Resurfacing (Powell to Cty Line; 4.2 mi)	Construction		\$1,330,460					\$1,330,460
		<b>Total</b>	<b>\$3,922,262</b>	<b>\$13,435,760</b>	<b>\$2,048,160</b>	<b>\$2,300,000</b>	<b>\$500,000</b>	<b>\$500,000</b>	<b>\$18,783,920</b>

Source: Hernando County Engineering Department May 2022

**Table 182: Hernando County CIP MSBU Projects by Project Number FY 2022-2027**

PRJ NO	PROJECT	NOTES	FY22	FY23	FY24	FY25	FY26	FY27	FY 2023-27
111940	Milgate Court	Design/Construction	\$114,000						\$0
111945	Warbler Road	Construction	\$160,000						\$0
201969	Blackberry Court	Construction	\$40,000						\$0
TBD	TBD	Design/Construction		\$1,000,000	\$1,000,000	\$1,000,000	\$1,000,000	\$1,000,000	\$5,000,000
		<b>Total</b>	<b>\$314,000</b>	<b>\$1,000,000</b>	<b>\$1,000,000</b>	<b>\$1,000,000</b>	<b>\$1,000,000</b>	<b>\$1,000,000</b>	<b>\$5,000,000</b>

Source: Hernando County Engineering Department May 2022

**Table 183: Hernando County CIP Pavement Management - Collector Projects by Project Number FY 2022-2027**

PRJ NO	PROJECT	NOTES	FY22	FY23	FY24	FY25	FY26	FY27	FY 2023-27
108240	MLK Blvd	Design/Construction				\$475,000			\$475,000
108290	Culbreath Rd (Powell to Pasco)	Design		\$500,000					\$500,000
108290	Culbreath Rd (Powell to Pasco)	Construction		\$2,200,000					\$2,200,000
109750	Cobb Rd (SR50 to Ponce DeLeon/US98)	Design	\$150,000						\$0
109750	Cobb Rd (Fort Dade to Ponce DeLeon)	Construction		\$2,800,000					\$2,800,000
109780	Croom Rd (US41 to Jacobson)	Construction (Safety Edge only)		\$300,000					\$300,000
109790	Thrasher Ave (US19-Mellon)	Design/Construction				\$650,000			\$650,000
109800	Thrasher Ave (Mellon to Pomp)	Design/Construction				\$650,000			\$650,000
109880	Croom Rd (Jacobson-Withrow)	Design/Construction		\$1,200,000					\$1,200,000
109910	Lake Lindsey Resurface Phase 4	Design		\$154,000					\$154,000
109910	Lake Lindsey Resurface Phase 4	Construction			\$1,386,000				\$1,386,000
111650	Fort Dade (Citrus Way-Cobb)	Design		\$50,000					\$50,000
111650	Fort Dade (Citrus Way-Cobb)	Construction			\$1,200,000				\$1,200,000
111690	Grove Road (SR50-Ken Austin Pkw/pvmt end)	Design			\$250,000				\$250,000
111690	Grove Road (SR50-Ken Austin Pkw/pvmt end)	Construction				\$1,250,000			\$1,250,000
111700	Powell Road (US41-Emerson)	Design			\$250,000				\$250,000
111700	Powell Road (US41-Emerson)	Design				\$1,650,000			\$1,650,000
111710	Sunshine Grove (Hexam-Centralia)	Design/Construction			\$1,200,000				\$1,200,000

PRJ NO	PROJECT	NOTES	FY22	FY23	FY24	FY25	FY26	FY27	FY 2023-27
111946	Powell Road (California to Suncoast Pkwy)	Design/Construction		\$575,000					\$575,000
111947	Landover Blvd Phase 1 (Mariner N to Elgin)	Design/Construction		\$800,000					\$800,000
111948	Landover Blvd Phase 2 (Elgin to Mariner S)	Design/Construction			\$1,200,000				\$1,200,000
111949	Landover Blvd Phase 3 (Mariner S - Northcliff)	Design/Construction				\$500,000			\$500,000
111951	Spring Hill Drive Phase 1 (US19 to Deltona)	Design			\$230,000				\$230,000
111951	Spring Hill Drive Phase 1 (US19 to Deltona)	Construction			\$2,070,000				\$2,070,000
111952	Spring Hill Drive Phase 2 (Deltona to Mariner)	Design				\$230,000			\$230,000
111952	Spring Hill Drive Phase 2 (Deltona to Mariner)	Construction				\$2,070,000			\$2,070,000
111953	Spring Hill Drive Phase 3 (Mariner to E Linden)	Design					\$230,000		\$230,000
111953	Spring Hill Drive Phase 3 (Mariner to E Linden)	Construction					\$2,070,000		\$2,070,000
111954	Spring Hill Drive Phase 4 (E Linden to Barclay)	Design						\$230,000	\$230,000
111954	Spring Hill Drive Phase 4 (E Linden to Barclay)	Construction						\$2,070,000	\$2,070,000
TBD	Spring Hill Drive Phase 5 (Barclay to California)	Design							\$0
TBD	Spring Hill Drive Phase 5 (Barclay to California)	Construction							\$0
TBD	Spring Hill Drive Phase 6 (California to US41/Broad)	Design							\$0
TBD	Spring Hill Drive Phase 6 (California to US41/Broad)	Construction							\$0
		<b>Total</b>	<b>\$150,000</b>	<b>\$8,579,000</b>	<b>\$7,786,000</b>	<b>\$7,475,000</b>	<b>\$2,300,000</b>	<b>\$2,300,000</b>	<b>\$28,440,000</b>

Source: Hernando County Engineering Department May 2022

**Table 184: Hernando County CIP Pavement Management - Residential Projects by Project Number FY 2022-2027**

PRJ NO	PROJECT	NOTES	FY22	FY23	FY24	FY25	FY26	FY27	FY 2023-27
108380	Endsley Rd	Design/Construction	\$577,500						\$0
108410	Redfox Ln	Design/Construction				\$135,000			\$135,000
108420	Lambeth Rd	Design/Construction	\$145,000						\$0
108440	Hope Hill Rd	Design/Construction	\$320,000						\$0
109710	Ranchette Rd	Design/Construction	\$196,000						\$0
109720	Cassandra Way	Design/Construction	\$115,000						\$0

PRJ NO	PROJECT	NOTES	FY22	FY23	FY24	FY25	FY26	FY27	FY 2023-27
109730	Pocahontas Dr	Design/Construction	\$54,400						\$0
109740	Cimarron Way	Design/Construction	\$38,000						\$0
109760	Garden Grove	Design/Construction		\$630,000					\$630,000
109770	Spring Hill Area 4B	Design/Construction		\$1,300,000					\$1,300,000
111720	Lakewood Area	Design/Construction			\$1,800,000				\$1,800,000
111730	Spring Hill Area 4C	Design/Construction			\$2,500,000				\$2,500,000
111890	Wildflower Drive	Design/Construction				\$81,000			\$81,000
111891	Country Oak Drive	Design/Construction				\$116,000			\$116,000
		<b>Total</b>	<b>\$1,445,900</b>	<b>\$1,930,000</b>	<b>\$4,300,000</b>	<b>\$332,000</b>	<b>\$0</b>	<b>\$0</b>	<b>\$6,562,000</b>

Source: Hernando County Engineering Department May 2022

**Table 185: Hernando County CIP Signal System Projects by Project Number FY 2022-2027**

PRJ NO	PROJECT	NOTES	FY22	FY23	FY24	FY25	FY26	FY27	FY 2023-27
106020	Fiber Optic-SR50 (Wiscon-Cobb)	Design/Construction			\$598,380				\$598380
106040	Fiber Optic-Northcliffe (Deltona-Explorer)	Design		\$152,000					\$152000
106040	Fiber Optic-Northcliffe (Deltona-Explorer)	Construction			\$823,000				\$823000
109840	Fiber Optic-Spring Hill Dr(Mariner-Coronado)	Design		\$31,000					\$31000
109840	Fiber Optic-Spring Hill Dr(Mariner-Coronado)	Construction		\$107,000					\$107000
109860	Mariner @ Landover S Signal Upgrade	Design		\$125,000					\$125000
109860	Mariner @ Landover S Signal Upgrade	Construction		\$495,000					\$495000
109870	Elgin @ Mariner Signage/Markings Upgrade	Construction		\$80,000					\$80000
109890	SZ-Challenger K-8	Construction	\$78,060						\$0
109890	SZ-Deltona ES	Construction	\$24,920						\$0
109890	SZ-DS Parrott MS	Construction	\$19,170						\$0
109890	SZ-Eastside ES	Construction	\$28,830						\$0
110180	SZ-Spring Hill ES	Construction	\$152,360						\$0
110190	SZ-Brooksville ES/HHS	Construction	\$127,630						\$0
110200	SZ-Chocachatti/Nature Coast (Const w/Powell #NEW	Construction		\$87,333					\$87333
110210	SZ-Pine Grv/WHMS/CHS	Construction	\$65,310						\$0

PRJ NO	PROJECT	NOTES	FY22	FY23	FY24	FY25	FY26	FY27	FY 2023-27
110220	SZ-Explorer K-8	Construction	\$209,820						\$0
110230	SZ-Fox Chapel MS LAP (Freeport from Dltna to Nrthclf)	Construction	\$59,300						\$0
110240	SZ-Springstead HS	Construction	\$99,590						\$0
110250	SZ-Suncoast ES	Construction	\$25,750						\$0
110250	SZ-Westside ES	Construction	\$22,890						\$0
110250	SZ-Winding Waters K-8/Weeki Wachee HS	Construction	\$40,480						\$0
110260	SZ-JD Floyd ES	Construction	\$80,370						\$0
110260	SZ-Moton ES	Construction	\$19,220						\$0
111809	Evergreen Woods @ SR50 Signalization Improv	Construction	\$1,000,000						\$0
111889	SR50 @ Cortez Oaks Signal Relocation	Construction	\$1,435,000						\$0
111932	SZ-Powell MS	Construction	\$184,500						\$0
111950	County Line @ Linden Signalization	Design/Construction		\$750,000					\$750000
500107	Traffic Signal Timing - Spring Hill Dr (Waterfall-US19)	Contract		\$50,000					\$50000
500111	Traffic Signal Timing - Elgin (Barclay to Mariner)	Contract		\$40,000					\$40000
		<b>Total</b>	<b>\$3673200</b>	<b>\$1917333</b>	<b>\$1421380</b>	<b>\$0</b>	<b>\$0</b>	<b>\$0</b>	<b>\$3338713</b>

Source: Hernando County Engineering Department May 2022

**Table 186: Hernando County CIP Stormwater Projects by Project Number FY 2022-2027**

PRJ NO	PROJECT	NOTES	FY22	FY23	FY24	FY25	FY26	FY27	FY 2023-27
106220	South Brooksville BMP-2 Drainage Improvements	Design		\$100,000					\$100,000
106220	South Brooksville BMP-2 Drainage Improvements	Construction			\$1,000,000				\$1,000,000
108510	Culbreath Rd@ Carr Creek Flood Imp	Acquisition	\$100,000						\$0
108510	Culbreath Rd@ Carr Creek Flood Imp	Construction		\$2,500,000					\$2,500,000
109520	WW Springs BMP-Kirkwood Ave Stormwater Retrofit	Construction PH 2	\$152,380						\$0
109550	WW Springs BMP-Geranium Ave Stormwater Retrofit	Construction PH 2	\$337,030						\$0
109570	WW Springs BMP-Northcliffe Blvd Stormwater Retrofit	Construction PH 2	\$214,230						\$0
109590	Coronado/Little Farms Stormwater Retrofit	Construction	\$200,000						\$0
109850	Cobblestone @ Spring Hill Drainage Improv	Design		\$63,000					\$63,000
109850	Cobblestone @ Spring Hill Drainage Improv	Construction			\$500,000				\$500,000

PRJ NO	PROJECT	NOTES	FY22	FY23	FY24	FY25	FY26	FY27	FY 2023-27
110080	Powell Rd Stormwater Improvements	Construction		\$100,000					\$100,000
111140	Calienta Stormwater/Rdwy Imp	Acquisition	\$75,000						\$0
111812	Lehigh Avenue Drainage Improvements	Design		\$20,000					\$20,000
111812	Lehigh Avenue Drainage Improvements	Acquisition		\$250,000					\$250,000
111812	Lehigh Avenue Drainage Improvements	Construction			\$200,000				\$200,000
111813	Peck Sink Drainage Improvements Phase I	Construction			\$400,000				\$400,000
111814	Peck Sink Drainage Improvements Phase II	Design		\$100,000					\$100,000
111814	Peck Sink Drainage Improvements Phase II	Construction			\$1,100,000				\$1,100,000
111939	Highpoint Gardens Drainage Improvements	Demolition	\$25,000						\$0
		<b>Total</b>	<b>\$1,103,640</b>	<b>\$3,133,000</b>	<b>\$3,200,000</b>	<b>\$0</b>	<b>\$0</b>	<b>\$0</b>	<b>\$6,333,000</b>

Source: Hernando County Engineering Department May 2022

**Table 187: Hernando County CIP Surface Treatment Projects by Project Number FY 2022-2027**

PRJ NO	PROJECT	NOTES	FY22	FY23	FY24	FY25	FY26	FY27	FY 2023-27
110850	English Sparrow	Design/Construction	\$382,500						\$0
110930	Eskimo Curlew	Design/Construction	\$196,860						\$0
110950	Nodoc	Design/Construction		\$340,000					\$340,000
110960	Glenchester	Design/Construction		\$629,000					\$629,000
110970	Emerald	Design/Construction		\$303,450					\$303,450
110980	Chimney Rock	Design/Construction		\$535,500					\$535,500
110990	Benes Roush	Design/Construction		\$330,225					\$330,225
111000	Arbor	Design/Construction		\$250,750					\$250,750
111010	San Antonio	Design/Construction			\$340,000				\$340,000
111816	Ridge Manor (Umbrella/Top / Tombstone / Kedrone / Faculty)	Design	\$18,000						\$0
		<b>Total</b>	<b>\$597,360</b>	<b>\$2,388,925</b>	<b>\$340,000</b>	<b>\$0</b>	<b>\$0</b>	<b>\$0</b>	<b>\$2,728,925</b>

Source: Hernando County Engineering Department May 2022

**CITRUS COUNTY CAPITAL IMPROVEMENT PROGRAM FY 2023-2027**

**Table 188: Citrus County CIP Funding Sources**

FUNDING SOURCE	FY 22/23	FY 23/24	FY 24/25	FY 25/26	FY 26/27	TOTALS
Gas Taxes	\$12,731,199	\$12,074,474	\$13,401,601	\$11,865,195	\$9,806,665	\$59,879,134
Impact Fees	\$500,000	-	-	-	-	\$500,000
Grants	\$1,459,284	\$1,670,945	\$3,000,000	\$1,222,702	\$3,100,000	\$10,452,931
Loan	-	-	-	-	-	-
Other	-	-	-	-	-	-
<b>TOTAL</b>	<b>\$14,690,483</b>	<b>\$13,745,419</b>	<b>\$16,401,601</b>	<b>\$13,087,897</b>	<b>\$12,906,665</b>	<b>\$70,832,065</b>

Source: Citrus County Engineering Department April 2022

**Table 189: Citrus County Expenditures**

EXPENDITURES	FY 22/23	FY 23/24	FY 24/25	FY 25/26	FY 26/27	TOTALS
Planning/Design	\$130,000	-	\$165,000	-	-	\$295,000
Land	-	-	\$60,000	-	-	\$60,000
Construction	\$9,766,283	\$8,950,719	\$11,380,001	\$8,293,297	\$11,046,665	\$49,436,965
Equipment	-	-	-	-	-	-
Debt Service	\$2,934,200	\$2,934,700	\$2,936,600	\$2,934,600		\$11,740,100
Other	\$1,860,000	\$1,860,000	\$1,860,000	\$1,860,000	\$1,860,000	\$9,300,000
<b>TOTAL</b>	<b>\$14,690,483</b>	<b>\$13,745,419</b>	<b>\$16,401,601</b>	<b>\$13,087,897</b>	<b>\$12,906,665</b>	<b>\$70,832,065</b>

Source: Citrus County Engineering Department April 2022

**Table 190: Citrus County Capital Improvement Projects**

PROJECT	FY 22/23	FY 23/24	FY 24/25	FY 25/26	FY 26/27	Totals
Annual Road Resurfacing Program	\$6,000,000	\$6,000,000	\$6,000,000	\$6,000,000	\$6,000,000	\$30,000,000
Bridge Repair Program	\$50,000	\$50,000	\$50,000	\$50,000	\$50,000	\$250,000
Re-Marking/Striping Existing County Roads	\$300,000	\$300,000	\$300,000	\$300,000	\$300,000	\$1,500,000
Intersection Improvements	\$50,000	\$50,000	\$50,000	\$50,000	\$50,000	\$250,000
Gas Tax Funding - Road Maintenance	\$1,700,000	\$1,700,000	\$1,700,000	\$1,700,000	\$1,700,000	\$8,500,000
2015 Transportation Bonds	\$733,700	\$735,100	\$735,700	\$735,500	-	\$2,940,000

PROJECT	FY 22/23	FY 23/24	FY 24/25	FY 25/26	FY 26/27	Totals
Gas Tax Funding - Transit Operations	\$160,000	\$160,000	\$160,000	\$160,000	\$160,000	\$800,000
CR 491 Next Phase Road Widening	-	-	-	-	-	-
W. Yulee Dr. - Resurfacing - SCOP	-	-	-	-	-	-
E. Withlacoochee Trail - Resurfacing - SCOP	-	-	-	-	-	-
E Turner Camp Rd - Resurfacing - SCOP	-	-	-	-	-	-
E. Trails End Rd Resurfacing SCOP	\$849,508	-	-	-	-	\$849,508
E. Withlacoochee Trail - Resurfacing - SCOP	\$1,290,775	-	-	-	-	\$1,290,775
N. Dunkenfield Ave - Resurfacing - SCOP	-	\$2,450,719	-	-	-	\$2,450,719
W. Mustang Blvd. -Resurfacing -SCOP	-	-	\$712,990	-	-	\$712,990
N. Deltona Blvd - Resurfacing - SCOP	-	-	\$508,561	-	-	\$508,561
E. Turner Camp Rd. – Resurfacing - SCOP	-	-	\$3,178,450	-	-	\$3,178,450
CR 491 & Hampshire Blvd Turn Lanes	-	-	\$705,000	-	-	\$705,000
Turner Camp Road Guardrail Replacement	-	-	-	-	-	-
Stovall Building - Additional Parking	\$500,000	-	-	-	-	\$500,000
S. Apopka - Pavement Marking	-	-	-	-	-	-
2020 Transportation Bonds	\$2,200,500	\$2,199,600	\$2,200,900	\$2,199,100	-	\$8,800,100
S. Apopka Ave. - Resurfacing - SCOP	-	-	-	\$1,793,297	-	\$1,793,297
Path & Sidewalk Facility / Improvement	\$100,000	\$100,000	\$100,000	\$100,000	\$100,000	\$500,000
Ft. Island Trail - Dixie Shores Guardrail Replacement	\$386,000	-	-	-	-	\$386,000
CR 470 - Resurfacing - SCOP	-	-	-	-	\$4,546,665	\$4,546,665
C.C. Detention Facility - Resurface Parking Areas	\$200,000	-	-	-	-	\$200,000
Hernando Beach Boat/Park Resurface	\$110,000	-	-	-	-	\$110,000
Engineering Services	\$60,000	-	-	-	-	\$60,000
<b>Total</b>	<b>\$14,690,483</b>	<b>\$13,745,419</b>	<b>\$16,401,601</b>	<b>\$13,087,897</b>	<b>\$12,906,665</b>	<b>\$70,832,065</b>

Source: Citrus County Engineering Department April 2022



**CITY OF BROOKSVILLE CAPITAL IMPROVEMENTS PROGRAM FY 2023-2027**

**Table 191: City of Brooksville Development/CRA Capital Improvement Projects FY2022-2026 & Unscheduled**

PROJECT NUMBER	PROJECT	STATUS	FUNDING SOURCE	2022/2023	2023/2024	2024/2025	2025/2026	UNSCHEDULED
615-01	ADA Assessment/Pedestrian Access Study		Tax Increment	\$10,000	\$0	\$0	\$0	\$0
615-02	Commercial Exterior Grants & Downtown Beautiful Program	On Going	Tax Increment	\$60,000	\$60,000	\$60,000	\$60,000	\$0
615-03	2nd Phase Streetscap/Traffic Calming Improvements		FDOT/ Tax Increment	\$0	\$0	\$0	\$0	\$150,000
615-04	Bike Facilities and Connection to Good Nieghbor Trailhead		Tax Increment	\$10,000	\$10,000	\$0	\$0	\$0
615-05	Parking Improvement Plan		Tax Increment	\$0	\$20,000	\$0	\$0	\$0
615-06	Brownfields Grant	Started	EPA Award (\$300,000)	\$0	\$0	\$0	\$0	\$0
615-07	Pick Up Truck (Code Enforcement)	Started	General Fund	\$0	\$0	\$0	\$0	\$0
	Infrastructure Systems Repair & Replacement (Streets, Sewer, Water, Fire Protection, and Electric		Tax Increment					
	Stormwater Enhacement (Repair & Replacement)		Tax Increment					
	Preparation & Publication of RFQ/RFP Revising & Adoption 2013 CRA Plan		Tax Increment					
	<b>Development/CRA Totals</b>			<b>\$80,000</b>	<b>\$90,000</b>	<b>\$60,000</b>	<b>\$60,000</b>	<b>\$150,000</b>

**Table 192: City of Brooksville Streets and Drainage Capital Improvement Projects FY2022-2026 & Unscheduled**

PROJECT NUMBER	PROJECT	STATUS	FUNDING SOURCE	2022/2023	2023/2024	2024/2025	2025/2026	UNSCHEDULED
019-01	East Avenue Drainage		Funds 107 and 108	\$0	\$0	\$0	\$0	\$0
019-02	North Avenue Sidewalk		Local Option Gas Tax/Grants	\$290,000	\$0	\$0	\$0	\$0
019-03	Milling/Resurface Program	On Going	Funds 107 and 108	\$615,000	\$615,000	\$615,000	\$615,000	\$0
019-08	Spider Excavator		Funds 107 and 108	\$300,000	\$0	\$0	\$0	\$0
019-09	Tractor with Mounted Boom Mower		Funds 107 and 108	\$100,000	\$0	\$0	\$0	\$0
	<b>Streets and Drainage Totals</b>			<b>\$1,305,000</b>	<b>\$615,000</b>	<b>\$615,000</b>	<b>\$615,000</b>	<b>\$0</b>

**Table 193: City of Brooksville DPW Building and Facilities Capital Improvement Projects FY2022-2026 & Unscheduled**

PROJECT NUMBER	PROJECT	STATUS	FUNDING SOURCE	2022/2023	2023/2024	2024/2025	2025/2026	UNSCHEDULED
028-02	City Hall Parking Lot - Repaving		General Fund	\$0	\$0	\$80,000	\$0	\$0
028-03	City Hall 1st & 2nd Floor Carpet		General Fund	\$10,000	\$0	\$0	\$0	\$0
028-04	ECI Parking Lot - Reseal and Restripe		General Fund	\$0	\$0	\$5,000	\$0	\$0
028-05	ECI - Interior Painting		General Fund/Fund 139	\$0	\$15,000	\$0	\$0	\$0
028-06	City Hall 2nd Floor Restrooms Renovation		General Fund	\$20,000	\$0	\$0	\$0	\$0
028-07	ECI - Exterior Painting		General Fund/Fund 139	\$0	\$25,000	\$0	\$0	\$0
028-09	DPW - Fleet Motor Pool Structure		Funds 501	\$150,000	\$0	\$0	\$0	\$0
028-10	DPW Interior Flooring - Restroom Remodel		Funds 001, 108, 401, and 403	\$30,000	\$0	\$0	\$0	\$0
028-11	DPW Office - Exterior Painting		Funds 001, 108, 401, and 403	\$50,000	\$0	\$0	\$0	\$0
028-12	Re-Roof Jerome Brown Center		General Fund	\$75,000	\$0	\$0	\$0	\$0
028-17	JBCC Parking Lot Repairs/Repaving	Started	General Fund	\$0	\$0	\$0	\$0	\$0
028-20	Russell Street Bridge Rebuild		General Fund	\$40,000	\$0	\$0	\$0	\$0
028-21	District I Roof Repair and Replacement		General Fund	\$0	\$0	\$0	\$0	\$0
	<b>DPW Buildings and Facilities Total</b>			<b>\$375,000</b>	<b>\$40,000</b>	<b>\$85,000</b>	<b>\$0</b>	<b>\$0</b>

**CITY OF INVERNESS CAPITAL IMPROVEMENTS PROGRAM FY 2023-2027**

**Table 194: City of Inverness Capital Improvement Projects FY2023-2027**

PROJECT	FY 22/23	FY 23/24	FY 24/25	FY 25/26	FY 26/27	TOTALS
Road Resurfacing	\$400,000	\$500,000	\$500,000	\$500,000	\$500,000	\$2,400,000
Sidewalk Improvements	\$30,000	\$30,000	\$30,000	\$30,000	\$30,000	\$150,000
W. Inverness Trail	\$2,000,000	\$0	\$0	\$0	\$0	\$2,000,000
<b>Total</b>	<b>\$2,430,000</b>	<b>\$530,000</b>	<b>\$530,000</b>	<b>\$530,000</b>	<b>\$530,000</b>	<b>\$4,550,000</b>

Source: City of Inverness May 2022



## APPENDIX H: TRANSIT NEEDS

### HERNANDO COUNTY TRANSIT SYSTEM CIP

**Table 195: Hernando County Transit Capital Projects FY 2023-2027**

PROJECT NAME	FY 2023	FY 2024	FY 2025	FY 2026	FY 2027	5-YEAR TOTAL
Bus Stop ADA Improvements (Design/Engineering/Construction)	\$200,000	\$500,000	\$200,000	\$500,000	\$200,000	\$1,600,000
Replace DR/ADA Paratransit Vans	\$300,000	\$200,000			\$200,000	\$700,000
Replace Fixed-Route Heavy Duty Transit Vehicles	\$940,000	\$940,000	\$940,000	\$940,000	\$940,000	\$4,700,000
Purchase Fixed-Route Vehicle (Ridge Manor Connector)		\$470,000				\$470,000
Transit Preventative Maintenance (Capital)	\$436,000	\$440,360	\$444,764	\$449,211	\$453,703	\$2,224,038
Project Administration	\$307,128	\$316,342	\$325,832	\$335,607	\$345,675	\$1,630,584
Transit Shelters & Amenities (Design/Construction)	\$120,000		\$40,000			\$160,000
Acquire Eligible Transit Equipment	\$18,000	\$30,000	\$100,000	\$60,000	\$60,000	\$268,000
Replace Transit Administrative Vehicle	\$55,000					\$55,000
Transfer Facility			\$1,000,000		\$2,000,000	\$3,000,000
<b>Total Capital</b>	<b>\$2,376,128</b>	<b>\$2,896,702</b>	<b>\$3,050,596</b>	<b>\$2,284,818</b>	<b>\$4,199,379</b>	<b>\$14,807,622</b>

**Table 196: Herando County Transit Capital Projects Funding Sources FY2023-2027**

FUNDING SOURCES	FY 2023	FY 2024	FY 2025	FY 2026	FY 2027	5-YEAR TOTAL
Federal Grant - Section 5307	\$2,376,128	\$2,426,702	\$2,050,596	\$2,284,818	\$2,199,379	\$11,337,622
Federal Grant - Section 5339		\$470,000				\$470,000
Local			\$1,000,000		\$2,000,000	\$3,000,000
<b>Total</b>	<b>\$2,376,128</b>	<b>\$2,896,702</b>	<b>\$3,050,596</b>	<b>\$2,284,818</b>	<b>\$4,199,379</b>	<b>\$14,807,622</b>

**Table 197: Hernando County Transit Operating Expenses FY2023-2027**

<b>FUNDING SOURCES:</b>	<b>FY 2023</b>	<b>FY 2024</b>	<b>FY 2025</b>	<b>FY 2026</b>	<b>FY 2027</b>	<b>5-YEAR TOTAL</b>
Federal Grant - Section 5307	\$1,703,984	\$1,755,104	\$1,807,757	\$1,861,989	\$1,917,849	\$9,046,682
Federal Grant - Section 5311	\$254,099	\$261,722	\$269,574	\$277,661	\$285,991	\$1,349,046
State Block Grant	\$166,833	\$171,838	\$176,993	\$182,303	\$187,772	\$885,739
Local (Farebox & Program Income)	\$159,200	\$160,792	\$162,400	\$164,024	\$165,664	\$812,080
Local (Match)	\$401,432	\$413,475	\$425,879	\$438,656	\$451,815	\$2,131,257
<b>Total Operating</b>	<b>\$2,685,548</b>	<b>\$2,762,930</b>	<b>\$2,842,603</b>	<b>\$2,924,633</b>	<b>\$3,009,091</b>	<b>\$14,224,805</b>

*\*Note: Operating Expenses include: Fuel, Contract Services, Travel, Communications, Preventative Maintenance (Non-Capital), Legal Notices, Postage, Uncapitalized Equipment, Communications, Safety and Security, General Eligible Transit Operating Expenses*

**Table 198: Hernando County Transit Total Transit and Capital Operating Expenses FY 2023-2027**

<b>YEAR</b>	<b>FY 2023</b>	<b>FY 2024</b>	<b>FY 2025</b>	<b>FY 2026</b>	<b>FY 2027</b>	<b>5-YEAR TOTAL</b>
Total Capital and Operating Budget	\$5,061,676	\$5,659,632	\$5,893,198	\$5,209,451	\$7,208,470	\$29,032,427



## CITRUS COUNTY TRANSIT CIP

**Project Number:** GF1993-05

**Project Description:** FY 2021/2022 project is based on the purchase of 3 passenger wheelchair accessible buses. All vehicles are ordered through the Florida Department of Transportation (FDOT) approved vendors and meet the FDOT criteria for replacement. FY 2021/2022 through FY 2025/2026 projects will replace 18 Para transit and Deviated Fixed Route buses. FDOT recommends replacement of buses after 150,000 miles and/or five (5) years, whichever comes first. The demand for Paratransit services and the increased demand of the Deviated Fixed Route service is the main factor in meeting the 150,000 miles per vehicle requirement in a shorter period than the 5 years criteria.

**Project Duration:** Ongoing

**CIE Requirement:** No

**Master Plan:** Yes

**Table 199: Citrus County Transit CIP Project Number GF1993-05, Funding Source by Fiscal Year (2022/23 – 2026/27)**

FUNDING SOURCE	FY 22/23	FY 23/24	FY 24/25	FY 25/26	FY 26/27	TOTALS
Taxes	-	\$67,000	\$67,000	\$67,000	\$67,000	\$268,000
Impact Fees	-	-	-	-	-	-
Grants	\$667,000	\$600,000	\$600,000	\$600,000	\$600,000	\$3,067,000
Loan	-	-	-	-	-	-
Other	-	-	-	-	-	-
<b>Total</b>	<b>\$667,000</b>	<b>\$667,000</b>	<b>\$667,000</b>	<b>\$667,000</b>	<b>\$667,000</b>	<b>\$3,335,000</b>

*Source: Citrus County Transit, April 2022*

**Table 200: Citrus County Transit CIP Project Number GF1993-05 Expenditures by Fiscal Year (2022/23 – 2026/27)**

Expenditures	FY 22/23	FY 23/24	FY 24/25	FY 25/26	FY 26/27	Totals
Planning/Design	-	-	-	-	-	-
Land	-	-	-	-	-	-
Construction	-	-	-	-	-	-
Equipment	\$667,000	\$667,000	\$667,000	\$667,000	\$667,000	\$3,335,000
Debt Service	-	-	-	-	-	-
Other	-	-	-	-	-	-
<b>Total</b>	<b>\$667,000</b>	<b>\$667,000</b>	<b>\$667,000</b>	<b>\$667,000</b>	<b>\$667,000</b>	<b>\$3,335,000</b>

*Source: Citrus County Transit, April 2022*

**Project Number:** GF2019-02

**Project Description:** The Lecanto Fuel site was originally constructed in 2009. The fuel site serves all BOCC which includes Citrus County Transit and Citrus County Fire Rescue. It has served as a fueling station during natural disasters and has aided the Citrus County Sheriff's Office. The proposed expansion of the existing Lecanto Fuel site would be to accommodate another 30K gallons Unleaded and 30K gallons Diesel.

At the December 14, 2021, BOCC meeting the board approved an application for FTA funding of 42% of the total project (\$1,008,000). This is the percentage of fuel used by Transit Services. The remaining balance of \$1,392,000 will be the County's portion with \$500,000 previously allocated and \$892,000 requested in the 2022/2023 budget.

**Project History:** Insufficient fuel capacity for current usage and storm planning.

**Project Duration:** 2019-2024

**CIE Requirement:** No

**Master Plan:** No

**Table 200: Citrus County Transit CIP Project Number GF2019-02, Funding Source by Fiscal Year (2022/23 – 2026/27)**

FUNDING SOURCE	FY 22/23	FY 23/24	FY 24/25	FY 25/26	FY 26/27	TOTALS
Taxes	\$892,000					\$892,000
Impact Fees	\$0					\$0
Grants	\$1,008,000					\$1,008,000
Loan	\$0					\$0
Other	\$0					\$0
<b>Total</b>	<b>\$1,900,000</b>					<b>\$1,900,000</b>

*Source: Citrus County Transit, April 2022*

**Table 201: Citrus County Transit CIP Project Number GF2019-02, Expenditures by Fiscal Year (2022/23 – 2026/27)**

EXPENDITURES	FY 22/23	FY 23/24	FY 24/25	FY 25/26	FY 26/27	TOTALS
Planning/Design	\$0					\$0
Land	\$0					\$0
Construction	\$1,700,000					\$1,700,000
Equipment	\$0					\$0
Debt Service	\$0					\$0
Other	\$200,000					\$0
<b>Total</b>	<b>\$1,900,000</b>					<b>\$1,700,000</b>

*Source: Citrus County Transit, April 2022*

*Page blank for printing purposes*

# APPENDIX I: TRANSPORTATION DISADVANTAGED FIVE YEAR WORK PROGRAMS

**Table 203: Citrus County Transportation Disadvantaged Five Year Work Program Funds by Project Description FY 2023-2027**

PROJECT DESCRIPTION	2023	2024	2025	2026	2027
Section 5311 Capital for fixed route	\$0	\$0	\$0	\$0	\$0
Section 5311 - Operating/Administration	\$249,546	\$218,223	\$200,522	\$177,519	\$247,772
CTD Trip and Equipment	\$566,547	\$566,547	\$572,000	\$577,000	\$582,000
CTD Innovative Service Development Grant	\$0	\$0	\$0	\$0	\$0
State Block Grant (5311/5307 match)	\$310,212	\$319,518	\$329,104	\$329,104	\$350,000
<b>Total</b>	<b>\$1,126,305</b>	<b>\$1,104,288</b>	<b>\$1,101,626</b>	<b>\$1,083,623</b>	<b>\$1,179,772</b>

Source: Citrus County Transit, April 2022

**Table 204: Hernando County Transportation Disadvantaged Five Year Work Program Funds by Project Description FY 2023-2027**

PROJECT DESCRIPTION	2023	2024	2025	2026	2027
Section 5311	\$250,000	\$250,000	\$250,000	\$250,000	250,000
Section 5310	\$375,000	\$375,000	\$375,000	\$375,000	375,000
CTD Trip & Equipment	\$800,000	\$825,000	\$800,000	\$800,000	750,000
CTD Innovative Service Development Grant	\$0	\$0	\$0	\$240,000	200,000
Shirley Conroy	\$0	\$132,000	\$0	\$132,000	\$0
<b>TOTALS</b>	<b>\$1,425,000</b>	<b>\$1,582,000</b>	<b>\$1,425,000</b>	<b>\$1,797,000</b>	<b>\$1,575,000</b>

Source: MidFlorida Community Services, May 2022



*Page blank for printing purposes*

**APPENDIX J: FDOT REVIEW COMMENTS FOR THE DRAFT TIP FY 2023-2027**

# TRANSPORTATION IMPROVEMENT PROGRAM

## Review Checklist

---

### TRANSPORTATION IMPROVEMENT PROGRAM (TIP) REVIEW CHECKLIST

---

The following TIP Review Checklist is provided to assist in the review of the TIP. This Review Checklist is to be completed and included in the MPO's final TIP Document.

Comments should be categorized as:

**Editorial:** Comments may be addressed by MPO, but would not affect approval of the document, i.e., grammatical, spelling and other related errors.

**Enhancement:** Comments may be addressed by MPO, but would not affect approval of the document, i.e., improve the quality of the document and the understanding for the public (improving graphics, re-packaging of the document, use of plain language, reformatting for clarity, removing redundant language).

**Critical:** Comment MUST be addressed to meet minimum state and federal requirements to obtain approval. The reviewer must clearly identify the applicable state or federal policies, regulations, guidance, procedures or statutes that the document does not conform with.

If a question is categorized, a comment must be included. In addition, if a question is answered with "no", a comment must also be included. Once the checklist is finalized, please share as a PDF.

MPO:	<b>Hernando-Citrus MPO</b>	Fiscal Years included:	<b>2023-2027</b>
Review #:	<b>1</b>	Date of Review:	<b>5/19/2022</b>
		Reviewed by:	<b>SM</b>

---

#### TIP Format & Content

---

Does the cover page include the MPO name, address correct fiscal years, and provide a location to add the date of adoption? <i>No comment</i> <a href="#">Click here to enter comments</a> <a href="#">Click here to enter notes</a>	Yes <input checked="" type="checkbox"/> No <input type="checkbox"/> Page Numbers: Cover Page
Does the Table of Contents show the title of each section with correct page number? <i>No comment</i> <a href="#">Click here to enter comments</a> <a href="#">Click here to enter notes</a>	Yes <input checked="" type="checkbox"/> No <input type="checkbox"/> Page Numbers: v- vi
Does TIP include an endorsement that it was developed following state and federal requirements and include date of official MPO approval? This would be an MPO resolution or signed signature block on cover. <i>No comment</i> <a href="#">Click here to enter comments</a> <a href="#">Click here to enter notes</a>	Yes <input checked="" type="checkbox"/> No <input type="checkbox"/> Page Numbers: xv
Does TIP include a list of definitions, abbreviations, funding and phase codes and acronyms? <i>No comment</i> <a href="#">Click here to enter comments</a> <a href="#">Clicker here to enter notes</a>	Yes <input checked="" type="checkbox"/> No <input type="checkbox"/> Page Numbers: 11- 22

---

## TRANSPORTATION IMPROVEMENT PROGRAM

### Review Checklist

---

#### TIP Narrative

Does the TIP begin with a statement of purpose (provide a prioritization of projects covering a five-year period that is consistent with LRTP, contains all transportation projects MPA funded with FHWA & FTA funds and regionally significant projects regardless of funding source)? [23 C.F.R. 450.326(a)]; [49 U.S.C. Chapter 53]	Yes <input checked="" type="checkbox"/> No <input type="checkbox"/>
<i>Enhancement</i> <a href="#">Please correct the following from page 1: The TIP also contains all transportation Project within the designated metropolitan planning area to be funded through 23 U.S.C. C.F.R. and 49 U.S.C. Chapter 53 and includes all regionally significant Project regardless of funding source.</a>	Page Numbers: 1
<a href="#">Click here to enter notes</a>	
Was the TIP developed by MPO in cooperation with the state and public transit operator, who provided the MPO with estimates of available Federal and State funds for the MPO to develop the financial plan? [s. 339.175(8) F.S.]; [23 C.F.R. 450.326(a)]	Yes <input checked="" type="checkbox"/> No <input type="checkbox"/>
<i>Enhancement</i> <a href="#">I believe 23 CFR. 450.324(a) should be switched to 23 CFR 450.326(a) in the second paragraph of the Financial Plan.</a>	Page Numbers: 1
<a href="#">Click here to enter notes</a>	
Does the TIP demonstrate that there are sufficient funds (federal, state, local and private) to implement proposed transportation system improvements, identifies any innovative financing techniques through comparison of revenues and costs for each year? It is recommended that the TIP include a table(s) that compares the funding sources and amounts, by year to the total project costs. [23 C.F.R. 450.326(k)]; [23 C.F.R. 450.326(j)]; [s. 339.175(8)(c)(3) F.S].	Yes <input checked="" type="checkbox"/> No <input type="checkbox"/>
<i>No comment</i> <a href="#">Click here to enter comments.</a>	Page Numbers: 59
<a href="#">Click her to enter notes</a>	
Does the TIP describe project selection process and state that it is consistent with the federal requirements in 23 C.F.R 450.332(b) and for non-TMA MPOs 23 C.F.R. 450.332(c)?	Yes <input type="checkbox"/> No <input type="checkbox"/>
<i>No comment</i> <a href="#">Need to state that project selection process is consistent with 23 CFR 450.332(c). This needs to be changed on page 2.</a>	Page Numbers: 2-4
<a href="#">Click here to enter notes</a>	
Does the TIP identify the MPO's criteria and process for prioritizing implementation of the transportation plan elements (including multimodal tradeoffs) for inclusion in the TIP and explain any changes in priorities from the previous TIP? The MPO's TIP project priorities must be consistent with the LRTP. [23 C.F.R 450.326(n)(1)]	Yes <input checked="" type="checkbox"/> No <input type="checkbox"/>
<i>No comment</i> <a href="#">Click here to enter comments</a>	Page Numbers: 3
<a href="#">Click here to enter notes</a>	
Does the TIP describe how projects are consistent with MPO's LRTP and to the extent feasible, with port and aviation masterplans, public transit development plans, and approved local government comprehensive plans for those local governments located within the MPO area? [s. 339.175(8)(a) F.S.] For consistency guidance, see <a href="#">Section 1. Florida LRTP Amendment Thresholds.</a>	Yes <input checked="" type="checkbox"/> No <input type="checkbox"/>
<i>No comment</i> <a href="#">Click here to enter comments</a>	Page Numbers: 2-3
<a href="#">Click here to enter notes</a>	
Does the TIP cross reference projects with corresponding LRTP projects, when appropriate? [s. 339.175(8)(c)(7) F.S.]	Yes <input checked="" type="checkbox"/> No <input type="checkbox"/>
<i>No comment</i> <a href="#">Click here to enter comments</a>	Page Numbers: 64-106
<a href="#">Click here to enter notes</a>	

## TRANSPORTATION IMPROVEMENT PROGRAM

### Review Checklist

---

Does the TIP include the FDOT Annual List of Obligated Projects or a link? The annual listing is located for download [HERE](#). [23 C.F.R. 450.334]; [s.339.175(8)(h), F.S.]

Yes  No

[No comment](#)

[Click here to enter comments](#)

Page Numbers: 107-121

[Click here to enter notes](#)

Was the TIP developed with input from the public? [23 C.F.R. 450.316]; [23 C.F.R. 450.326(b)]; The document should outline techniques used to reach citizens (flyers, websites, meeting notices, billboards, etc.)

Yes  No

[No comment](#)

[Click here to enter comments](#)

Page Numbers: 8

[Click here to enter notes](#)

If applicable, does the TIP discuss the MPO's current FDOT annual certification and past FHWA/FTA quadrennial certification? MPO should include anticipated date of next FHWA/FTA quadrennial certification.

Yes  No

N/A

[No comment](#)

[Click here to enter comments](#)

Page Numbers: 8

[Click here to enter notes](#)

Does the TIP discuss of the congestion management process? All MPOs are required to have a congestion management process that provides for the effective management and operation of new and existing facilities using travel demand reduction and operational management strategies. S 339.175(6)(c)(1), F.S.

Yes  No

[No comment](#)

[Click here to enter comments](#)

Page Numbers: 8-9

[Click here to enter notes](#)

Does the TIP discuss Transportation Disadvantaged (TD) services developed and a description of costs and revenues from TD services, as well as a list of improvements funded with TD funds? [s.427.015(1) F.S. AND 41-2.009(2) F.A.C.]

Yes  No

[No comment](#)

[Click here to enter comments](#)

Page Numbers: 9, 145

[Click here to enter notes](#)

Does the TIP discuss how, once implemented, the MPO will make progress toward achieving the performance targets for:

- ✓ Safety performance measures
- ✓ System performance measures
- ✓ Bridge performance measures
- ✓ Pavement performance measures
- ✓ State asset management plan
  - Including risk to off-system facilities during emergency events (if applicable)
- ✓ State freight plan

Yes  No

*If the MPO incorporated the Performance Measures Template directly or adapted it to suit their need, they will have met requirements. [23.C.F.R 450.326(c)]*

*On page 41, last paragraph, please remove the duplicated language. **Duplication removed***

**Critical**

*On page 51, the last sentence of the 3<sup>rd</sup> paragraph down is missing examples. Add language specific to the MPO's consideration of transit safety in the TIP project selection process, including criteria consistent with the transit safety performance measures. If applicable, note*

Page Numbers: 27-51

# TRANSPORTATION IMPROVEMENT PROGRAM

## Review Checklist

---

any data-driven analyses, performance-based elements, linkages to goals established in the LRTP, etc.] [Section updated to include examples](#)

[Click here to enter notes](#)

---

Does the TIP discuss anticipated effect of achieving the performance targets identified in the LRTP, linking investment priorities to those performance targets for:

- ✓ Safety performance measures
- ✓ System performance measures
- ✓ Bridge performance measures
- ✓ Pavement performance measures
- ✓ State asset management plan
- ✓ State freight plan

Yes  No

If the MPO incorporated the Performance Measures Template directly or adapted it to suit their need, they will have met requirements. [23.C.F.R 450.326(d)]

[No comment](#)      [Click here to enter comments](#)

Page Numbers: 27-51

[Click here to enter notes](#)

---

### Detail Project Listing for Five Fiscal Years

Does each project in the TIP document shall include the following information?

- ✓ Sufficient description of project (type of work, termini, and length)
- ✓ Financial Project Number (FPN)
- ✓ Estimated total project cost and year anticipated funding
- ✓ **Page number or identification number where project can be found in LRTP (spot check)**
- ✓ Category of Federal Funds and source(s) of non-Federal Funds
- ✓ FTA section number included in project title or description

Yes  No

*Page 63, 257165-3 has the LRTP 2045 LRTP Reference as "OBJECTIVE 3; GOAL 3; OBJECTIVES 4 & 7." What goal is being referenced in regard to OBJECTIVE 3? **Goal was added***

**Critical**

*Page 88, Transportation projects has the LRTP 2045 Reference as "GOALS: 1-6" does this mean it includes all of the objectives? **YES, note added to include objectives***

Page Numbers: 63-106

*Page 93, 432997-1 has the LRTP 2045 Reference as "GOAL 2, POLICY 2; GOAL 6, OBJECTIVE 1." Should the word POLICY be corrected to OBJECTIVE? **YES, UPDATED ACCORDINGLY***

*What is the green and yellow highlighting used on the tables for? **Intended to distinguish between Hernando and Citrus County***

[Click here to enter notes](#)

---

### TIP Review

Did the MPO upload the document into the MPO Document Portal for review by District staff, Office of Policy Planning, Florida Commission for the Transportation Disadvantaged, Department of Economic Opportunity, FTA, & FHWA?

Yes  No

[No comment](#)      [Click here to enter comments](#)

Page Numbers:

[Click here to enter notes](#)

## TRANSPORTATION IMPROVEMENT PROGRAM

### Review Checklist

---

## TRANSPORTATION IMPROVEMENT PROGRAM (TIP) REVIEW CHECKLIST

---

The following TIP Review Checklist is provided to assist in the review of the TIP. This Review Checklist is to be completed and included in the MPO's final TIP Document.

Comments should be categorized as:

**Editorial:** Comments may be addressed by MPO, but would not affect approval of the document, i.e., grammatical, spelling and other related errors.

**Enhancement:** Comments may be addressed by MPO, but would not affect approval of the document, i.e., improve the quality of the document and the understanding for the public (improving graphics, re-packaging of the document, use of plain language, reformatting for clarity, removing redundant language).

**Critical:** Comment MUST be addressed to meet minimum state and federal requirements to obtain approval. The reviewer must clearly identify the applicable state or federal policies, regulations, guidance, procedures or statutes that the document does not conform with.

If a question is categorized, a comment must be included. In addition, if a question is answered with "no", a comment must also be included. Once the checklist is finalized, please share as a PDF.

MPO:	<b>Hernando-Citrus MPO</b>	Fiscal Years included:	<b>2023-2027</b>
Review #:	<b>2</b>	Date of Review:	<b>06/01/2022</b>
		Reviewed by:	<b>SM</b>

---

### TIP Format & Content

---

Does the cover page include the MPO name, address correct fiscal years, and provide a location to add the date of adoption?	Yes <input checked="" type="checkbox"/> No <input type="checkbox"/>
<a href="#">No comment</a> <a href="#">Click here to enter comments</a>	Page Numbers: Cover Page
	<a href="#">Click here to enter notes</a>
Does the Table of Contents show the title of each section with correct page number?	Yes <input checked="" type="checkbox"/> No <input type="checkbox"/>
<a href="#">No comment</a> <a href="#">Click here to enter comments</a>	Page Numbers: v-vi
	<a href="#">Click here to enter notes</a>
Does TIP include an endorsement that it was developed following state and federal requirements and include date of official MPO approval? This would be an MPO resolution or signed signature block on cover.	Yes <input checked="" type="checkbox"/> No <input type="checkbox"/>
<a href="#">No comment</a> <a href="#">Click here to enter comments</a>	Page Numbers: xv
	<a href="#">Click here to enter notes</a>
Does TIP include a list of definitions, abbreviations, funding and phase codes and acronyms?	Yes <input checked="" type="checkbox"/> No <input type="checkbox"/>
<a href="#">No comment</a> <a href="#">Click here to enter comments</a>	Page Numbers: 11-22
	<a href="#">Clicker here to enter notes</a>

---

# TRANSPORTATION IMPROVEMENT PROGRAM

## Review Checklist

### TIP Narrative

Does the TIP begin with a statement of purpose (provide a prioritization of projects covering a five-year period that is consistent with LRTP, contains all transportation projects MPA funded with FHWA & FTA funds and regionally significant projects regardless of funding source)? [23 C.F.R. 450.326(a)]; [49 U.S.C. Chapter 53]	Yes <input checked="" type="checkbox"/> No <input type="checkbox"/>
<p><i>Critical</i> Under "Project Selection", Paragraph 2 needs to include language about the Bipartisan Infrastructure Law, as well as FAST ACT. Below is what Pasco County is using: "The contents of this TIP were developed consistent with requirements from the most recent Federal transportation authorizing legislation known as the "Bipartisan Infrastructure Law" (BIL) which was enacted in November 2021. This act was the successor to the "Fixing America's Surface Transportation Act" (FAST Act) passed in 2015. Based on the fact sheet produced by the Federal Highway Administration, the FAST Act added two planning factors which sought to improve the resiliency and reliability of the transportation system, (1) reduce or mitigate storm water impacts of surface transportation and (2) enhance travel and tourism. The BIL also retains many of the planning requirements and programs from the already established FAST Act requirements for highway, transit, pedestrian, and bike programs and policies initially established in 1991 through the Intermodal Surface Transportation Efficiency Act (ISTEA)." <b>The noted language was added on page 2</b></p> <p><a href="#">Click here to enter notes</a></p>	Page Numbers: 2
Was the TIP developed by MPO in cooperation with the state and public transit operator, who provided the MPO with estimates of available Federal and State funds for the MPO to develop the financial plan? [s. 339.175(8) F.S.]; [23 C.F.R. 450.326(a)]	Yes <input checked="" type="checkbox"/> No <input type="checkbox"/>
<p><i>Critical</i> <b>2<sup>nd</sup> Paragraph of Financial Plan: I believe 23 CFR. 450.324(a) should be switched to 23 CFR 450.326(a) in the second paragraph of the Financial Plan. The typo was corrected</b></p> <p><a href="#">Click here to enter notes</a></p>	Page Numbers: 1
Does the TIP demonstrate that there are sufficient funds (federal, state, local and private) to implement proposed transportation system improvements, identifies any innovative financing techniques through comparison of revenues and costs for each year? It is recommended that the TIP include a table(s) that compares the funding sources and amounts, by year to the total project costs. [23 C.F.R. 450.326(k)]; [23 C.F.R. 450.326(j)]; [s. 339.175(8)(c)(3) F.S].	Yes <input checked="" type="checkbox"/> No <input type="checkbox"/>
<p><i>No comment</i> <a href="#">Click here to enter comments.</a></p> <p><a href="#">Click her to enter notes</a></p>	Page Numbers: 59
Does the TIP describe project selection process and state that it is consistent with the federal requirements in 23 C.F.R 450.332(b) and for non-TMA MPOs 23 C.F.R. 450.332(c)?	Yes <input type="checkbox"/> No <input type="checkbox"/>
<p><i>Critical</i> <b>Need to state that project selection process is consistent with 23 CFR 450.332(c). This needs to be changed on page 2. Corrected reference to 23 CFR 450.332(b) (for non TMA)</b></p> <p><a href="#">Click here to enter notes</a></p>	Page Numbers: 2-4
Does the TIP identify the MPO's criteria and process for prioritizing implementation of the transportation plan elements (including multimodal tradeoffs) for inclusion in the TIP and explain any changes in priorities from the previous TIP? The MPO's TIP project priorities must be consistent with the LRTP. [23 C.F.R 450.326(n)(1)]	Yes <input checked="" type="checkbox"/> No <input type="checkbox"/>
<p><i>No comment</i> <a href="#">Click here to enter comments</a></p> <p><a href="#">Click here to enter notes</a></p>	Page Numbers: 3
Does the TIP describe how projects are consistent with MPO's LRTP and to the extent feasible, with port and aviation masterplans, public transit development plans, and approved local government comprehensive plans for those local governments located within the MPO area? [s. 339.175(8)(a) F.S.] For consistency guidance, see <a href="#">Section 1. Florida LRTP Amendment Thresholds.</a>	Yes <input checked="" type="checkbox"/> No <input type="checkbox"/>



## TRANSPORTATION IMPROVEMENT PROGRAM

### Review Checklist

---

No comment

[Click here to enter comments](#)

Page Numbers: 2-3

[Click here to enter notes](#)

---

Does the TIP cross reference projects with corresponding LRTP projects, when appropriate? [s. 339.175(8)(c)(7) F.S.]

Yes  No

Page Numbers: 64-106

No comment

[Click here to enter comments](#)

[Click here to enter notes](#)

---

Does the TIP include the FDOT Annual List of Obligated Projects or a link? The annual listing is located for download [HERE](#). [23 C.F.R. 450.334]; [s.339.175(8)(h), F.S.]

Yes  No

Page Numbers: 107-121

No comment

[Click here to enter comments](#)

[Click here to enter notes](#)

---

Was the TIP developed with input from the public? [23 C.F.R. 450.316]; [23 C.F.R. 450.326(b)]; The document should outline techniques used to reach citizens (flyers, websites, meeting notices, billboards, etc.)

Yes  No

Page Numbers: 8

No comment

[Click here to enter comments](#)

[Click here to enter notes](#)

---

If applicable, does the TIP discuss the MPO's current FDOT annual certification and past FHWA/FTA quadrennial certification? MPO should include anticipated date of next FHWA/FTA quadrennial certification.

Yes  No

N/A

Page Numbers: 8

No comment

[Click here to enter comments](#)

[Click here to enter notes](#)

---

Does the TIP discuss of the congestion management process? All MPOs are required to have a congestion management process that provides for the effective management and operation of new and existing facilities using travel demand reduction and operational management strategies. S 339.175(6)(c)(1), F.S.

Yes  No

Page Numbers: 8-9

No comment

[Click here to enter comments](#)

[Click here to enter notes](#)

---

Does the TIP discuss Transportation Disadvantaged (TD) services developed and a description of costs and revenues from TD services, as well as a list of improvements funded with TD funds? [s.427.015(1) F.S. AND 41-2.009(2) F.A.C.

Yes  No

Page Numbers: 9, 145

No comment

[Click here to enter comments](#)

[Click here to enter notes](#)

---

Does the TIP discuss how, once implemented, the MPO will make progress toward achieving the performance targets for:

- ✓ Safety performance measures
- ✓ System performance measures
- ✓ Bridge performance measures
- ✓ Pavement performance measures
- ✓ State asset management plan
  - Including risk to off-system facilities during emergency events (if applicable)

Yes  No

## TRANSPORTATION IMPROVEMENT PROGRAM

### Review Checklist

---

- ✓ State freight plan

If the MPO incorporated the Performance Measures Template directly or adapted it to suit their need, they will have met requirements. [23.C.F.R 450.326(c)]

[No comment](#)

[Click here to enter notes](#)

Page Numbers: 27-51

---

Does the TIP discuss anticipated effect of achieving the performance targets identified in the LRTP, linking investment priorities to those performance targets for:

- ✓ Safety performance measures
- ✓ System performance measures
- ✓ Bridge performance measures
- ✓ Pavement performance measures
- ✓ State asset management plan
- ✓ State freight plan

Yes  No

If the MPO incorporated the Performance Measures Template directly or adapted it to suit their need, they will have met requirements. [23.C.F.R 450.326(d)]

[No comment](#)

[Click here to enter comments](#)

Page Numbers: 27-51

[Click here to enter notes](#)

---

### Detail Project Listing for Five Fiscal Years

Does each project in the TIP document shall include the following information?

- ✓ Sufficient description of project (type of work, termini, and length)
- ✓ Financial Project Number (FPN)
- ✓ Estimated total project cost and year anticipated funding
- ✓ **Page number or identification number where project can be found in LRTP (spot check)**
- ✓ Category of Federal Funds and source(s) of non-Federal Funds
- ✓ FTA section number included in project title or description

Yes  No

[No comment](#)

[Click here to enter notes](#)

Page Numbers: 63-106

---

### TIP Review

Did the MPO upload the document into the MPO Document Portal for review by District staff, Office of Policy Planning, Florida Commission for the Transportation Disadvantaged, Department of Economic Opportunity, FTA, & FHWA?

Yes  No

[No comment](#)

[Click here to enter comments](#)

Page Numbers:

[Click here to enter notes](#)