

TRANSPORTATION IMPROVEMENT PROGRAM

Fiscal Years
2023-2027

Prepared By:

Hernando / Citrus Metropolitan Planning
Organization

Adoption Date: July 7, 2022

Amendment Date: April 6, 2023

Modification Date: June 1, 2023

Page blank for printing purposes

HERNANDO/CITRUS METROPOLITAN PLANNING ORGANIZATION (MPO) BOARD MEMBERS

Hernando County

Commissioner Jerry Campbell, Vice Chair
Commissioner Elizabeth Narverud
Commissioner John Allocco
Commissioner Steve Champion
Commissioner Brian Hawkins, Alternate

Citrus County

Commissioner Ruthie Davis Schlabach, Chair
Commissioner Jeff Kinnard,
Commissioner Rebecca Bays, Alternate

City of Brooksville

Mayor Blake Bell
Council Member Christa Tanner, Alternate

City of Crystal River

Council Member Pat Fitzpatrick
Mayor Joe Meek, Alternate

City of Inverness

Council Member Cabot McBride
Council Member Jacquie Hepfer, Alternate

Florida Department of Transportation, Nonvoting Advisor

David Gwynn P.E., Secretary, District 7

Page blank for printing purposes

TABLE OF CONTENTS

| | | | |
|--|------|--|-----|
| Hernando/Citrus Metropolitan Planning Organization (MPO) Members | iii | Annual Listing of Obligated Projects – Appendix F | 8 |
| Table of Contents | v | Public Engagement for Development of the 2022/2023 – 2026/2027 TIP | 8 |
| Tables | vii | FDOT/MPO certifications | 8 |
| MPO Endorsement for adopting the TIP | xvii | Congestion Management | 8 |
| Introduction..... | 1 | Local Capital Improvement Programs (CIP) | 9 |
| Amendments/Modifications..... | 1 | Transit..... | 9 |
| Purpose Statement..... | 1 | Transportation Disadvantaged Services..... | 9 |
| Financial Plan | 1 | Glossary | 11 |
| Project Selection Process..... | 2 | Appendix A: TIP/STIP amendments | 23 |
| Consistency with the 2045 LRTP and MPO Area Plans | 2 | Appendix B: Performance Measures..... | 25 |
| Project Prioritization by the MPO | 3 | Appendix C: List of Priority Projects – MPO approved July 7, 2022..... | 51 |
| Local Government Project Review..... | 3 | Appendix D: TIP Fiscal Summary | 55 |
| FDOT Tentative 5-Year Work Program Public Hearing..... | 3 | Appendix E: Five Year Funded Projects | 59 |
| Project Priority Statement | 3 | FDOT Five Year Work Program FY FY2023-2027..... | 59 |
| Performance Management – Appendix B | 4 | Highways | 59 |
| Major Projects | 5 | Turnpike | 82 |
| Transportation Alternative Projects..... | 6 | Transportation..... | 86 |
| Fiscal Summary of TIP Project for 2022/2023 – 2026/20277 | | Maintenance..... | 88 |
| FDOT Five Year Work Program FY FY2023-2027Project on the Strategic Intermodal System (SIS) | 7 | FLP Aviation | 91 |
| Non- SIS Project..... | 7 | FLP Transit..... | 99 |
| Disclaimer..... | 8 | Appendix F: FDOT Annual Listing of Obligated Projects 2021 | 105 |

| | |
|--|-----|
| Highway | 105 |
| Miscellaneous | 120 |
| Planning..... | 123 |
| Appendix G: Local Agency Capital Improvement Programs.. | 125 |
| Hernando County Capital Improvement Program..... | 125 |
| Citrus County Capital Improvement Program FY 2023-2027 | 133 |
| City of Brooksville Capital Improvements Program FY 2023- 2027..... | 135 |
| City of Inverness Capital Improvements Program FY 2023-2027 | 136 |
| Appendix H: Transit Needs..... | 137 |
| Hernando County Transit System CIP..... | 137 |
| Citrus County Transit CIP | 139 |
| Appendix I: Transportation Disadvantaged Five Year Work Programs..... | 142 |
| Appendix J: FDOT Review Comments for the Draft TIP FY 2023-2027 | 144 |

TABLES

Table 1: Major Improvement & Congestion Management Projects Scheduled for Production in Hernando and Citrus Counties by FPN (2023-2027).....5

Table 2: Transportation Alternative Projects initiated or scheduled for a production phase by FPN.....6

Table 3: Hernando/Citrus MPO Major Improvement and Congestion Management Program List of Priority Projects 51

Table 4: List of Priority Projects (LOPP) Transportation Alternative (TA) Projects 52

Table 5: Five-Year TIP Fund Summary for District 7 by Fund Code..... 55

Table 6: Fiscal Constraint Total Project Costs and Revenue by year, Hernando Citrus MPO Area..... 57

Table 7: Item Number: 257165 3 Project Detail by Phase, Fund Code and Fiscal Year (2023 – 2027) 59

Table 8: Item 257165 3 Phase Totals by Fiscal Year (2023 – 2027)..... 60

Table 9: Item Number: 257165 4 Project Detail by Phase, Fund Code and Fiscal Year (2023 – 2027) 60

Table 10: Item 257165 4 Phase Totals by Fiscal Year (2023 – 2027)..... 61

Table 11: Item 257165 5 Project Detail by Phase, Fund Code and Fiscal Year (2023 – 2027) 61

Table 12: Item 432582 1 Project Detail by Phase, Fund Code and Fiscal Year (2023 – 2027) 62

Table 13: Item 432582 1 Phase Totals by Fiscal Year (2023 – 2027) 62

Table 14: Item 437515 1 Project Detail by Phase, Fund Code and Fiscal Year (2023 – 2027)..... 62

Table 15: Item 437515 1 Phase Totals by Fiscal Year (2023 – 2027) 63

Table 16: Item 440250 1 Project Detail by Phase, Fund Code and Fiscal Year (2023 – 2027)..... 64

Table 17: Item 440250 1 Phase Totals by Fiscal Year (2023 – 2027) 64

Table 18: Item 441095 1 Project Detail by Phase, Fund Code and Fiscal Year (2023 – 2027)..... 65

Table 19: Item 441105 1 Project Detail by Phase, Fund Code and Fiscal Year (2023 – 2027)..... 65

Table 20: Item 443411 1 Project Detail by Phase, Fund Code and Fiscal Year (2023 – 2027)..... 66

Table 21: Item 443981 1 Project Detail by Phase, Fund Code and Fiscal Year (2023 – 2027)..... 66

Table 22: Item 443981 1 Phase Totals by Fiscal Year (2023 – 2027) 67

Table 23: Item 445661 1 Project Detail by Phase, Fund Code and Fiscal Year (2023 – 2027)..... 67

Table 24: Item 448040 1 Project Detail by Phase, Fund Code and Fiscal Year (2023 – 2027)..... 68

Table 25: Item 448040 1 Phase Totals by Fiscal Year (2023 – 2027) 68

Table 26: Item 448500 1 Project Detail by Phase, Fund Code and Fiscal Year (2023 – 2027)..... 69

| | | | |
|-----------|---|-----------|--|
| Table 27: | Item 448501 1 Project Detail by Phase, Fund Code and Fiscal Year (2023 – 2027) 69 | Table 40: | Item 438651 1 Project Detail by Phase, Fund Code and Fiscal Year (2023 – 2027)..... 75 |
| Table 28: | Item 448502 1 Project Detail by Phase, Fund Code and Fiscal Year (2023 – 2027) 70 | Table 41: | Item 438651 1 Phase Totals by Fiscal Year (2023 – 2027) 76 |
| Table 29: | Item 449062 1 Project Detail by Phase, Fund Code and Fiscal Year (2023 – 2027) 70 | Table 42: | Item 441103 1 Project Detail by Phase, Fund Code and Fiscal Year (2023 – 2027)..... 76 |
| Table 30: | Item 416732 4 Project Detail by Phase, Fund Code and Fiscal Year (2023 – 2027) 71 | Table 43: | Item 441107 1 Project Detail by Phase, Fund Code and Fiscal Year (2023 – 2027)..... 76 |
| Table 31: | Item 416732 4 Phase Totals by Fiscal Year (2023 – 2027)..... 72 | Table 44: | Item 443805 1 Project Detail by Phase, Fund Code and Fiscal Year (2023 – 2027)..... 77 |
| Table 32: | Item 416733 2 Project Detail by Phase, Fund Code and Fiscal Year (2023 – 2027) 72 | Table 45: | Item 443805 1 Phase Totals by Fiscal Year (2023 – 2027) 77 |
| Table 33: | Item 416733 2 Phase Totals by Fiscal Year (2023 – 2027)..... 73 | Table 46: | Item 447237 1 Project Detail by Phase, Fund Code and Fiscal Year (2023 – 2027)..... 78 |
| Table 34: | Item 416735 1 Project Detail by Phase, Fund Code and Fiscal Year (2023 – 2027) 73 | Table 47: | Item 447237 1 Phase Totals by Fiscal Year (2023 – 2027) 78 |
| Table 35: | Item 416735 1 Phase Totals by Fiscal Year (2023 – 2027)..... 74 | Table 48: | Item 447948 1 Project Detail by Phase, Fund Code and Fiscal Year (2023 – 2027)..... 79 |
| Table 36: | Item 436733 1 Project Detail by Phase, Fund Code and Fiscal Year (2023 – 2027) 74 | Table 49: | Item 447237 1 Phase Totals by Fiscal Year (2023 – 2027) 79 |
| Table 37: | Item 436733 1 Phase Totals by Fiscal Year (2023 – 2027)..... 74 | Table 50: | Item 448504 1 Project Detail by Phase, Fund Code and Fiscal Year (2023 – 2027)..... 80 |
| Table 38: | Item 437484 1 Project Detail by Phase, Fund Code and Fiscal Year (2023 – 2027) 75 | Table 51: | Item 449053 1 Project Detail by Phase, Fund Code and Fiscal Year (2023 – 2027)..... 80 |
| Table 39: | Item 437484 1 Phase Totals by Fiscal Year (2023 – 2027)..... 75 | Table 52: | Item 449059 1 Project Detail by Phase, Fund Code and Fiscal Year (2023 – 2027)..... 81 |

| | | | | | |
|-----------|--|----|-----------|--|----|
| Table 53: | Item 449059 1 Phase Totals by Fiscal Year (2023 – 2027)..... | 81 | Table 67: | Item 405298 1 Project Detail by Phase, Fund Code and Fiscal Year (2023 – 2027)..... | 88 |
| Table 54: | Item 442764 1 Project Detail by Phase, Fund Code and Fiscal Year (2023 – 2027) | 82 | Table 68: | Item 400490 1 Project Detail by Phase, Fund Code and Fiscal Year (2023 – 2027)..... | 89 |
| Table 55: | Item 449059 1 Phase Totals by Fiscal Year (2023 – 2027)..... | 82 | Table 69: | Item 401185 1 Project Detail by Phase, Fund Code and Fiscal Year (2023 – 2027)..... | 89 |
| Table 56: | Item 442764 1 Project Detail by Phase, Fund Code and Fiscal Year (2023 – 2027) | 83 | Table 70: | Item 449993 1 Project Detail by Phase, Fund Code and Fiscal Year (2023 – 2027)..... | 90 |
| Table 57: | Item 442764 1 Phase Totals by Fiscal Year (2023 – 2027)..... | 83 | Table 71: | Item 432997 1 Project Detail by Phase, Fund Code and Fiscal Year (2023 – 2027)..... | 91 |
| Table 58: | Item 442764 3 Project Detail by Phase, Fund Code and Fiscal Year (2023 – 2027) | 84 | Table 72: | Item 436829 1 Project Detail by Phase, Fund Code and Fiscal Year (2023 – 2027)..... | 91 |
| Table 59: | Item 442764 3 Phase Totals by Fiscal Year (2023 – 2027)..... | 84 | Table 73: | Item 440559 1 Project Detail by Phase, Fund Code and Fiscal Year (2023 – 2027)..... | 92 |
| Table 60: | Item 447010 1 Project Detail by Phase, Fund Code and Fiscal Year (2023 – 2027) | 85 | Table 74: | Item 444482 1 Project Detail by Phase, Fund Code and Fiscal Year (2023 – 2027)..... | 92 |
| Table 61: | Item 438747 5 Project Detail by Phase, Fund Code and Fiscal Year (2023 – 2027) | 86 | Table 75: | Item 446799 1 Project Detail by Phase, Fund Code and Fiscal Year (2023 – 2027)..... | 93 |
| Table 62: | Item 438747 4 Project Detail by Phase, Fund Code and Fiscal Year (2023 – 2027) | 86 | Table 76: | Item 446802 1 Project Detail by Phase, Fund Code and Fiscal Year (2023 – 2027)..... | 93 |
| Table 63: | Item 439335 4 Project Detail by Phase, Fund Code and Fiscal Year (2023 – 2027) | 87 | Table 77: | Item 448727 1 Project Detail by Phase, Fund Code and Fiscal Year (2023 – 2027)..... | 94 |
| Table 64: | Item 439335 5 Project Detail by Phase, Fund Code and Fiscal Year (2023 – 2027) | 87 | Table 78: | Item: 449406 1 Project Detail by Phase, Fund Code and Fiscal Year (2023 – 2027)..... | 94 |
| Table 65: | Item 439335 6 Project Detail by Phase, Fund Code and Fiscal Year (2023 – 2027) | 87 | Table 79: | Item: 449846 1 Project Detail by Phase, Fund Code and Fiscal Year (2023 – 2027)..... | 95 |
| Table 66: | Item 259756 1 Project Detail by Phase, Fund Code and Fiscal Year (2023 – 2027) | 88 | Table 80: | Item 449846 2 Project Detail by Phase, Fund Code and Fiscal Year (2023 – 2027)..... | 95 |

| | | | |
|-----------|---|------------|--|
| Table 81: | Item 449846 3 Project Detail by Phase, Fund Code and Fiscal Year (2023 – 2027) 96 | Table 94: | Item: 401982 2 Project Detail by Phase, Fund Code and Fiscal Year (2023 – 2027)..... 102 |
| Table 82: | Item 450280 1 Project Detail by Phase, Fund Code and Fiscal Year (2023 – 2027) 96 | Table 95: | Item: 408104 1 Project Detail by Phase, Fund Code and Fiscal Year (2023 – 2027)..... 103 |
| Table 83: | Item 435240 1 Project Detail by Phase, Fund Code and Fiscal Year (2023 – 2027) 97 | Table 96: | Item: 408715 1 Project Detail by Phase, Fund Code and Fiscal Year (2023 – 2027)..... 104 |
| Table 84: | Item 446806 1 Project Detail by Phase, Fund Code and Fiscal Year (2023 – 2027) 97 | Table 97: | Item 408715 1 Phase Totals by Fiscal Year (2023 – 2027) 104 |
| Table 85: | Item 448724 1 Project Detail by Phase, Fund Code and Fiscal Year (2023 – 2027) 98 | Table 98: | Item Number: 257165 3 105 |
| Table 86: | Item: 402628 1 Project Detail by Phase, Fund Code and Fiscal Year (2023 – 2027) 99 | Table 99: | Funding Information for Item Number: 257165 3 105 |
| Table 87: | Item: 402628 2 Project Detail by Phase, Fund Code and Fiscal Year (2023 – 2027) 99 | Table 100: | Item Number: 405822 3 105 |
| Table 88: | Item 402628 2 Phase Totals by Fiscal Year (2023 – 2027)..... 100 | Table 101: | Funding Information for Item Number: 405822 3 105 |
| Table 89: | Item: 402628 4 Project Detail by Phase, Fund Code and Fiscal Year (2023 – 2027) 100 | Table 102: | Item Number: 430021 1 106 |
| Table 90: | Item 402628 4 Phase Totals by Fiscal Year (2023 – 2027)..... 100 | Table 103: | Funding Information for Item Number: 430021 1 106 |
| Table 91: | Item: 438845 1 Project Detail by Phase, Fund Code and Fiscal Year (2023 – 2027) 101 | Table 104: | Item Number: 437514 1 106 |
| Table 92: | Item: 401982 1 Project Detail by Phase, Fund Code and Fiscal Year (2023 – 2027) 101 | Table 105: | Funding Information for Item Number: 437514 1 106 |
| Table 93: | Item 402628 4 Phase Totals by Fiscal Year (2023 – 2027)..... 101 | Table 106: | Item Number: 439698 1 107 |
| | | Table 107: | Funding Information for Item Number: 439698 1 107 |
| | | Table 108: | Item Number 439699 1 107 |
| | | Table 109: | Funding Information for Item Number: 439699 1 107 |

| | | | | | |
|------------|---|-----|------------|---|-----|
| Table 110: | Item Number: 439829 7..... | 108 | Table 128: | Item Number: 411012 2 | 112 |
| Table 111: | Funding Information for Item Number: 439829 7 | 108 | Table 129: | Funding Information for Item Number: 411012 2 | 112 |
| Table 112: | Item Number: 441104 1..... | 108 | Table 130: | Item Number: 416732 3 | 113 |
| Table 113: | Funding Information for Item Number: 441104 1 | 108 | Table 131: | Funding Information for Item Number: 416732 3 | 113 |
| Table 114: | Item Number: 443358 1..... | 109 | Table 132: | Item Number: 416732 4 | 113 |
| Table 115: | Funding Information for Item Number: 443358 1 | 109 | Table 133: | Funding Information for Item Number: 416732 4 | 113 |
| Table 116: | Item Number: 446607 1..... | 109 | Table 134: | Item Number: 416735 1 | 114 |
| Table 117: | Funding Information for Item Number: 446607 1 | 109 | Table 135: | Funding Information for Item Number: 416735 1 | 114 |
| Table 118: | Item Number: 446610 1..... | 110 | Table 136: | Item Number: 430051 2 | 114 |
| Table 119: | Funding Information for Item Number: 446610 1 | 110 | Table 137: | Funding Information for Item Number: 430051 2 | 114 |
| Table 120: | Item Number: 257298 3..... | 110 | Table 138: | Item Number: 433714 1 | 115 |
| Table 121: | Funding Information for Item Number: 257298 3 | 110 | Table 139: | Funding Information for Item Number: 433714 1 | 115 |
| Table 122: | Item Number: 257298 5..... | 111 | Table 140: | Item Number: 436708 1 | 115 |
| Table 123: | Funding for Item Number: 257298 5..... | 111 | Table 141: | Funding Information for Item Number: 436708 1 | 115 |
| Table 124: | Item Number: 257298 6..... | 111 | Table 142: | Item Number: 436709 1 | 116 |
| Table 125: | Funding Information for Item Number: 257298 6 | 111 | Table 143: | Funding Information for Item Number: 436709 1 | 116 |
| Table 126: | Item Number: 411011 4..... | 112 | Table 144: | Item Number: 436710 1 | 116 |
| Table 127: | Funding Information for Item Number: 411011 4 | 112 | | | |

| | | | | | |
|------------|--|-----|------------|--|-----|
| Table 145: | Funding Information for Item Number: 436710 1 | 116 | Table 162: | Item Number: 438747 5 | 121 |
| Table 146: | Item Number: 436712 1 | 117 | Table 163: | Funding Information for Item Number: 438747 5 | 121 |
| Table 147: | Funding Information for Item Number: 436712 1 | 117 | Table 164: | Item Number: 438747 4 | 121 |
| Table 148: | Item Number: 437484 1 | 117 | Table 165: | Funding Information for Item Number: 438747 4 | 121 |
| Table 149: | Funding Information for Item Number: 437484 1 | 117 | Table 166: | Item Number: 439335 2 | 122 |
| Table 150: | Item Number: 439508 1 | 118 | Table 167: | Funding Information for Item Number: 439335 2 | 122 |
| Table 151: | Funding Information for Item Number: 439508 1 | 118 | Table 168: | Item Number: 439335 3 | 122 |
| Table 152: | Item Number: 439509 1 | 118 | Table 169: | Funding Information for Item Number: 439335 3 | 122 |
| Table 153: | Funding Information for Item Number: 439509 1 | 118 | Table 170: | Item Number: 438747 5 | 123 |
| Table 154: | Item Number: 441386 1 | 119 | Table 171: | Funding Information for Item Number: 438747 5 | 123 |
| Table 155: | Funding Information for Item Number: 441386 1 | 119 | Table 172: | Item Number: 438747 4 | 123 |
| Table 156: | Item Number: 447536 3 | 119 | Table 173: | Funding Information for Item number: 438747 4 | 123 |
| Table 157: | Funding Information for Item Number: 447536 3 | 119 | Table 174: | Item Number: 439335 2 | 124 |
| Table 158: | Item Number: 437349 1 | 120 | Table 175: | Funding Information for Item number: 439335 2 | 124 |
| Table 159: | Funding Information for Item Number: 437349 1 | 120 | Table 176: | Item Number: 439335 3 | 124 |
| Table 160: | Item Number: 436711 1 | 120 | Table 177: | Funding Information for Item number: 439335 3 | 124 |
| Table 161: | Funding Information for Item Number: 436711 1 | 120 | Table 178: | 2021 Annual Obligated Funds, FDOT District 07 Hernando/Citrus MPO | 124 |

| | | | | | |
|------------|---|-----|------------|---|-----|
| Table 179: | Hernando County Capacity CIP Projects, by Project Number FY 2022-2027 | 125 | Table 192: | City of Brooksville Streets and Drainage Capital Improvement Projects FY2022-2026 & Unscheduled..... | 135 |
| Table 180: | Hernando County CIP Capital Other Projects by Project Number FY 2022-2027..... | 126 | Table 193: | City of Brooksville DPW Building and Facilities Capital Improvement Projects FY2022-2026 & Unscheduled..... | 136 |
| Table 181: | Hernando County CIP Grant Projects by Project Number FY 2022-2027 | 127 | Table 194: | City of Inverness Capitol Improvement Projects FY2023-2027 | 136 |
| Table 182: | Hernando County CIP MSBU Projects by Project Number FY 2022-2027 | 128 | Table 195: | Hernando County Transit Capital Projects FY 2023-2027..... | 137 |
| Table 183: | Hernando County CIP Pavement Management - Collector Projects by Project Number FY 2022-2027 | 128 | Table 196: | Herando County Transit Capital Projects Funding Sources FY2023-2027 | 137 |
| Table 184: | Hernando County CIP Pavement Management - Residential Projects by Project Number FY 2022-2027 | 129 | Table 197: | Hernando County Transit Operating Expenses FY2023-2027 | 138 |
| Table 185: | Hernando County CIP Signal System Projects by Project Number FY 2022-2027..... | 130 | Table 198: | Hernando County Transit Total Transit and Capital Operating Expenses FY 2023-2027 | 138 |
| Table 186: | Hernando County CIP Stormwater Projects by Project Number FY 2022-2027..... | 131 | Table 199: | Citrus County Transit CIP Project Number GF1993-05, Funding Source by Fiscal Year (2022/23 – 2026/27)..... | 139 |
| Table 187: | Hernando County CIP Surface Treatment Projects by Project Number FY 2022-2027 | 132 | Table 200: | Citrus County Transit CIP Project Number GF1993-05 Expenditures by Fiscal Year (2022/23 – 2026/27) | 139 |
| Table 188: | Citrus County CIP Funding Sources | 133 | Table 201: | Citrus County Transit CIP Project Number GF2019-02, Funding Source by Fiscal Year (2022/23 – 2026/27)..... | 140 |
| Table 189: | Citrus County Expenditures | 133 | Table 202: | Citrus County Transit CIP Project Number GF2019-02, Expenditures by Fiscal Year (2022/23 – 2026/27) | 140 |
| Table 190: | Citrus County Capital Improvement Projects.... | 133 | | | |
| Table 191: | City of Brooksville Development/CRA Capital Improvement Projects FY2022-2026 & Unscheduled..... | 135 | | | |

Table 203: Citrus County Transportation Disadvantaged Five Year Work Program Funds by Project Description FY 2023-2027..... 142

Table 204: Hernando County Transportation Disadvantaged Five Year Work Program Funds by Project Description FY 2023-2027..... 142

Robert Esposito, MPO Executive Director

The preparation of this report has been financed in part through grant[s] from the Federal Highway Administration and Federal Transit Administration, U.S. Department of Transportation, under the State Planning and Research Program, Section 505 [or Metropolitan Planning Program, Section 104(f)] of Title 23, U.S. Code. The contents of this report does not necessarily reflect the official views or policy of the U.S. Department of Transportation.

ADOPTION DATE: JULY 7, 2022

MPO ENDORSEMENT FOR ADOPTING THE TIP

Hernando/Citrus MPO Transportation Improvement Program


(FISCAL YEARS 2022/2023 – 2026/2027)

This document was prepared by the Hernando/Citrus Metropolitan Planning Organization (MPO) Staff, and was developed consistent with State/Federal Requirements, in cooperation with the Florida Department of Transportation (FDOT) District Seven Office, Hernando County Transportation Services, the Citrus County Engineering Division, the City of Brooksville, the City of Crystal River, and the City of Inverness.


The Hernando/Citrus MPO, at its regular meeting on July 7, 2022, endorsed the FY 2022/2023 – 2026/2027 Hernando/Citrus Transportation Improvement Program (TIP).

Further, it is hereby certified that the planning process of the Hernando/Citrus Area Transportation Study is being carried on in conformance with the provisions of 23 C.F.R. 450, 23 U.S.C. 134, and 339.175 (7) F.S.

This certification determination is being made based on an in-depth review, utilizing a checklist provided by FDOT and covering all aspects of the transportation planning process in the Spring Hill Urbanized Area, the Homosassa Springs-Beverly Hills- Citrus Springs Urbanized Area, and the remainder of Hernando County and Citrus County.


MPO Chairman Elizabeth Narverud, 2022

APPROVED AS TO FORM
AND LEGAL SUFFICIENCY

BY 
MPO Attorney Jon Jouben

Page blank for printing purposes



INTRODUCTION

The Hernando/Citrus Transportation Improvement Program (TIP) is developed and updated annually as part of the Hernando/Citrus Area Transportation Study Certification Process. Preparation and maintenance of the TIP is one of several prerequisites to continued receipt of Federal Assistance for Transportation Improvements.

The TIP, a multi-modal program consisting of improvements recommended from the transportation systems management and long-range elements of the Transportation Plan, is developed through a continuing comprehensive and coordinated effort involving the Florida Department of Transportation (FDOT). The FDOT's Final Tentative 5-Year Work Program is the basic input source for the Strategic Intermodal System (SIS), National Highway System (NHS), non-NHS, and Mass Transit portions of the TIP. Data required for the balance of the TIP is assembled from input provided through the Technical Advisory Committee (TAC), the Transportation Systems Operations Committee, the Bicycle/Pedestrian Advisory Committee (BPAC), and the Citizens Advisory Committee (CAC).

AMENDMENTS/MODIFICATIONS

At times, the TIP may require changes that are necessitated by the addition of a new Project to the FDOT 5-Year Work Program that is not yet in the TIP or changes due to monetary revisions to the State's Budget. Such changes are reflected in the TIP through amendments. Proposed amendments are generally presented to the public as part of the MPO's regularly advertised meetings. Copies of the proposed amendments are made part of the agenda package which is available for public review on the MPO's website. After approval by the MPO, amendments are attached at the end of the original TIP and submitted to the State for inclusion in the STIP.

Modifications are informal changes which will be tracked with Amendments in Appendix A.

PURPOSE STATEMENT

The purpose of the TIP is to provide a prioritized listing of transportation Project covering a period of five years that is consistent with the Long Range Transportation Plan (LRTP). The TIP also contains all transportation Project within the designated metropolitan planning area to be funded through 23 U.S.C. and 49 U.S.C. Chapter 53 and includes all regionally significant Project regardless of funding source.

FINANCIAL PLAN

The TIP is developed by the MPO in cooperation with the State and the public transit operators, who will provide the MPO with estimates of available Federal and State funds for the MPO to develop the financial plan. [23 C.F.R. 450.326(a) and s.339.175(8), F.S.

Federally funded Project identified in the TIP can be implemented using current and proposed revenue sources based on the FDOT's Tentative Work Program. As required by federal and state law, a summary of available funds by funding category and Project type for the state and federally funded Project contained within the TIP has been included [23 CFR. 450.326(a) and Subsection 339.175(8), F. S.] The detailed Project listing and financial summary contain system-level estimates of costs and revenue sources that are reasonably expected to be available to adequately operate and maintain Federal-aid highways (as defined by 23 U.S. C. 101(a)(5)) and public transportation (as defined by title 49 USC. Chapter 53) [23 CFR 450.324 (h)].

The TIP is a financially constrained plan for each year from FY 2022/2023 through 2026/2027 (See Appendix D, Table 5:



Five-Year TIP Fund Summary for District 7 by Fund Code 2023-2027 on page 55). Current and proposed Federal, State and locally dedicated revenue sources are reliable and provide a high level of assurance that the Tentative Work Program will be fully implemented. The TIP is also financially constrained for all locally funded Project. For all Project in the TIP, costs and revenues are shown in Year of Expenditure (YOE) dollars.

PROJECT SELECTION PROCESS

The federally funded Project included within this TIP were selected in accordance with Title 23, CFR 450.332(b). The Project selection process with the FDOT, FHWA, FTA, the Hernando/Citrus MPO, the Local Transit Agencies, Community Transportation Coordinators (CTCs), and the municipalities within the MPOs urbanized area. The result of the Project selection process was the adoption of a *State of Florida Department of Transportation Five Year Work Program for FY 2022/2023 – 2026/2027*. Project funded by Title 23 and Title 49 funds and all regionally significant Project in this TIP reflect year of expenditure (YOE) costs based on the year in which funding is anticipated to be available consistent with the requirements of 23 CFR Part 450.324(a) and 339.175(8), F.S.

The contents of this TIP were developed consistent with requirements from the most recent Federal transportation authorizing legislation known as the "Bipartisan Infrastructure Law" (BIL) which was enacted in November 2021. This act was the successor to the "Fixing America's Surface Transportation Act" (FAST Act) passed in 2015. Based on the fact sheet produced by the Federal Highway Administration, the FAST Act added two planning factors which sought to improve the resiliency and reliability of the transportation system, (1) reduce or mitigate storm water impacts of surface transportation and (2) enhance travel and

tourism. The BIL also retains many of the planning requirements and programs from the already established FAST Act requirements for highway, transit, pedestrian, and bike programs and policies initially established in 1991 through the Intermodal Surface Transportation Efficiency Act (ISTEA)."

The adopted Hernando/Citrus MPO TIP is consistent with the following FHWA work program requirements detailed in the following sections.

Consistency with the 2045 LRTP and MPO Area Plans

Regarding Project selection, the adopted Hernando/Citrus TIP is consistent with the following FHWA work program development requirements:

- Only major categories of federal and state funding are included within the TIP.
- The federally funded Project within the TIP have been reviewed and found to be consistent with the MPO priorities as determined through the Project selection process.
- The Projects selected for the Hernando/Citrus TIP are consistent with:
 - FDOT's 5-Year Work Program and SIS Plan
 - The Brooksville-Tampa Bay Regional, Crystal River, and Inverness Airport Master Plans
 - Hernando/Citrus MPO 2045 Long Range Transportation Plan
 - Hernando County Transit Development Plan
 - Citrus County Transit Development Plan
 - Transportation Disadvantaged Program as incorporated in the Transportation Disadvantaged Service Plan (TDSP) for both Hernando County and Citrus County



- Review of adopted comprehensive plans of the five affected local governments which include Hernando County, Citrus County, the City of Brooksville, the City of Crystal River, and the City of Inverness. Based upon the project selection process and anticipated funding levels from Federal, State, and local funding sources are reasonably expected to be available for all Project within the Transportation Project Listings.

Project Prioritization by the MPO

Each year, the Hernando/Citrus MPO is responsible for developing a list of Priority Transportation Project and submitting the list to the Florida Department of Transportation (FDOT) for consideration during the development of the Five Year Work program for the MPO area. The MPO, working through its Technical Advisory, Bicycle/Pedestrian Advisory, and Citizens Advisory committees (a part of the public involvement process), prioritized Project on the State Highway System based upon Project identified through the Cost Feasible Plan of the Long Range Transportation Plan. Prioritization includes a technical analysis of State maintained roadways considering such variables as level of service, performance measure evaluation, cost of upgrading the facility (including resiliency factors), and Project connectivity with the existing roadway system.

This prioritization will also incorporate Complete Streets elements that rely on FDOT's Context Classification process. This will allow FDOT to review projects on the state system with the goal of applying Complete Street treatments wherever possible. On local facilities, it would also allow the MPO to suggest Complete Street treatments to the extent possible.

Local Government Project Review

As part of the local adoption of the Hernando/Citrus MPO TIP, the process includes a public hearing, as well as review by the MPOs Technical Advisory Committee (TAC), Citizens Advisory Committee (CAC) and Bicycle/Pedestrian Advisory Committees (BPAC). The TIP adoption process enables a Project prioritization selection to be completed by the MPO, adequate funding to be anticipated, and Project phasing to be developed.

FDOT Tentative 5-Year Work Program Public Hearing

FDOT conducted an on-line Public Meeting for the Tentative Work Program that provided interactive maps, videos, downloadable/searchable documents, and opportunity to comment on Project in the Tentative Work Program. FDOT also presented highlights from the Tentative 5-Year Work Program at committee meetings in October 2021, and the MPO Board on November 18, 2021. Further, the FDOT made all documents and maps available and held a full-day open house at FDOT headquarters in Tampa. The public was encouraged to submit comments through the D7 Work Program website or by mailing in comments.

Project Priority Statement

The development of the FDOT Tentative 5-Year Work Program includes Projects approved by the MPO on the List of Priority Projects (LOPP). The LOPP for the MPO includes a list of Major Improvement & Congestion Management Project, and Transportation Alternatives Projects. These lists contain Projects that are considered of highest priority for improvement by the MPO and its advisory committees. The criteria for the ranking of transportation projects include existing and projected facilities levels of service; safety considerations; anticipated funding levels;



ability to complete the project; and overall modal performance and system connectivity. Consistent with federal requirements and the LRTP, the prioritization process considers the recommendations of the MPO's advisory committees. Also consistent with the adopted Public Participation Plan (PPP), the MPO holds at least one public meeting prior to the TIP adoption. The MPO List of Priority Projects approved by the MPO on July 7, 2022 can be found in Appendix C.

Performance Management – Appendix B

The TIP considers potential projects that fall into specific investment priorities established by the MPO in the LRTP. For the Hernando/Citrus MPO this includes safety programs such as:

- Continued involvement and support for the Community Traffic Safety Team (CTST) and/or the Safe Routes to Schools (SRTS) Program to address infrastructure or behavior safety.
- Infrastructure examples: Installation of school flashing signals, roadway lighting, traffic calming, traffic signals.
- Behavioral safety examples: SRTS education/enforcement activities, pedestrian/bicycle safety education.

The TIP includes specific investment priorities that support each of the MPO's goals including safety, using a prioritization and project selection process established in the LRTP. The TIP prioritization process continues to use a data-driven method and stakeholder input to evaluate Project that have an anticipated effect of reducing both fatal and injury crashes. The MPO's goal of reducing fatal and severe injury crashes is linked to this investment plan and the process used in prioritizing the project is consistent with Federal requirements. The Federally required performance measures were incorporated into the Hernando/Citrus MPO's

Congestion Management Process initially in 2017 and have been updated as required by law. The specific performance measures address the following:

- Safety (Fatalities and Severe Injuries)
- System Performance (Reliable Travel Time)
- Goods Movement (Reliable Travel Time for Trucks)
- System Preservation (Pavement and Bridge Condition)
- Transit Asset Management

State DOTs are required to establish statewide targets for the required performance measures and MPOs have the option to support the statewide targets or adopt their own. Currently, the Hernando/Citrus MPO has adopted the FDOT performance targets to be in compliance as shown in Performance Management Requirements for *Hernando/Citrus Metropolitan Planning Organization Transportation Improvement Programs*.

These performance measures and targets only apply to the National Highway System which includes the Interstate Highway System and typically the Principal Arterials. NHS roadways in Citrus and Hernando Counties include:

- Interstate 75
- US 19
- US 301
- SR 44
- SR 200
- Suncoast Parkway
- US 41
- US 98
- SR 50
- CR 485 (Cobb Road)

More detailed information regarding the performance measures can be found in Appendix B



Major Projects

The following Major Capacity/Congestion Projects were initiated or scheduled for a production phase.

Table 1: Major Improvement & Congestion Management Projects Scheduled for Production in Hernando and Citrus Counties by FPN (2023-2027)

| FPN | AGENCY | FACILITY | FROM | TO | ACTIVITY | PROJECT PHASE | YEAR | COST |
|-----------------|--------|---------------------------------|---------------------------------|---------------------------------|--------------------------|---------------|----------|---------------|
| 405270 1,3,4 | FTE | Suncoast Parkway II (SR 589) | US 98 | SR 44 | New 4 lane Toll Road | CONST | UNDERWAY | \$191,085,178 |
| 442764 1 | FTE | Suncoast Parkway II (SR 589) | SR 44 | CR 486 | New 4 lane Toll Road | CONST | 2023 | \$102,499,431 |
| 405822 2 | FDOT | US 19 (SR 55)/US 98 | W. Green Acres St. | W. Jump Ct. | Add 2 lanes (existing 4) | CONST | UNDERWAY | \$29,268,982 |
| 405822 3 | FDOT | US 19 (SR 55)/US 98 | W. Jump Ct. | W. Fort Island Trail | Add 2 lanes (existing 4) | CONST | UNDERWAY | \$37,962,912 |
| 416733 2 | FDOT | SR 50 Bypass | CR 485 (Cobb Rd.) | W. of Buck Hope Road | Add 2 lanes (existing 4) | CONST | 2023 | \$11,192,916 |
| 416735 1 | FDOT | SR 50 Bypass | W. of Buck Hope Road | Jefferson Street (50A) | Add 2 lanes (existing 4) | CONST | 2026 | \$41,323,243 |
| 257165 3 | FDOT | US 41 (SR 45) (N. Florida Ave.) | SR 44 (E. Gulf to Lake Hwy.) | S of Withlacoochee Trail Bridge | Add 2 lanes (existing 2) | CONST | 2023 | \$14,985,303 |
| 257165 4 | FDOT | US 41 (SR 45) (N. Florida Ave.) | S of Withlacoochee Trail Bridge | N of N Sportsman Pt | Add 2 lanes (existing 2) | CONST | 2025 | \$21,511,308 |
| 442835 1 | FDOT | SR 50 (Cortez Blvd.) | US 301 / SR 35 (Treiman Blvd.) | Hernando/Sumter Co. Line | Add 2 lanes (existing 2) | CONST | UNDERWAY | \$54,317,918 |
| 257165 1 | FDOT | US 41 (SR 45) (N. Florida Ave.) | SR 44 (E Gulf to Lake Highway) | SR 200 (N Carl G Rose Hwy.) | Add 2 lanes (Existing 2) | PE | | |
| 257165 5 | FDOT | US 41 (SR 45) (N. Florida Ave) | N of N Sportsman Pt | E of Arlington St | Add 2 lanes (existing 2) | ROW | 2024 | |



TRANSPORTATION ALTERNATIVE PROJECTS

The following Transportation Alternative Projects were initiated or scheduled for a production phase in the FY 2023-FY 2027 FDOT Work Program.

Table 2: Transportation Alternative Projects initiated or scheduled for a production phase by FPN

| FPN / RESP. AGENCY | PROJECT/CORRIDOR | FROM | TO | AREA | PROJECT TYPE | PROJECT PHASE/YEAR |
|--------------------|---|-------------------------------|--------------------|--------|--------------|--------------------|
| 433714 1/FDOT | E Linden Dr | Coronado Dr | Spring Hill Dr | HC | TA | CST 2021 |
| 437264 2/FDOT | GNT GAP Connector | SR 50/Cortez Blvd | GNT | HC/COB | TA | CST 2022 |
| 437484 1/FDOT | W. Landover Blvd. | Northcliffe Blvd. | Elgin Blvd. | HC | TA | CST 2023 |
| 437514 2/FDOT | US 19/SR 55/S. Suncoast Blvd. - Multi-Use Trail | Hernando/Citrus County Line | W. Green Acres St. | CC/CR | RRR | CST 2021 |
| 438651 1/FDOT | S Linden Dr. - Sidewalk | County Line Rd. | Spring Hill Dr. | HC | TA | CST 2024 |
| 439508 1/FDOT | Elgin Blvd – sidewalk | Deltona Blvd | Mariner Blvd | HC | TA | CST 2022 |
| 439509 1/FDOT | Deltona Blvd Sidewalks | Elgin Blvd | SR 50 | HC | TA | CST 2022 |
| 439698 1/FDOT | Forest Ridge Elementary – Ph I Sidewalk | W Norvell Bryant Hwy (CR 486) | W Lake Beverly Dr | CC | SRTS | CST 2021 |
| 441051 1/FDOT | Forest Ridge Elementary Phase II | W. Beverly Drive | W Colbert Ct | CC | SRTS/TA | PE 2024 |
| 441103 1/FDOT | Freeport Dr | Deltona Blvd | Northcliffe Blvd | HC | SRTS | CST 2024 |
| 441107 1/FDOT | Eastside Elementary – Sidewalk, Raley Rd | US 98/SR 50/Cortez Blvd | Roper Road | HC | SRTS | CST 2024 |

**Note: HC is Hernando County, CC is Citrus County, COB is City of Brooksville, CR is Crystal River. TA is Transportation Alternative, RRR is Resurfacing, Restoration and Rehabilitation, SRTS is Safe Routes to School, CST is Construction, PE is Preliminary Environmental.*



Fiscal Summary of TIP Project for 2022/2023 – 2026/2027

The TIP is based on input from the FDOT. It incorporates all the major bridge, highway, rail, intersection, maintenance, repair, reconstruction, replacement, transit, and new construction Project currently programmed for accomplishment with State and/or Federal funds in the Hernando/Citrus MPO Area. The summary can be found in Appendix D.

Specifically included are Project on the Interstate, National Highway System (NHS), and Strategic Intermodal System (SIS). Also included are Project on all other (non-interstate and non-NHS) categories of roads that needed to be highlighted.

The primary purpose of this section is to provide details of area priorities, funding, phasing, cost estimates, and the timings of the Hernando/Citrus MPO improvements Projected for implementation for Surface Transportation Program (STP) and other non-local funds.

FDOT Five Year Work Program FY FY2023-2027 Project on the Strategic Intermodal System (SIS)

The normal Project production sequence is to have a Project Development and Environment (PD&E) phase, a Design (PE) phase, a Right of Way (ROW) phase, and a Construction (CST) phase. Some Project may not have a ROW phase if land is not needed to complete the Project. Costs on the TIP pages for Project on the SIS will have historical costs, five years of the current TIP and five years beyond the current TIP. If there is no CST phase on the TIP page, then the entry will probably not be reflective of the total Project cost. For some Project, such as resurfacing, safety or operational Project, there may not be a total cost provided but rather additional details on that program.

The SIS is a network of high priority transportation facilities which includes the State's largest and most significant commercial service airports, spaceport, deep-water seaports, freight rail terminals, passenger rail and intercity bus terminals, rail corridors, waterways, and highways. All Project on the SIS will have a SIS identifier on the TIP page (see example TIP page below).

For costs beyond the ten-year window, access to the LRTP is provided. The LRTP reference on the TIP page provides the information necessary to locate the full Project costs and/or additional details regarding the Project in the LRTP.

Non- SIS Project

The normal Project production sequence is to have a Project Development and Environment (PD&E) phase, a Design (PE) phase, a Right of Way (ROW) phase, and a Construction (CST) phase. Some Project may not have a ROW phase if land is not needed to complete the Project. Costs on the TIP pages for Project not on the SIS will have historical costs and five years of the current TIP. If there is no CST phase on the TIP page, then the entry will probably not be reflective of the total Project cost. For some Project, such as resurfacing, safety or operational Project, there may not be a total cost provided but rather additional details on that program.

Total Project costs and other Project details will be accessible in the TIP for all Non-SIS Project in the TIP. All Projects not on the SIS will have a Non-SIS identifier on the TIP page (see example TIP page below).

For costs beyond the five-year window, access to the LRTP is provided. The LRTP reference on the TIP page provides the information necessary to locate the full Project costs and/or additional details regarding the Project in the LRTP. If there is no



LRTP reference in the TIP, full Project costs are provided in the TIP.

Disclaimer

The “Total Project Cost” amount displayed for each of the federal and state funded Project in the TIP represents 5 years of programming in the FDOT Work Program plus historical cost information for all Projects having expenditures paid by FDOT prior to FY 2022.

For a more comprehensive view of a particular Project’s anticipated total Project cost for all phases of the Project, please refer to the Long Range Transportation Plan (LRTP). The Effective Date for the tables in Appendix D and E is April 11, 2022, (5 Year TIP) and (5 Year TIP – Fund Summary)

ANNUAL LISTING OF OBLIGATED PROJECTS – APPENDIX F

Pursuant to the provisions of 23 U.S.C. 134 (j)(7)(B) and 49 U.S.C. 5303(c)(5)(B), and Subsection 339.175 (7) (h), F.S., the MPO has published an annual listing of Projects for which Federal funds have been obligated in the preceding year.

These Project are summarized in Appendix F and can be found on the FDOT website www.fdot.gov/workprogram/Federal/fa-MPO-ObligDet.shtm

PUBLIC ENGAGEMENT FOR DEVELOPMENT OF THE 2022/2023 – 2026/2027 TIP

It is policy of the Hernando/Citrus MPO to schedule public input as part of all MPO and Committee meeting agendas. Additionally, the MPO follows the adopted Public Participation Plan (PPP) for all plans and programs to ensure the public has adequate opportunity to participate. The MPO’s PPP can be found on our website as follows:

<https://www.hernandocounty.us/departments/departments-f-m/metropolitan-planning-organization-new/get-involved>.

The PPP was updated in September 2018. The PPP outlines goals and objectives for actively engaging the public in its programs and processes to ensure transparency. In addition to the MPO providing a newsletter, the Technical Advisory Committee, (TAC), Citizens Advisory Committee (CAC) and Bicycle/Pedestrian Advisory Committee (BPAC) is used to enhance public involvement throughout the planning process. The MPO committees reviewed the Draft TIP on May 25, 2022. The MPO website is routinely updated with relevant announcements and information. The Draft TIP for FY **2022/2023 – 2026/2027** was posted on the MPO’s website during the review process 30 days prior to adoption by the MPO Board meeting scheduled for July 7, 2022.

FDOT/MPO CERTIFICATIONS

The Hernando/Citrus MPO participates in an annual joint certification process with FDOT District 7 which concluded on March 15, 2022.

CONGESTION MANAGEMENT

Congestion management is the application of strategies to improve transportation system performance and reliability by reducing the adverse impacts of congestion on the movement of people and goods. The Congestion Management Process (CMP) is a systematic approach for managing congestion throughout the region, providing the safe and effective integrated management and operation of new and existing transportation facilities using demand reduction and operational management strategies.

Although the Hernando/Citrus MPO is not in a TMA, both counties have developed and implemented congestion



management processes to provide the information needed to make informed decisions regarding the proper allocation of transportation resources as required by Florida Law.

LOCAL CAPITAL IMPROVEMENT PROGRAMS (CIP)

The MPO member Local Government Agencies have provided their Capital Improvement Programs (CIPs) as appropriate for inclusion into the TIP and are included as Appendix G

TRANSIT

The Capital Improvement Programs (CIPs) provided by the MPO Member Local Transit Agencies have been incorporated into the TIP and are included as Appendix H.

TRANSPORTATION DISADVANTAGED SERVICES

As the Designated Official Planning Agency (DOPA) for the Transportation Disadvantaged Program in Hernando County and Citrus County, the MPO provides support for each Local

Coordinating Board (LCB). Both LCBs are comprised of representatives of social service agencies, transportation providers, FDOT and citizens representatives.

Transportation Disadvantaged Services are provided by the Community Transportation Coordinator (CTC). Mid Florida Community Services is the CTC for Hernando County, and Citrus County Transit is the CTC for Citrus County.

The Transportation Disadvantaged Service Plan is developed by the Community Transportation Coordinator (CTC) and the DOPA under the guidance and approval of the Local Coordinating Board. The plan is an annually updated tactical plan with components of development, service, and quality assurance. Through the Local Coordinating Board's involvement in the review and approval of the Service Plan, the Local Coordinating Board can guide and support the CTC in implementing coordination efforts and locally developed service standards that are consistent with the needs and resources of the community. The CIPs for the Transportation Disadvantaged Program are included in Appendix I

Page blank for printing purposes



GLOSSARY

A

- ADA** The [Americans with Disabilities Act of 1990](#) is a Federal law that requires public facilities (including transportation services) to be accessible to persons with disabilities including those with mental disabilities, temporary disabilities, and the conditions related to substance abuse.
- ACNP** [Advanced Construction NHPP](#). Advanced Construction is used to program project phases that will eventually be reimbursed with federal funds. These are state funds used to finance projects in anticipation of future federal funds. AC funds are authorized with Federal Highway Administration (FHWA) in the same manner as regular federal funds. This will allow the Florida Department of Transportation to convert the AC funds to federal funds and then bill FHWA for accumulated costs.
- ACSA** **Advanced Construction (SA)** The SA portion of the initialization indicates a funding category. SA is for the Safety Program.
- ACSL** **Advanced Construction (SL)** The SL program allocations are for areas with population greater than 5,000 but no more than 200,000 –Projects in these areas are to be identified for funding by the state in consultation with regional planning organizations, if any.

B

- BOCC** **Board of County Commissioners.** The Board of County Commissioners is the chief legislative body in a County. Five county commissioners are elected to four-year terms by the voters at large and represent the geographical district in which they reside. The Board approves the budget, adopts local ordinances and resolutions, and establishes policies which govern the County and ensure the health, safety, and welfare of the citizens.
- BPAC** **Bicycle/Pedestrian Advisory Committee.** The BPAC was established to provide a continuing forum with which to analyze and promote bicycle and pedestrian issues and Project as an integral part of a multi-modal transportation planning process. The BPAC initiates updates on the prioritization of transportation enhancement Project. The BPAC meets on a quarterly basis.
- BNIR** **Intrastate R/W (right of way) & Bridge Bonds**

C

- CAC** **Citizens Advisory Committee.** The CAC provides a formal framework for continuing public input on the Unified Planning Work Program (UPWP), the Transportation Improvement Program (TIP), and the Long Range Transportation Plan (LRTP), as well as other elements of the transportation planning process.



The CAC meets on a quarterly basis to provide public input at all stages of the planning process.

CCC [West Central Florida MPO Chairs Coordinating Committee.](#) The CCC is an effort to address the transportation challenge on a regional, long – range basis. Issues such as personal mobility, access to jobs, goods movement, emergency evacuation, and growth management are some of the concerns addressed by the CCC, which is made up of the chairpersons from Metropolitan Planning Organizations and Transportation Planning Organizations (MPOs and TPOs) and their affiliated, transportation-related organizations. It serves eight counties: Citrus, Hernando, Hillsborough, Manatee, Pasco, Pinellas, Polk, and Sarasota.

CIP **Capital Improvement Program.** The CIP is a multi-year schedule of capital improvement Project, including priorities and cost estimates, budgeted to fit the financial resources of the community. This plan is updated annually and is part of the County’s Comprehensive Plan.

CM **Congestion Mitigation.** The CMP is a management system and process conducted by metropolitan planning organizations (MPO), such as the Hernando/Citrus MPO, to improve traffic operations and safety by either strategies that reduce travel demand or the implementation of operational improvements.

CMP **Congestion Management Process.** The CMP is a management system and process conducted by metropolitan planning organizations (MPO), such as

the Hernando/Citrus MPO, to improve traffic operations and safety by either strategies that reduce travel demand or the implementation of operational improvements.

CMAQ [Congestion Mitigation and Air Quality Improvement Program.](#) The FAST Act continued the CMAQ program to provide a flexible funding source to State and local governments for transportation Project and programs to help meet the requirements of the Clean Air Act. Funding is available to reduce congestion and improve air quality for areas that do not meet the National Ambient Air Quality Standards for ozone, carbon monoxide, or particulate matter (nonattainment areas) and for former nonattainment areas that are now in compliance (maintenance areas).

CMS [Congestion Management System.](#)

COOP **Continuity of Operations Plan.** The COOP establishes policy and guidance to ensure the execution of mission essential functions for the Hernando/Citrus MPO if an emergency in Hernando County threatens or incapacitates operations, and to direct the relocation of selected personnel and resources to an alternate facility capable of supporting operations.

CPG Consolidated Planning Grant. The CPG enables FDOT, in cooperation with the MPO, FHWA, and FTA, to annually consolidate Florida’s FHWA PL and FTA 5305(d) metropolitan planning fund allocations into a single grant that is administered by the FHWA Florida Division.



CST **Construction.**

CTC **Community Transportation Coordinator.** The CTC is the agency or organization in each county responsible for ensuring that coordinated transportation services are provided to serve the transportation disadvantaged.

CTD **Commission for Transportation Disadvantaged.** The CTD is the State-level policy board for the coordination of transportation services for persons who because of disability, age or income are unable to transport themselves. The CTD adheres to the policies and procedures as set out in Chapter 427 F.S. and Rule 41-2, F.A.C.

CTST **Community Traffic Safety Team.** The CTST is a locally based group of highway safety advocates who are committed to solving traffic safety problems through a comprehensive, multi-jurisdictional, multi-disciplinary approach. Members include city, county, state, private industry, and citizens. The common goal of each CTST is to reduce the number and severity of traffic crashes within their community.

D

D **Unrestricted State Primary:** This term refers to State Primary roadway that has unrestricted access, i.e. The roadway is open for driveways and other road access points.

DBE **Disadvantaged Business Enterprise.** The DBE is a for-profit small business concern:

1. That is at least 51 percent owned by one or more individuals who are both socially and economically

disadvantaged or, in the case of a corporation, in which 51 percent of the stock is owned by one or more such individuals; and

2. Whose management and daily business operations are controlled by one or more of the socially and economically disadvantaged individuals who own it.

DDR **District Dedicated Revenue.** Those state revenues which are collected pursuant to Section 206.608, Florida Statutes, are allocated directly to the districts, and to the maximum extent feasible, in the county where the proceeds were collected, without being reduced by any other requirements. DDR, statutorily known as the "State Comprehensive Enhanced Transportation Systems Tax", in addition to highway uses, may also be used for district public transportation projects to meet the required statewide minimum distribution of 15% of state funds for public transportation.

DEO **Department of Economic Opportunity.**

DEM **Environmental Mitigation**

DIH **State In-House Product Support.** In-house product support is calculated. The manpower and related program components which directly support the product needs of the Program and Resource Plan are analyzed on a direct cost basis to ensure the product levels can be supported. The resultant state funds needed for support by department forces are formed into a District In-House (DIH) fund allocation. DIH is comprised of preliminary engineering, R/W support, construction engineering inspection, materials testing,



and traffic operations estimated direct costs which are not funded with federal aid or other funds.

DOPA **Designated Official Planning Agency.** The DOPA is the entity responsible for transportation disadvantaged planning in a given area. In the urbanized areas of the state, the planning agencies are metropolitan planning organizations (MPOs).

DPTO **State – PTO** represents state FLP funds. The initialization “FLP” represents the freight, logistics and passenger operations program.

DS **State Primary Highways and PTO.**

DU **State Primary / Federal Reimbursement**

E

EPA [Environmental Protection Agency](#)

ETDM [Efficient Transportation Decision Making.](#) Florida’s ETDM process defines the procedures for planning transportation Project, conducting environmental reviews, and developing and permitting Project.

F

FAA [Federal Aviation Administration.](#)

FAST-Act [Fixing America’s Surface Transportation Act.](#) Signed into law in December of 2015 by President Obama that provided long-term funding for surface transportation and infrastructure, planning and investment.

Faulting Faulting is the vertical misalignment of pavement joints, applicable to certain types of concrete pavements

FDOT [Florida Department of Transportation.](#) FDOT is the State of Florida’s multi-modal transportation agency. Organizationally, it is composed of one Central Office in Tallahassee, seven District Offices, and the Florida’s Turnpike Enterprise.

FHWA [Federal Highway Administration.](#) The FHWA is the Division of the U.S. Department of Transportation responsible for administrating federal highway transportation programs under Title 23 U.S.C. and Title 49 U.S.C.

FTA [Federal Transit Administration.](#) The FTA is the Federal entity responsible for transit planning and programs under Title 49 U.S.C.

FTE [Florida’s Turnpike Enterprise.](#) Florida’s Turnpike Enterprise (FTE) manages Florida’s Turnpike System and acts as a separate business unit of the Florida Department of Transportation (FDOT). FTE is responsible for all operations on every FDOT-owned and operated toll road and bridge. The FTE five-year work program (2016-2020) contains more than \$3.7 billion in capital improvements, which include widening the mainline roadway, new interchanges, safety improvements, resurfacing improvements, and maintenance.

FTP [Florida Transportation Plan.](#) The FTP is the state’s long-range plan guiding Florida’s transportation future.



The FTP is a plan for all of Florida – and affects every resident, business, and visitor.

FY Fiscal Year. A fiscal year is used in government accounting, which varies between countries, and for budget purposes. It is also used for financial reporting by businesses and other organizations. Fiscal years for the MPO, State and Federal Governments do not align with the calendar year.

G

GFSA GF STPBG Any Area

GFNSN GF STPBG <5K (Rural)

GIS Geographic Information System. GIS is a framework for gathering, managing, and analyzing data. Rooted in the science of geography, GIS integrates many types of data. It analyzes spatial location and organizes layers of information into visualizations using maps and 3D scenes.

GMR Growth Management for SIS

GPC General Planning Consultant

GRSC Growth Management for Scop

H

HPMS [Highway Performance Monitoring System.](#) The primary purpose of the HPMS is to serve data and information needs to reflect the condition and operating characteristics of the nation's highways. HPMS data support the analyses needed for the biennial condition and performance reports to Congress.

HSP [Highway Safety Program.](#)

I

ICAR Intergovernmental Coordination and Review and Public Transportation Collaborative Agreement. The ICAR provides framework for review between MPO and Public Transportation actuals and regional planning councils.

IRI International Roughness Index. IRI is an indicator of roughness, applicable to all asphalt and concrete pavements.

ITS Intelligent Transportation System. ITS is the use of computer and communications technology to facilitate the flow of information between travelers and system operators to improve mobility and transportation productivity, enhance safety, maximize the use of existing transportation facilities, conserve energy resources and reduce adverse environmental effects; includes concepts such as “freeway management systems,” “automated fare collection,” and “transit information kiosks.”

J

JPA Joint Participation Agreement means a contract between the department and a public transit system for either operations or capital assistance needed for implementation of a transit service project or projects. Each agreement shall include, but not be limited to, a project budget, method of payment, and period of performance.



K

L

LCB Local Coordinating Board. The purpose of the coordinating board is to provide advice and direction to the CTC concerning the coordination of transportation services.

LEP Limited English Proficient. LEP refers to individuals who do not speak English as their primary language and who have a limited ability to read, speak, write, or understand English

LF Local Funds

LFP Local Funds for Participating

LOPP List of Priority Projects. The LOPP is a list of priority Project developed in coordination with the MPO Board and committees. The MPOs annual LOPPs must be based upon Project selection criteria that, at a minimum, consider the following: [\[s.339.175\(8\)\(b\), F.S.\]](#)

- The approved MPO LRTP
- The Strategic Intermodal System Plan developed under [s.339.64, F.S.](#)
- The Transportation Regional Incentive Program (TRIP) priorities developed pursuant to [s.339.2819\(4\), F.S.](#)
- The results of the transportation management systems; and
- The MPO’s public involvement procedures.

The MPO’s LOPPs is formally reviewed by the technical and citizens’ advisory committees and approved by the MPO before being transmitted to the District. The approved LOPPs are used by the FDOT Planning District in developing the District Work Program and must be used by the MPO in developing its TIP. [\[s.339.175 \(8\)\(b\), F.S.\]](#)

LOS Level of Service. LOS is a qualitative assessment of a road’s operating condition, generally described using a scale of A (little congestion) to E/F (severe congestion).

LOTTR Level of Travel Time Reliability. LOTTR is the percent of person-miles on the Interstate system that are reliable, also referred to as the percent of person-miles on the non-Interstate NHS that are reliable.

LRTP Long Range Transportation Plan. The LRTP is a 25-year forecast plan required of state planning agencies and MPOs, which must consider a wide range of social, environmental, energy, and economic factors in determining overall regional goals and consider how transportation can best meet these goals

M

MAP-21 [Moving Ahead for Progress in the 21st Century Act.](#)

MPO Metropolitan Planning Organization. The MPO is the forum for cooperative transportation decision-making, required for urbanized areas with populations over 50,000.



MPOAC [Metropolitan Planning Organization Advisory Council](#). The MPOAC is a statewide transportation planning and policy organization created by the Florida Legislature pursuant to Section 339.175(11), Florida Statutes, to augment the role of individual MPOs in the cooperative transportation planning process. The MPOAC assists MPOs in carrying out the urbanized area transportation planning process by serving as the principal forum for collective policy discussion.

N

NHS **National Highway System.** Specific major roads to be designated September 30, 1995; the NHS will consist of 155,000 (plus or minus 15%) miles of road and represents one category of roads eligible for Federal funds under ISTEA.

NHFP **National Highway Freight Program.** The purpose, among other goals, of the National Highway Freight Program (NHFP) is to improve efficient movement of freight on the National Highway Freight Network (NHFN).
https://ops.fhwa.dot.gov/freight/pol_plng_finance/policy/fastact/s1116nhfpguidance

NHPP **National Highway Performance Program.** IM, Bridge Replacement, National Highway -Map 21

NTD **National Transit Database.** In 1974, Congress established the National Transit Database (NTD) program to collect financial, operating, and asset information on transit agencies. Congress based the NTD program on the Uniform Financial Accounting and Reporting Elements (FARE), a Project initiated by

the transit industry and funded by the UMTA. The NTD has become the Nation’s primary source of information on transit agencies.

O

P

PD&E [Project Development and Environment](#). The PD&E is a corridor study to establish conceptual design for a roadway and to determine its compliance with Federal, State, and local environmental permits, as required.

PE [Preliminary Engineering/Design](#). Preliminary engineering is the location, design, and related work preparatory to the advancement of a project to physical construction. Preliminary engineering includes preliminary and final design, both defined in [23 CFR 636.103](#), and other project-related work leading to physical construction. This includes costs to perform studies needed to address requirements of the National Environmental Policy Act (NEPA) and other environmental laws. It may include advertising and other pre-award work such as bid analysis, although it is also acceptable to include this work as construction engineering costs.

PHED **Peak Hour Excessive Delay.** Traffic congestion is measured by the annual hours of PHED per capita on the NHS. Excessive delay is based on travel time at 20 miles per hour or 60 percent of the posted speed limit travel time, whichever is greater, during in 15-minute intervals per vehicle. [23 CFR 490.705 and 490.707]



- PKBD** Turnpike Master Bond Fund
- PKED** 2012 SB1998-Turnpike Feeder Rd
- PKYI** Turnpike Improvement
- PKYR** Turnpike Renewal and Replacement
- PL** **Planning - Metro Plan (85% FA; 15% Other).** Federal Highway Administration planning funds, also called Section 112 funds.
- PPP** **Public Participation Plan.** One of the required elements under MAP-21 is that a PPP (i) shall be developed in consultation with all interested parties, and (ii) shall provide that all interested parties have reasonable opportunities to comment on the contents of the transportation plan.
- PSR** **Present Serviceability Rating.** PSR is a quality rating applicable only to certain lower speed roads.
- PTGA** **Public Transportation Grant Agreement.** A PTGA is an agreement between an agency and FDOT that establishes a public transportation Project and responsibilities related to the Project. A PTGA defines the scope, budget, funding source, and any legal provision necessary for the Project.

Q

R

- RFQ** **Request for Qualifications**
- ROW** **Right-of-Way.** Real property that is used for transportation purposes, defines the extent of the

corridor that can be used for the road and associated drainage.

RTA **Regional Transportation Analysis.** The Regional Transportation Analysis (RTA) promotes transportation planning both within and among the counties that make up the Tampa Bay Region. The RTA provides a forum for the coordination of proposed transportation improvements - both highway and transit - that span multiple jurisdictions. Another important function of the RTA is that it provides for the development of a powerful, regional travel demand-forecasting model, the Tampa Bay Regional Planning Model.

RRR **Resurfacing, Restoration and Rehabilitation.** Resurfacing, restoration, and rehabilitation (RRR) work is defined as work undertaken to extend the service life of an existing highway and enhance highway safety. This includes the placement of additional surface materials and other work necessary to return an existing roadway to a condition of structural and functional adequacy.

Rutting Rutting is the extent of surface depressions, applicable to asphalt pavements.

S

- SA** **STP, Any Area**
- SAA** **Single Audit Act.** The SAA establishes state audit and accountability requirements for state financial assistance provided to nonstate entities. The intent of the Act is that state audit and accountability



requirements, to the extent possible, parallel the federal audit requirements.

- SCED** **2012 SB1988 - Small County Outreach**
- SCOP** **Small County Outreach Program**
- SCTPA** **Sun Coast Transportation Alliance**
- SCWR** **2015 SB2514A - Small County Outreach**
- SHSP** **[Florida Strategic Highway Safety Plan](#).** The SHSP is the statewide plan focusing on how to accomplish the vision of eliminating fatalities and reducing serious injuries on all public roads. The SHSP is updated at least every five years by FDOT in coordination with statewide, regional, and local safety partners. The SHSP is focused on the roadway component of transportation safety. Safety on other modes of transportation is covered by other plans.
- SIS** **[Strategic Intermodal System](#).** The SIS is a Florida network of high-priority transportation facilities, including the State’s largest and most significant commercial service airports, spaceport, deep-water seaports, freight rail terminals, passenger rail and intercity bus terminals, rail corridors, waterways, and highways.
- SIWR** **[2015 SB2514A - Strategic Intermodal System - Wheels on Road](#).** SIWR is primarily used to fund project phases that do not qualify for Federal funding. SB 2514A specifies how certain motor vehicle registration fees or “Wheels on the Road” revenues are used. SIS projects programmed with wheels on road funds will use the SIWR fund code

- SL** **STP, Areas population <= 200,000**
- SN** **STP, Mandatory Non-Urban population <= 5,000**
- SR2T** **Safe Routes – Transfer**
- [STED](#)** **2012 SB1998-Strategic Economic Corridor.** Primarily used to fund project phases that do not qualify for Federal funding.
- STIP** **State Transportation Improvement Program.** The STIP is FDOT’s Five-Year Work Program as prescribed by Federal law.

T

TA **Transportation Alternatives.** As defined under 23 U.S.C. 101(a)(29) (MAP-21 1103), these are specific activities which can be funded with Surface Transportation Program (STP) funds; activities include pedestrian/bicycle facilities, recreational trails program, Safe Routes to School (SRTS) activities, railway corridor preservation, construction of turnouts, overlooks and viewing areas, control/removal of outdoor advertising, historic preservation and rehabilitation of historic transportation facilities, invasive species control, archeological activities relating to impacts from eligible transportation Project, mitigation of highway storm water runoff water pollution, and reduce vehicle-caused wildlife mortality, planning, designing and construction of boulevards and other roadways largely in the right-of-way of former Interstate System routes or other divided highways.

TAC **Technical Advisory Committee.** A standing committee of most MPOs, function is to provide



advice on plans or actions of the MPO from planners, engineers, and other staff members (not general citizens).

- TALL** **Transportation Alternatives population <200,000**
- TALT** **Transportation Alternatives - Any Area**
- TAM** **Transit Asset Management.** Transit Asset Management is a business model that uses the condition of assets to guide the optimal prioritization of funding at transit properties and keep transit networks in a State of Good Repair (SGR).
- TBARTA** **Tampa Bay Area Regional Transit Authority.**
- TBRPC** **Tampa Bay Regional Planning Council.** TBRPC was established as Florida’s first regional planning council in 1962 when representatives from St. Petersburg, Clearwater, and Tampa recognized the need for regional coordination. They believed growth and community issues extend beyond county and municipal boundaries, a concept that still defines the Council’s purpose today. TBRPC is one of ten regional planning councils in Florida.
- TD** **Transportation Disadvantaged.** Those persons who because of physical or mental disability, income, status, or age are unable to transport themselves or purchase transportation and are, therefore, dependent upon others to obtain access to health care, employment, education, shopping, social activities, or other life-sustaining activities, or children who are disabled or high-risk or at-risk as defined in Section 411.202, Florida Statutes.

- TDLCB** **Transportation Disadvantaged Local Coordinating Board:** The Transportation Disadvantaged Local Coordinating Board (TDLCB)s are the technical level review Boards established, consistent with Florida Statute, Chapter 427. The respective Boards oversee the activities of the Community Transportation Coordinator (CTC) and the overall Transportation Disadvantaged (TD) service program. The MPO serves as the Designated Official Planning Agency (DOPA) for the transportation disadvantaged program for both Hernando and Citrus County and functions as the appointing authority for both Boards, the TDLCBs meet on a quarterly basis.
- TDM** **Transportation Demand Management.** Transportation demand management, traffic demand management or travel demand management is the application of strategies and policies to reduce travel demand, or to redistribute this demand in space or in time. In transport, as in any network, managing demand can be a cost-effective alternative to increasing capacity.
- TDP** **Transit Development Plan.** The State of Florida Public Transit Block Grant Program was enacted by the Florida Legislature to provide a stable source of funding for public transit. The Block Grant Program requires public transit service providers to develop, adopt, and annually update a 10-Year Transit Development Plan (TDP). Under legislation that became effective February 20, 2007, the TDP must undergo a Major Update every five years. In the interim years, an update is to be submitted in the form of a



progress report on the 10-year implementation program of the TDP.

TDSP **Transportation Disadvantaged Service Plan.** The TDSP is a tactical plan with components of development, service, and quality assurance. It outlines and evaluates the services provided to the Transportation Disadvantaged population by the CTC. Every five years a new TDSP is developed and updated annually by the CTC, the planning agency and the LCB. Thus, the LCB can guide and support the CTC in implementing coordination efforts or locally developed service standards that are consistent with the needs and resources of the community.

TIP **Transportation Improvement Program.** A priority list of transportation Project developed by an MPO that is to be carried out within the four-year period following its adoption; must include documentation of Federal and State funding sources for each Project and be consistent with adopted MPO Long Range Transportation Plan (LRTP) and local government comprehensive plans

TLWR [2015 SB 2514 A-Trail Network](#)

TMA [Transportation Management Area.](#) A TMA is designated by the U.S. Secretary of Transportation for an urbanized area with a population of at least 200,000. Congress provided for this greater role by MPOs through a certification review aimed at formalizing the continuing oversight and day-to-day evaluation of the planning process. MPOs attaining certification enjoy certain benefits, but they also incur additional requirements beyond those of smaller urbanized areas

for congestion management, project selection, and certification.

TRIP [Transportation Regional Incentive Program.](#) TRIP was created in 2005 to improve regionally significant transportation facilities in "regional transportation areas". State funds are available throughout Florida to provide incentives for local governments and the private sector to help pay for critically needed Project that benefit regional travel and commerce. The Florida Department of Transportation (FDOT) will pay up to 50 percent of the non-federal share of Project costs for public transportation facility Project.

TRT **Technical Review Team**

[TTRR](#) **Truck Travel Time Reliability index.** TTRR is the consistency or dependability in travel times for trucks, as measured from day-to-day and/or across different times of the day.

U

UPWP **Unified Planning Work Program.** A Unified Planning Work Program (UPWP) is an annual or biennial statement of work identifying the planning priorities and activities to be carried out within a metropolitan planning area. At a minimum, a UPWP includes a description of the planning work and resulting products, who will perform the work, time frames for completing the work, the cost of the work, and the source(s) of funds.

USDOT [United States Department of Transportation](#)



V

W

X

Y

Z

ZDATA [Zonal Data](#). The information needed to describe the traveling public is commonly known as the zonal data and it includes household, person, vehicle, and travel related characteristics. The other is the supply side of the transportation systems represented by multimodal transportation networks.

Zoom A program used by Hernando County and the Hernando/Citrus MPO to conduct virtual meetings.

APPENDIX A: TIP/STIP AMENDMENTS

| Date | Revision # | Change Type | Explanation of the change |
|----------|------------|--------------|--|
| 4-6-2023 | 1 | Amendment | Updated funding amounts for project 257165 4, US 41 (SR 45) from S. of the Withlacoochee Trail Bridge to N. of N. Sportsman Point to align with the current State Improvement Plan (STIP) to meet Planning consistency requirements for Federal HighwayAdministration (FHWA)/National Environmental Policy Act (NEPA) approval which will be submitted late spring/early summer. |
| 6-1-2023 | 2 | Modification | Updated funding amounts for PL funding to reflect carry forward from remaining \$227,174 of G1M00 Contract and additional FDOT allocation of \$1,610. Companion UPWP Revision 2 was adopted 6-1-2023. Edited pages: Cover, Page, Pages 55-56 (TIP Fiscal Summary), Page 57 (Fiscal Constraint), Page 87 (Project 439335-4 PL Transportation Planning). |

Page blank for printing purposes



APPENDIX B: PERFORMANCE MEASURES

Page blank for printing purposes

Performance Management Requirements in Metropolitan Planning Organization Transportation Improvement Programs

**Office of Policy Planning
Florida Department of Transportation**

April 2022 updates



TABLE OF CONTENTS

| | |
|--|-----------|
| 1 - PURPOSE | 29 |
| 2 - BACKGROUND | 30 |
| 3 - HIGHWAY SAFETY MEASURES (PM1) | 31 |
| 3.1 Highway Safety Targets | 31 |
| 3.2 MPO Safety Performance Targets | 32 |
| 3.3 FDOT Safety Planning and Programming | 33 |
| 3.4 Safety Investments in the TIP | 36 |
| 4 - PAVEMENT & BRIDGE CONDITION MEASURES (PM2) | 38 |
| 4.1 Pavement and Bridge Condition Targets | 39 |
| 4.2 Pavement and Bridge Investments in the TIP | 40 |
| 5 - SYSTEM PERFORMANCE, FREIGHT, & CONGESTION MITIGATION & AIR QUALITY IMPROVEMENT PROGRAM MEASURES (PM3) | 41 |
| 5.1 System Performance and Freight Targets | 42 |
| 5.2 System Performance and Freight Investments in the TIP | 44 |
| 6 - TRANSIT ASSET MANAGEMENT MEASURES | 45 |
| 6.2 Transit Asset Management Targets | 46 |
| 6.3 Transit Asset Management Investments in the TIP | 47 |
| 7 - TRANSIT SAFETY PERFORMANCE | 48 |
| 7.1 Transit Safety Targets | 48 |
| 7.2 Transit Safety Investments in the TIP | 49 |



1 - PURPOSE

This document provides language that Florida’s metropolitan planning organizations (MPO) may incorporate in Transportation Improvement Programs (TIP) to meet the federal transportation performance management rules. The document is consistent with the Transportation Performance Measures (TPM) Consensus Planning Document developed jointly by the Florida Department of Transportation (FDOT) and the Metropolitan Planning Organization Advisory Council (MPOAC). This document outlines the minimum roles of FDOT, the MPOs, and the public transportation providers in the MPO planning areas to ensure consistency to the maximum extent practicable in satisfying the transportation performance management requirements promulgated by the United States Department of Transportation in Title 23 Parts 450, 490, 625, and 673 of the Code of Federal Regulations (23 CFR).

The document is organized as follows:

- Section 2 provides a brief background on transportation performance management;
- Section 3 covers the Highway Safety measures (PM1);
- Section 4 covers the Pavement and Bridge Condition measures (PM2);
- Section 5 covers System Performance measures (PM3);
- Section 6 covers Transit Asset Management (TAM) measures; and
- Section 7 covers Transit Safety measures.



2 - BACKGROUND

Performance management is a strategic approach to connect investment and policy decisions to help achieve performance goals. Performance measures are quantitative criteria used to evaluate progress. Performance measure targets are the benchmarks against which progress is assessed using available data. The Moving Ahead for Progress in the 21st Century Act (MAP-21) requires state departments of transportation (DOT) and MPOs to conduct performance-based planning by tracking performance measures and establishing data-driven targets to improve those measures. Performance-based planning ensures the most efficient investment of transportation funds by increasing accountability, providing transparency, and linking investment decisions to key outcomes related to seven national goals:

- Improving safety;
- Maintaining infrastructure condition;
- Reducing traffic congestion;
- Improving the efficiency of the system and freight movement;
- Protecting the environment; and
- Reducing delays in project delivery.

The Fixing America’s Surface Transportation (FAST) Act supplements MAP-21 by establishing timelines for state DOTs and MPOs to comply with the requirements of MAP-21. FDOT and MPOs must coordinate when selecting PM1, PM2, and PM3 performance targets, and public transportation providers must coordinate with states and MPOs in the selection of state and MPO transit asset management and transit safety performance targets. FDOT and the MPOAC developed the TPM Consensus Planning Document to describe the processes through which FDOT, the MPOs, and the providers of public transportation in MPO planning areas will cooperatively develop and share information related to transportation performance management and target setting.



3 - HIGHWAY SAFETY MEASURES (PM1)

Safety is the first national goal identified in the FAST Act. In March 2016, FHWA finalized the Highway Safety Improvement Program (HSIP) and Safety Performance Management Measures Rule (PM1 Rule). The rule requires state DOTs and MPOs to annually establish targets and report performance and progress toward targets to FHWA for the following safety-related performance measures:

1. Number of Fatalities;
2. Rate of Fatalities per 100 million Vehicle Miles Traveled (VMT);
3. Number of Serious Injuries;
4. Rate of Serious Injuries per 100 million VMT; and
5. Number of Nonmotorized Fatalities and Serious Injuries.

3.1 Highway Safety Targets

3.1.1 Statewide Targets

Safety performance measure targets are required to be adopted on an annual basis. In August of each calendar year, FDOT reports targets to FHWA for the following calendar year. On August 31, 2021, FDOT established statewide safety performance targets for calendar year 2022. Table 3.1 presents FDOT’s statewide targets.

Table 3.1. Statewide Highway Safety Performance Targets

| Performance Measure | Calendar Year 2022 Statewide Target |
|--|--|
| Number of fatalities | 0 |
| Rate of fatalities per 100 million vehicle miles traveled (VMT) | 0 |
| Number of serious injuries | 0 |
| Rate of serious injures per 100 million vehicle miles traveled (VMT) | 0 |
| Number of non-motorized fatalities and serious injuries | 0 |

FDOT adopted a vision of zero traffic-related fatalities in 2012. This, in effect, became FDOT’s target for zero traffic fatalities and quantified the policy set by Florida’s Legislature more than 35 years ago (Section 334.046(2), Florida Statutes, emphasis added):

*“The mission of the Department of Transportation shall be to provide a **safe** statewide transportation system...”*

FDOT and Florida’s traffic safety partners are committed to eliminating fatalities and serious injuries. As stated in the Safe System approach promoted by the FHWA, the death or serious injury of any person is unacceptable. The Florida Transportation Plan (FTP), the state’s long-range transportation plan, identifies eliminating transportation-related fatalities and serious injuries as the state’s highest transportation priority. Therefore, FDOT established 0 as the only acceptable target for all five federal safety performance measures.

3.1.2 MPO Safety Targets

MPOs are required to establish safety targets annually within 180 days of when FDOT established targets. MPOs establish targets by either agreeing to program projects that will support the statewide targets or establish their own quantitative targets for the MPO planning area.

The Hernando/Citrus MPO supports the statewide 2022 safety targets, which are set at “0” for each performance measure to reflect FDOT’s goal of zero deaths although established alternative performance targets. The original safety performance measures were adopted on January 30, 2018, based on 5-yr rolling average data for 2012-2016. The most recent targets approved on February 3, 2022, were calculated using fatality and serious injury counts from Florida Department of Transportation (FDOT) State Safety Office’s Crash Analysis (CAR) database for 2016-2020. While the Hernando/Citrus MPO aspires to and supports FDOT’s Vision Zero, a 5% reduction has been established as a more achievable target goal.

3.2 MPO Safety Performance Targets

The Hernando/Citrus MPO acknowledges FDOT statewide 2022 safety targets, which are set at “0” for each performance measure to reflect FDOT’s goal of zero deaths. However, the MPO established safety performance targets specific to the MPO planning area. On February 3, 2022, the Hernando/Citrus MPO established the calendar year 2022 safety targets listed in Table 3.2.

Table 3.2, Hernando/Citrus MPO Safety Performance Targets

| Performance Measure | Calendar Year 2022 MPO Target (5% reduction) |
|---|---|
| Number of fatalities | 59.09 |
| Rate of fatalities per 100 million vehicle miles traveled (VMT) | 1.586 |
| Number of serious Injuries | 496.85 |
| Rate of serious injuries per 100 million vehicle miles traveled (VMT) | 13.28 |
| Number of non-motorized fatalities and serious injuries | 43.51 |

While acknowledging and supporting FDOT’s vision and their safety target of zero, the Hernando/Citrus MPO established safety performance targets based upon data collected within the MPO planning area for previous years and based on analysis of anticipated progress that can be achieved during the calendar year. In January 2018, 2019, 2020 and 2021, Hernando/Citrus MPO adopted safety performance targets reflecting a five percent (5%) reduction per year in each of the required safety measures. In February 2022, the Hernando/Citrus MPO updated their annual safety performance targets to continue to reduce the target by 5% for each of the categories.

Safety performance measure targets are required to be adopted on an annual basis. FDOT, in August of each calendar year, will report the following year’s targets in the HSIP Annual Report. After FDOT adopts the targets, the MPO is required to either adopt FDOT’s targets or establish its own targets by the following February.



3.2.1 Safety Trends in the Hernando/Citrus MPO Area

The MPO uses crash data tracking fatalities and serious injuries in Hernando and Citrus Counties to analyze past trends and identify regional safety issues. Tracking these measures helps estimate the effectiveness of future MPO transportation investment, as reflected in the TIP. Table 3-3 shows the changes in Safety Performance Measures for Hernando/Citrus MPO from 2013 through 2022.

Table 3.3 Trends of Hernando/Citrus Safety Performance Measures 2013-2022

| Safety Measure | Baseline 2013-2017 | 2019 Safety PM | Baseline 2014-2018 | 2020 Safety PM | Baseline 2015-2019 | 2021 Safety PM | Baseline 2016-2020 | 2022 Safety PM |
|---------------------------------------|--------------------|----------------|--------------------|----------------|--------------------|----------------|--------------------|----------------|
| Average annual fatalities | 54.2 | 51.49 | 58.6 | 55.67 | 58.6 | 56 | 62.2 | 59.09 |
| Average annual serious injuries | 482.4 | 458.8 | 505.6 | 480.32 | 525.8 | 500 | 523 | 496.85 |
| Average annual fatality rates | 1.547 | 1.469 | 1.62 | 1.5371 | 1.583 | 1.504 | 1.67 | 1.586 |
| Average annual serious injury rates | 13.794 | 13.02 | 13.98 | 13.2867 | 14.155 | 13.5 | 13.98 | 13.28 |
| Average annual non-motorized injuries | 43.6 | 41.42 | 45.2 | 42.94 | 46 | 43.7 | 45.8 | 43.51 |

3.3 FDOT Safety Planning and Programming

3.3.1 Florida’s Strategic Highway Safety Plan

Florida’s Strategic Highway Safety Plan (SHSP), published in March 2021, specifically embraces Vision Zero and a new slogan and logo of Target Zero and identifies strategies to achieve zero traffic deaths and serious injuries. The SHSP was updated in coordination with Florida’s 27 MPOs and the MPOAC, as well as other statewide traffic safety partners. The SHSP development process included review of safety-related goals, objectives, and strategies in MPO plans. The SHSP guides FDOT, MPOs, and other safety partners in addressing safety and defines a framework for implementation activities to be carried out throughout the state.

Florida’s transportation safety partners have focused on reducing fatalities and serious injuries through the 4Es of engineering, education, enforcement, and emergency response. To achieve zero, FDOT and other safety partners will expand beyond addressing specific hazards and influencing individual behavior to reshaping transportation systems and communities to create a safer environment for all travel. The updated SHSP calls on Florida to think more broadly and inclusively by addressing four additional topics, which are referred to as the 4Is: information intelligence, innovation, insight into communities, and investments and policies. The SHSP also embraces an integrated “Safe System” approach that involves designing and managing road infrastructure to keep the risk of a mistake low and to ensure that when a mistake leads to a crash, the impact on the human body does not result in a fatality or serious injury. The five Safe System elements together create a holistic approach with layers of protection: safe road users, safe vehicles, safe speeds, safe roads, and post-crash care.

The SHSP also expands the list of emphasis areas for Florida’s safety programs to include six evolving emphasis areas, which are high-risk or high-impact crashes that are a subset of an existing emphasis area or emerging risks and new innovations, where safety performance measures are unknown. These evolving emphasis areas



include work zones, drowsy and ill driving, rail grade crossings, roadway transit, micromobility, and connected and automated vehicles.

3.3.2 Florida’s Highway Safety Improvement Program

While the FTP and the SHSP both highlight the statewide commitment to a vision of zero deaths, the Florida Highway Safety Improvement Program (HSIP) Annual Report documents statewide performance and progress toward that vision. It also lists all HSIP projects that were obligated during the reporting year and the relationship of each project to the SHSP.

As discussed above, in the 2021 HSIP Annual Report, FDOT reported 2022 statewide safety performance targets at “0” for each safety performance measure to reflect the vision of zero deaths. Annually, FHWA determines whether Florida has met the targets or performed better than baseline for at least four of the five measures. If this does not occur FDOT must submit an annual implementation plan with actions it will take to meet targets in the future.

On March 25, 2021, FHWA reported the results of its 2019 safety target assessment. FHWA concluded that Florida had not met or made significant progress toward its 2019 safety targets, noting that zero had not been achieved for any measure and that only three out of five measures (number of serious injuries, serious injury rate, and number of non-motorized fatalities and serious injuries) were better than baseline. Subsequently, FDOT developed an HSIP Implementation Plan [HSIP Implementation Plan](#) to highlight additional strategies it will undertake in support of the safety targets. This plan was submitted with the HSIP Annual Report to FHWA on August 31, 2021. *Note: FDOT will send updated text once FHWA sends the 2020 safety target assessment.*

Consistent with FHWA requirements, the HSIP Implementation Plan focuses specifically on implementation of the HSIP as a core federal-aid highway program and documents the continued enhancements planned for Florida’s HSIP to better leverage the benefits of this program. However, recognizing that FDOT already allocates all HSIP funding to safety programs - and building on the integrated approach that underscores FDOT’s safety programs – the HSIP Implementation Plan also documents how additional FDOT and partner activities may contribute to progress toward zero. Key commitments in the HSIP Implementation Plan include:

- Fully implement Florida’s SHSP, including the existing and evolving emphasis areas and the expanded list of strategies consistent with the Safe System approach.
- Advance safety priorities from the Department’s Vital Few Safety initiative, which is focusing FDOT leadership and staff on solutions to three primary safety emphasis areas: roadway departures, intersections, and pedestrians and bicyclists. These are the top three factors associated with fatalities statewide during the 2015-2019 period.
- Enhance the HSIP funding and allocation processes to ensure Florida’s safety challenges are evaluated from both a statewide perspective and a regional and local perspective. FDOT is applying new data and analysis tools to support better priority setting and decision making in the HSIP process.
- Continue to enhance coordination through FDOT’s District Offices to MPOs, local governments, community traffic safety teams, and other partners to ensure HSIP and other safety-related investments are focused on the greatest need and greater opportunity for benefit, including the nearly 40 percent of fatalities that occur off the State Highway System.

Florida conducts extensive safety data analysis to understand the state’s traffic safety challenges and identify and implement successful safety solutions. Florida’s transportation system is evaluated using location-specific analyses that evaluate locations where the number of crashes or crash rates are the highest and where fatalities and serious injuries are most prominent. These analyses are paired with additional systemic analyses to identify characteristics that contribute to certain crash types and prioritize countermeasures that can be deployed across the system as a whole. As countermeasures are implemented, Florida also employs predictive analyses to evaluate the performance of roadways (i.e., evaluating results of implemented crash modification factors against projected crash reduction factors).

FDOT’s State Safety Office works closely with FDOT Districts and regional and local traffic safety partners to develop the annual HSIP updates. Historic, risk-based, and predictive safety analyses are conducted to identify appropriate proven countermeasures to reduce fatalities and serious injuries associated with Florida’s SHSP emphasis areas, resulting in a list of projects that reflect the greatest needs and are anticipated to achieve the highest benefit. While these projects and the associated policies and standards may take years to be implemented, they are built on proven countermeasures for improving safety and addressing serious crash risks or safety problems identified through a data-driven process. Florida continues to allocate all available HSIP funding to safety projects. [FDOT’s HSIP Guidelines](#) provide detailed information on this data-driven process and funding eligibility.

Florida received an allocation of approximately \$177 million in HSIP funds for use during the 2020 state fiscal year from July 1, 2020 through June 30, 2021, and fully allocated those funds to safety projects. FDOT used these HSIP funds to complete projects that address intersections, lane departure, pedestrian and bicyclist safety, and other programs representing the remaining SHSP emphasis areas. This year’s HSIP allocated \$131 million in infrastructure investments on state-maintained roadways and \$33 million in infrastructure investments on local roadways. The remaining \$9 million included supporting activities such as transportation safety planning, preliminary engineering, traffic engineering studies, transportation statistics, and public information or education. A list of HSIP projects can be found in the [HSIP 2020 Annual Report](#).

Beginning in fiscal year 2024, HSIP funding will be distributed among FDOT Districts based on statutory formula to allow the Districts to have more clearly defined funding levels for which they can better plan to select and fund projects. MPOs and local agencies coordinate with FDOT Districts to identify and implement effective highway safety improvement projects on non-state roadways.

3.3.3 Additional FDOT Safety Planning Activities

In addition to HSIP, safety is considered as a factor in FDOT planning and priority setting for projects in preservation and capacity programs. Data is analyzed for each potential project, using traffic safety data and traffic demand modeling, among other data. The [Florida PD&E Manual](#) requires the consideration of safety when preparing a proposed project’s purpose and need, and defines several factors related to safety, including crash modification factor and safety performance factor, as part of the analysis of alternatives. Florida design and construction standards include safety criteria and countermeasures, which are incorporated in every construction project. FDOT also recognizes the importance of the American Association of State Highway Transportation Official (AASHTO) Highway Safety Manual (HSM). Through dedicated and consistent training and messaging over the last several years, the HSM is now an integral part of project development and design.

FDOT holds Program Planning Workshops annually to determine the level of funding to be allocated over the next 5 to 10 years to preserve and provide for a safe transportation system. Certain funding types are further analyzed and prioritized by FDOT Central Offices, after projects are prioritized collaboratively by the MPOs, local governments, and FDOT Districts; for example, the Safety Office is responsible for the HSIP

and Highway Safety Program (HSP) and the Systems Implementation Office is responsible for the Strategic Intermodal System (SIS). Both the Safety and SIS programs consider the reduction of traffic fatalities and serious injuries in their criteria for ranking projects.

3.4 Safety Investments in the TIP

Safety is considered a planning factor during project selection process. A goal of the 2045 LRTP is to reduce crashes, injuries and fatalities. Transportation Alternative projects include infrastructure for schools (sidewalks/safety improvements). The Hernando/Citrus MPO developed a Complete Streets program and is currently in the implementation phase. The MPO intends to use this policy to coordinate with the local governments to improve safety and mobility of all road users. Activities included in the Unified Planning Work program include completion of the Complete Streets Implementation Plan, participation in the Community Traffic Safety Teams, transit planning

The TIP includes projects that fall into specific investment priorities which were established by the MPO in the LRTP. This includes safety programs such as:

- Lighting
- Continued involvement and support for Community Traffic Safety Team (CTST) and/or the Safe Routes to School (SRTS) Team to address infrastructure or behavior safety
- Infrastructure examples: Installation of school flashing signals, roadway lighting, traffic calming, traffic signals, bike lanes, sidewalks.
- Behavioral safety examples: Safe Routes to Schools education/enforcement activities, pedestrian/bicycle safety education

Improving safety for all users, including drivers, pedestrians, and bicyclists is a major focus of the 2045 LRTP. The MPO considers safety as a planning factor in the project selection process. An important goal of the 2045 LRTP is to reduce accidents, injuries, and fatalities. The LRTP strengthened the connection between its spending and safety performance by identifying strategies relating to Key Safety Emphasis Areas for Congestion Management Integration, and progress toward finalizing the Complete Streets policy and implementation program. As part of the LRTP and TIP, the MPO has made a commitment to utilize federal funding allocation on a wide range of multimodal, safety and intersection improvement projects. The federal funding is the primary funding source for intersection and operational improvements identified by the Congestion Management Process, Complete Streets corridor projects, transit facility enhancements, safety projects, resurfacing supplements, and stand-alone bicycle/pedestrian and trail projects. Projects identified in these programs have been funded through the TIP.

The 2045 LRTP provides performance measures, prioritization process, and evaluation criteria to support new federal performance measures. Increasing safety continues to be a goal of the plan and will be used in the project selection process.

Table 3.4 Hernando/Citrus MPO Safety Projects 2022

| TIP Section | Project Location | Project Description |
|--|------------------|---------------------|
| Forest Ridge Elementary – from W Lake Beverly Dr to W Colbert Ct | Citrus County | Sidewalks/SRTS |

Because safety is inherent in so many FDOT and Hernando/Citrus MPO's programs and projects, and because of the broad and holistic approach FDOT is undertaking with its commitment to Vision Zero, the program of projects in this TIP is anticipated to support progress towards achieving the safety targets.

4 - PAVEMENT & BRIDGE CONDITION MEASURES (PM2)

FHWA's Pavement and Bridge Condition Performance Measures Final Rule, which is also referred to as the PM2 rule, establishes the following six performance measures:

1. Percent of Interstate pavements in good condition;
2. Percent of Interstate pavements in poor condition;
3. Percent of non-Interstate National Highway System (NHS) pavements in good condition;
4. Percent of non-Interstate NHS pavements in poor condition;
5. Percent of NHS bridges (by deck area) classified as in good condition; and
6. Percent of NHS bridges (by deck area) classified as in poor condition.

For the pavement measures, five pavement metrics are used to assess condition:

- International Roughness Index (IRI) - an indicator of roughness; applicable to asphalt, jointed concrete, and continuous concrete pavements;
- Cracking percent - percentage of pavement surface exhibiting cracking; applicable to asphalt, jointed concrete, and continuous concrete pavements;
- Rutting - extent of surface depressions; applicable to asphalt pavements only;
- Faulting - vertical misalignment of pavement joints; applicable to jointed concrete pavements only; and
- Present Serviceability Rating (PSR) – a quality rating applicable only to NHS roads with posted speed limits of less than 40 miles per hour (e.g., toll plazas, border crossings). States may choose to collect and report PSR for applicable segments as an alternative to the other four metrics.

For each pavement metric, a threshold is used to establish good, fair, or poor condition. Using these metrics and thresholds, pavement condition is assessed for each 0.1 mile section of the through travel lanes of mainline highways on the Interstate or the non-Interstate NHS. Asphalt pavement is assessed using the IRI, cracking, and rutting metrics, while jointed concrete is assessed using IRI, cracking, and faulting. For these two pavement types, a pavement section is rated good if the ratings for all three metrics are good, and poor if the ratings for two or more metrics are poor.

Continuous concrete pavement is assessed using the IRI and cracking metrics. For this pavement type, a pavement section is rated good if both metrics are rated good, and poor if both metrics are rated poor.

If a state collects and reports PSR for any applicable segments, those segments are rated according to the PSR scale. For all three pavement types, sections that are not good or poor are rated fair.

The good/poor measures are expressed as a percentage and are determined by summing the total lane-miles of good or poor highway segments and dividing by the total lane-miles of all highway segments on the applicable system. Pavement in good condition suggests that no major investment is needed and should be considered for preservation treatment. Pavement in poor condition suggests major reconstruction investment is needed due to either ride quality or a structural deficiency.

The bridge condition measures refer to the percentage of bridges by deck area on the NHS that are in good condition or poor condition. The measures assess the condition of four bridge components: deck, superstructure, substructure, and culverts. Each component has a metric rating threshold to establish good, fair, or poor condition. Each bridge on the NHS is evaluated using these ratings. If the lowest rating of the four metrics is greater than or equal to seven, the structure is classified as good. If the lowest rating is less than or equal to four, the structure is classified as poor. If the lowest rating is five or six, it is classified as fair.

The bridge measures are expressed as the percent of NHS bridges in good or poor condition. The percent is determined by summing the total deck area of good or poor NHS bridges and dividing by the total deck area of the bridges carrying the NHS. Deck area is computed using structure length and either deck width or approach roadway width.

A bridge in good condition suggests that no major investment is needed. A bridge in poor condition is safe to drive on; however, it is nearing a point where substantial reconstruction or replacement is needed.

4.1 Pavement and Bridge Condition Targets

4.1.1 Statewide Targets

Federal rules require state DOTs to establish two-year and four-year targets for the pavement and bridge condition measures. On May 18, 2018, FDOT established statewide pavement and bridge targets for the first performance period ending in 2021. The two-year targets represent pavement and bridge condition at the end of calendar year 2019, while the four-year targets represent condition at the end of 2021. Table 4.1 presents the statewide targets.

Table 4.1. Statewide Pavement and Bridge Condition Performance Targets

| Performance Measure | 2019 Statewide Target | 2021 Statewide Target |
|---|-----------------------|-----------------------|
| Percent of Interstate pavements in good condition | Not required | ≥60% |
| Percent of Interstate pavements in poor condition | Not required | ≤5% |
| Percent of non-Interstate NHS pavements in good condition | ≥40% | ≥40% |
| Percent of non-Interstate NHS pavements in poor condition | ≤5% | ≤5% |
| Percent of NHS bridges (by deck area) in good condition | ≥50% | ≥50% |
| Percent of NHS bridges (by deck area) in poor condition | ≤10% | ≤10% |

For comparative purposes, the baseline (2017) conditions are as follows:

- 66.1 percent of the Interstate pavement is in good condition and 0.0 percent is in poor condition;
- 44.0 percent of the non-Interstate NHS pavement is in good condition and 0.4 percent is in poor condition; and
- 67.7 percent of NHS bridges (by deck area) is in good condition and 1.2 percent is in poor condition.

In determining its approach to establishing performance targets for the federal pavement and bridge condition performance measures, FDOT considered many factors. FDOT is mandated by Florida Statute 334.046 to preserve the state's pavement and bridges to specific standards. To adhere to the statutory guidelines, FDOT

prioritizes funding allocations to ensure the current transportation system is adequately preserved and maintained before funding is allocated for capacity improvements. These statutory guidelines envelope the statewide federal targets that have been established for pavements and bridges.

In addition, MAP-21 requires FDOT to develop a Transportation Asset Management Plan (TAMP) for all NHS pavements and bridges within the state. The TAMP must include investment strategies leading to a program of projects that would make progress toward achievement of the state DOT targets for asset condition and performance of the NHS. FDOT’s TAMP was updated to reflect initial MAP-21 requirements in 2018 and the final TAMP was approved on June 28, 2019. The TAMP will be updated in 2022.

Further, the federal pavement condition measures require a new methodology that is a departure from the methods currently used by FDOT and uses different ratings and pavement segment lengths. For bridge condition, the performance is measured in deck area under the federal measure, while FDOT programs its bridge repair or replacement work on a bridge by bridge basis. As such, the federal measures are not directly comparable to the methods that are most familiar to FDOT.

FDOT collects and reports bridge and pavement data to FHWA each year to track performance and progress toward the targets. Reported pavement and bridge data for 2018 and 2019 show relatively stable conditions compared to the 2017 baseline and exceeded the established 2019 targets; 2020 data are being developed. In early 2021, FHWA determined that FDOT made significant progress toward the two-year targets.

4.1.2 MPO Targets

MPOs must set four-year targets for the six pavement and bridge condition measures within 180 days of when FDOT established targets. MPOs can either agree to program projects that will support the statewide targets or establish their own quantifiable targets for the MPO’s planning area for one or more measures.

On September 18, 2018, the Hernando/Citrus MPO agreed to support FDOT’s statewide pavement and bridge performance targets, thus agreeing to plan and program projects in the TIP that once implemented, are anticipated to make progress toward achieving the statewide targets.

4.2 Pavement and Bridge Investments in the TIP

The Hernando/Citrus MPO TIP reflects investment priorities established in the Hernando/Citrus MPOs 2045 Long Range Transportation Plan. The focus of the Hernando/Citrus MPO’s investments in bridge and pavement condition include:

Table 4.2 Hernando/Citrus MPO Pavement and Bridge Projects in the TIP 2023-2027

| TIP Section | Project Location | Project Description |
|---|----------------------------|---|
| US 19 – from NE 1 st St to S of NW Snug Harbor | Citrus County | Resurfacing |
| US 98/SR700/W Ponce De Leon Blvd from Hernando County Line to US 19/SR 55 | Citrus County | Resurfacing |
| Suncoast Parkway – from CR 486 to US 19 in Red Level | Hernando and Citrus County | New roadway |
| SR 44/E Gulf to Lake Hwy from E of US 41 to Sumter County Line | Citrus | Resurfacing |
| US 301 – from Pasco County Line to SR 50 | Hernando County | Roadway expansion, 2-lane undivided to 4-lane divided |

The MPO uses project selection criteria related to pavement condition in the LRTP or TIP selection process as follows:

- A pipeline project, which gives priority to projects that have been partially funded.
- A project that addresses a corridor that is expected to relieve current or future congestion.
- A project that is a designated freight corridor.
- A project that provides connectivity improvements between major roadways of activity centers. A project that enhances or promotes economic development in the area.
- A project that is identified as a high-priority by public support.
- A project that addresses higher than average crash rates.

The TIP devotes a significant number of resources to projects that will maintain pavement condition performance. Investments in pavement condition include pavement replacement and reconstruction, and pavement capacity. The TIP will fund millions in new capacity projects.

The projects included in the TIP are consistent with FDOT's Five Year Work Program, and therefore to FDOT's approach to prioritize funding to ensure the transportation system is adequately preserved and maintained. Per federal planning requirements, the state selects projects on the NHS in cooperation with the MPO from the approved TIP. Given the significant resources devoted in the TIP to pavement and bridge projects, the MPO anticipates that once implemented, the TIP will contribute to progress towards achieving the statewide pavement and bridge condition performance targets.

5 - SYSTEM PERFORMANCE, FREIGHT, & CONGESTION MITIGATION & AIR QUALITY IMPROVEMENT PROGRAM MEASURES (PM3)

USDOT's System Performance/Freight/CMAQ Performance Measures Final Rule established measures to assess passenger and freight performance on the Interstate and non-Interstate National Highway System (NHS), and traffic congestion and on-road mobile source emissions in areas that do not meet federal National Ambient Air Quality Standards (NAAQS). The rule, which is referred to as the PM3 rule, requires state DOTs and MPOs to establish targets for the following six performance measures:

National Highway Performance Program (NHPP)

1. Percent of person-miles on the Interstate system that are reliable, also referred to as Level of Travel Time Reliability (LOTTR);
2. Percent of person-miles on the non-Interstate NHS that are reliable (LOTTR);

National Highway Freight Program (NHFP)

3. Truck Travel Time Reliability index (TTTR);

Congestion Mitigation and Air Quality Improvement Program (CMAQ)

4. Annual hours of peak hour excessive delay per capita (PHED);
5. Percent of non-single occupant vehicle travel (Non-SOV); and

- 6. Cumulative 2-year and 4-year reduction of on-road mobile source emissions (NOx, VOC, CO, PM10, and PM2.5) for CMAQ funded projects.

Because all areas in Florida meet current NAAQS, the last three measures pertaining to the CMAQ Program do not currently apply in Florida. A description of the applicable measures follows.

LOTTR Measures

The LOTTR performance measures assess the percent of person-miles traveled on the Interstate or the non-Interstate NHS that are reliable. LOTTR is defined as the ratio of longer travel times (80th percentile) to a normal travel time (50th percentile) over of all applicable roads, across four time periods between the hours of 6 a.m. and 8 p.m. each day. The measure is expressed as the percent of person-miles traveled on the Interstate or Non-Interstate NHS system that are reliable. Person-miles consider the number of people traveling in buses, cars, and trucks over these roadway segments.

TTTR Measure

The TTTR performance measure assesses the reliability index for trucks traveling on the interstate. A TTTR ratio is generated by dividing the 95th percentile truck travel time by a normal travel time (50th percentile) for each segment of the Interstate system over specific time periods throughout weekdays and weekends. This is averaged across the length of all Interstate segments in the state or metropolitan planning area to determine the TTTR index.

5.1 System Performance and Freight Targets

5.1.1 Statewide Targets

Federal rules require state DOTs to establish two-year and four-year targets for the system performance and freight targets. On May 18, 2018, FDOT established statewide performance targets for the first performance period ending in 2021. The two-year targets represent performance at the end of calendar year 2019, while the four-year targets represent performance at the end of 2021. Table 5.1 presents the statewide targets.

Table 5.1. Statewide System Performance and Freight Targets

| Performance Measure | 2019 Statewide Target | 2021 Statewide Target |
|--|---------------------------|-----------------------|
| Percent of person-miles on the Interstate system that are reliable (Interstate LOTTR) | ≥75% | ≥70% |
| Percent of person-miles on the non-Interstate NHS that are reliable (Non-Interstate NHS LOTTR) | Not Required ⁷ | ≥50% |
| Truck travel time reliability (TTTR) | ≤1.75 | ≤2.00 |

For comparative purposes, baseline (2017) statewide conditions are as follows:

- 82.2 percent of person-miles traveled on the Interstate are reliable;
- 84.0 percent of person-miles traveled on the non-Interstate are reliable; and
- 1.43 truck travel time reliability index.

In establishing these targets, FDOT reviewed external and internal factors that may affect reliability, analyzed travel time data from the National Performance Management Research Dataset (NPMRDS) for the years 2014 to 2017, and developed a sensitivity analysis indicating the level of risk for road segments to become unreliable.

The federal travel time reliability measures follow a new methodology that differ from prior Florida efforts. In addition, beginning in 2017, the NPMRDS expanded its coverage of travel segments, and a new vendor began to supply the dataset, creating a difference in reliability performance results on non-Interstate NHS segments between pre-2017 trends and later trends. These factors create challenges for establishing a confident trend line to inform target setting for the next two to four years.

In consideration of these differences, as well as other unknowns and unfamiliarity associated with the new required processes, FDOT took a conservative approach when establishing its initial statewide system performance and freight targets.

FDOT collects and reports reliability data to FHWA each year to track performance and progress toward the reliability targets. During 2018 and 2019, the percentage of person-miles that are reliable improved over the 2017 baseline on both the Interstate and non-Interstate NHS. The truck travel time reliability index improved slightly from the 2017 baseline to 2018 but declined slightly in 2019. Actual performance in 2019 was better than the 2019 targets, and in early 2021 FHWA determined that FDOT made significant progress toward the 2019 targets. Performance improved for all measures in 2020. Final data for 2021 are under development.

System performance and freight are addressed through several statewide initiatives:

- Florida’s Strategic Intermodal System (SIS) is composed of transportation facilities of statewide and interregional significance. The SIS is a primary focus of FDOT’s capacity investments and is Florida’s primary network for ensuring a strong link between transportation and economic competitiveness. These facilities, which span all modes and includes highways, are the workhorses of Florida’s transportation system and account for a dominant share of the people and freight movement to, from and within Florida. The SIS includes 92 percent of NHS lane miles in the state. Thus, FDOT’s focus on improving performance of the SIS goes hand-in-hand with improving the NHS, which is the focus of the FHWA’s TPM program. The SIS Policy Plan was updated in early 2022 consistent with the updated FTP. The SIS Policy Plan defines the policy framework for designating which facilities are part of the SIS, as well as how SIS investments needs are identified and prioritized. The development of the SIS Five-Year Plan by FDOT considers scores on a range of measures including mobility, safety, preservation, and economic competitiveness as part of FDOT’s Strategic Investment Tool (SIT).
- In addition, FDOT’s Freight Mobility and Trade Plan (FMTP) defines policies and investments that will enhance Florida’s economic development efforts into the future. The FMTP identifies truck bottlenecks and other freight investment needs and defines the process for setting priorities among these needs to receive funding from the National Highway Freight Program (NHFP). Project evaluation criteria tie back to the FMTP objectives to ensure high priority projects support the statewide freight vision. In February 2018, FHWA approved the FMTP as FDOT’s State Freight Plan. FDOT updated the plan in spring 2020.
- FDOT also developed and refined a methodology to identify freight bottlenecks on Florida’s SIS on an annual basis using vehicle probe data and travel time reliability measures. Identification of bottlenecks and estimation of their delay impact aids FDOT in focusing on relief efforts and ranking them by priority. In turn, this information is incorporated into FDOT’s SIT to help identify the most important SIS capacity projects to relieve congestion.

5.1.2 MPO Targets

MPOs must establish four-year targets for all three performance measures. MPOs can either agree to program projects that will support the statewide targets or establish their own quantifiable targets for the MPO's planning area for one or more measures.

On September 18, 2018, the Hernando/Citrus MPO agreed to support FDOT's statewide system performance and freight targets, thus agreeing to plan and program projects in the TIP that once implemented, are anticipated to make progress toward achieving the statewide targets.

5.2 System Performance and Freight Investments in the TIP

The Hernando/Citrus MPO TIP reflects investment priorities established in the Hernando/Citrus MPO 2045 LRTP. The focus of the Hernando/Citrus MPO's investments that address system performance and freight include

- SR 50 Bypass (4-6 lane, Hernando County)
- SR 50 I-75 to US 301 (4-6/2-4, Hernando County)
- US 41 in Citrus County
- Suncoast Parkway from CR 486 to US 19 in Red Level
- US 301 from Pasco County to SR 50
- Investments in transit, bicycle, or pedestrian systems that promote mode shift

The projects included in the TIP are consistent with FDOT's Five Year Work Program, and therefore to FDOT's approach to prioritize funding to address performance goals and targets. Per federal planning requirements, the state selects projects on the NHS in cooperation with the MPO from the approved TIP. Given the significant resources devoted in the TIP to programs that address system performance and freight, the MPO anticipates that once implemented, the TIP will contribute to progress towards achieving the statewide reliability performance targets.



6 - TRANSIT ASSET MANAGEMENT MEASURES

6.1 Transit Asset Performance Measures

FTA's Transit Asset Management (TAM) regulations apply to all recipients and subrecipients of Federal transit funding that own, operate, or manage public transportation capital assets. The regulations define the term "state of good repair," require that public transportation providers develop and implement TAM plans, and established state of good repair standards and performance measures for four asset categories: equipment, rolling stock, transit infrastructure, and facilities. Table 6.1 identifies the TAM performance measures.

Table 6.1. FTA TAM Performance Measures

| Asset Category | Performance Measure |
|-------------------|---|
| 1. Equipment | Percentage of non-revenue, support-service and maintenance vehicles that have met or exceeded their Useful Life Benchmark |
| 2. Rolling Stock | Percentage of revenue vehicles within a particular asset class that have either met or exceeded their Useful Life Benchmark |
| 3. Infrastructure | Percentage of track segments with performance restrictions |
| 4. Facilities | Percentage of facilities within an asset class rated below condition 3 on the TERM scale |

For equipment and rolling stock classes, useful life benchmark (ULB) is defined as the expected lifecycle of a capital asset, or the acceptable period of use in service, for a particular transit provider's operating environment. ULB considers a provider's unique operating environment such as geography, service frequency, etc.

Public transportation agencies are required to establish and report TAM targets annually for the following fiscal year. Each public transit provider or its sponsors must share its targets with each MPO in which the transit provider's projects and services are programmed in the MPO's TIP. MPOs were required to establish initial TAM targets within 180 days of the date that public transportation providers established initial targets by October 1, 2018. However, MPOs are not required to establish TAM targets annually each time the transit provider establishes targets. Instead, subsequent MPO targets must be established when the MPO updates the LRTP. When establishing TAM targets, the MPO can either agree to program projects that will support the transit provider targets or establish its own separate regional TAM targets for the MPO planning area. MPO targets may differ from agency targets, especially if there are multiple transit agencies in the MPO planning area. To the maximum extent practicable, transit providers, states, and MPOs must coordinate with each other in the selection of performance targets.

The TAM regulation defines two tiers of public transportation providers based on size parameters. Tier I providers are those that operate rail service or more than 100 vehicles in all fixed route modes, or more than 100 vehicles in one non-fixed route mode. Tier II providers are those that are a subrecipient of FTA 5311 funds, or an American Indian Tribe, or have 100 or less vehicles across all fixed route modes or have 100 or less vehicles in one non-fixed route mode. A Tier I provider must establish its own TAM targets, as well as report performance and other data to FTA. A Tier II provider has the option to establish its own targets or to participate in a Group Plan with other Tier II providers whereby targets are established for the entire group in coordination with a group plan sponsor, typically a state DOT.

6.2 Transit Asset Management Targets

The following providers operate in the MPO planning area: TheBus operated by Hernando County Board of County Commissioners, and Citrus County Transit operated by the Citrus County Board of County Commissioners. Both providers are considered “Tier II providers”.

The transit asset management targets are based on the condition of existing transit assets and planned investments in equipment, rolling stock, infrastructure, and facilities. The targets outlined in tables 6.3 below reflect the most recent data available on the number, age, and condition of transit assets, and expectations and capital investment plans for improving these assets. The table summarizes both existing conditions for the most recent year available, and the targets.

6.2.1 Transit Provider Targets

TheBus established TAM targets for each of the applicable asset categories on August 28, 2018, and Citrus County Transit established the transit asset targets on September 24, 2018. Table 6.2 and Table 6.3 present the targets for TheBus and for Citrus Transit respectively.

The transit provider’s TAM targets are based on the condition of existing transit assets and planned investments in equipment, rolling stock, infrastructure, and facilities. The targets reflect the most recent data available on the number, age, and condition of transit assets, and capital investment plans for improving these assets. The table summarizes both existing conditions for the most recent year available, and the current targets.

Table 6.2. Transit Asset Management Targets for TheBus, 2022-2023

| Revenue vehicle Type | 2022 Target | 2023 Target |
|----------------------|-------------|-------------|
| BU-Bus | 10% | N/A |
| CY-Cutaway Bus | 10% | 20% |
| MV-Mini-van | N/A | N/A |

Table 6.3. Transit Asset Management Targets for Citrus Transit, 2022-2023

| Revenue vehicle Type | 2022 Target | 2023 Target |
|----------------------|-------------|-------------|
| BU-Bus | N/A | N/A |
| CY-Cutaway Bus | 20% | 20% |
| MV-Mini-van | N/A | N/A |

6.2.2 MPO Transit Asset Management Targets

As discussed above, MPOs established TAM targets within 180 days of the date that public transportation providers established their first targets in 2018. MPOs are not required to establish TAM targets annually each time the transit provider establishes targets. Instead, MPOs must revisit targets each time the MPO updates the LRTP. MPOs can either agree to program projects that will support the transit provider targets or establish separate regional TAM targets for the MPO planning area. MPO targets may differ from agency targets, especially if there are multiple transit agencies in the MPO planning area.

On September 18, 2018, the Hernando/Citrus MPO agreed to support the TheBus and Citrus County Transit's TAM targets, thus agreeing to plan and program projects in the TIP that once implemented, are anticipated to make progress toward achieving the provider's targets.

6.3 Transit Asset Management Investments in the TIP

The Hernando/Citrus MPO's TIP was developed and is managed in cooperation with TheBus (Hernando County) and Citrus County Transit. It reflects the investment priorities established in the 2045 LRTP.

FTA funding, as programmed by the region's transit providers and FDOT, is used for programs and products to improve the condition of the region's transit assets. The focus of Hernando/Citrus MPO's investments that address transit state of good repair include

- Ridge Manor Transfer Facility (Hernando County)
- Purchase of 3 passenger wheelchair accessible buses (Citrus County)
- Replace 18 Para transit and Deviated Fixed Route buses (Citrus County)

Transit asset condition and state of good repair is a consideration in the methodology Hernando/Citrus MPO uses to select projects for inclusion in the TIP. The TIP includes specific investment priorities that support all of the MPO's goals, including transit state of good repair, using a prioritization and project selection process established in the LRTP. This process evaluates projects that, once implemented, are anticipated to improve transit state of good repair in the MPO's planning area. This prioritization process considers factors such as

The Hernando/Citrus MPO's TIP has been evaluated and the anticipated effect of the overall program is that, once implemented, progress will be made towards achieving the TAM performance targets. The Hernando/Citrus MPO will continue to coordinate with the TheBus and Citrus County Transit to maintain the region's transit assets in a state of good repair.

For more information on these programs and projects, see Appendix H.

7 - TRANSIT SAFETY PERFORMANCE

FTA's Public Transportation Agency Safety Plan (PTASP) regulations established transit safety performance management requirements for providers of public transportation systems that receive federal financial assistance under 49 U.S.C. Chapter 53.

The regulations apply to all operators of public transportation that are a recipient or sub-recipient of FTA Urbanized Area Formula Grant Program funds under 49 U.S.C. Section 5307, or that operate a rail transit system that is subject to FTA's State Safety Oversight Program. The PTASP regulations do not apply to certain modes of transit service that are subject to the safety jurisdiction of another Federal agency, including passenger ferry operations regulated by the United States Coast Guard, and commuter rail operations that are regulated by the Federal Railroad Administration.

The PTASP must include performance targets for the performance measures established by FTA in the National Public Transportation Safety Plan, which was published on January 28, 2017. The transit safety performance measures are:

- Total number of reportable fatalities and rate per total vehicle revenue miles by mode.
- Total number of reportable injuries and rate per total vehicle revenue miles by mode.
- Total number of reportable safety events and rate per total vehicle revenue miles by mode.
- System reliability – mean distance between major mechanical failures by mode.

In Florida, each Section 5307 or 5311 transit provider must develop a System Safety Program Plan (SSPP) under Chapter 14-90, Florida Administrative Code. FDOT technical guidance recommends that Florida's transit agencies revise their existing SSPPs to be compliant with the new FTA PTASP requirements.¹

Each provider of public transportation that is subject to the PTASP regulations must certify that its SSPP meets the requirements for a PTASP, including transit safety targets for the federally required measures. Providers were required to certify their initial PTASP and safety targets by July 20, 2021. Once the public transportation provider establishes safety targets it must make the targets available to MPOs to aid in the planning process. MPOs had 180 days after receipt of the PTASP targets to establish transit safety targets for the MPO planning area. MPOs are not required to establish transit safety targets annually each time the transit provider establishes targets. Instead, subsequent MPO targets must be established when the MPO updates the LRTP. When establishing transit safety targets, the MPO can either agree to program projects that will support the transit provider targets or establish its own separate regional transit safety targets for the MPO planning area. In addition, the Hernando/Citrus MPO must reflect those targets in LRTP and TIP updates.

7.1 Transit Safety Targets

The following transit provider(s) operate in the Hernando/Citrus MPO planning area: TheBus and Citrus County Transit. Of these, both transit providers are responsible for developing a PTASP and establishing transit safety performance targets annually.

¹ FDOT Public Transportation Agency Safety Plan Guidance Document for Transit Agencies Available at <https://www.fdot.gov/transit/default.shtm>

7.1.1 Transit Agency Safety Targets

Table 7.1. Transit Safety Performance Targets for Hernando County (TheBus) Transit May 11, 2021

| Mode of Service | Fatalities (total) | Fatalities (rate) | Injuries | Injuries (per 100k VRM) | Safety Events | Safety Events (per 100k VRM) | System Reliability (VRM / failures) |
|------------------------|---------------------------|--------------------------|-----------------|--------------------------------|----------------------|-------------------------------------|--|
| Fixed Route | 0 | 0 | 1.33 | 0 | 1.67 | 0 | 178,856.24 |
| Demand Response | 0 | 0 | 0 | 0 | .33 | 0 | 100,000 |

Table 7.2. Transit Safety Performance Targets for Citrus County Transit July 13, 2021

| Mode of Transit Service | Fatalities | Fatalities (per 100K VRM) | Injuries | Injuries (per 100K VRM) | Safety Events | Safety Events (per 100K VRM) | System Reliability |
|--------------------------------|-------------------|----------------------------------|-----------------|--------------------------------|----------------------|-------------------------------------|---------------------------|
| Deviated Fixed Route Bus | 0 | 0 | 3 | .27 | 5 | .45 | 1.41/100,000 |
| ADA / Paratransit | 0 | 0 | 1 | .07 | 10 | .7 | 2.11/100,000 |

7.1.2 MPO Transit Safety Targets

As discussed above, MPOs established transit safety targets within 180 days of the date that public transportation providers established their first safety targets in 2020-2021. MPOs are not required to establish transit safety targets annually each time the transit provider establishes targets. Instead, MPO's must revisit targets each time the MPO updates the LRTP. MPOs can either agree to program projects that will support the transit provider targets or establish separate regional transit safety targets for the MPO planning area. MPO targets may differ from agency targets, especially if there are multiple transit agencies in the MPO planning area.

On December 10, 2020, the Hernando/Citrus MPO agreed to support the TheBus and Citrus Transit's transit safety targets, thus agreeing to plan and program projects in the TIP that once implemented, are anticipated to make progress toward achieving the provider's targets.

7.2 Transit Safety Investments in the TIP

The Hernando/Citrus MPO's TIP was developed and is managed in cooperation with TheBus and Citrus County Transit public transportation providers(s) in the MPO area. It reflects the investment priorities established in the Hernando/Citrus MPO's 2045 Long Range Transportation Plan

The Hernando/Citrus MPO TIP has been evaluated and the anticipated effect of the overall program is that, once implemented, progress will be made towards achieving the transit safety performance targets. The Hernando/Citrus MPO will continue to coordinate with TheBus and Citrus Transit to maintain and improve the safety of the region's transit system and maintain transit assets in a state of good repair.

FTA funding, as programmed by the region's transit providers and FDOT, is used for programs and products to improve the safety of the region's transit systems. The focus of Hernando/Citrus MPO's investments that address transit safety include

- Bus and other vehicle purchases and replacements
- Equipment purchases and replacements (including retrofits)
- Repair, rehabilitation, and replacement of transit facilities
- Repair, rehabilitation, and replacement of transit infrastructure

Transit safety is a consideration in the methodology Hernando/Citrus MPO uses to select projects for inclusion in the TIP. The TIP includes specific investment priorities that support all of the MPO's goals, including transit safety, using a prioritization and project selection process established in the LRTP. This process evaluates projects that, once implemented, are anticipated to improve transit safety in the MPO's planning area. This prioritization process considers factors such as

The Hernando/Citrus MPO's TIP has been evaluated and the anticipated effect of the overall program is that, once implemented, progress will be made towards achieving the transit safety performance targets. The Hernando/Citrus MPO will continue to coordinate with TheBus and Citrus County Transit to maintain and improve the safety of the region's transit system and maintain transit assets in a state of good repair.

For more information on these programs and projects, see Appendix H of the TIP that shows the planned transit projects and investments.



APPENDIX C: LIST OF PRIORITY PROJECTS – MPO APPROVED JULY 7, 2022

Table 3: Hernando/Citrus MPO Major Improvement and Congestion Management Program List of Priority Projects

| RANK | FPN | AGENCY | FACILITY | FROM | TO | ACTIVITY | PROJECT PHASE | YEAR |
|------|----------|--------|-------------------------------------|----------------------------------|----------------------------------|--|--|------|
| 1 | 257165 5 | FDOT | US 41 (SR 45) (N Florida Ave) | N of N Sportsman Pt | E of Arlington St | Add 2 lanes (existing 2) | ROW | 2024 |
| 2 | 257298 | FDOT | CR 578 (County Line Road) | East of East Rd | W of the Suncoast Parkway | Add 2 lanes (existing 2) | | |
| 2A | 257298 3 | | CR 578 (County Line Road) | East of East Rd | Springtime St | Add 2 lanes (existing 2) | | |
| 2B | 257298 4 | | CR 578 (County Line Road) | East of Mariner Blvd | W of the Suncoast Parkway | Add 2 lanes (existing 2) | | |
| 3 | | FDOT | Croft Ave. | SR 44 (E. Gulf to Lake Hwy.) | E. Hayes St. | Add 2 lanes (existing 2) | | |
| 4 | 257299 | FDOT | CR 485/Cobb Rd | SR 50/50A/Cortez Blvd | US 98 (Ponce de Leon Blvd) | Add 2 lanes (existing 2) realignment of US 98-transfer of ownership between state and county | CONST | |
| 4a | 257299 3 | | CR 485/Cobb Rd | SR 50/50A/Cortez Blvd | Brooksville Water Reclamation Dr | Add 2 lanes (existing 2) | | |
| 4b | | | CR 485/Cobb Rd | Brooksville Water Reclamation Dr | Yontz Rd | Add 2 lanes (existing 2) | | |
| 4c | | | CR 485/Cobb Rd | Yontz Rd | US 98 (Ponce de Leon Blvd) | Add 2 lanes (existing 2) | | |
| 5 | | FDOT | CR 490A (W. Grover Cleveland Blvd.) | US 19 (SR 55)/US 98 | CR 491 (S. Lecanto Hwy.) | Add 2 lanes (existing 2) | | |
| 6 | | FDOT | US 41/SR 50A One Way Pairs | W. of Mildred Avenue | US 41/SR 50A Intersection | Complete Streets | To be implemented after US realignment completed | |
| 7 | | FDOT | CR 491 (N. Lecanto Hwy.) | W. Pine Ridge Blvd. | US 41/SR 45 | Add 2 lanes (existing 2) | | |
| 8 | | FDOT | CR 490 (Homosassa Trail) | US 19 (SR 55)/US 98 | SR 44 (W. Gulf to Lake Hwy.) | Add 2 lanes (existing 2) | | |
| 9 | 405822 5 | FDOT | US 19 (SR 55)/US 98 | Cardinal Street | Green Acres | Add 2 lanes (existing 4) | | |
| 10 | | FDOT | SR 200 (N Carl G. Rose Hwy) | US 41 | Marion County Line | Add 2 lanes (existing 2) | | |
| 11 | | FDOT | US 41 (SR 45) (Broad St.) | Spring Hill Dr. | Powell Rd. | Add 2 lanes (existing 4) | | |
| 12 | 447536 3 | FDOT | US 301 | Pasco County Line | SR 50/Cortez Blvd | Add 2 lanes (existing 2) | PE | |
| 13 | | FDOT | Cardinal St | US 19 | CR 491 | Add 2 lanes (existing 2) | | |
| 14 | | FDOT | Rock Crusher Road | CR 490 | SR 44 | Add 2 lanes (existing 2) | | |
| 15 | | FDOT | Venable St. / Crystal Oaks Dr. | US 19 | SR 44 | Add 2 lanes (existing 2) | | |

Table 4: List of Priority Projects (LOPP) Transportation Alternative (TA) Projects

| Rank | FPN / Responsible Agency | Project/Corridor | From | To | Area | Project Type | Project Phase/Year |
|------|--------------------------|---|---|--|--------|--------------|----------------------------------|
| 1 | 443358 1/FDOT | Withlacoochee State Trail (WST) – Rehabilitation | Hernando / Citrus County Line | Citrus / Marion County Line | CC | TA | RRR 2021 |
| 1 d | | Section d (6.38 Miles) | Citrus / Hernando County Border | Floral City | CC | TA | RRR 2021 |
| 1 e | | Section e (6.97 Miles) | Floral City | North Apopka Ave. | CC | TA | RRR 2021 |
| 1 f | | Section f (5.07 Miles) | North Apopka Ave. | Norvell Bryant Hwy. | CC | TA | RRR 2021 |
| 1 g | | Section g (5.05 Miles) | Norvell Bryant Hwy. | CR 491 | CC/INV | TA | RRR 2021 |
| 1 h | | Section h (5.34 Miles) | CR 491 | Citrus / Marion County Border | CC | TA | RRR 2021 |
| 2 | | Rock Crusher Sidewalk | W. Homosassa Trail (CR490) | W. Gulf to Bay Hwy (SR44) | CC | TA | No Application |
| 3 | | Sunshine Grove Rd. - Sidewalk | Ken Austin Pkwy. | Hexam Rd. | HC | TA | Application Submitted |
| 4 | | Three Sisters Springs Connector - Multi-Use Trail | US 19 / Kings Bay Drive | 486 Trail | CC/CR | TBD | Application Submitted |
| 5 | | California St. / Powell Rd. - Sidewalk | Spring Hill Dr. / California St. | Powell Rd./Rowan Rd. | HC | TA | Application Submitted |
| 6 | | Ft. Island Trail - Multi-Use Trail | Gulf of Mexico | Three Sisters Trail | CC/CR | TBD | Consultant Study Complete / ETDM |
| 7 | | Cobblestone Dr. - Sidewalk | Pinehurst Dr. | County Line Rd. | HC | TA | Application Submitted |
| 8 | | Sugarmill Woods - Multi-Use Trail along US 98 | Oak Village Blvd. | Trailhead / Parking lot near the Suncoast Parkway II | CC | TA | No Application |
| 9 | | W. Linden Dr. - Sidewalk | Spring Hill Dr. | Mariner Blvd. | HC | TA | Application Submitted |
| 10 | | N Independence Hwy-PS/Sidewalk | E Gulf to Lake Hwy (SR 44) | N Florida Ave (US 41) | CC | TA | No application |
| 11 | | Amero Ln. - Sidewalk | Coronado Dr. | Anderson Snow Rd. | HC | TA | Application Submitted |
| 12 | | E. Vine St.& E. Gospel Is. Rd.- Sidewalk | N. Apopka Ave. | W. Gulf to Lake Hwy (SR 44) | CC | TA | No Application |
| 13 | | Nightwalker Rd. - Sidewalk | Cortez Blvd. (SR 50) | Madrid Rd. | HC | TA | Application Submitted |
| 14 | | W. Cardinal St. - Sidewalk | US 19 (S. Suncoast Blvd.) | S. Lecanto Hwy (CR 491) | CC | TA | No Application |
| 15 | | Good Neighbor Trail (GNT) - Rehabilitation | Jefferson St. | Jasmine St. | COB/HC | TA | Application Submitted |
| 16 | | US 19 Trailhead & Crossing | Crosstown Trail at US 19 - (In City of Crystal River) | | CC/CR | TA | No Application |
| 17 | | Withlacoochee State Trail (WST) – Reconstruction | Pasco/Hernando County Line | Citrus/Hernando County Line | HC | TBD | No Application |
| 17 a | | Section a (3.15 Miles) | Pasco/Hernando Border | SR 50 | HC | TBD | No Application |
| 17 b | | Section b (5.15 Miles) | SR 50 | Croom Rd. | HC | TBD | No Application |

| Rank | FPN / Responsible Agency | Project/Corridor | From | To | Area | Project Type | Project Phase/Year |
|------|--------------------------|---|-------------------------------|---------------------------|--------|--------------|-----------------------|
| 17 c | | Section c (5.90 Miles) | Croom Rd. | Hernando/Citrus Border | HC | TBD | No Application |
| 18 | | South Apopka Connector - Phase I | Dampier St. | Highland Blvd. | CC/INV | TA | No Application |
| 19 | | Suncoast Trail/U.S. 98 - Trailhead/Restroom | Suncoast Trail/US 98 | | HC | TA | No Application |
| 20 | | W. Halls River Rd. (CR 490A) - Sidewalk | S. Riverview Circle | US 19 (S. Suncoast Blvd.) | CC | TA | No Application |
| 21 | | Spring Hill Dr. - Sidewalk | US 19 | Ken Lake Ave. | HC | TA | No Application |
| 22 | | Eden Dr. Connector/Sidewalk | WST | Martinis Dr. | CC/INV | TA | No Application |
| 23 | | Spring Hill Dr. - Sidewalk | Spring Park Way | US 41 | HC | TA | Application Submitted |
| 24 | | Forest Dr. Sidewalk | W. Main St. (SR44) | Independence Hwy. | CC | TA | No Application |
| 25 | | Turner Camp Rd./Ella Ave. - PS/Sidewalk | US 41 | Inverness MS | CC | TA | No Application |
| 26 | | Citrus Springs Blvd. - Bicycle Lane/PS | Dunklin Blvd. | W. Deltona Blvd. | CC | TA | No Application |
| 27 | | Suncoast Trail (SCT) – Rehabilitation | County Line Road | US 98 | HC | TA | Application Submitted |
| 27 a | | Section a | County Line Road | Spring Hill Drive | HC | TBD | Application Submitted |
| 27 b | | Section b | Spring Hill Drive | SR 50 | HC | TBD | Application Submitted |
| 27 c | | Section c | SR 50 | US 98 | HC | TBD | Application Submitted |
| 27 d | | Section d | US 98 | Centralia Rd. | HC | TBD | Application Submitted |
| 28 | | Elkcam Blvd. - Bicycle Lane/PS | Pine Ridge Blvd | N Citrus Springs Blvd. | CC | TA | No Application |
| 29 | | Pine Ridge Blvd. - Multiuse Trail | CR 486 | CR 491 | CC | TA | No Application |
| 30 | | South Apopka Connector - Phase II | Highland Blvd. | E Anna Jo Dr. | CC/INV | TA | No Application |
| 31 | | Mossy Oak Sidewalk | US 41 and Eden Dr. | WST | CC | TA | No Application |
| 32 | | Sugarmill Woods Bicycle Lane along: | | | CC | TA | No Application |
| 32 a | | Section a. W. Oak Park Blvd. | Shoppes at Sugarmill Woods | Corkwood Blvd. | CC | TA | No Application |
| 32 b | | Section b. Cypress Blvd. E | W. Oak Park Blvd. | Cypress Circle E | CC | TA | No Application |
| 33 | | W. Miss Maggie Dr. (CR 480) - Sidewalk/PS | Chassowitzka River Campground | US 19 (S. Suncoast Blvd.) | CC | TA | ROW issues |
| 34 | | North Ave. - Sidewalk | Howell Ave. | Zoller St. | COB | TA | ROW issues |
| 35 | | Kass Circle Improvements | Kass Circle | | HC | TA | Under Review |

Page blank for printing purposes



APPENDIX D: TIP FISCAL SUMMARY

Table 5: Five-Year TIP Fund Summary for District 7 by Fund Code

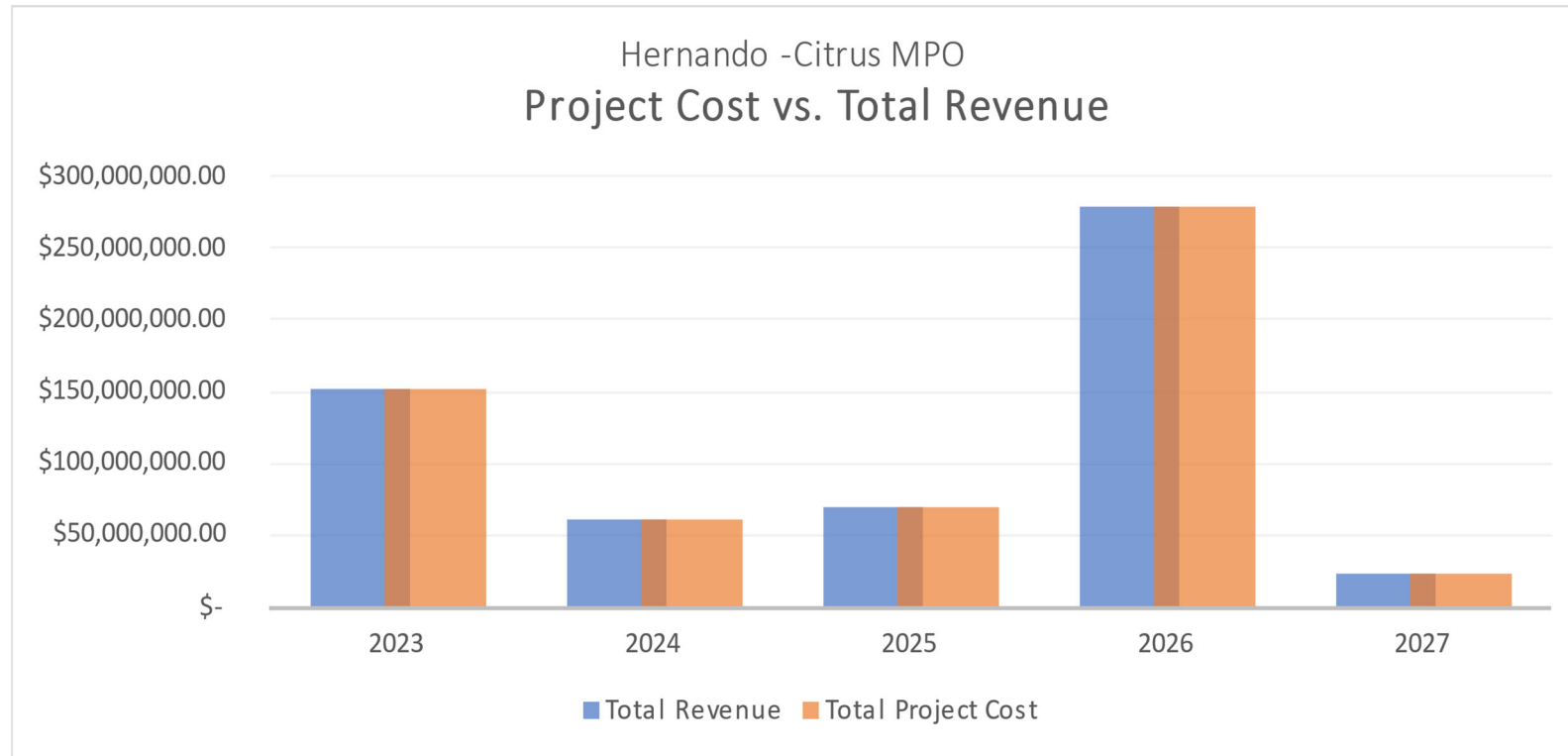
| Fund | Fund Name | <2023 | 2023 | 2024 | 2025 | 2026 | 2027 | >2027 | All Years |
|------|--------------------------------|--------------|--------------|--------------|--------------|---------------|--------------|---------|---------------|
| ACNP | ADVANCE CONSTRUCTION NHPP | \$542,191 | \$1,544,400 | | | \$43,543,802 | | | \$45,630,393 |
| ACNR | AC NAT HWY PERFORM RESURFACING | | | | \$6,366,928 | | | | \$6,366,928 |
| ACSA | ADVANCE CONSTRUCTION (SA) | \$1,326,520 | | | | | | | \$1,326,520 |
| ACSL | ADVANCE CONSTRUCTION (SL) | \$28,902 | | | | | | | \$28,902 |
| ACSN | ADVANCE CONSTRUCTION (SN) | \$398,292 | \$688,365 | | | | | | \$1,086,657 |
| CM | CONGESTION MITIGATION - AQ | \$1,618,165 | | \$21,469 | \$1,716,245 | | | | \$3,355,879 |
| D | UNRESTRICTED STATE PRIMARY | \$60,969,865 | \$3,793,655 | \$3,793,655 | \$3,793,655 | \$3,758,656 | \$3,758,656 | | \$79,868,142 |
| DDR | DISTRICT DEDICATED REVENUE | \$14,768,424 | \$19,125,152 | \$22,767,802 | \$12,022,681 | \$3,016,947 | \$3,929,539 | | \$75,630,545 |
| DEM | ENVIRONMENTAL MITIGATION | \$2,095 | | | | | | | \$2,095 |
| DI | ST. - S/W INTER/INTRASTATE HWY | \$1,015,094 | \$12,459,862 | | | | | | \$13,474,956 |
| DIH | STATE IN-HOUSE PRODUCT SUPPORT | \$1,130,857 | \$522,678 | \$361,239 | \$474,852 | \$305,892 | \$210,000 | | \$3,005,518 |
| DPTO | STATE - PTO | \$2,730,288 | \$1,141,790 | \$1,223,732 | \$415,492 | \$175,730 | \$409,600 | | \$6,096,632 |
| DS | STATE PRIMARY HIGHWAYS & PTO | \$9,022,541 | \$2,006,000 | \$590,499 | \$416,509 | \$25,385 | | | \$12,060,934 |
| DU | STATE PRIMARY/FEDERAL REIMB | \$12,136,440 | \$572,409 | \$594,795 | \$551,049 | \$518,046 | \$693,382 | | \$15,066,121 |
| FAA | FEDERAL AVIATION ADMIN | | \$535,500 | \$90,000 | \$954,900 | | | | \$1,580,400 |
| FTA | FEDERAL TRANSIT ADMINISTRATION | \$16,193,786 | \$2,500,000 | \$2,150,000 | \$2,500,000 | \$2,500,000 | | | \$25,843,786 |
| GFSA | GF STPBG ANY AREA | \$4,156,298 | | | | | | | \$4,156,298 |
| GFSN | GF STPBG | \$291,351 | \$40,297 | | | | | | \$331,648 |
| GMR | GROWTH MANAGEMENT FOR SIS | \$3,044,099 | | | | | | | \$3,044,099 |
| GRSC | GROWTH MANAGEMENT FOR SCOP | | \$1,263,491 | \$1,612,683 | \$1,680,000 | \$1,536,130 | | | \$6,092,304 |
| LF | LOCAL FUNDS | \$28,577,364 | \$4,162,052 | \$4,626,309 | \$3,181,035 | \$2,872,764 | \$1,605,782 | | \$45,025,306 |
| LFP | LOCAL FUNDS FOR PARTICIPATING | | \$486,428 | | | | | | \$486,428 |
| NHPP | IM, BRDG REPL, NATNL HWY-MAP21 | \$37,381,382 | | | | | | | \$37,381,382 |
| PKBD | TURNPIKE MASTER BOND FUND | | \$48,297,881 | | | \$85,264,026 | | | \$133,561,907 |
| PKED | 2012 SB1998-TURNPIKE FEEDER RD | \$22,486,533 | \$16,211,343 | | | | | | \$38,697,876 |
| PKYI | TURNPIKE IMPROVEMENT | \$20,612,163 | \$31,307,161 | \$14,020,000 | \$23,550,000 | \$129,136,526 | \$11,004,588 | \$1,191 | \$229,631,629 |
| PL | METRO PLAN (85% FA; 15% OTHER) | | \$1,124,716 | \$913,004 | \$691,288 | \$698,497 | \$698,497 | | \$4,126,002 |

| Fund | Fund Name | <2023 | 2023 | 2024 | 2025 | 2026 | 2027 | >2027 | All Years |
|------|--------------------------------|----------------------|----------------------|---------------------|---------------------|----------------------|---------------------|----------------|----------------------|
| SA | STP, ANY AREA | \$2,980,200 | \$1,187,071 | \$4,883,909 | \$9,673,257 | \$2,603,072 | | | \$21,327,509 |
| SCED | 2012 SB1998-SMALL CO OUTREACH | | \$256,410 | \$363,750 | \$486,148 | \$487,805 | | | \$1,594,113 |
| SCOP | SMALL COUNTY OUTREACH PROGRAM | | \$167,618 | \$405,008 | \$976 | \$478,049 | | | \$1,051,651 |
| SCWR | 2015 SB2514A-SMALL CO OUTREACH | | \$303,333 | | | \$256,848 | | | \$560,181 |
| SL | STP, AREAS <= 200K | \$2,766,482 | \$12,500 | \$592,722 | | | | | \$3,371,704 |
| SN | STP, MANDATORY NON-URBAN <= 5K | \$3,002,554 | \$660,115 | \$657,889 | \$648,708 | \$650,519 | \$635,234 | | \$6,255,019 |
| SR2T | SAFE ROUTES - TRANSFER | \$510,551 | | \$1,237,113 | | | | | \$1,747,664 |
| TALL | TRANSPORTATION ALTS- <200K | | \$341,176 | \$340,026 | | | | | \$681,202 |
| TALT | TRANSPORTATION ALTS- ANY AREA | \$188,977 | \$359,042 | \$447,609 | | | | | \$995,628 |
| | Total | \$247,881,414 | \$151,070,445 | \$61,693,213 | \$69,123,723 | \$277,828,694 | \$22,945,278 | \$1,191 | \$830,543,958 |

Source: Provided by FDOT 04/11/2022

PL Funds Modified 6-1-2023 for FY24 by Increasing \$228,784 (CF from 2022 Plus \$1,610 New Allocation)

Fiscal Constraint (FY 2023-FY 2027) – **Total Revenue** (Appendix D TIP Fiscal Summary) matches the **Total Project Cost** by year: Five Year Funding Project) as shown in the table and chart below.



Source: Provided by FDOT 04/19/2022

Table 6 Fiscal Constraint Total Project Costs and Revenue by year, Hernando Citrus MPO Area

| | 2023 | 2024 | 2025 | 2026 | 2027 |
|--------------------|------------------|-----------------|-----------------|------------------|-----------------|
| Total Revenue | \$151,070,445.00 | \$61,693,213.00 | \$69,123,723.00 | \$277,828,694.00 | \$22,945,278.00 |
| Total Project Cost | \$151,070,445.00 | \$61,693,213.00 | \$69,123,723.00 | \$277,828,694.00 | \$22,945,278.00 |

Source: Provided by FDOT 04/19/2022

6-1-2023: FY24 Modified for CF of PL \$227,174 Plus \$1,610 Additional Allocation

Page blank for printing purposes



APPENDIX E: FIVE YEAR FUNDED PROJECTS

FDOT FIVE YEAR WORK PROGRAM FY FY2023-2027

Highways

Information for Item Number: 257165 3

PROJECT DESCRIPTION: US 41 (SR 45) FROM SR 44 TO S OF WITHLACOOCHEE TRAIL BRIDGE *NON-SIS*
 TYPE OF WORK: ADD LANES & RECONSTRUCT
 EXTRA DESCRIPTION: 2 TO 4 LANES
 LRTP 2045 REFERENCE: GOAL 1, OBJECTIVES 2 & 3; GOAL 3; OBJECTIVES 4 & 7

COUNTY: CITRUS
 DISTRICT: 07
 PROJECT LENGTH: 0.936MI

Table 7: Item Number: 257165 3 Project Detail by Phase, Fund Code and Fiscal Year (2023 – 2027)

| PHASE / RESPONSIBLE AGENCY | FUND CODE: | <2023 | 2023 | 2024 | 2025 | 2026 | 2027 | >2027 | ALL YEARS |
|--|------------------------------------|---------------------|---------------------|------|------|------|------|-------|---------------------|
| RIGHT OF WAY / MANAGED BY FDOT | ACSA-ADVANCE CONSTRUCTION (SA) | \$923,135 | | | | | | | \$923,135 |
| RIGHT OF WAY / MANAGED BY FDOT | ACSN-ADVANCE CONSTRUCTION (SN) | \$385,792 | | | | | | | \$385,792 |
| RIGHT OF WAY / MANAGED BY FDOT | CM-CONGESTION MITIGATION - AQ | \$1,618,165 | | | | | | | \$1,618,165 |
| RIGHT OF WAY / MANAGED BY FDOT | DDR-DISTRICT DEDICATED REVENUE | \$4,351,495 | | | | | | | \$4,351,495 |
| RIGHT OF WAY / MANAGED BY FDOT | DIH-STATE IN-HOUSE PRODUCT SUPPORT | \$461,000 | | | | | | | \$461,000 |
| RIGHT OF WAY / MANAGED BY FDOT | DS-STATE PRIMARY HIGHWAYS & PTO | \$1,076,868 | | | | | | | \$1,076,868 |
| RIGHT OF WAY / MANAGED BY FDOT | GFSA-GF STPBG ANY AREA | \$4,156,298 | | | | | | | \$4,156,298 |
| RIGHT OF WAY / MANAGED BY FDOT | GFSN-GF STPBG | \$291,351 | | | | | | | \$291,351 |
| RIGHT OF WAY / MANAGED BY FDOT | SN-STP, MANDATORY NON-URBAN <= 5K | \$2,940,054 | | | | | | | \$2,940,054 |
| RAILROAD & UTILITIES / MANAGED BY FDOT | LF-LOCAL FUNDS | | \$1,300,000 | | | | | | \$1,300,000 |
| CONSTRUCTION / MANAGED BY FDOT | ACSN-ADVANCE CONSTRUCTION (SN) | | \$688,365 | | | | | | \$688,365 |
| CONSTRUCTION / MANAGED BY FDOT | DDR-DISTRICT DEDICATED REVENUE | \$514 | \$11,747,096 | | | | | | \$11,747,610 |
| CONSTRUCTION / MANAGED BY FDOT | DIH-STATE IN-HOUSE PRODUCT SUPPORT | | \$186,975 | | | | | | \$186,975 |
| CONSTRUCTION / MANAGED BY FDOT | DS-STATE PRIMARY HIGHWAYS & PTO | \$113 | \$823,809 | | | | | | \$823,922 |
| CONSTRUCTION / MANAGED BY FDOT | GFSN-GF STPBG | | \$40,297 | | | | | | \$40,297 |
| CONSTRUCTION / MANAGED BY FDOT | SN-STP, MANDATORY NON-URBAN <= 5K | | \$647,615 | | | | | | \$647,615 |
| ENVIRONMENTAL / MANAGED BY FDOT | DS-STATE PRIMARY HIGHWAYS & PTO | \$328,679 | | | | | | | \$328,679 |
| Totals | Item 257165 3 Total | \$15,533,464 | \$15,434,157 | | | | | | \$31,967,621 |

Table 8: Item 257165 3 Phase Totals by Fiscal Year (2023 – 2027)

| PHASE | <2023 | 2023 | 2024 | 2025 | 2026 | 2027 | >2027 | ALL YEARS |
|-----------------------------------|---------------------|---------------------|------|------|------|------|-------|---------------------|
| RIGHT OF WAY | \$16,204,158 | | | | | | | \$16,204,158 |
| RAILROAD & UTILITIES | | \$1,300,000 | | | | | | \$1,300,000 |
| CONSTRUCTION | \$627 | \$14,134,157 | | | | | | \$14,134,784 |
| ENVIRONMENTAL | \$328,679 | | | | | | | \$328,679 |
| Item 257165 3 Phase Totals | \$16,533,464 | \$15,434,157 | | | | | | \$31,967,621 |

Information for Item Number: 257165 4 (MPO Board Amended 4-6-23)

| | | | |
|-----------------------|---|-----------------|---------|
| PROJECT DESCRIPTION: | US 41 (SR 45) FROM S OF WITHLACOOCHEE TRAIL BR TO N OF N SPORTSMAN PT *NON-SIS* | COUNTY: | CITRUS |
| TYPE OF WORK: | ADD LANES & RECONSTRUCT | DISTRICT: | 07 |
| EXTRA DESCRIPTION: | 2 TO 4 LANES | PROJECT LENGTH: | 1.232MI |
| L RTP 2045 REFERENCE: | GOAL 3, OBJECTIVES 4 & 7 | | |

Table 9: Item Number: 257165 4 Project Detail by Phase, Fund Code and Fiscal Year (2023 – 2027)

| PHASE / RESPONSIBLE AGENCY | FUND CODE: | <2023 | 2023 | 2024 | 2025 | 2026 | 2027 | >2027 | ALL YEARS |
|--------------------------------|-------------------------------------|-----------------|--------------------|--------------------|---------------------|------|------|-------|---------------------|
| Phase / Responsible Agency | Fund Code: | <2023 | 2023 | 2024 | 2025 | 2026 | 2027 | >2027 | All Years |
| RIGHT OF WAY / MANAGED BY FDOT | ACCM-ADVANCE CONSTRUCTION (CM) | | \$240,873 | | | | | | \$240,873 |
| RIGHT OF WAY / MANAGED BY FDOT | ACSM-STBG AREA POP. W/ 5K TO 49,999 | | | \$110,865 | | | | | \$110,865 |
| RIGHT OF WAY / MANAGED BY FDOT | ACSN-ADVANCE CONSTRUCTION (SN) | | \$834,486 | | | | | | \$834,486 |
| RIGHT OF WAY / MANAGED BY FDOT | DDR-DISTRICT DEDICATED REVENUE | | \$1,503,000 | \$490,718 | | | | | \$1,993,718 |
| RIGHT OF WAY / MANAGED BY FDOT | DIH-STATE IN-HOUSE PRODUCT SUPPORT | \$7,468 | \$76,929 | \$100,000 | | | | | \$184,397 |
| RIGHT OF WAY / MANAGED BY FDOT | DS-STATE PRIMARY HIGHWAYS & PTO | | \$573,718 | | | | | | \$573,718 |
| RIGHT OF WAY / MANAGED BY FDOT | SM-STBG AREA POP. W/ 5K TO 49,999 | | | \$286,385 | | | | | \$286,385 |
| RIGHT OF WAY / MANAGED BY FDOT | SN-STP, MANDATORY NON-URBAN <= 5K | | \$1,542,842 | \$1,301,013 | | | | | \$2,843,855 |
| CONSTRUCTION / MANAGED BY FDOT | CM-CONGESTION MITIGATION - AQ | | | | \$1,671,995 | | | | 1,671,995 |
| CONSTRUCTION / MANAGED BY FDOT | DDR-DISTRICT DEDICATED REVENUE | | | | 9,268,626 | | | | 9,268,626 |
| CONSTRUCTION / MANAGED BY FDOT | DIH-STATE IN-HOUSE PRODUCT SUPPORT | | | | \$341,984 | | | | \$341,984 |
| CONSTRUCTION / MANAGED BY FDOT | DS-STATE PRIMARY HIGHWAYS & PTO | \$9,366 | \$849 | | \$405,771 | | | | \$415,986 |
| CONSTRUCTION / MANAGED BY FDOT | SA-STP, ANY AREA | | | | \$8,648,508 | | | | \$8,648,508 |
| CONSTRUCTION / MANAGED BY FDOT | SN-STP, MANDATORY NON-URBAN <= 5K | | | | \$619,805 | | | | \$619,805 |
| Totals | Item: 257165 4 Totals | \$16,834 | \$4,772,697 | \$2,288,981 | \$20,956,689 | | | | \$28,035,201 |

Table 10: Item 257165 4 Phase Totals by Fiscal Year (2023 – 2027)

| PHASE | <2023 | 2023 | 2024 | 2025 | 2026 | 2027 | >2027 | ALL YEARS |
|------------------------------------|-----------------|--------------------|--------------------|---------------------|------|------|-------|---------------------|
| Phase | <2023 | 2023 | 2024 | 2025 | 2026 | 2027 | >2027 | All Years |
| RIGHT OF WAY | \$7,468 | \$4,771,848 | \$2,288,981 | | | | | \$7,068,297 |
| CONSTRUCTION | \$9,366 | \$849 | | \$20,956,689 | | | | \$20,966,904 |
| Item: 257165 4 Phase Totals | \$16,834 | \$4,772,697 | \$2,288,981 | \$20,956,689 | | | | \$28,035,201 |

Information for Item Number: 257165 5

NUMBER 1 ON THE LIST OF PRIORITY PROJECTS FOR CONGESTION MANAGEMENT PROGRAM

PROJECT DESCRIPTION: US 41(SR 45) FROM N OF SPORTSMAN POINT TO E OF ARLINGTON ST *NON-SIS*
 TYPE OF WORK: ADD LANES & RECONSTRUCT
 EXTRA DESCRIPTION: 2 TO 4 LANES

LRTP 2045 REFERENCE: GOAL 3, OBJECTIVES 4 & 7
 COUNTY: CITRUS
 DISTRICT: 07
 PROJECT LENGTH: 0.572MI

Table 11: Item 257165 5 Project Detail by Phase, Fund Code and Fiscal Year (2023 – 2027)

| PHASE / RESPONSIBLE AGENCY | FUND CODE: | <2023 | 2023 | 2024 | 2025 | 2026 | 2027 | >2027 | ALL YEARS |
|--------------------------------|------------------------------------|---------------------|---------------------|------------------|---------------------|--------------------|--------------------|-------|---------------------|
| RIGHT OF WAY / MANAGED BY FDOT | CM-CONGESTION MITIGATION - AQ | | | \$21,469 | | | | | \$21,469 |
| RIGHT OF WAY / MANAGED BY FDOT | DDR-DISTRICT DEDICATED REVENUE | | | | | \$779,450 | \$3,119,539 | | \$3,898,989 |
| RIGHT OF WAY / MANAGED BY FDOT | DIH-STATE IN-HOUSE PRODUCT SUPPORT | | | | | \$210,000 | \$210,000 | | \$420,000 |
| RIGHT OF WAY / MANAGED BY FDOT | SN-STP, MANDATORY NON-URBAN <= 5K | | | \$645,389 | | \$638,019 | \$635,234 | | \$1,918,642 |
| Totals | Phase: RIGHT OF WAY Totals | | | \$666,858 | | \$1,627,469 | \$3,964,773 | | \$6,259,100 |
| | Item: 257165 5 Totals | | | \$666,858 | | \$1,627,469 | \$3,964,773 | | \$6,259,100 |
| | Project Total | \$20,736,099 | \$15,434,157 | \$666,858 | \$21,511,308 | \$1,627,469 | \$3,964,773 | | \$59,975,891 |

Information for Item Number: 432582 1

PROJECT DESCRIPTION: SR 44 FROM E OF W NORVELL BRYANT HWY TO W OF N LOPP PT *SIS*
 TYPE OF WORK: RESURFACING
 EXTRA DESCRIPTION: 4 LANES
 LRTP 2045 REFERENCE: GOAL 4, OBJECTIVE 1; GOAL 6 OBJECTIVE 1

COUNTY: CITRUS
 DISTRICT: 07
 PROJECT LENGTH: 2.333MI

Table 12: Item 432582 1 Project Detail by Phase, Fund Code and Fiscal Year (2023 – 2027)

| PHASE / RESPONSIBLE AGENCY | FUND CODE | <2023 | 2023 | 2024 | 2025 | 2026 | 2027 | >2027 | ALL YEARS |
|---|------------------------------------|--------------------|--------------------|------|------|------|------|-------|--------------------|
| PRELIMINARY ENGINEERING / MANAGED BY FDOT | DDR-DISTRICT DEDICATED REVENUE | \$37,339 | | | | | | | \$37,339 |
| PRELIMINARY ENGINEERING / MANAGED BY FDOT | DEM-ENVIRONMENTAL MITIGATION | \$224 | | | | | | | \$224 |
| PRELIMINARY ENGINEERING / MANAGED BY FDOT | DIH-STATE IN-HOUSE PRODUCT SUPPORT | \$46,758 | | | | | | | \$46,758 |
| PRELIMINARY ENGINEERING / MANAGED BY FDOT | DS-STATE PRIMARY HIGHWAYS & PTO | \$1,089,257 | | | | | | | \$1,089,257 |
| CONSTRUCTION / MANAGED BY FDOT | DDR-DISTRICT DEDICATED REVENUE | | \$4,989,959 | | | | | | \$4,989,959 |
| CONSTRUCTION / MANAGED BY FDOT | DIH-STATE IN-HOUSE PRODUCT SUPPORT | | \$66,830 | | | | | | \$66,830 |
| CONSTRUCTION / MANAGED BY FDOT | DS-STATE PRIMARY HIGHWAYS & PTO | \$32,142 | | | | | | | \$32,142 |
| Totals | Item: 432582 1 Totals | \$1,205,720 | \$5,056,789 | | | | | | \$6,262,509 |
| | Project Totals | \$1,205,720 | \$5,056,789 | | | | | | \$6,262,509 |

Table 13: Item 432582 1 Phase Totals by Fiscal Year (2023 – 2027)

| PHASE | <2023 | 2023 | 2024 | 2025 | 2026 | 2027 | >2027 | ALL YEARS |
|------------------------------------|--------------------|--------------------|------|------|------|------|-------|--------------------|
| PRELIMINARY ENGINEERING | \$1,173,578 | | | | | | | \$1,173,578 |
| CONSTRUCTION | \$32,142 | \$5,056,789 | | | | | | \$5,088,931 |
| Item: 432582 1 Phase Totals | \$1,205,720 | \$5,056,789 | | | | | | \$6,262,509 |

Information for Item Number: 437515 1

PROJECT DESCRIPTION: US 19/US 98/SR 55/N SUNCOAST BLVD FR NE 1ST ST TO S OF NW SNUG HARBOR *SIS*
 TYPE OF WORK: RESURFACING
 EXTRA DESCRIPTION: 4 LANES
 LRTP 2045 REFERENCE: GOAL 4, OBJECTIVE 1; GOAL 6 OBJECTIVE 1

COUNTY: CITRUS
 DISTRICT: 07
 PROJECT LENGTH: 1.174MI

Table 14: Item 437515 1 Project Detail by Phase, Fund Code and Fiscal Year (2023 – 2027)

| PHASE / RESPONSIBLE AGENCY | FUND CODE: | <2023 | 2023 | 2024 | 2025 | 2026 | 2027 | >2027 | ALL YEARS |
|---|------------------------------------|-------|---------|------|------|------|------|-------|-----------|
| PRELIMINARY ENGINEERING / MANAGED BY FDOT | DIH-STATE IN-HOUSE PRODUCT SUPPORT | | \$1,000 | | | | | | \$1,000 |

| | | | | | | | | |
|---|------------------------------------|--|------------------|--|--|--------------------|--|--------------------|
| PRELIMINARY ENGINEERING / MANAGED BY FDOT | DS-STATE PRIMARY HIGHWAYS & PTO | | \$703,650 | | | | | \$703,650 |
| CONSTRUCTION / MANAGED BY FDOT | DIH-STATE IN-HOUSE PRODUCT SUPPORT | | | | | \$39,046 | | \$39,046 |
| CONSTRUCTION / MANAGED BY FDOT | DS-STATE PRIMARY HIGHWAYS & PTO | | | | | \$25,385 | | \$25,385 |
| CONSTRUCTION / MANAGED BY FDOT | SA-STP, ANY AREA | | | | | \$2,603,072 | | \$2,603,072 |
| Totals | Item: 437515 1 Totals | | \$704,650 | | | \$2,667,503 | | \$3,372,153 |
| | Project Totals | | \$704,650 | | | \$2,667,503 | | \$3,372,153 |

Table 15: Item 437515 1 Phase Totals by Fiscal Year (2023 – 2027)

| PHASE | <2023 | 2023 | 2024 | 2025 | 2026 | 2027 | >2027 | ALL YEARS |
|------------------------------------|-------|------------------|------|------|--------------------|------|-------|--------------------|
| PRELIMINARY ENGINEERING | | \$704,650 | | | | | | \$704,650 |
| CONSTRUCTION | | | | | \$2,667,503 | | | \$2,667,503 |
| Item: 437515 1 Phase Totals | | \$704,650 | | | \$2,667,503 | | | \$3,372,153 |

Information for Item Number: 440250 1

PROJECT DESCRIPTION: US 98/SR700/W PONCE DE LEON BLVD FROM HERNANDO CO/L TO US 19/SR55 *SIS*
 EXTRA DESCRIPTION: 4 LANES
 TYPE OF WORK: RESURFACING
 LRTP 2045 REFERENCE: GOAL 4, OBJECTIVE 1; GOAL 6, OBJECTIVE 1

COUNTY: CITRUS
 DISTRICT: 07
 PROJECT LENGTH: 3.382MI

Table 16: Item 440250 1 Project Detail by Phase, Fund Code and Fiscal Year (2023 – 2027)

| PHASE / RESPONSIBLE AGENCY | FUND CODE: | <2023 | 2023 | 2024 | 2025 | 2026 | 2027 | >2027 | ALL YEARS |
|---|------------------------------------|------------------|------|--------------------|------|------|------|-------|--------------------|
| PRELIMINARY ENGINEERING / MANAGED BY FDOT | DDR-DISTRICT DEDICATED REVENUE | \$417,279 | | | | | | | \$417,279 |
| PRELIMINARY ENGINEERING / MANAGED BY FDOT | DIH-STATE IN-HOUSE PRODUCT SUPPORT | \$21,181 | | | | | | | \$21,181 |
| PRELIMINARY ENGINEERING / MANAGED BY FDOT | DS-STATE PRIMARY HIGHWAYS & PTO | \$489,527 | | | | | | | \$489,527 |
| CONSTRUCTION / MANAGED BY FDOT | DIH-STATE IN-HOUSE PRODUCT SUPPORT | | | \$73,812 | | | | | \$73,812 |
| CONSTRUCTION / MANAGED BY FDOT | DS-STATE PRIMARY HIGHWAYS & PTO | | | \$590,499 | | | | | \$590,499 |
| CONSTRUCTION / MANAGED BY FDOT | SA-STP, ANY AREA | | | \$4,883,909 | | | | | \$4,883,909 |
| Totals | Item: 440250 1 Totals | \$927,987 | | \$5,548,220 | | | | | \$6,476,207 |
| | Project Totals | \$927,987 | | \$5,548,220 | | | | | \$6,476,207 |

Table 17: Item 440250 1 Phase Totals by Fiscal Year (2023 – 2027)

| PHASE | <2023 | 2023 | 2024 | 2025 | 2026 | 2027 | >2027 | ALL YEARS |
|------------------------------------|------------------|------|--------------------|------|------|------|-------|--------------------|
| PRELIMINARY ENGINEERING | \$927,987 | | | | | | | \$927,987 |
| CONSTRUCTION | | | \$5,548,220 | | | | | \$5,548,220 |
| Item: 440250 1 Phase Totals | \$927,987 | | \$5,548,220 | | | | | \$6,476,207 |

Information for Item Number: 441095 1

PROJECT DESCRIPTION: E WITHLACOOCHEE TRL/CR 39 FROM W OF E TASHA CT TO E SCOTT LANE *NON-SIS*
 TYPE OF WORK: RESURFACING
 EXTRA DESCRIPTION: 2 LANES
 LRTP 2045 REFERENCE: GOAL 4, OBJECTIVE 1; GOAL 6, OBJECTIVE 1

COUNTY: CITRUS
 DISTRICT: 07
 PROJECT LENGTH: 1.518MI

Table 18: Item 441095 1 Project Detail by Phase, Fund Code and Fiscal Year (2023 – 2027)

| PHASE / RESPONSIBLE AGENCY | FUND CODE: | <2023 | 2023 | 2024 | 2025 | 2026 | 2027 | >2027 | ALL YEARS |
|---|------------------------------------|-------|--------------------|------|------|------|------|-------|--------------------|
| CONSTRUCTION / MANAGED BY CITRUS COUNTY | GRSC-GROWTH MANAGEMENT FOR SCOP | | \$731,923 | | | | | | \$731,923 |
| CONSTRUCTION / MANAGED BY CITRUS COUNTY | LFP-LOCAL FUNDS FOR PARTICIPATING | | \$293,358 | | | | | | \$293,358 |
| CONSTRUCTION / MANAGED BY CITRUS COUNTY | SCED-2012 SB1998-SMALL CO OUTREACH | | \$148,151 | | | | | | \$148,151 |
| Totals | Phase: CONSTRUCTION Totals | | \$1,173,432 | | | | | | \$1,173,432 |
| | Item: 441095 1 Totals | | \$1,173,432 | | | | | | \$1,173,432 |
| | Project Totals | | \$1,173,432 | | | | | | \$1,173,432 |

Information for Item Number: 441105 1

PROJECT DESCRIPTION: FOREST RIDGE BLVD FROM W LAKE BEVERLY DR TO W COLBERT CT *NON-SIS*
 TYPE OF WORK: SIDEWALK
 EXTRA DESCRIPTION: CONSTRUCT 5' SIDEWALK - FOREST RIDGE ELEMENTARY - SRTS
 LRTP 2045 REFERENCE: GOAL 1, OBJECTIVES 2 & 3; GOAL 3, OBJECTIVES 4 & 7

COUNTY: CITRUS
 DISTRICT: 07
 PROJECT LENGTH: 0.750MI

Table 19: Item 441105 1 Project Detail by Phase, Fund Code and Fiscal Year (2023 – 2027)

| PHASE / RESPONSIBLE AGENCY | FUND CODE: | <2023 | 2023 | 2024 | 2025 | 2026 | 2027 | >2027 | ALL YEARS |
|---|--|-------|------|------------------|------|------|------|-------|------------------|
| PRELIMINARY ENGINEERING / MANAGED BY FDOT | SR2T-SAFE ROUTES - TRANSFER | | | \$407,066 | | | | | \$407,066 |
| Totals | Phase: Preliminary Engineering Totals | | | \$407,066 | | | | | \$407,066 |
| | Item: 441105 1 Totals | | | \$407,066 | | | | | \$407,066 |
| | Project Totals | | | \$407,066 | | | | | \$407,066 |

Information for Item Number: 443411 1

PROJECT DESCRIPTION: E TRAILS END/CR 39A FROM E WYMAR TR TO S WITHLAPOPKA DR *NON-SIS*
 TYPE OF WORK: RESURFACING
 EXTRA DESCRIPTION: 2 LANES
 LRTP 2045 REFERENCE: GOAL 4, OBJECTIVE 1; GOAL 6, OBJECTIVE 1

COUNTY: CITRUS
 DISTRICT: 07
 PROJECT LENGTH: 1.666MI

Table 20: Item 443411 1 Project Detail by Phase, Fund Code and Fiscal Year (2023 – 2027)

| PHASE / RESPONSIBLE AGENCY | FUND CODE: | <2023 | 2023 | 2024 | 2025 | 2026 | 2027 | >2027 | ALL YEARS |
|---|-------------------------------------|-------|------------------|------|------|------|------|-------|------------------|
| CONSTRUCTION / MANAGED BY CITRUS COUNTY | LFP-LOCAL FUNDS FOR PARTICIPATING | | \$193,070 | | | | | | \$193,070 |
| CONSTRUCTION / MANAGED BY CITRUS COUNTY | SCED-2012 SB1998-SMALL CO OUTREACH | | \$108,259 | | | | | | \$108,259 |
| CONSTRUCTION / MANAGED BY CITRUS COUNTY | SCOP-SMALL COUNTY OUTREACH PROGRAM | | \$167,618 | | | | | | \$167,618 |
| CONSTRUCTION / MANAGED BY CITRUS COUNTY | SCWR-2015 SB2514A-SMALL CO OUTREACH | | \$303,333 | | | | | | \$303,333 |
| Totals | Phase: CONSTRUCTION Totals | | \$772,280 | | | | | | \$772,280 |
| | Item: 443411 1 Totals | | \$772,280 | | | | | | \$772,280 |
| | Project Totals | | \$772,280 | | | | | | \$772,280 |

Information for Item Number: 443981 1

PROJECT DESCRIPTION: US 41/SR 45 FROM SOUTH OF SR 44 TO E GRACE STREET *SIS*
 TYPE OF WORK: TRAFFIC OPS IMPROVEMENT
 EXTRA DESCRIPTION: SB LEFT TURN LANE AND 7 FT BUFFERED BIKE LANE
 LRTP 2045 REFERENCE: GOAL 1, OBJECTIVES 2 & 3, GOAL 3, OBJECTIVES 3, 4, & 7

COUNTY: CITRUS
 DISTRICT: 07
 PROJECT LENGTH: 0.243MI

Table 21: Item 443981 1 Project Detail by Phase, Fund Code and Fiscal Year (2023 – 2027)

| PHASE / RESPONSIBLE AGENCY | FUND CODE | <2023 | 2023 | 2024 | 2025 | 2026 | 2027 | >2027 | ALL YEARS |
|---|------------------------------------|-------|------------------|--------------------|------|------|------|-------|--------------------|
| PRELIMINARY ENGINEERING / MANAGED BY FDOT | DIH-STATE IN-HOUSE PRODUCT SUPPORT | | \$1,000 | | | | | | \$1,000 |
| PRELIMINARY ENGINEERING / MANAGED BY FDOT | DS-STATE PRIMARY HIGHWAYS & PTO | | \$453,133 | | | | | | \$453,133 |
| CONSTRUCTION / MANAGED BY FDOT | DDR-DISTRICT DEDICATED REVENUE | | | \$1,188,031 | | | | | \$1,188,031 |
| CONSTRUCTION / MANAGED BY FDOT | DIH-STATE IN-HOUSE PRODUCT SUPPORT | | | \$17,731 | | | | | \$17,731 |
| Totals | Item: 443981 1 Totals | | \$454,133 | \$1,205,762 | | | | | \$1,659,895 |
| | Project Totals | | \$454,133 | \$1,205,762 | | | | | \$1,659,895 |

Table 22: Item 443981 1 Phase Totals by Fiscal Year (2023 – 2027)

| PHASE | <2023 | 2023 | 2024 | 2025 | 2026 | 2027 | >2027 | ALL YEARS |
|-----------------------------------|-------|------------------|--------------------|------|------|------|-------|--------------------|
| PRELIMINARY ENGINEERING | | \$454,133 | | | | | | \$454,133 |
| CONSTRUCTION | | | \$1,205,762 | | | | | \$1,205,762 |
| Item: 443981 1 Phase Total | | \$454,133 | \$1,205,762 | | | | | \$1,659,895 |

Information for Item Number: 445661 1

PROJECT DESCRIPTION: DUNKENFIELD AVE FROM W VENABLE ST TO N OF MARION WAY *NON-SIS*
 TYPE OF WORK: RESURFACING
 EXTRA DESCRIPTION: 2 LANES
 LRTP 2045 REFERENCE: GOAL 4, OBJECTIVE 1; GOAL 6, OBJECTIVE 1

COUNTY: CITRUS
 DISTRICT: 07
 PROJECT LENGTH: 1.930MI

Table 23: Item 445661 1 Project Detail by Phase, Fund Code and Fiscal Year (2023 – 2027)

| PHASE / RESPONSIBLE AGENCY | FUND CODE | <2023 | 2023 | 2024 | 2025 | 2026 | 2027 | >2027 | ALL YEARS |
|---|------------------------------------|-------|------|--------------------|------|------|------|-------|--------------------|
| CONSTRUCTION / MANAGED BY CITRUS COUNTY | GRSC-GROWTH MANAGEMENT FOR SCOP | | | \$1,465,476 | | | | | \$1,465,476 |
| CONSTRUCTION / MANAGED BY CITRUS COUNTY | LF-LOCAL FUNDS | | | \$556,981 | | | | | \$556,981 |
| CONSTRUCTION / MANAGED BY CITRUS COUNTY | SCOP-SMALL COUNTY OUTREACH PROGRAM | | | \$205,469 | | | | | \$205,469 |
| Totals | Phase: CONSTRUCTION Totals | | | \$2,227,926 | | | | | \$2,227,926 |
| | Item: 445661 1 Totals | | | \$2,227,926 | | | | | \$2,227,926 |
| | Project Totals | | | \$2,227,926 | | | | | \$2,227,926 |

Information for Item Number: 448040 1

PROJECT DESCRIPTION: SR 44/E GULF TO LAKE HWY FROM E OF US 41 TO SUMTER COUNTY LINE *SIS*
 TYPE OF WORK: RESURFACING
 EXTRA DESCRIPTION: 4 LANES
 LRTP 2045 REFERENCE: GOAL 4, OBJECTIVE 1; GOAL 6, OBJECTIVE 1

COUNTY: CITRUS
 DISTRICT: 07
 PROJECT LENGTH: 6.695MI

Table 24: Item 448040 1 Project Detail by Phase, Fund Code and Fiscal Year (2023 – 2027)

| PHASE / RESPONSIBLE AGENCY | FUND CODE | <2023 | 2023 | 2024 | 2025 | 2026 | 2027 | >2027 | ALL YEARS |
|---|------------------------------------|------------------|------|---------------------|------|------|------|-------|---------------------|
| PRELIMINARY ENGINEERING / MANAGED BY FDOT | DDR-DISTRICT DEDICATED REVENUE | \$771,365 | | | | | | | \$771,365 |
| PRELIMINARY ENGINEERING / MANAGED BY FDOT | DIH-STATE IN-HOUSE PRODUCT SUPPORT | \$13,000 | | | | | | | \$13,000 |
| PRELIMINARY ENGINEERING / MANAGED BY FDOT | DS-STATE PRIMARY HIGHWAYS & PTO | \$5,659 | | | | | | | \$5,659 |
| CONSTRUCTION / MANAGED BY FDOT | DDR-DISTRICT DEDICATED REVENUE | | | \$12,747,948 | | | | | \$12,747,948 |
| CONSTRUCTION / MANAGED BY FDOT | DIH-STATE IN-HOUSE PRODUCT SUPPORT | | | \$175,612 | | | | | \$175,612 |
| Total | Item: 448040 1 Totals | \$790,024 | | \$12,923,560 | | | | | \$13,713,584 |
| | Project Totals | \$790,024 | | \$12,923,560 | | | | | \$13,713,584 |

Table 25: Item 448040 1 Phase Totals by Fiscal Year (2023 – 2027)

| PHASE | <2023 | 2023 | 2024 | 2025 | 2026 | 2027 | >2027 | ALL YEARS |
|------------------------------------|------------------|------|---------------------|------|------|------|-------|---------------------|
| PRELIMINARY ENGINEERING | \$790,024 | | | | | | | \$790,024 |
| CONSTRUCTION | | | \$12,923,560 | | | | | \$12,923,560 |
| Item: 448040 1 Phase Totals | \$790,024 | | \$12,923,560 | | | | | \$13,713,584 |

Information for Item Number: 448500 1

PROJECT DESCRIPTION: N DELTONA BLVD FR CR491/N LECANTO HWY TO W HOMEWAY LOOP *NON-SIS*
 TYPE OF WORK: RESURFACING
 EXTRA DESCRIPTION: 2 LANES
 LRTP 2045 REFERENCE: GOAL 4, OBJECTIVE 1; GOAL 6, OBJECTIVE 1

COUNTY: CITRUS
 DISTRICT: 07
 PROJECT LENGTH: 0.379MI

Table 26: Item 448500 1 Project Detail by Phase, Fund Code and Fiscal Year (2023 – 2027)

| PHASE / RESPONSIBLE AGENCY | FUND CODE | <2023 | 2023 | 2024 | 2025 | 2026 | 2027 | >2027 | ALL YEARS |
|---|------------------------------------|-------|------|------------------|------|------|------|-------|------------------|
| CONSTRUCTION / MANAGED BY CITRUS COUNTY | GRSC-GROWTH MANAGEMENT FOR SCOP | | | \$147,207 | | | | | \$147,207 |
| CONSTRUCTION / MANAGED BY CITRUS COUNTY | LF-LOCAL FUNDS | | | \$161,815 | | | | | \$161,815 |
| CONSTRUCTION / MANAGED BY CITRUS COUNTY | SCOP-SMALL COUNTY OUTREACH PROGRAM | | | \$199,539 | | | | | \$199,539 |
| Totals | Phase: CONSTRUCTION Totals | | | \$508,561 | | | | | \$508,561 |
| | Item: 448500 1 Totals | | | \$508,561 | | | | | \$508,561 |
| | Project Totals | | | \$508,561 | | | | | \$508,561 |

Information for Item Number: 448501 1

PROJECT DESCRIPTION: E TURNER CAMP RD FROM E MATTHEW MEADOW CT TO ROAD TERMINI *NON-SIS*
 TYPE OF WORK: RESURFACING
 EXTRA DESCRIPTION: 2 LANES
 LRTP 2045 REFERENCE: GOAL 4, OBJECTIVE 1; GOAL 6, OBJECTIVE 1

COUNTY: CITRUS
 DISTRICT: 07
 PROJECT LENGTH: 1.684MI

Table 27: Item 448501 1 Project Detail by Phase, Fund Code and Fiscal Year (2023 – 2027)

| PHASE / RESPONSIBLE AGENCY | FUND CODE: | <2023 | 2023 | 2024 | 2025 | 2026 | 2027 | >2027 | ALL YEARS |
|---|------------------------------------|-------|------|------|--------------------|------|------|-------|--------------------|
| CONSTRUCTION / MANAGED BY CITRUS COUNTY | GRSC-GROWTH MANAGEMENT FOR SCOP | | | | \$1,680,000 | | | | \$1,680,000 |
| CONSTRUCTION / MANAGED BY CITRUS COUNTY | LF-LOCAL FUNDS | | | | \$1,011,326 | | | | \$1,011,326 |
| CONSTRUCTION / MANAGED BY CITRUS COUNTY | SCED-2012 SB1998-SMALL CO OUTREACH | | | | \$486,148 | | | | \$486,148 |
| CONSTRUCTION / MANAGED BY CITRUS COUNTY | SCOP-SMALL COUNTY OUTREACH PROGRAM | | | | \$976 | | | | \$976 |
| Totals | Phase: CONSTRUCTION Totals | | | | \$3,178,450 | | | | \$3,178,450 |
| | Item: 448501 1 Totals | | | | \$3,178,450 | | | | \$3,178,450 |
| | Project Totals | | | | \$3,178,450 | | | | \$3,178,450 |

Information for Item Number: 448502 1

PROJECT DESCRIPTION: W MUSTANG BLVD FROM W MESA VERDE DR TO CR 491 *NON-SIS*
 TYPE OF WORK: RESURFACING
 EXTRA DESCRIPTION: 2 LANES
 LRTP 2045 REFERENCE: GOAL 4, OBJECTIVE 1; GOAL 6, OBJECTIVE 1

COUNTY: CITRUS
 DISTRICT: 07
 PROJECT LENGTH: 0.643MI

Table 28: Item 448502 1 Project Detail by Phase, Fund Code and Fiscal Year (2023 – 2027)

| PHASE / RESPONSIBLE AGENCY | FUND CODE: | <2023 | 2023 | 2024 | 2025 | 2026 | 2027 | >2027 | ALL YEARS |
|---|-----------------------------------|-------|------|------|------|------------------|------|-------|------------------|
| CONSTRUCTION / MANAGED BY CITRUS COUNTY | GRSC-GROWTH MANAGEMENT FOR SCOP | | | | | \$486,130 | | | \$486,130 |
| CONSTRUCTION / MANAGED BY CITRUS COUNTY | LF-LOCAL FUNDS | | | | | \$226,860 | | | \$226,860 |
| Totals | Phase: CONSTRUCTION Totals | | | | | \$712,990 | | | \$712,990 |
| | Item: 448502 1 Totals | | | | | \$712,990 | | | \$712,990 |
| | Project Totals | | | | | \$712,990 | | | \$712,990 |

Information for Item Number: 449062 1

PROJECT DESCRIPTION: S APOPKA AVE FROM E ANNA JO DR TO US 41
 TYPE OF WORK: RESURFACING
 EXTRA DESCRIPTION: 2 LANES
 LRTP 2045 REFERENCE: GOAL 4, OBJECTIVE 1; GOAL 6, OBJECTIVE 1

COUNTY: CITRUS
 DISTRICT: 07
 PROJECT LENGTH: 3.573MI

Table 29: Item 449062 1 Project Detail by Phase, Fund Code and Fiscal Year (2023 – 2027)

| PHASE / RESPONSIBLE AGENCY | FUND CODE: | <2023 | 2023 | 2024 | 2025 | 2026 | 2027 | >2027 | ALL YEARS |
|---|-------------------------------------|-------|------|------|------|--------------------|------|-------|--------------------|
| CONSTRUCTION / RESPONSIBLE AGENCY NOT AVAILABLE | LF-LOCAL FUNDS | | | | | \$407,568 | | | \$407,568 |
| CONSTRUCTION / RESPONSIBLE AGENCY NOT AVAILABLE | SCED-2012 SB1998-SMALL CO OUTREACH | | | | | \$487,805 | | | \$487,805 |
| CONSTRUCTION / RESPONSIBLE AGENCY NOT AVAILABLE | SCOP-SMALL COUNTY OUTREACH PROGRAM | | | | | \$478,049 | | | \$478,049 |
| CONSTRUCTION / RESPONSIBLE AGENCY NOT AVAILABLE | SCWR-2015 SB2514A-SMALL CO OUTREACH | | | | | \$256,848 | | | \$256,848 |
| Totals | Phase: CONSTRUCTION Totals | | | | | \$1,630,270 | | | \$1,630,270 |
| | Item: 449062 1 Totals | | | | | \$1,630,270 | | | \$1,630,270 |
| | Project Totals | | | | | \$1,630,270 | | | \$1,630,270 |

Information for Item Number: 416732 4

PROJECT DESCRIPTION: SR 50 FM WINDMERE RD/BRONSON BL TO E OF US 98/MCKETHAN RD *SIS*
 TYPE OF WORK: ADD LANES & REHABILITATE PVMNT
 EXTRA DESCRIPTION: 4 TO 6 LANES
 LRTP 2045 REFERENCE: GOAL 1, OBJECTIVE 3; GOAL 2, OBJECTIVES 2-4; GOAL 3, OBJECTIVES 4, 8 & 9; GOAL 4, OBJECTIVE 1

COUNTY: HERNANDO
 DISTRICT: 07
 PROJECT LENGTH: 3.488MI

Table 30: Item 416732 4 Project Detail by Phase, Fund Code and Fiscal Year (2023 – 2027)

| PHASE / RESPONSIBLE AGENCY | FUND CODE: | <2023 | 2023 | 2024 | 2025 | 2026 | 2027 | >2027 | ALL YEARS |
|---|-------------------------------------|---------------------|--------------------|------|------|------|------|-------|---------------------|
| PRELIMINARY ENGINEERING / MANAGED BY FDOT | DDR-DISTRICT DEDICATED REVENUE | \$1,136,147 | | | | | | | \$1,136,147 |
| PRELIMINARY ENGINEERING / MANAGED BY FDOT | DEM-ENVIRONMENTAL MITIGATION | \$105 | | | | | | | \$105 |
| PRELIMINARY ENGINEERING / MANAGED BY FDOT | DIH-STATE IN-HOUSE PRODUCT SUPPORT | \$21,325 | | | | | | | \$21,325 |
| PRELIMINARY ENGINEERING / MANAGED BY FDOT | DS-STATE PRIMARY HIGHWAYS & PTO | \$504,789 | | | | | | | \$504,789 |
| PRELIMINARY ENGINEERING / MANAGED BY FDOT | SA-STP, ANY AREA | \$2,860,404 | | | | | | | \$2,860,404 |
| PRELIMINARY ENGINEERING / MANAGED BY FDOT | SL-STP, AREAS <= 200K | \$751,255 | | | | | | | \$751,255 |
| RIGHT OF WAY / MANAGED BY FDOT | DDR-DISTRICT DEDICATED REVENUE | \$1,393,668 | | | | | | | \$1,393,668 |
| RIGHT OF WAY / MANAGED BY FDOT | DIH-STATE IN-HOUSE PRODUCT SUPPORT | \$173,113 | | | | | | | \$173,113 |
| RIGHT OF WAY / MANAGED BY FDOT | DS-STATE PRIMARY HIGHWAYS & PTO | \$871,826 | | | | | | | \$871,826 |
| RAILROAD & UTILITIES / MANAGED BY FDOT | LF-LOCAL FUNDS | \$4,776,698 | | | | | | | \$4,776,698 |
| CONSTRUCTION / MANAGED BY FDOT | ACNP-ADVANCE CONSTRUCTION NHPP | \$161,721 | | | | | | | \$161,721 |
| CONSTRUCTION / MANAGED BY FDOT | DDR-DISTRICT DEDICATED REVENUE | \$124,188 | | | | | | | \$124,188 |
| CONSTRUCTION / MANAGED BY FDOT | DI-ST. - S/W INTER/INTRASTATE HWY | \$183,720 | | | | | | | \$183,720 |
| CONSTRUCTION / MANAGED BY FDOT | DIH-STATE IN-HOUSE PRODUCT SUPPORT | \$2,335 | | | | | | | \$2,335 |
| CONSTRUCTION / MANAGED BY FDOT | DS-STATE PRIMARY HIGHWAYS & PTO | \$115,057 | | | | | | | \$115,057 |
| CONSTRUCTION / MANAGED BY FDOT | LF-LOCAL FUNDS | \$176,107 | | | | | | | \$176,107 |
| CONSTRUCTION / MANAGED BY FDOT | NHPP-IM, BRDG REPL, NATNL HWY-MAP21 | \$35,721,084 | | | | | | | \$35,721,084 |
| CONTRACT INCENTIVES / MANAGED BY FDOT | ACNP-ADVANCE CONSTRUCTION NHPP | | \$1,544,400 | | | | | | \$1,544,400 |
| ENVIRONMENTAL / MANAGED BY FDOT | DDR-DISTRICT DEDICATED REVENUE | \$4,559 | | | | | | | \$4,559 |
| Totals | Item: 416732 4 Totals | \$48,978,101 | \$1,544,400 | | | | | | \$50,522,501 |
| | Project Totals | \$48,978,101 | \$1,544,400 | | | | | | \$50,522,501 |

Table 31: Item 416732 4 Phase Totals by Fiscal Year (2023 – 2027)

| PHASE | <2023 | 2023 | 2024 | 2025 | 2026 | 2027 | >2027 | ALL YEARS |
|------------------------------------|---------------------|--------------------|------|------|------|------|-------|---------------------|
| PRELIMINARY ENGINEERING | \$5,274,025 | | | | | | | \$5,274,025 |
| RIGHT OF WAY | \$2,438,607 | | | | | | | \$2,438,607 |
| RAILROAD AND UTILITIES | \$4,776,698 | | | | | | | \$4,776,698 |
| CONSTRUCTION | \$36,484,212 | | | | | | | \$36,484,212 |
| CONTRACT INCENTIVES | | \$1,544,400 | | | | | | \$1,544,400 |
| ENVIRONMENTAL | \$4,559 | | | | | | | \$4,559 |
| Item: 416732 4 Phase Totals | \$48,978,101 | \$1,544,400 | | | | | | \$50,522,501 |

Information for Item Number: 416733 2

PROJECT DESCRIPTION: SR 50/CORTEZ BLVD FROM COBB RD TO W OF BUCK HOPE RD *SIS*
 TYPE OF WORK: ADD LANES & REHABILITATE PVMNT
 EXTRA DESCRIPTION: 4 TO 6 LANES
 LRTP 2045 REFERENCE: GOAL 1, OBJECTIVE 3; GOAL 2, OBJECTIVES 2-4; GOAL 3, OBJECTIVES 4, 8&9; GOAL 4, OBJECTIVE 1

COUNTY: HERNANDO
 DISTRICT: 07
 PROJECT LENGTH: 1.238 MI

Table 32: Item 416733 2 Project Detail by Phase, Fund Code and Fiscal Year (2023 – 2027)

| PHASE / RESPONSIBLE AGENCY | FUND CODE: | <2023 | 2023 | 2024 | 2025 | 2026 | 2027 | >2027 | ALL YEARS |
|---|------------------------------------|--------------------|---------------------|------|------|------|------|-------|---------------------|
| PRELIMINARY ENGINEERING / MANAGED BY FDOT | DDR-DISTRICT DEDICATED REVENUE | \$52,112 | | | | | | | \$52,112 |
| PRELIMINARY ENGINEERING / MANAGED BY FDOT | DEM-ENVIRONMENTAL MITIGATION | \$835 | | | | | | | \$835 |
| PRELIMINARY ENGINEERING / MANAGED BY FDOT | DIH-STATE IN-HOUSE PRODUCT SUPPORT | \$127,111 | | | | | | | \$127,111 |
| PRELIMINARY ENGINEERING / MANAGED BY FDOT | DS-STATE PRIMARY HIGHWAYS & PTO | \$217,831 | | | | | | | \$217,831 |
| PRELIMINARY ENGINEERING / MANAGED BY FDOT | GMR-GROWTH MANAGEMENT FOR SIS | \$3,017,000 | | | | | | | \$3,017,000 |
| RIGHT OF WAY / MANAGED BY FDOT | DI-ST.-S/W INTER/INTRASTATE HWY | \$831,374 | | | | | | | \$831,374 |
| RIGHT OF WAY / MANAGED BY FDOT | DIH-STATE IN-HOUSE PRODUCT SUPPORT | \$21,451 | | | | | | | \$21,451 |
| RIGHT OF WAY / MANAGED BY FDOT | DS-STATE PRIMARY HIGHWAYS & PTO | \$4,397 | | | | | | | \$4,397 |
| RIGHT OF WAY / MANAGED BY FDOT | GMR-GROWTH MANAGEMENT FOR SIS | \$27,099 | | | | | | | \$27,099 |
| RAILROAD & UTILITIES/MANAGED BY FDOT | DS-STATE PRIMARY HIGHWAYS & PTO | | \$25,408 | | | | | | \$25,408 |
| CONSTRUCTION/MANAGED BY FDOT | DI-ST.-S/W INTER/INTRASTATE HWY | | \$12,459,862 | | | | | | \$12,459,862 |
| CONSTRUCTION / MANAGED BY FDOT | DIH-STATE IN-HOUSE PRODUCT SUPPORT | | \$166,873 | | | | | | \$166,873 |
| CONSTRUCTION / MANAGED BY FDOT | DS-STATE PRIMARY HIGHWAYS & PTO | \$22,790 | | | | | | | \$22,790 |
| ENVIRONMENTAL / MANAGED BY FDOT | DDR-DISTRICT DEDICATED REVENUE | \$14,029 | \$50,000 | | | | | | \$64,029 |
| Totals | Item: 416735 1 Totals | \$4,336,029 | \$12,702,143 | | | | | | \$17,038,172 |
| | Project Totals | \$4,336,029 | \$12,702,143 | | | | | | \$17,038,172 |

Table 33: Item 416733 2 Phase Totals by Fiscal Year (2023 – 2027)

| PHASE | <2023 | 2023 | 2024 | 2025 | 2026 | 2027 | >2027 | ALL YEARS |
|------------------------------------|--------------------|---------------------|------|------|------|------|-------|---------------------|
| PRELIMINARY ENGINEERING | \$3,414,889 | | | | | | | \$3,414,889 |
| RIGHT OF WAY | \$884,321 | | | | | | | \$884,321 |
| CONSTRUCTION | \$22,790 | \$12,626,735 | | | | | | \$12,649,525 |
| ENVIRONMENTAL | \$14,209 | \$50,000 | | | | | | \$50,000 |
| Item: 416733 2 Phase Totals | \$4,336,029 | \$12,702,143 | | | | | | \$17,038,172 |

Information for Item Number: 416735 1

PROJECT DESCRIPTION: SR 50/CORTEZ BLVD FROM W OF BUCK HOPE RD TO W OF JEFFERSON STREET *SIS* COUNTY: HERNANDO
 TYPE OF WORK: ADD LANES & REHABILITATE PVMNT DISTRICT: 07
 EXTRA DESCRIPTION: 4 TO 6 LANES PROJECT LENGTH: 2.557MI
 LRTP 2045 REFERENCE: GOAL 1, OBJECTIVE 3; GOAL 2, OBJECTIVES 2-4; GOAL 3, OBJECTIVES 4, 8&9; GOAL 4, OBJECTIVE 1

Table 34: Item 416735 1 Project Detail by Phase, Fund Code and Fiscal Year (2023 – 2027)

| PHASE / RESPONSIBLE AGENCY | FUND CODE: | <2023 | 2023 | 2024 | 2025 | 2026 | 2027 | >2027 | ALL YEARS |
|---|-------------------------------------|--------------------|------------------|------|------|---------------------|------|-------|---------------------|
| PRELIMINARY ENGINEERING / MANAGED BY FDOT | ACNP-ADVANCE CONSTRUCTION NHPP | \$380,470 | | | | | | | \$380,470 |
| PRELIMINARY ENGINEERING / MANAGED BY FDOT | ACSA-ADVANCE CONSTRUCTION (SA) | \$403,385 | | | | | | | \$403,385 |
| PRELIMINARY ENGINEERING / MANAGED BY FDOT | ACSL-ADVANCE CONSTRUCTION (SL) | \$27,902 | | | | | | | \$27,902 |
| PRELIMINARY ENGINEERING / MANAGED BY FDOT | DDR-DISTRICT DEDICATED REVENUE | \$92,457 | | | | | | | \$92,457 |
| PRELIMINARY ENGINEERING / MANAGED BY FDOT | DEM-ENVIRONMENTAL MITIGATION | \$931 | | | | | | | \$931 |
| PRELIMINARY ENGINEERING / MANAGED BY FDOT | DIH-STATE IN-HOUSE PRODUCT SUPPORT | \$121,186 | | | | | | | \$121,186 |
| PRELIMINARY ENGINEERING / MANAGED BY FDOT | DS-STATE PRIMARY HIGHWAYS & PTO | \$213,248 | | | | | | | \$213,248 |
| PRELIMINARY ENGINEERING / MANAGED BY FDOT | NHPP-IM, BRDG REPL, NATNL HWY-MAP21 | \$1,660,298 | | | | | | | \$1,660,298 |
| PRELIMINARY ENGINEERING / MANAGED BY FDOT | SA-STP, ANY AREA | \$119,796 | | | | | | | \$119,796 |
| PRELIMINARY ENGINEERING / MANAGED BY FDOT | SL-STP, AREAS <= 200K | \$1,941,227 | | | | | | | \$1,941,227 |
| RIGHT OF WAY / MANAGED BY FDOT | DDR-DISTRICT DEDICATED REVENUE | \$285,200 | | | | | | | \$285,200 |
| RIGHT OF WAY / MANAGED BY FDOT | DIH-STATE IN-HOUSE PRODUCT SUPPORT | \$20,000 | | | | | | | \$20,000 |
| CONSTRUCTION / MANAGED BY FDOT | ACNP-ADVANCE CONSTRUCTION NHPP | | | | | \$41,323,243 | | | \$41,323,243 |
| CONSTRUCTION / MANAGED BY FDOT | DS-STATE PRIMARY HIGHWAYS & PTO | \$34,228 | | | | | | | \$34,228 |
| ENVIRONMENTAL / MANAGED BY FDOT | DDR-DISTRICT DEDICATED REVENUE | \$21,742 | \$111,446 | | | | | | \$133,188 |
| ENVIRONMENTAL / MANAGED BY FDOT | DS-STATE PRIMARY HIGHWAYS & PTO | \$14,187 | | | | | | | \$14,187 |
| Totals | Item: 416735 1 Totals | \$5,336,257 | \$111,446 | | | \$41,323,243 | | | \$46,770,946 |
| | Project Totals | \$5,336,257 | \$111,446 | | | \$41,323,243 | | | \$46,770,946 |

Table 35: Item 416735 1 Phase Totals by Fiscal Year (2023 – 2027)

| PHASE | <2023 | 2023 | 2024 | 2025 | 2026 | 2027 | >2027 | ALL YEARS |
|------------------------------------|--------------------|------------------|------|------|---------------------|------|-------|---------------------|
| PRELIMINARY ENGINEERING | \$4,960,900 | | | | | | | \$4,960,900 |
| RIGHT OF WAY | \$305,200 | | | | | | | \$305,200 |
| CONSTRUCTION | \$34,228 | | | | \$41,323,243 | | | \$41,357,471 |
| ENVIRONMENTAL | \$35,929 | \$111,446 | | | | | | \$147,375 |
| Item: 416735 1 Phase Totals | \$5,336,257 | \$111,446 | | | \$41,323,243 | | | \$46,770,946 |

Information for Item Number: 436733 1

PROJECT DESCRIPTION: US 98 /SR 700/PONCE DE LEON BLVD FROM N OF CR 491 TO N OF LANDFILL RD COUNTY: HERNANDO
 TYPE OF WORK: RESURFACING DISTRICT: 07
 EXTRA DESCRIPTION: 2 LANES PROJECT LENGTH: 2.382MI
 LRTP 2045 REFERENCE: GOAL 4, OBJECTIVE 1; GOAL 6, OBJECTIVE 1

Table 36: Item 436733 1 Project Detail by Phase, Fund Code and Fiscal Year (2023 – 2027)

| PHASE / RESPONSIBLE AGENCY | FUND CODE: | <2023 | 2023 | 2024 | 2025 | 2026 | 2027 | >2027 | ALL YEARS |
|---|------------------------------------|------------------|------------------|------|--------------------|------|------|-------|--------------------|
| PRELIMINARY ENGINEERING / MANAGED BY FDOT | DDR-DISTRICT DEDICATED REVENUE | \$116,706 | | | | | | | \$116,706 |
| PRELIMINARY ENGINEERING / MANAGED BY FDOT | DIH-STATE IN-HOUSE PRODUCT SUPPORT | \$11,000 | \$100,000 | | | | | | \$111,000 |
| PRELIMINARY ENGINEERING / MANAGED BY FDOT | DS-STATE PRIMARY HIGHWAYS & PTO | \$392 | | | | | | | \$392 |
| CONSTRUCTION / MANAGED BY FDOT | DDR-DISTRICT DEDICATED REVENUE | | | | \$1,921,932 | | | | \$1,921,932 |
| CONSTRUCTION / MANAGED BY FDOT | DIH-STATE IN-HOUSE PRODUCT SUPPORT | | | | \$28,314 | | | | \$28,314 |
| Totals | Item: 436733 1 Totals | \$128,098 | \$100,000 | | \$1,950,246 | | | | \$2,178,344 |
| | Project Totals | \$128,098 | \$100,000 | | \$1,950,246 | | | | \$2,178,344 |

Table 37: Item 436733 1 Phase Totals by Fiscal Year (2023 – 2027)

| PHASE | <2023 | 2023 | 2024 | 2025 | 2026 | 2027 | >2027 | ALL YEARS |
|------------------------------------|------------------|------------------|------|--------------------|------|------|-------|--------------------|
| PRELIMINARY ENGINEERING | \$128,098 | \$100,000 | | | | | | \$228,098 |
| CONSTRUCTION | | | | \$1,950,246 | | | | \$1,950,246 |
| Item: 436733 1 Phase Totals | \$128,098 | \$100,000 | | \$1,950,246 | | | | \$2,178,344 |

Information for Item Number: 437484 1

PROJECT DESCRIPTION: W LANDOVER BLVD FROM NORTHCLIFFE BLVD TO ELGIN BLVD *NON-SIS*
 TYPE OF WORK: SIDEWALK
 EXTRA DESCRIPTION: DESIGN AND CONSTRUCT 5' SIDEWALK
 LRTP 2045 REFERENCE: GOAL 1, OBJECTIVES 2 & 3, GOAL 3, OBJECTIVES 4 & 7

COUNTY: HERNANDO
 DISTRICT: 07
 PROJECT LENGTH: 1.233MI

Table 38: Item 437484 1 Project Detail by Phase, Fund Code and Fiscal Year (2023 – 2027)

| PHASE / RESPONSIBLE AGENCY | FUND CODE: | <2023 | 2023 | 2024 | 2025 | 2026 | 2027 | >2027 | ALL YEARS |
|--|------------------------------------|-----------------|------------------|------|------|------|------|-------|------------------|
| PRELIMINARY ENGINEERING / MANAGED BY HERNANDO COUNTY | TALT-TRANSPORTATION ALTS- ANY AREA | \$95,367 | | | | | | | \$95,367 |
| CONSTRUCTION / MANAGED BY HERNANDO COUNTY | TALL-TRANSPORTATION ALTS- <200K | | \$341,176 | | | | | | \$341,176 |
| CONSTRUCTION / MANAGED BY HERNANDO COUNTY | TALT-TRANSPORTATION ALTS- ANY AREA | | \$359,042 | | | | | | \$359,042 |
| Totals | Item: 437484 1 Totals | \$95,367 | \$700,218 | | | | | | \$795,585 |
| | Project Totals | \$95,367 | \$700,218 | | | | | | \$795,585 |

Table 39: Item 437484 1 Phase Totals by Fiscal Year (2023 – 2027)

| PHASE | <2023 | 2023 | 2024 | 2025 | 2026 | 2027 | >2027 | ALL YEARS |
|------------------------------------|-----------------|------------------|------|------|------|------|-------|------------------|
| PRELIMINARY ENGINEERING | \$95,367 | | | | | | | \$95,367 |
| CONSTRUCTION | | \$700,218 | | | | | | \$700,218 |
| Item: 437484 1 Phase Totals | \$95,367 | \$700,218 | | | | | | \$795,585 |

Information for Item Number: 438651 1

PROJECT DESCRIPTION: S LINDEN DRIVE SIDEWALK FROM COUNTY LINE RD TO SPRING HILL DR *NON-SIS*
 TYPE OF WORK: SIDEWALK
 EXTRA DESCRIPTION: CONSTRUCT SIDEWALK ON WEST SIDE OF S LINDEN
 LRTP 2045 REFERENCE: GOAL 1, OBJECTIVES 2 & 3, GOAL 3, OBJECTIVES 4 & 7

COUNTY: HERNANDO
 DISTRICT: 07
 PROJECT LENGTH: 2.610MI

Table 40: Item 438651 1 Project Detail by Phase, Fund Code and Fiscal Year (2023 – 2027)

| PHASE / RESPONSIBLE AGENCY | FUND CODE: | <2023 | 2023 | 2024 | 2025 | 2026 | 2027 | >2027 | ALL YEARS |
|--|------------------------------------|-----------------|------|------------------|------|------|------|-------|------------------|
| PRELIMINARY ENGINEERING / MANAGED BY HERNANDO COUNTY | TALT-TRANSPORTATION ALTS- ANY AREA | \$93,610 | | | | | | | \$93,610 |
| CONSTRUCTION / MANAGED BY HERNANDO COUNTY | TALL-TRANSPORTATION ALTS- <200K | | | \$340,026 | | | | | \$340,026 |
| CONSTRUCTION / MANAGED BY HERNANDO COUNTY | TALT-TRANSPORTATION ALTS- ANY AREA | | | \$447,609 | | | | | \$447,609 |
| Totals | Item: 438651 1 Totals | \$93,610 | | \$787,635 | | | | | \$881,245 |
| | Project Totals | \$93,610 | | \$787,635 | | | | | \$881,245 |

Table 41: Item 438651 1 Phase Totals by Fiscal Year (2023 – 2027)

| PHASE | <2023 | 2023 | 2024 | 2025 | 2026 | 2027 | >2027 | ALL YEARS |
|------------------------------------|-----------------|------|------------------|------|------|------|-------|------------------|
| PRELIMINARY ENGINEERING | \$93,610 | | | | | | | \$93,610 |
| CONSTRUCTION | | | \$787,635 | | | | | \$787,635 |
| Item: 438651 1 Phase Totals | \$93,610 | | \$787,635 | | | | | \$881,245 |

Information for Item Number: 441103 1

PROJECT DESCRIPTION: FREEPORT DR FROM DELTONA BLVD TO NORTHCLIFFE BLVD *NON-SIS*
 TYPE OF WORK: SIDEWALK
 EXTRA DESCRIPTION: CONSTRUCT 6' SIDEWALK, SAFE ROUTES TO SCHOOL
 LRTP 2045 REFERENCE: GOAL 1, OBJECTIVES 2 & 3; GOAL 3, OBJECTIVES 4 & 7

COUNTY: HERNANDO
 DISTRICT: 07
 PROJECT LENGTH: 1.550MI

Table 42: Item 441103 1 Project Detail by Phase, Fund Code and Fiscal Year (2023 – 2027)

| PHASE / RESPONSIBLE AGENCY | FUND CODE: | <2023 | 2023 | 2024 | 2025 | 2026 | 2027 | >2027 | ALL YEARS |
|--|------------------------------|------------------|------|------------------|------|------|------|-------|------------------|
| PRELIMINARY ENGINEERING / MANAGED BY HERNANDO COUNTY | SR2T-SAFE ROUTES - TRANSFER | \$270,555 | | | | | | | \$270,555 |
| CONSTRUCTION / MANAGED BY HERNANDO COUNTY | SR2T-SAFE ROUTES - TRANSFER | | | \$552,251 | | | | | \$552,251 |
| Totals | Item: 441103 1 Totals | \$270,555 | | \$552,251 | | | | | \$822,806 |
| | Project Totals | \$270,555 | | \$552,251 | | | | | \$822,806 |

Information for Item Number: 441107 1

PROJECT DESCRIPTION: EASTSIDE ELEMENTARY RALEY RD FROM US 98/SR 50/CORTEZ BLVD TO ROPER RD *NON-SIS*
 TYPE OF WORK: SIDEWALK
 EXTRA DESCRIPTION: 5' SIDEWALK, SAFE ROUTES TO SCHOOL
 LRTP 2045 REFERENCE: GOAL 4, OBJECTIVE 1; GOAL 6, OBJECTIVE 1

COUNTY: HERNANDO
 DISTRICT: 07
 PROJECT LENGTH: 0.782MI

Table 43: Item 441107 1 Project Detail by Phase, Fund Code and Fiscal Year (2023 – 2027)

| PHASE / RESPONSIBLE AGENCY | FUND CODE: | <2023 | 2023 | 2024 | 2025 | 2026 | 2027 | >2027 | ALL YEARS |
|--|------------------------------|------------------|------|------------------|------|------|------|-------|------------------|
| PRELIMINARY ENGINEERING / MANAGED BY HERNANDO COUNTY | SR2T-SAFE ROUTES - TRANSFER | \$239,996 | | | | | | | \$239,996 |
| CONSTRUCTION / MANAGED BY HERNANDO COUNTY | SR2T-SAFE ROUTES - TRANSFER | | | \$277,796 | | | | | \$277,796 |
| Totals | Item: 441107 1 Totals | \$239,996 | | \$277,796 | | | | | \$517,792 |
| | Project Totals | \$239,996 | | \$277,796 | | | | | \$517,792 |

Information for Item Number: 443805 1

PROJECT DESCRIPTION: US 98/SR 50/SR 700 FROM MONDON HILL RD/SPRING LAKE HWY TO LOCKHART RD *SIS*
 TYPE OF WORK: RESURFACING
 EXTRA DESCRIPTION: 4 LANES
 LRTP 2045 REFERENCE: GOAL 4, OBJECTIVE 1; GOAL 6, OBJECTIVE 1

COUNTY: HERNANDO
 DISTRICT: 07
 PROJECT LENGTH: 2.908MI

Table 44: Item 443805 1 Project Detail by Phase, Fund Code and Fiscal Year (2023 – 2027)

| PHASE / RESPONSIBLE AGENCY | FUND CODE: | <2023 | 2023 | 2024 | 2025 | 2026 | 2027 | >2027 | ALL YEARS |
|---|------------------------------------|--------------------|------|--------------------|------|------|------|-------|--------------------|
| PRELIMINARY ENGINEERING / MANAGED BY FDOT | DDR-DISTRICT DEDICATED REVENUE | \$33,874 | | | | | | | \$33,874 |
| PRELIMINARY ENGINEERING / MANAGED BY FDOT | DIH-STATE IN-HOUSE PRODUCT SUPPORT | \$7,000 | | | | | | | \$7,000 |
| PRELIMINARY ENGINEERING / MANAGED BY FDOT | DS-STATE PRIMARY HIGHWAYS & PTO | \$1,072,391 | | | | | | | \$1,072,391 |
| CONSTRUCTION / MANAGED BY FDOT | DDR-DISTRICT DEDICATED REVENUE | | | \$6,670,183 | | | | | \$6,670,183 |
| CONSTRUCTION / MANAGED BY FDOT | DIH-STATE IN-HOUSE PRODUCT SUPPORT | | | \$93,084 | | | | | \$93,084 |
| Totals | Item: 443805 1 Totals | \$1,113,265 | | \$6,763,267 | | | | | \$7,876,532 |
| | Project Totals | \$1,113,265 | | \$6,763,267 | | | | | \$7,876,532 |

Table 45: Item 443805 1 Phase Totals by Fiscal Year (2023 – 2027)

| PHASE | <2023 | 2023 | 2024 | 2025 | 2026 | 2027 | >2027 | ALL YEARS |
|------------------------------------|--------------------|------|--------------------|------|------|------|-------|--------------------|
| PRELIMINARY ENGINEERING | \$1,113,265 | | | | | | | \$1,113,265 |
| CONSTRUCTION | | | \$6,763,267 | | | | | \$6,763,267 |
| Item: 443805 1 Phase Totals | \$1,113,265 | | \$6,763,267 | | | | | \$7,876,532 |

Information for Item Number: 447237 1

PROJECT DESCRIPTION: US 98/SR 50/SR 700 AT MONDON HILL RD *SIS*
 TYPE OF WORK: RIGID PAVEMENT RECONSTRUCTION
 EXTRA DESCRIPTION: 2 LANES
 LRTP 2045 REFERENCE: GOAL 1, OBJECTIVE 3; GOAL 6, OBJECTIVE 1

COUNTY: HERNANDO
 DISTRICT: 07
 PROJECT LENGTH: 0.265MI

Table 46: Item 447237 1 Project Detail by Phase, Fund Code and Fiscal Year (2023 – 2027)

| PHASE / RESPONSIBLE AGENCY | FUND CODE: | <2023 | 2023 | 2024 | 2025 | 2026 | 2027 | >2027 | ALL YEARS |
|---|------------------------------------|-------|------|------------------|------|--------------------|------|-------|--------------------|
| PRELIMINARY ENGINEERING / MANAGED BY FDOT | DDR-DISTRICT DEDICATED REVENUE | | | \$53,640 | | | | | \$53,640 |
| PRELIMINARY ENGINEERING / MANAGED BY FDOT | DIH-STATE IN-HOUSE PRODUCT SUPPORT | | | \$1,000 | | | | | \$1,000 |
| PRELIMINARY ENGINEERING / MANAGED BY FDOT | SL-STP, AREAS <= 200K | | | \$580,222 | | | | | \$580,222 |
| CONSTRUCTION / MANAGED BY FDOT | ACNP-ADVANCE CONSTRUCTION NHPP | | | | | \$2,220,559 | | | \$2,220,559 |
| CONSTRUCTION / MANAGED BY FDOT | DDR-DISTRICT DEDICATED REVENUE | | | | | \$1,642,937 | | | \$1,642,937 |
| CONSTRUCTION / MANAGED BY FDOT | DIH-STATE IN-HOUSE PRODUCT SUPPORT | | | | | \$56,846 | | | \$56,846 |
| Totals | Item: 447237 1 Totals | | | \$634,862 | | \$3,920,342 | | | \$4,555,204 |
| | Project Totals | | | \$634,862 | | \$3,920,342 | | | \$4,555,204 |

Table 47: Item 447237 1 Phase Totals by Fiscal Year (2023 – 2027)

| PHASE | <2023 | 2023 | 2024 | 2025 | 2026 | 2027 | >2027 | ALL YEARS |
|------------------------------------|-------|------|------------------|------|--------------------|------|-------|--------------------|
| PRELIMINARY ENGINEERING | | | \$634,862 | | | | | \$634,862 |
| CONSTRUCTION | | | | | \$3,920,342 | | | \$3,920,342 |
| Item: 447237 1 Phase Totals | | | \$634,862 | | \$3,920,342 | | | \$4,555,204 |

Information for Item Number: 447948 1

PROJECT DESCRIPTION: US 98/SR 50/SR700 FROM MONDON HILL RD TO S OF JASMINE DR *SIS*
 TYPE OF WORK: RESURFACING
 EXTRA DESCRIPTION: 4 LANES
 LRTP 2045 REFERENCE: GOAL 4, OBJECTIVE 1; GOAL 6, OBJECTIVE 1

COUNTY: HERNANDO
 DISTRICT: 07
 PROJECT LENGTH: 4.011MI

Table 48: Item 447948 1 Project Detail by Phase, Fund Code and Fiscal Year (2023 – 2027)

| PHASE / RESPONSIBLE AGENCY | FUND CODE: | <2023 | 2023 | 2024 | 2025 | 2026 | 2027 | >2027 | ALL YEARS |
|---|-------------------------------------|-------|--------------------|------|--------------------|------|------|-------|--------------------|
| PRELIMINARY ENGINEERING / MANAGED BY FDOT | SA-STP, ANY AREA | | \$1,187,071 | | | | | | \$1,187,071 |
| CONSTRUCTION / MANAGED BY FDOT | ACNR-AC NAT HWY PERFORM RESURFACING | | | | \$6,366,928 | | | | \$6,366,928 |
| CONSTRUCTION / MANAGED BY FDOT | DIH-STATE IN-HOUSE PRODUCT SUPPORT | | | | \$95,504 | | | | \$95,504 |
| CONSTRUCTION / MANAGED BY FDOT | SA-STP, ANY AREA | | | | \$795,866 | | | | \$795,866 |
| Total | Item: 447948 1 Totals | | \$1,187,071 | | \$7,258,298 | | | | \$8,445,369 |
| | Project Totals | | \$1,187,071 | | \$7,258,298 | | | | \$8,445,369 |

Table 49: Item 447237 1 Phase Totals by Fiscal Year (2023 – 2027)

| PHASE | <2023 | 2023 | 2024 | 2025 | 2026 | 2027 | >2027 | ALL YEARS |
|------------------------------------|-------|--------------------|------|--------------------|------|------|-------|--------------------|
| PRELIMINARY ENGINEERING | | \$1,187,071 | | | | | | \$1,187,071 |
| CONSTRUCTION | | | | \$7,258,298 | | | | \$7,258,298 |
| Item: 447948 1 Phase Totals | | \$1,187,071 | | \$7,258,298 | | | | \$8,445,369 |

Information for Item Number: 448504 1

PROJECT DESCRIPTION: FACULTY/KEDRONE/TOMBSTONE/UMBRELLA ROCK FR SHASTA ST TO WICKSHIRE ST *NON-SIS*
 TYPE OF WORK: RESURFACING
 EXTRA DESCRIPTION: 2 LANES
 LRTP 2045 REFERENCE: GOAL 4, OBJECTIVE 1; GOAL 6, OBJECTIVE 1

COUNTY: HERNANDO
 DISTRICT: 07
 PROJECT LENGTH: 1.085MI

Table 50: Item 448504 1 Project Detail by Phase, Fund Code and Fiscal Year (2023 – 2027)

| PHASE / RESPONSIBLE AGENCY | FUND CODE: | <2023 | 2023 | 2024 | 2025 | 2026 | 2027 | >2027 | ALL YEARS |
|---|-----------------------------------|-------|------------------|------|------|------|------|-------|------------------|
| CONSTRUCTION / RESPONSIBLE AGENCY NOT AVAILABLE | GRSC-GROWTH MANAGEMENT FOR SCOP | | \$531,568 | | | | | | \$531,568 |
| CONSTRUCTION / RESPONSIBLE AGENCY NOT AVAILABLE | LF-LOCAL FUNDS | | \$177,190 | | | | | | \$177,190 |
| Totals | Phase: CONSTRUCTION Totals | | \$708,758 | | | | | | \$708,758 |
| | Item: 448504 1 Totals | | \$708,758 | | | | | | \$708,758 |
| | Project Totals | | \$708,758 | | | | | | \$708,758 |

Information for Item Number: 449053 1

PROJECT DESCRIPTION: HAYMAN RD FROM TWISTER LN TO DEEPWELL DR
 TYPE OF WORK: WIDEN/RESURFACE EXIST LANES
 EXTRA DESCRIPTION: WIDEN FROM 18' TO 22' AT THE 90 DEGREE CURVES
 LRTP 2045 REFERENCE: GOAL 4, OBJECTIVE 1; GOAL 6, OBJECTIVE 1

COUNTY: HERNANDO
 DISTRICT: 07
 PROJECT LENGTH: 2.596MI

Table 51: Item 449053 1 Project Detail by Phase, Fund Code and Fiscal Year (2023 – 2027)

| PHASE / RESPONSIBLE AGENCY | FUND CODE: | <2023 | 2023 | 2024 | 2025 | 2026 | 2027 | >2027 | ALL YEARS |
|--|------------------------------------|-------|-----------------|------------------|------|------|------|-------|------------------|
| PRELIMINARY ENGINEERING / RESPONSIBLE AGENCY NOT AVAILABLE | LF-LOCAL FUNDS | | \$18,000 | | | | | | \$18,000 |
| CONSTRUCTION / RESPONSIBLE AGENCY NOT AVAILABLE | LF-LOCAL FUNDS | | | \$103,250 | | | | | \$103,250 |
| CONSTRUCTION / RESPONSIBLE AGENCY NOT AVAILABLE | SCED-2012 SB1998-SMALL CO OUTREACH | | | \$363,750 | | | | | \$363,750 |
| Totals | Item: 449053 1 Totals | | \$18,000 | \$467,000 | | | | | \$485,000 |
| | Project Totals | | \$18,000 | \$467,000 | | | | | \$485,000 |

Information for Item Number: 449059 1

PROJECT DESCRIPTION: CR 581/EMERSON RD FROM POWELL RD TO SR 50/CORTEZ BLVD
 TYPE OF WORK: RESURFACING
 EXTRA DESCRIPTION: RESURFACING AND SHOULDER IMPROVEMENTS
 LRTP 2045 REFERENCE: GOAL 4, OBJECTIVE 1; GOAL 6, OBJECTIVE 1

COUNTY: HERNANDO
 DISTRICT: 07
 PROJECT LENGTH: 2.903MI

Table 52: Item 449059 1 Project Detail by Phase, Fund Code and Fiscal Year (2023 – 2027)

| PHASE / RESPONSIBLE AGENCY | FUND CODE: | <2023 | 2023 | 2024 | 2025 | 2026 | 2027 | >2027 | ALL YEARS |
|--|---------------------------------|-------|------|------|------------------|--------------------|------|-------|--------------------|
| PRELIMINARY ENGINEERING / RESPONSIBLE AGENCY NOT AVAILABLE | LF-LOCAL FUNDS | | | | \$100,000 | | | | \$100,000 |
| CONSTRUCTION / RESPONSIBLE AGENCY NOT AVAILABLE | GRSC-GROWTH MANAGEMENT FOR SCOP | | | | | \$1,050,000 | | | \$1,050,000 |
| CONSTRUCTION / RESPONSIBLE AGENCY NOT AVAILABLE | LF-LOCAL FUNDS | | | | | \$250,000 | | | \$250,000 |
| Total | Item: 449059 1 Totals | | | | \$100,000 | \$1,300,000 | | | \$1,400,000 |
| | Project Totals | | | | \$100,000 | \$1,300,000 | | | \$1,400,000 |

Table 53: Item 449059 1 Phase Totals by Fiscal Year (2023 – 2027)

| PHASE | <2023 | 2023 | 2024 | 2025 | 2026 | 2027 | >2027 | ALL YEARS |
|------------------------------------|-------|------|------|------------------|--------------------|------|-------|--------------------|
| PRELIMINARY ENGINEERING | | | | \$100,000 | | | | \$100,000 |
| CONSTRUCTION | | | | | \$1,300,000 | | | \$1,300,000 |
| Item: 449059 1 Phase Totals | | | | \$100,000 | \$1,300,000 | | | \$1,400,000 |

Turnpike

Information for Item Number: 442764 1

PROJECT DESCRIPTION: SUNCOAST II (SR589) - SR 44 TO CR 486 *SIS*
 TYPE OF WORK: NEW ROAD CONSTRUCTION
 LRTP 2045 REFERENCE: GOAL 2, OBJECTIVE 4; GOAL 3, OBJECTIVES 4, 7 & 9; GOAL 5, OBJECTIVE 4

COUNTY: CITRUS
 DISTRICT: 07
 PROJECT LENGTH: 3.000MI

Table 54: Item 442764 1 Project Detail by Phase, Fund Code and Fiscal Year (2023 – 2027)

| PHASE / RESPONSIBLE AGENCY | FUND CODE: | <2023 | 2023 | 2024 | 2025 | 2026 | 2027 | >2027 | ALL YEARS |
|---|-------------------------------------|---------------------|---------------------|--------------------|------|------|------|-------|----------------------|
| PRELIMINARY ENGINEERING / MANAGED BY FDOT | PKED-2012 SB1998-TURNPIKE FEEDER RD | \$7,862,815 | | | | | | | \$7,862,815 |
| PRELIMINARY ENGINEERING / MANAGED BY FDOT | PKYI-TURNPIKE IMPROVEMENT | \$1,882,585 | | | | | | | \$1,882,585 |
| RIGHT OF WAY / MANAGED BY FDOT | PKED-2012 SB1998-TURNPIKE FEEDER RD | \$4,298,310 | \$1,660,285 | | | | | | \$5,958,595 |
| RIGHT OF WAY / MANAGED BY FDOT | PKYI-TURNPIKE IMPROVEMENT | \$10,681,465 | \$170,247 | | | | | | \$10,851,712 |
| RAILROAD & UTILITIES / MANAGED BY FDOT | PKYI-TURNPIKE IMPROVEMENT | \$6,395,000 | | | | | | | \$6,395,000 |
| CONSTRUCTION / MANAGED BY FDOT | PKBD-TURNPIKE MASTER BOND FUND | | \$48,297,881 | | | | | | \$48,297,881 |
| CONSTRUCTION / MANAGED BY FDOT | PKED-2012 SB1998-TURNPIKE FEEDER RD | | \$14,551,058 | | | | | | \$14,551,058 |
| CONSTRUCTION / MANAGED BY FDOT | PKYI-TURNPIKE IMPROVEMENT | \$111,939 | \$30,011,914 | \$2,120,000 | | | | | \$32,243,853 |
| ENVIRONMENTAL / MANAGED BY FDOT | PKYI-TURNPIKE IMPROVEMENT | \$781,000 | | | | | | | \$781,000 |
| Total | Item: 442764 1 Totals | \$32,013,114 | \$94,691,385 | \$2,120,000 | | | | | \$128,824,499 |

Table 55: Item 449059 1 Phase Totals by Fiscal Year (2023 – 2027)

| PHASE: | <2023 | 2023 | 2024 | 2025 | 2026 | 2027 | >2027 | ALL YEARS |
|------------------------------------|---------------------|---------------------|--------------------|------------|------------|------------|------------|----------------------|
| PRELIMINARY ENGINEERING | \$9,745,400 | | | | | | | \$9,745,400 |
| RIGHT OF WAY | \$14,979,775 | \$1,830,532 | | | | | | \$16,810,307 |
| RAILROAD & UTILITIES | \$6,395,000 | | | | | | | \$6,395,000 |
| ENVIRONMENTAL | \$781,000 | | | | | | | \$781,000 |
| CONSTRUCTION | \$111,939 | \$92,860,853 | \$2,120,000 | | | | | \$95,092,792 |
| Item: 442764 1 Phase Totals | \$32,013,114 | \$94,691,385 | \$2,120,000 | \$0 | \$0 | \$0 | \$0 | \$128,824,499 |

Information for Item Number: 442764 2

PROJECT DESCRIPTION: SUNCOAST II (SR589) - CR 486 TO CR 495 *SIS*
 TYPE OF WORK: NEW ROAD CONSTRUCTION
 LRTP 2045 REFERENCE: GOAL 2, OBJECTIVE 4; GOAL 3, OBJECTIVES 4, 7 & 9; GOAL 5, OBJECTIVE 4

COUNTY: CITRUS
 DISTRICT: 07
 PROJECT LENGTH: 5.515MI

Table 56: Item 442764 1 Project Detail by Phase, Fund Code and Fiscal Year (2023 – 2027)

| PHASE / RESPONSIBLE AGENCY | FUND CODE: | <2023 | 2023 | 2024 | 2025 | 2026 | 2027 | >2027 | ALL YEARS |
|---|-------------------------------------|--------------------|------|---------------------|---------------------|----------------------|------|----------------|----------------------|
| PRELIMINARY ENGINEERING / MANAGED BY FDOT | PKED-2012 SB1998-TURNPIKE FEEDER RD | \$9,839,081 | | | | | | | \$9,839,081 |
| PRELIMINARY ENGINEERING / MANAGED BY FDOT | PKYI-TURNPIKE IMPROVEMENT | \$50,398 | | | | | | | \$50,398 |
| RIGHT OF WAY / MANAGED BY FDOT | PKYI-TURNPIKE IMPROVEMENT | | | \$11,900,000 | \$11,750,000 | \$7,645,827 | | | \$31,295,827 |
| CONSTRUCTION / MANAGED BY FDOT | PKBD-TURNPIKE MASTER BOND FUND | | | | | \$85,264,026 | | | \$85,264,026 |
| CONSTRUCTION / MANAGED BY FDOT | PKYI-TURNPIKE IMPROVEMENT | \$21,983 | | | | \$109,862,699 | | \$1,191 | \$109,885,873 |
| Total | Item: 442764 2 Totals | \$9,911,462 | | \$11,900,000 | \$11,750,000 | \$202,772,552 | | \$1,191 | \$236,335,205 |

Table 57: Item 442764 1 Phase Totals by Fiscal Year (2023 – 2027)

| PHASE | <2023 | 2023 | 2024 | 2025 | 2026 | 2027 | >2027 | ALL YEARS |
|------------------------------------|--------------------|------|---------------------|---------------------|----------------------|------|----------------|----------------------|
| PRELIMINARY ENGINEERING Totals | \$9,889,479 | | | | | | | \$9,889,479 |
| RIGHT OF WAY | | | \$11,900,000 | \$11,750,000 | \$7,645,827 | | | \$31,295,827 |
| CONSTRUCTION Totals | \$21,983 | | | | \$195,126,725 | | \$1,191 | \$195,149,899 |
| Item: 442764 2 Phase Totals | \$9,911,462 | | \$11,900,000 | \$11,750,000 | \$202,772,552 | | \$1,191 | \$236,335,205 |

Information for Item Number: 442764 3

PROJECT DESCRIPTION: SUNCOAST II (SR589) - CR 495 TO US 19 *SIS*
 TYPE OF WORK: NEW ROAD CONSTRUCTION
 LRTP 2045 REFERENCE: GOAL 2, OBJECTIVE 4; GOAL 3, OBJECTIVES 4, 7 & 9; GOAL 5, OBJECTIVE 4

COUNTY: CITRUS
 DISTRICT: 07
 PROJECT LENGTH: 4.496MI

Table 58: Item 442764 3 Project Detail by Phase, Fund Code and Fiscal Year (2023 – 2027)

| PHASE / RESPONSIBLE AGENCY | FUND CODE: | <2023 | 2023 | 2024 | 2025 | 2026 | 2027 | >2027 | ALL YEARS |
|---|-------------------------------------|---------------------|---------------------|---------------------|---------------------|----------------------|---------------------|----------------|----------------------|
| PRELIMINARY ENGINEERING / MANAGED BY FDOT | PKED-2012 SB1998-TURNPIKE FEEDER RD | \$486,327 | | | | | | | \$486,327 |
| PRELIMINARY ENGINEERING / MANAGED BY FDOT | PKYI-TURNPIKE IMPROVEMENT | \$30,297 | | | | | | | \$30,297 |
| RIGHT OF WAY / MANAGED BY FDOT | PKYI-TURNPIKE IMPROVEMENT | | | | \$11,800,000 | \$11,628,000 | \$11,004,588 | | \$34,432,588 |
| CONSTRUCTION / MANAGED BY FDOT | PKYI-TURNPIKE IMPROVEMENT | \$3,228 | | | | | | | \$3,228 |
| Totals | Item: 442764 3 Totals | \$519,852 | | | \$11,800,000 | \$11,628,000 | \$11,004,588 | | \$34,952,440 |
| | Project Totals | \$42,444,428 | \$94,691,385 | \$14,020,000 | \$23,550,000 | \$214,400,552 | \$11,004,588 | \$1,191 | \$400,112,144 |

Table 59: Item 442764 3 Phase Totals by Fiscal Year (2023 – 2027)

| PHASE | <2023 | 2023 | 2024 | 2025 | 2026 | 2027 | >2027 | ALL YEARS |
|------------------------------------|---------------------|---------------------|---------------------|---------------------|----------------------|---------------------|----------------|----------------------|
| PRELIMINARY ENGINEERING | \$516,624 | | | | | | | \$516,624 |
| RIGHT OF WAY | | | | \$11,800,000 | \$11,628,000 | \$11,004,588 | | \$34,432,588 |
| CONSTRUCTION | \$3,228 | | | | | | | \$3,228 |
| Item: 442764 3 Phase Totals | \$519,852 | | | \$11,800,000 | \$11,628,000 | \$11,004,588 | | \$34,952,440 |
| Project Totals | \$42,444,428 | \$94,691,385 | \$14,020,000 | \$23,550,000 | \$214,400,552 | \$11,004,588 | \$1,191 | \$400,112,144 |

Information for Item Number: 447010 1

PROJECT DESCRIPTION: ETNA TURPENTINE STILL EXHIBIT AND HISTORIC MARKER *SIS*
 TYPE OF WORK: MISCELLANEOUS CONSTRUCTION
 LRTP 2045 REFERENCE: GOAL 2, OBJECTIVE 4; GOAL 3, OBJECTIVES 4, 7 & 9; GOAL 5, OBJECTIVE 4

COUNTY: CITRUS
 DISTRICT: 07
 PROJECT LENGTH: 1.000MI

Table 60: Item 447010 1 Project Detail by Phase, Fund Code and Fiscal Year (2023 – 2027)

| PHASE / RESPONSIBLE AGENCY | FUND CODE: | <2023 | 2023 | 2024 | 2025 | 2026 | 2027 | >2027 | ALL YEARS |
|---|------------------------------|------------------|--------------------|------|------|------|------|-------|--------------------|
| PD&E / MANAGED BY FDOT | PKYI-TURNPIKE IMPROVEMENT | \$23,922 | | | | | | | \$23,922 |
| PRELIMINARY ENGINEERING / MANAGED BY FDOT | PKYI-TURNPIKE IMPROVEMENT | \$621,027 | | | | | | | \$621,027 |
| CONSTRUCTION / MANAGED BY FDOT | PKYI-TURNPIKE IMPROVEMENT | \$9,319 | \$1,125,000 | | | | | | \$1,134,319 |
| Totals | Item: 447010 1 Totals | \$654,268 | \$1,125,000 | | | | | | \$1,779,268 |
| | Project Totals | \$654,268 | \$1,125,000 | | | | | | \$1,779,268 |

Transportation

Information for Item Number: 438747 5

PROJECT DESCRIPTION: CITRUS PLANNING MODEL STUDIES *NON-SIS*
 TYPE OF WORK: PLANNING MODELS/DATA UPDATE
 EXTRA DESCRIPTION: CONDUCT SURVEYS TO UPDATE PLANNING MODELS/DATA
 LRTP 2045 REFERENCE: GOALS 1-6 (INCLUDING OBJECTIVES)

COUNTY: CITRUS
 DISTRICT: 07
 PROJECT LENGTH: 0.000

Table 61: Item 438747 5 Project Detail by Phase, Fund Code and Fiscal Year (2023 – 2027)

| PHASE / RESPONSIBLE AGENCY | FUND CODE: | <2023 | 2023 | 2024 | 2025 | 2026 | 2027 | >2027 | ALL YEARS |
|----------------------------|-----------------------------------|----------------|---------------|---------------|---------------|---------------|---------------|-------|----------------|
| PLANNING / MANAGED BY FDOT | ACSN-ADVANCE CONSTRUCTION (SN) | 12,500 | | | | | | | 12,500 |
| PLANNING / MANAGED BY FDOT | D-UNRESTRICTED STATE PRIMARY | 75,000 | 12,500 | 12,500 | 12,500 | 12,500 | 12,500 | | 137,500 |
| PLANNING / MANAGED BY FDOT | SN-STP, MANDATORY NON-URBAN <= 5K | 62,500 | 12,500 | 12,500 | 12,500 | 12,500 | | | 112,500 |
| Total | Phase: PLANNING Totals | 150,000 | 25,000 | 25,000 | 25,000 | 25,000 | 12,500 | | 262,500 |
| | Item: 438747 5 Totals | 150,000 | 25,000 | 25,000 | 25,000 | 25,000 | 12,500 | | 262,500 |

Information for Item Number: 438747 4

PROJECT DESCRIPTION: HERNANDO PLANNING MODEL STUDIES *NON-SIS*
 TYPE OF WORK: PLANNING MODELS/DATA UPDATE
 EXTRA DESCRIPTION: CONDUCT SURVEYS TO UPDATE PLANNING MODELS/DATA
 LRTP 2045 REFERENCE: GOALS 1-6 (INCLUDING OBJECTIVES)

COUNTY: HERNANDO
 DISTRICT: 07
 PROJECT LENGTH: 0.000

Table 62: Item 438747 4 Project Detail by Phase, Fund Code and Fiscal Year (2023 – 2027)

| Phase / Responsible Agency | Fund Code: | <2023 | 2023 | 2024 | 2025 | 2026 | 2027 | >2027 | All Years |
|----------------------------|--------------------------------|------------------|-----------------|-----------------|-----------------|-----------------|-----------------|------------|------------------|
| PLANNING / MANAGED BY FDOT | ACSL-ADVANCE CONSTRUCTION (SL) | \$1,000 | | | | | | | \$1,000 |
| PLANNING / MANAGED BY FDOT | D-UNRESTRICTED STATE PRIMARY | \$75,000 | \$12,500 | \$12,500 | \$12,500 | \$12,500 | \$12,500 | | \$137,500 |
| PLANNING / MANAGED BY FDOT | SL-STP, AREAS <= 200K | \$74,000 | \$12,500 | \$12,500 | | | | | \$99,000 |
| Totals | Phase: PLANNING Totals | \$150,000 | \$25,000 | \$25,000 | \$12,500 | \$12,500 | \$12,500 | \$0 | \$237,500 |
| | Item: 438747 4 Totals | \$150,000 | \$25,000 | \$25,000 | \$12,500 | \$12,500 | \$12,500 | | \$237,500 |
| | Project Totals | \$150,000 | \$25,000 | \$25,000 | \$12,500 | \$12,500 | \$12,500 | | \$237,500 |

Information for Item Number: 439335 4

PROJECT DESCRIPTION: HERNANDO/CITRUS FY 2022/2023-2023/2024 UPWP *NON-SIS*
 TYPE OF WORK: TRANSPORTATION PLANNING
 LRTP 2045 REFERENCE: GOALS 1-6

COUNTY: HERNANDO
 DISTRICT: 07
 PROJECT LENGTH: 0.000

Table 63: Item 439335 4 Project Detail by Phase, Fund Code and Fiscal Year (2023 – 2027)

| PHASE / RESPONSIBLE AGENCY | FUND CODE: | <2023 | 2023 | 2024 | 2025 | 2026 | 2027 | >2027 | ALL YEARS |
|---|-----------------------------------|-------|--------------------|------------------|------|------|------|-------|--------------------|
| PLANNING / RESPONSIBLE AGENCY NOT AVAILABLE | PL-METRO PLAN (85% FA; 15% OTHER) | | \$1,124,716 | \$913,004 | | | | | \$2,037,720 |
| Totals | Item: 439335 4 Totals | | \$1,124,716 | \$913,004 | | | | | \$2,037,720 |

Information for Item Number: 439335 5

PL Funding Modified 6-1-2023 from \$1,808,936 to \$2,037,720

PROJECT DESCRIPTION: HERNANDO/CITRUS FY 2024/2025-2025/2026 UPWP *NON-SIS*
 TYPE OF WORK: TRANSPORTATION PLANNING
 LRTP 2045 REFERENCE: GOALS 1-6

COUNTY: HERNANDO
 DISTRICT: 07
 PROJECT LENGTH: 0.000

Table 64: Item 439335 5 Project Detail by Phase, Fund Code and Fiscal Year (2023 – 2027)

| PHASE / RESPONSIBLE AGENCY | FUND CODE: | <2023 | 2023 | 2024 | 2025 | 2026 | 2027 | >2027 | ALL YEARS |
|---|-----------------------------------|-------|------|------|------------------|------------------|------------|------------|--------------------|
| PLANNING / RESPONSIBLE AGENCY NOT AVAILABLE | PL-METRO PLAN (85% FA; 15% OTHER) | | | | \$691,288 | \$698,497 | | | \$1,389,785 |
| Totals | Item: 439335 5 Totals | | | | \$691,288 | \$698,497 | \$0 | \$0 | \$1,389,785 |

Information for Item Number: 439335 6

PROJECT DESCRIPTION: HERNANDO/CITRUS FY 2026/2027-2027/2028 UPWP *NON-SIS*
 TYPE OF WORK: TRANSPORTATION PLANNING
 LRTP 2045 REFERENCE: GOALS 1-6

COUNTY: HERNANDO
 DISTRICT: 07
 PROJECT LENGTH: 0.000

Table 65: Item 439335 6 Project Detail by Phase, Fund Code and Fiscal Year (2023 – 2027)

| PHASE / RESPONSIBLE AGENCY | FUND CODE: | <2023 | 2023 | 2024 | 2025 | 2026 | 2027 | >2027 | ALL YEARS |
|---|-----------------------------------|-------|------------------|------------------|------------------|------------------|------------------|-------|--------------------|
| PLANNING / RESPONSIBLE AGENCY NOT AVAILABLE | PL-METRO PLAN (85% FA; 15% OTHER) | | | | | | \$698,497 | | \$698,497 |
| Totals | Item: 439335 6 Totals | | | | | | \$698,497 | | \$698,497 |
| | Project Totals | | \$740,976 | \$684,220 | \$691,288 | \$698,497 | \$698,497 | | \$2,814,981 |

Maintenance

Information for Item Number: 259756 1

PROJECT DESCRIPTION: CITRUS CO (02) COUNTY: CITRUS
 TYPE OF WORK: ROUTINE MAINTENANCE *NON-SIS* DISTRICT: 07
 LRTP 2045 REFERENCE: GOAL 4, OBJECTIVE 1; GOAL 6, OBJECTIVE 1 PROJECT LENGTH: 0.000

Table 66: Item 259756 1 Project Detail by Phase, Fund Code and Fiscal Year (2023 – 2027)

| PHASE / RESPONSIBLE AGENCY | FUND CODE: | <2023 | 2023 | 2024 | 2025 | 2026 | 2027 | >2027 | ALL YEARS |
|--|------------------------------|--------------------|-----------------|-----------------|-----------------|-----------------|-----------------|------------|--------------------|
| BRDG/RDWY/CONTRACT MAINT / MANAGED BY FDOT | D-UNRESTRICTED STATE PRIMARY | \$3,687,611 | \$70,000 | \$70,000 | \$70,000 | \$70,000 | \$70,000 | | \$4,037,611 |
| Totals | Item: 259756 1 Totals | \$3,687,611 | \$70,000 | \$70,000 | \$70,000 | \$70,000 | \$70,000 | \$0 | \$4,037,611 |
| | Project Totals | \$3,687,611 | \$70,000 | \$70,000 | \$70,000 | \$70,000 | \$70,000 | \$0 | \$4,037,611 |

Information for Item Number: 405298 1

PROJECT DESCRIPTION: CITRUS CO (02) ASSET MANAGEMENT CONTRACT *NON-SIS* COUNTY: CITRUS
 TYPE OF WORK: ROUTINE MAINTENANCE PROJECT LENGTH: 0.000
 LRTP 2045 REFERENCE: GOAL 4, OBJECTIVE 1; GOAL 6, OBJECTIVE 1 DISTRICT: 07

Table 67: Item 405298 1 Project Detail by Phase, Fund Code and Fiscal Year (2023 – 2027)

| PHASE / RESPONSIBLE AGENCY | FUND CODE: | <2023 | 2023 | 2024 | 2025 | 2026 | 2027 | >2027 | ALL YEARS |
|--|------------------------------|---------------------|--------------------|--------------------|--------------------|--------------------|--------------------|-------|---------------------|
| BRDG/RDWY/CONTRACT MAINT / MANAGED BY FDOT | D-UNRESTRICTED STATE PRIMARY | \$17,338,443 | \$1,348,656 | \$1,348,656 | \$1,348,656 | \$1,348,656 | \$1,348,656 | | \$24,081,723 |
| Total | Item: 405298 1 Totals | \$17,338,443 | \$1,348,656 | \$1,348,656 | \$1,348,656 | \$1,348,656 | \$1,348,656 | | \$24,081,723 |
| | Project Totals | \$17,338,443 | \$1,348,656 | \$1,348,656 | \$1,348,656 | \$1,348,656 | \$1,348,656 | | \$24,081,723 |

Information for Item Number: 400490 1

PROJECT DESCRIPTION: HERNANDO CO (08) *NON-SIS*
 TYPE OF WORK: ROUTINE MAINTENANCE
 LRTP 2045 REFERENCE: GOAL 4, OBJECTIVE 1; GOAL 6, OBJECTIVE 1

COUNTY: HERNANDO
 DISTRICT: 07
 PROJECT LENGTH: 0.000

Table 68: Item 400490 1 Project Detail by Phase, Fund Code and Fiscal Year (2023 – 2027)

| PHASE / RESPONSIBLE AGENCY | FUND CODE: | <2023 | 2023 | 2024 | 2025 | 2026 | 2027 | >2027 | ALL YEARS |
|---|------------------------------|---------------------|--------------------|--------------------|--------------------|--------------------|--------------------|-------|---------------------|
| BRDG/RDWY/CONTRACT MAINT / MANAGED BY FDOT | D-UNRESTRICTED STATE PRIMARY | \$39,646,212 | \$2,300,000 | \$2,300,000 | \$2,300,000 | \$2,300,000 | \$2,300,000 | | \$51,146,212 |
| Totals | Item: 400490 1 Totals | \$39,646,212 | \$2,300,000 | \$2,300,000 | \$2,300,000 | \$2,300,000 | \$2,300,000 | | \$51,146,212 |
| | Project Totals | \$39,646,212 | \$2,300,000 | \$2,300,000 | \$2,300,000 | \$2,300,000 | \$2,300,000 | | \$51,146,212 |

Information for Item Number: 401185 1

PROJECT DESCRIPTION: HERNANDO CO (08) *SIS*
 TYPE OF WORK: ROUTINE MAINTENANCE
 EXTRA DESCRIPTION: NONE
 LRTP 2045 REFERENCE: GOAL 4, OBJECTIVE 1; GOAL 6, OBJECTIVE 1

COUNTY: HERNANDO
 DISTRICT: 07
 PROJECT LENGTH: 0.000

Table 69: Item 401185 1 Project Detail by Phase, Fund Code and Fiscal Year (2023 – 2027)

| PHASE / RESPONSIBLE AGENCY | FUND CODE: | <2023 | 2023 | 2024 | 2025 | 2026 | 2027 | >2027 | ALL YEARS |
|---|------------------------------|------------------|-----------------|-----------------|-----------------|-----------------|-----------------|-------|------------------|
| BRDG/RDWY/CONTRACT MAINT / MANAGED BY FDOT | D-UNRESTRICTED STATE PRIMARY | \$147,599 | \$15,000 | \$15,000 | \$15,000 | \$15,000 | \$15,000 | | \$222,599 |
| Totals | Item: 401185 1 Totals | \$147,599 | \$15,000 | \$15,000 | \$15,000 | \$15,000 | \$15,000 | | \$222,599 |
| | Project Totals | \$147,599 | \$15,000 | \$15,000 | \$15,000 | \$15,000 | \$15,000 | | \$222,599 |

Information for Item Number: 449993 1

PROJECT DESCRIPTION: BROOKSVILLE OPS CENTER-PAINTING/CLEANING INTERIOR & EXTERIOR PHASED
 TYPE OF WORK: FIXED CAPITAL OUTLAY
 LRTP 2045 REFERENCE: GOALS 1-6

COUNTY: HERNANDO
 DISTRICT: 07
 PROJECT LENGTH: 0.000

Table 70: Item 449993 1 Project Detail by Phase, Fund Code and Fiscal Year (2023 – 2027)

| PHASE / RESPONSIBLE AGENCY | FUND CODE: | <2023 | 2023 | 2024 | 2025 | 2026 | 2027 | >2027 | ALL YEARS |
|---|------------------------------|-------|-----------------|-----------------|-----------------|------|------|-------|------------------|
| BRDG/RDWY/CONTRACT MAINT / MANAGED BY FDOT | D-UNRESTRICTED STATE PRIMARY | | \$34,999 | \$34,999 | \$34,999 | | | | \$104,997 |
| Totals | Item: 449993 1 Totals | | \$34,999 | \$34,999 | \$34,999 | | | | \$104,997 |
| | Project Totals | | \$34,999 | \$34,999 | \$34,999 | | | | \$104,997 |

FLP Aviation

Information for Item Number: 432997 1

PROJECT DESCRIPTION: INVERNESS AIRPORT - CONSTRUCT ACCESS AND UTILITIES TO HANGARS *NON-SIS*
 TYPE OF WORK: AVIATION PRESERVATION PROJECT
 LRTP 2045 REFERENCE: GOAL 2,OBJECTIVE 2; GOAL 6, OBJECTIVE 1

COUNTY: CITRUS
 DISTRICT: 07
 PROJECT LENGTH: 0.000

Table 71: Item 432997 1 Project Detail by Phase, Fund Code and Fiscal Year (2023 – 2027)

| PHASE / RESPONSIBLE AGENCY | FUND CODE: | <2023 | 2023 | 2024 | 2025 | 2026 | 2027 | >2027 | ALL YEARS |
|--|------------------------------|-------|------------------|------|------|------|------|-------|------------------|
| CAPITAL / RESPONSIBLE AGENCY NOT AVAILABLE | DPTO-STATE - PTO | | \$136,000 | | | | | | \$136,000 |
| CAPITAL / RESPONSIBLE AGENCY NOT AVAILABLE | LF-LOCAL FUNDS | | \$34,000 | | | | | | \$34,000 |
| Totals | Phase: CAPITAL Totals | | \$170,000 | | | | | | \$170,000 |
| | Item: 432997 1 Totals | | \$170,000 | | | | | | \$170,000 |
| | Project Totals | | \$170,000 | | | | | | \$170,000 |

Information for Item Number: 436829 1

PROJECT DESCRIPTION: INVERNESS AIRPORT - MAINTENANCE AND REMARKING OF RUNWAY/TAXIWAY *NON-SIS*
 TYPE OF WORK: AVIATION PRESERVATION PROJECT
 LRTP 2045 REFERENCE: GOAL 2, OBJECTIVE 2; GOAL 4, OBJECTIVE 1; GOAL 6, OBJECTIVE 1

COUNTY: CITRUS
 DISTRICT: 07
 PROJECT LENGTH: 0.000

Table 72: Item 436829 1 Project Detail by Phase, Fund Code and Fiscal Year (2023 – 2027)

| PHASE / RESPONSIBLE AGENCY | FUND CODE: | <2023 | 2023 | 2024 | 2025 | 2026 | 2027 | >2027 | ALL YEARS |
|--|------------------------------|-------|------|------------------|------|------|------|-------|------------------|
| CAPITAL / RESPONSIBLE AGENCY NOT AVAILABLE | DPTO-STATE - PTO | | | \$165,000 | | | | | \$165,000 |
| CAPITAL / RESPONSIBLE AGENCY NOT AVAILABLE | LF-LOCAL FUNDS | | | \$41,250 | | | | | \$41,250 |
| Totals | Phase: CAPITAL Totals | | | \$206,250 | | | | | \$206,250 |
| | Item: 436829 1 Totals | | | \$206,250 | | | | | \$206,250 |
| | Project Totals | | | \$206,250 | | | | | \$206,250 |

Information for Item Number: 440559 1

PROJECT DESCRIPTION: INVERNESS AIRPORT - TAXILANES FOR T-HANGARS *NON-SIS*
 TYPE OF WORK: AVIATION REVENUE/OPERATIONAL
 EXTRA DESCRIPTION: DESIGN AND CONSTRUCT
 LRTP 2045 REFERENCE: GOAL 2, OBJECTIVE 2; GOAL 4, OBJECTIVE 1; GOAL 6, OBJECTIVE 1 LRTP

COUNTY: CITRUS
 DISTRICT: 07
 PROJECT LENGTH: 0.000

Table 73: Item 440559 1 Project Detail by Phase, Fund Code and Fiscal Year (2023 – 2027)

| PHASE / RESPONSIBLE AGENCY | FUND CODE: | <2023 | 2023 | 2024 | 2025 | 2026 | 2027 | >2027 | ALL YEARS |
|--|------------------------------|-------|------|------|--------------------|------|------|-------|--------------------|
| CAPITAL / RESPONSIBLE AGENCY NOT AVAILABLE | DPTO-STATE - PTO | | | | \$84,880 | | | | \$84,880 |
| CAPITAL / RESPONSIBLE AGENCY NOT AVAILABLE | FAA-FEDERAL AVIATION ADMIN | | | | \$954,900 | | | | \$954,900 |
| CAPITAL / RESPONSIBLE AGENCY NOT AVAILABLE | LF-LOCAL FUNDS | | | | \$21,220 | | | | \$21,220 |
| Totals | Phase: CAPITAL Totals | | | | \$1,061,000 | | | | \$1,061,000 |
| | Item: 440559 1 Totals | | | | \$1,061,000 | | | | \$1,061,000 |
| | Project Totals | | | | \$1,061,000 | | | | \$1,061,000 |

Information for Item Number: 444482 1

PROJECT DESCRIPTION: CRYSTAL RIVER - CAPTAIN TOM DAVIS AIRFIELD - RUNWAY 9-27 EXTENSION *NON-SIS*
 TYPE OF WORK: AVIATION PRESERVATION PROJECT
 EXTRA DESCRIPTION: CONSTRUCT 645 FT EXTENSION ON EAST END OF RUNWAY
 LRTP 2045 REFERENCE: GOAL 2, OBJECTIVE 2; GOAL 4, OBJECTIVE 1; GOAL 6, OBJECTIVE 1

COUNTY: CITRUS
 DISTRICT: 07
 PROJECT LENGTH: 0.000

Table 74: Item 444482 1 Project Detail by Phase, Fund Code and Fiscal Year (2023 – 2027)

| PHASE / RESPONSIBLE AGENCY | FUND CODE: | <2023 | 2023 | 2024 | 2025 | 2026 | 2027 | >2027 | ALL YEARS |
|--|------------------------------|-------|------|------------------|------|------|------|-------|------------------|
| CAPITAL / RESPONSIBLE AGENCY NOT AVAILABLE | DPTO-STATE - PTO | | | \$323,354 | | | | | \$323,354 |
| CAPITAL / RESPONSIBLE AGENCY NOT AVAILABLE | LF-LOCAL FUNDS | | | \$80,840 | | | | | \$80,840 |
| Totals | Phase: CAPITAL Totals | | | \$404,194 | | | | | \$404,194 |
| | Item: 444482 1 Totals | | | \$404,194 | | | | | \$404,194 |
| | Project Totals | | | \$404,194 | | | | | \$404,194 |

Information for Item Number: 446799 1

PROJECT DESCRIPTION: CRYSTAL RIVER - CAPTAIN TOM DAVIS AIRFIELD - ENVIRONMENTAL ASSESSMENT *NON-SIS*
 TYPE OF WORK: AVIATION ENVIRONMENTAL PROJECT
 EXTRA DESCRIPTION: RUNWAY 9-27 EXTENSION
 LRTP 2045 REFERENCE: GOAL 2, OBJECTIVE 2; GOAL 4, OBJECTIVE 1; GOAL 6, OBJECTIVE 1

COUNTY: CITRUS
 DISTRICT: 07
 PROJECT LENGTH: 0.000

Table 75: Item 446799 1 Project Detail by Phase, Fund Code and Fiscal Year (2023 – 2027)

| PHASE / RESPONSIBLE AGENCY | FUND CODE: | <2023 | 2023 | 2024 | 2025 | 2026 | 2027 | >2027 | ALL YEARS |
|--|--------------------------------|-------|------------------|------|------|------|------|-------|------------------|
| CAPITAL / RESPONSIBLE AGENCY NOT AVAILABLE | DDR-DISTRICT DEDICATED REVENUE | | \$20,000 | | | | | | \$20,000 |
| CAPITAL / RESPONSIBLE AGENCY NOT AVAILABLE | DPTO-STATE - PTO | | \$260,000 | | | | | | \$260,000 |
| CAPITAL / RESPONSIBLE AGENCY NOT AVAILABLE | LF-LOCAL FUNDS | | \$70,000 | | | | | | \$70,000 |
| Totals | Phase: CAPITAL Totals | | \$350,000 | | | | | | \$350,000 |
| | Item: 446799 1 Totals | | \$350,000 | | | | | | \$350,000 |
| | Project Totals | | \$350,000 | | | | | | \$350,000 |

Information for Item Number: 446802 1

PROJECT DESCRIPTION: INVERNESS AIRPORT - UPDATE AIRPORT MASTER PLAN *NON-SIS*
 TYPE OF WORK: AVIATION CAPACITY PROJECT
 LRTP 2045 REFERENCE: GOAL 2, OBJECTIVE 2; GOAL 4, OBJECTIVE 1; GOAL 6, OBJECTIVE 1

COUNTY: CITRUS
 DISTRICT: 07
 PROJECT LENGTH: 0.000

Table 76: Item 446802 1 Project Detail by Phase, Fund Code and Fiscal Year (2023 – 2027)

| PHASE / RESPONSIBLE AGENCY | FUND CODE: | <2023 | 2023 | 2024 | 2025 | 2026 | 2027 | >2027 | ALL YEARS |
|--|--------------------------------|-------|------------------|------|------|------|------|-------|------------------|
| CAPITAL / RESPONSIBLE AGENCY NOT AVAILABLE | DDR-DISTRICT DEDICATED REVENUE | | \$15,600 | | | | | | \$15,600 |
| CAPITAL / RESPONSIBLE AGENCY NOT AVAILABLE | FAA-FEDERAL AVIATION ADMIN | | \$175,500 | | | | | | \$175,500 |
| CAPITAL / RESPONSIBLE AGENCY NOT AVAILABLE | LF-LOCAL FUNDS | | \$3,900 | | | | | | \$3,900 |
| Totals | Phase: CAPITAL Totals | | \$195,000 | | | | | | \$195,000 |
| | Item: 446802 1 Totals | | \$195,000 | | | | | | \$195,000 |
| | Project Totals | | \$195,000 | | | | | | \$195,000 |

Information for Item Number: 448727 1

PROJECT DESCRIPTION: CRYSTAL RIVER-CAPTAIN TOM DAVIS FIELD ROADWAY IMPROVEMENTS-DESIGN *NON-SIS*
 TYPE OF WORK: AVIATION PRESERVATION PROJECT
 LRTP 2045 REFERENCE: GOAL 2, OBJECTIVE 2; GOAL 4, OBJECTIVE 1; GOAL 6, OBJECTIVE 1

COUNTY: CITRUS
 DISTRICT: 07
 PROJECT LENGTH: 0.000

Table 77: Item 448727 1 Project Detail by Phase, Fund Code and Fiscal Year (2023 – 2027)

| PHASE / RESPONSIBLE AGENCY | FUND CODE: | <2023 | 2023 | 2024 | 2025 | 2026 | 2027 | >2027 | ALL YEARS |
|--|--------------------------------|-------|------|------------------|------|------|------|-------|------------------|
| CAPITAL / RESPONSIBLE AGENCY NOT AVAILABLE | DDR-DISTRICT DEDICATED REVENUE | | | \$8,000 | | | | | \$8,000 |
| CAPITAL / RESPONSIBLE AGENCY NOT AVAILABLE | FAA-FEDERAL AVIATION ADMIN | | | \$90,000 | | | | | \$90,000 |
| CAPITAL / RESPONSIBLE AGENCY NOT AVAILABLE | LF-LOCAL FUNDS | | | \$2,000 | | | | | \$2,000 |
| Totals | Phase: CAPITAL Totals | | | \$100,000 | | | | | \$100,000 |
| | Item: 448727 1 Totals | | | \$100,000 | | | | | \$100,000 |
| | Project Totals | | | \$100,000 | | | | | \$100,000 |

Information for Item Number: 449406 1

PROJECT DESCRIPTION: CRYSTAL RIVER AIRPORT - EA FOR WETLAND REMOVAL *NON-SIS*
 TYPE OF WORK: AVIATION PRESERVATION PROJECT
 LRTP 2045 REFERENCE: GOAL 2, OBJECTIVE 2; GOAL 4, OBJECTIVE 1; GOAL 6, OBJECTIVE 1

COUNTY: CITRUS
 DISTRICT: 07
 PROJECT LENGTH: 0.000

Table 78: Item: 449406 1 Project Detail by Phase, Fund Code and Fiscal Year (2023 – 2027)

| PHASE / RESPONSIBLE AGENCY | FUND CODE: | <2023 | 2023 | 2024 | 2025 | 2026 | 2027 | >2027 | ALL YEARS |
|--|------------------------------|-------|------------------|------|------|------|------|-------|------------------|
| CAPITAL / RESPONSIBLE AGENCY NOT AVAILABLE | DPTO-STATE - PTO | | \$12,000 | | | | | | \$12,000 |
| CAPITAL / RESPONSIBLE AGENCY NOT AVAILABLE | FAA-FEDERAL AVIATION ADMIN | | \$90,000 | | | | | | \$90,000 |
| CAPITAL / RESPONSIBLE AGENCY NOT AVAILABLE | LF-LOCAL FUNDS | | \$5,000 | | | | | | \$5,000 |
| Totals | Phase: CAPITAL Totals | | \$107,000 | | | | | | \$107,000 |
| | Item: 449406 1 Totals | | \$107,000 | | | | | | \$107,000 |
| | Project Totals | | \$107,000 | | | | | | \$107,000 |

Information for Item Number: 449846 1

PROJECT DESCRIPTION: INVERNESS AIRPORT - RUNWAY APPROACH OBSTRUCTION CLEARING *NON-SIS*
 TYPE OF WORK: AVIATION SAFETY PROJECT
 LRTP 2045 REFERENCE: GOAL 2, OBJECTIVE 2; GOAL 4, OBJECTIVE 1; GOAL 6, OBJECTIVE 1

COUNTY: CITRUS
 DISTRICT: 07
 PROJECT LENGTH: 0.000

Table 79: Item: 449846 1 Project Detail by Phase, Fund Code and Fiscal Year (2023 – 2027)

| PHASE / RESPONSIBLE AGENCY | FUND CODE: | <2023 | 2023 | 2024 | 2025 | 2026 | 2027 | >2027 | ALL YEARS |
|--|--------------------------------|-------|------------------|------|------|------|------|-------|------------------|
| CAPITAL / RESPONSIBLE AGENCY NOT AVAILABLE | DDR-DISTRICT DEDICATED REVENUE | | \$24,000 | | | | | | \$24,000 |
| CAPITAL / RESPONSIBLE AGENCY NOT AVAILABLE | FAA-FEDERAL AVIATION ADMIN | | \$270,000 | | | | | | \$270,000 |
| CAPITAL / RESPONSIBLE AGENCY NOT AVAILABLE | LF-LOCAL FUNDS | | \$6,000 | | | | | | \$6,000 |
| Totals | Phase: CAPITAL Totals | | \$300,000 | | | | | | \$300,000 |
| | Item: 449846 1 Totals | | \$300,000 | | | | | | \$300,000 |

Information for Item Number: 449846 2

PROJECT DESCRIPTION: INVERNESS AIRPORT - DESIGN AND CONSTRUCT T HANGARS *NON-SIS*
 TYPE OF WORK: AVIATION REVENUE/OPERATIONAL
 LRTP 2045 REFERENCE: GOAL 2, OBJECTIVE 2; GOAL 4, OBJECTIVE 1; GOAL 6, OBJECTIVE 1

COUNTY: CITRUS
 DISTRICT: 07
 PROJECT LENGTH: 0.000

Table 80: Item 449846 2 Project Detail by Phase, Fund Code and Fiscal Year (2023 – 2027)

| PHASE / RESPONSIBLE AGENCY | FUND CODE | <2023 | 2023 | 2024 | 2025 | 2026 | 2027 | >2027 | ALL YEARS |
|--|--------------------------------|-------|------|--------------------|------|------|------|-------|--------------------|
| CAPITAL / RESPONSIBLE AGENCY NOT AVAILABLE | DDR-DISTRICT DEDICATED REVENUE | | | \$1,500,000 | | | | | \$1,500,000 |
| CAPITAL / RESPONSIBLE AGENCY NOT AVAILABLE | LF-LOCAL FUNDS | | | \$1,500,000 | | | | | \$1,500,000 |
| Totals | Phase: CAPITAL Totals | | | \$3,000,000 | | | | | \$3,000,000 |
| | Item: 449846 2 Totals | | | \$3,000,000 | | | | | \$3,000,000 |

Information for Item Number: 449846 3

PROJECT DESCRIPTION: CRYSTAL RIVER AIRPORT - ACQUIRE PARCEL FOR APPROACH TO RUNWAY 9.27 *NON-SIS*
 TYPE OF WORK: AVIATION SAFETY PROJECT
 LRTP 2045 REFERENCE: GOAL 2, OBJECTIVE 2; GOAL 4, OBJECTIVE 1; GOAL 6, OBJECTIVE 1

COUNTY: CITRUS
 DISTRICT: 07
 PROJECT LENGTH: 0.000

Table 81: Item 449846 3 Project Detail by Phase, Fund Code and Fiscal Year (2023 – 2027)

| PHASE / RESPONSIBLE AGENCY | FUND CODE: | <2023 | 2023 | 2024 | 2025 | 2026 | 2027 | >2027 | ALL YEARS |
|--|--------------------------------|-------|------------------|--------------------|------|------|------|-------|--------------------|
| CAPITAL / RESPONSIBLE AGENCY NOT AVAILABLE | DDR-DISTRICT DEDICATED REVENUE | | \$80,000 | | | | | | \$80,000 |
| CAPITAL / RESPONSIBLE AGENCY NOT AVAILABLE | LF-LOCAL FUNDS | | \$20,000 | | | | | | \$20,000 |
| Totals | Phase: CAPITAL Totals | | \$100,000 | | | | | | \$100,000 |
| | Item: 449846 3 Totals | | \$100,000 | | | | | | \$100,000 |
| | Project Totals | | \$400,000 | \$3,000,000 | | | | | \$3,400,000 |

Information for Item Number: 450280 1

PROJECT DESCRIPTION: REHABILITATE AIRFIELD SECURITY AND GATES - INVERNESS AIRPORT *NON-SIS*
 TYPE OF WORK: AVIATION SECURITY PROJECT
 LRTP 2045 REFERENCE: GOAL 2, OBJECTIVE 2; GOAL 4, OBJECTIVE 1; GOAL 6, OBJECTIVE 1

COUNTY: CITRUS
 DISTRICT: 07
 PROJECT LENGTH: 0.000

Table 82: Item 450280 1 Project Detail by Phase, Fund Code and Fiscal Year (2023 – 2027)

| PHASE / RESPONSIBLE AGENCY | FUND CODE: | <2023 | 2023 | 2024 | 2025 | 2026 | 2027 | >2027 | ALL YEARS |
|--|------------------------------|-------|------|------|------|------|------------------|-------|------------------|
| CAPITAL / RESPONSIBLE AGENCY NOT AVAILABLE | DPTO-STATE - PTO | | | | | | \$409,600 | | \$409,600 |
| CAPITAL / RESPONSIBLE AGENCY NOT AVAILABLE | LF-LOCAL FUNDS | | | | | | \$102,400 | | \$102,400 |
| Total | Phase: CAPITAL Totals | | | | | | \$512,000 | | \$512,000 |
| | Item: 450280 1 Totals | | | | | | \$512,000 | | \$512,000 |
| | Project Totals | | | | | | \$512,000 | | \$512,000 |

Information for Item Number: 435240 1

PROJECT DESCRIPTION: BROOKSVILLE-TAMPA BAY REGIONAL AIRPORT - RUNWAY REHABILITATION *NON-SIS*
 TYPE OF WORK: AVIATION SECURITY PROJECT
 EXTRA DESCRIPTION: DESIGN AND CONSTRUCT
 LRTP 2045 REFERENCE: GOAL 2, OBJECTIVE 2; GOAL 4, OBJECTIVE 1; GOAL 6, OBJECTIVE 1

COUNTY: HERNANDO
 DISTRICT: 07
 PROJECT LENGTH: 0.000

Table 83: Item 435240 1 Project Detail by Phase, Fund Code and Fiscal Year (2023 – 2027)

| PHASE / RESPONSIBLE AGENCY | FUND CODE: | <2023 | 2023 | 2024 | 2025 | 2026 | 2027 | >2027 | ALL YEARS |
|--|------------------------------|-------|------|------|------------------|------|------|-------|------------------|
| CAPITAL / RESPONSIBLE AGENCY NOT AVAILABLE | DPTO-STATE - PTO | | | | \$160,000 | | | | \$160,000 |
| CAPITAL / RESPONSIBLE AGENCY NOT AVAILABLE | LF-LOCAL FUNDS | | | | \$40,000 | | | | \$40,000 |
| Total | Phase: CAPITAL Totals | | | | \$200,000 | | | | \$200,000 |
| | Item: 435240 1 Totals | | | | \$200,000 | | | | \$200,000 |
| | Project Totals | | | | \$200,000 | | | | \$200,000 |

Information for Item Number: 446806 1

PROJECT DESCRIPTION: BROOKSVILLE - TAMPA BAY REGIONAL AIRPORT -RUNWAY 3 SHIFT EXTEND RUNWAY *NON-SIS*
 TYPE OF WORK: AVIATION PRESERVATION PROJECT
 LRTP 2045 REFERENCE: GOAL 2, OBJECTIVE 2; GOAL 4, OBJECTIVE 1; GOAL 6, OBJECTIVE 1

COUNTY: HERNANDO
 DISTRICT: 07
 PROJECT LENGTH: 0.000

Table 84: Item 446806 1 Project Detail by Phase, Fund Code and Fiscal Year (2023 – 2027)

| PHASE / RESPONSIBLE AGENCY | FUND CODE: | <2023 | 2023 | 2024 | 2025 | 2026 | 2027 | >2027 | ALL YEARS |
|--|--------------------------------|-------|--------------------|------|------|------|------|-------|--------------------|
| CAPITAL / RESPONSIBLE AGENCY NOT AVAILABLE | DDR-DISTRICT DEDICATED REVENUE | | \$2,087,051 | | | | | | \$2,087,051 |
| CAPITAL / RESPONSIBLE AGENCY NOT AVAILABLE | LF-LOCAL FUNDS | | \$521,763 | | | | | | \$521,763 |
| Total | Phase: CAPITAL Totals | | \$2,608,814 | | | | | | \$2,608,814 |
| | Item: 446806 1 Totals | | \$2,608,814 | | | | | | \$2,608,814 |
| | Project Totals | | \$2,608,814 | | | | | | \$2,608,814 |

Information for Item Number: 448724 1

PROJECT DESCRIPTION: BROOKSVILLE TAMPABAY REGIONAL AIRPORT RUNWAY 3-21 REHAB & RUNWAY SHIFT *NON-SIS*
 TYPE OF WORK: AVIATION PRESERVATION PROJECT
 LRTP 2045 REFERENCE: GOAL 2, OBJECTIVE 2; GOAL 4, OBJECTIVE 1; GOAL 6, OBJECTIVE 1

COUNTY: HERNANDO
 DISTRICT: 07
 PROJECT LENGTH: 0.000

Table 85: Item 448724 1 Project Detail by Phase, Fund Code and Fiscal Year (2023 – 2027)

| PHASE / RESPONSIBLE AGENCY | FUND CODE: | <2023 | 2023 | 2024 | 2025 | 2026 | 2027 | >2027 | ALL YEARS |
|--|--------------------------------|-------|------|------------------|------|------|------|-------|------------------|
| CAPITAL / RESPONSIBLE AGENCY NOT AVAILABLE | DDR-DISTRICT DEDICATED REVENUE | | | \$600,000 | | | | | \$600,000 |
| CAPITAL / RESPONSIBLE AGENCY NOT AVAILABLE | LF-LOCAL FUNDS | | | \$150,000 | | | | | \$150,000 |
| Total | Phase: CAPITAL Totals | | | \$750,000 | | | | | \$750,000 |
| | Item: 448724 1 Totals | | | \$750,000 | | | | | \$750,000 |
| | Project Totals | | | \$750,000 | | | | | \$750,000 |

FLP Transit

Information for Item Number: 402628 1

| | | | |
|----------------------|--|-----------------|--------|
| PROJECT DESCRIPTION: | FTA SECTION 5311 OPERATING *NON-SIS* | COUNTY: | CITRUS |
| TYPE OF WORK: | CAPITAL FOR FIXED ROUTE | DISTRICT: | 07 |
| EXTRA DESCRIPTION: | CITRUS COUNTY BOCC | PROJECT LENGTH: | 0.000 |
| LRTP 2045 REFERENCE: | GOAL 1, OBJECTIVE 3; GOAL 3, OBJECTIVES 1-3, AND 5 | | |

Table 86: Item: 402628 1 Project Detail by Phase, Fund Code and Fiscal Year (2023 – 2027)

| PHASE / RESPONSIBLE AGENCY | FUND CODE: | <2023 | 2023 | 2024 | 2025 | 2026 | 2027 | >2027 | ALL YEARS |
|---------------------------------------|---------------------------------|---------------------|------------------|------------------|------------------|------------------|------------------|-------|---------------------|
| OPERATIONS / MANAGED BY CITRUS COUNTY | DDR-DISTRICT DEDICATED REVENUE | \$31,314 | | | | | | | \$31,314 |
| OPERATIONS / MANAGED BY CITRUS COUNTY | DU-STATE PRIMARY/FEDERAL REIMB | \$5,184,527 | \$120,171 | \$137,468 | \$119,301 | \$119,301 | \$119,301 | | \$5,800,069 |
| OPERATIONS / MANAGED BY CITRUS COUNTY | LF-LOCAL FUNDS | \$5,309,777 | \$120,171 | \$137,468 | \$119,301 | \$119,301 | \$119,301 | | \$5,925,319 |
| Total | Phase: OPERATIONS Totals | \$10,525,618 | \$240,342 | \$274,936 | \$238,602 | \$238,602 | \$238,602 | | \$11,756,702 |
| | Item: 402628 1 Totals | \$10,525,618 | \$240,342 | \$274,936 | \$238,602 | \$238,602 | \$238,602 | | \$11,756,702 |

Information for Item Number: 402628 2

| | | | |
|----------------------|--|-----------------|--------|
| PROJECT DESCRIPTION: | FTA SECTION 5311 *NON-SIS* | COUNTY: | CITRUS |
| TYPE OF WORK: | OPERATING/ADMIN. ASSISTANCE | DISTRICT: | 07 |
| EXTRA DESCRIPTION: | CITRUS COUNTY BOCC - FTA SECTION 5311 | PROJECT LENGTH: | 0.000 |
| LRTP 2045 REFERENCE: | GOAL 1, OBJECTIVE 3; GOAL 3, OBJECTIVES 1-3, AND 5 | | |

Table 87: Item: 402628 2 Project Detail by Phase, Fund Code and Fiscal Year (2023 – 2027)

| PHASE / RESPONSIBLE AGENCY | FUND CODE: | <2023 | 2023 | 2024 | 2025 | 2026 | 2027 | >2027 | ALL YEARS |
|---------------------------------------|--------------------------------|--------------------|------------------|------------------|------------------|------------------|------------------|-------|--------------------|
| OPERATIONS / MANAGED BY CITRUS COUNTY | DU-STATE PRIMARY/FEDERAL REIMB | \$521,075 | \$129,375 | \$100,755 | \$81,221 | \$58,218 | \$128,471 | | \$1,019,115 |
| OPERATIONS / MANAGED BY CITRUS COUNTY | LF-LOCAL FUNDS | \$521,075 | \$129,375 | \$100,755 | \$81,221 | \$58,218 | \$128,471 | | \$1,019,115 |
| CAPITAL / MANAGED BY CITRUS COUNTY | DU-STATE PRIMARY/FEDERAL REIMB | \$3,631,468 | | | | | | | \$3,631,468 |
| CAPITAL / MANAGED BY CITRUS COUNTY | LF-LOCAL FUNDS | \$596,494 | | | | | | | \$596,494 |
| Total | Item: 402628 2 Totals | \$5,270,112 | \$258,750 | \$201,510 | \$162,442 | \$116,436 | \$256,942 | | \$6,266,192 |

Table 88: Item 402628 2 Phase Totals by Fiscal Year (2023 – 2027)

| PHASE | <2023 | 2023 | 2024 | 2025 | 2026 | 2027 | >2027 | ALL YEARS |
|------------------------------|--------------------|------------------|------------------|------------------|------------------|------------------|------------|--------------------|
| OPERATIONS | \$1,042,150 | \$258,750 | \$201,510 | \$162,442 | \$116,436 | \$256,942 | | \$2,038,230 |
| CAPITAL | \$4,227,962 | | | | | | | \$4,227,962 |
| Item: 402628 2 Totals | \$5,270,112 | \$258,750 | \$201,510 | \$162,442 | \$116,436 | \$256,942 | \$0 | \$6,266,192 |

Information for Item Number: 402628 4

PROJECT DESCRIPTION: CITRUS COUNTY BOCC - FTA SECTION 5307 *NON*-SIS* COUNTY: CITRUS
 TYPE OF WORK: OPERATING/ADMIN. ASSISTANCE DISTRICT: 07
 EXTRA DESCRIPTION: SMALL URBANIZED AREA GOVERNOR'S APPORTIONMENT PROJECT LENGTH: 0.000
 LRTP 2045 REFERENCE: GOAL 1, OBJECTIVE 3; GOAL 3, OBJECTIVES 1-3, AND 5

Table 89: Item: 402628 4 Project Detail by Phase, Fund Code and Fiscal Year (2023 – 2027)

| PHASE / RESPONSIBLE AGENCY | FUND CODE: | <2023 | 2023 | 2024 | 2025 | 2026 | 2027 | >2027 | ALL YEARS |
|---|------------------------------------|---------------------|--------------------|--------------------|--------------------|--------------------|------------------|-------|---------------------|
| OPERATIONS / MANAGED BY CITRUS COUNTY TRANSIT | FTA-FEDERAL TRANSIT ADMINISTRATION | | \$1,250,000 | \$1,250,000 | \$1,250,000 | \$1,250,000 | | | \$5,000,000 |
| OPERATIONS / MANAGED BY CITRUS COUNTY TRANSIT | LF-LOCAL FUNDS | | \$350,000 | \$350,000 | \$350,000 | \$350,000 | | | \$1,400,000 |
| OPERATIONS / MANAGED BY CITRUS COUNTY TRANSIT | FTA-FEDERAL TRANSIT ADMINISTRATION | \$6,145,165 | | | | | | | \$6,145,165 |
| OPERATIONS / MANAGED BY CITRUS COUNTY TRANSIT | LF-LOCAL FUNDS | \$6,145,165 | | | | | | | \$6,145,165 |
| Totals | Item: 402628 4 Totals | \$12,290,330 | \$1,600,000 | \$1,600,000 | \$1,600,000 | \$1,600,000 | | | \$18,690,330 |
| | Project Totals | \$28,086,060 | \$2,099,092 | \$2,076,446 | \$2,001,044 | \$1,955,038 | \$495,544 | | \$36,217,680 |

Table 90: Item 402628 4 Phase Totals by Fiscal Year (2023 – 2027)

| PHASE | <2023 | 2023 | 2024 | 2025 | 2026 | 2027 | >2027 | ALL YEARS |
|------------------------------------|---------------------|--------------------|--------------------|--------------------|--------------------|------------------|-------|---------------------|
| OPERATIONS | | \$1,600,000 | \$1,600,000 | \$1,600,000 | \$1,600,000 | | | \$6,400,000 |
| CAPITAL | \$12,290,330 | | | | | | | \$12,290,330 |
| Item: 402628 4 Phase Totals | \$12,290,330 | \$1,600,000 | \$1,600,000 | \$1,600,000 | \$1,600,000 | | | \$18,690,330 |
| Project Totals | \$28,086,060 | \$2,099,092 | \$2,076,446 | \$2,001,044 | \$1,955,038 | \$495,544 | | \$36,217,680 |

Information for Item Number: 438845 1

PROJECT DESCRIPTION: CITRUS COUNTY BOCC - STATE TRANSIT BLOCK GRANT *NON-SIS* EXTRA DESCRIPTION: HOMOSSASSA SPRINGS
 TYPE OF WORK: OPERATING/ADMIN. ASSISTANCE

L RTP 2045 REFERENCE: GOAL 1, OBJECTIVE 3; GOAL 3, OBJECTIVES 1-3, AND 5
 COUNTY: CITRUS

DISTRICT: 07
 PROJECT LENGTH: 0.000

Table 91: Item: 438845 1 Project Detail by Phase, Fund Code and Fiscal Year (2023 – 2027)

| PHASE / RESPONSIBLE AGENCY | FUND CODE: | <2023 | 2023 | 2024 | 2025 | 2026 | 2027 | >2027 | ALL YEARS |
|---|---------------------------------|--------------------|------------------|------------------|------------------|------------------|------------------|-------|--------------------|
| OPERATIONS / MANAGED BY CITRUS COUNTY TRANSIT | DDR-DISTRICT DEDICATED REVENUE | \$602,905 | | | \$329,104 | \$329,104 | \$350,000 | | \$1,611,113 |
| OPERATIONS / MANAGED BY CITRUS COUNTY TRANSIT | DPTO-STATE - PTO | \$955,282 | \$310,212 | \$319,518 | | | | | \$1,585,012 |
| OPERATIONS / MANAGED BY CITRUS COUNTY TRANSIT | LF-LOCAL FUNDS | \$1,666,871 | \$310,212 | \$319,518 | \$329,104 | \$329,104 | \$350,000 | | \$3,304,809 |
| Totals | Phase: OPERATIONS Totals | \$3,225,058 | \$620,424 | \$639,036 | \$658,208 | \$658,208 | \$700,000 | | \$6,500,934 |
| | Item: 438845 1 Totals | \$3,225,058 | \$620,424 | \$639,036 | \$658,208 | \$658,208 | \$700,000 | | \$6,500,934 |
| | Project Totals | \$3,225,058 | \$620,424 | \$639,036 | \$658,208 | \$658,208 | \$700,000 | | \$6,500,934 |

Information for Item Number: 401982 1

PROJECT DESCRIPTION: HERNANDO COUNTY SECTION 5311 *NON-SIS*
 TYPE OF WORK: OPERATING/ADMIN. ASSISTANCE
 EXTRA DESCRIPTION: FTA SECTION 5311
 L RTP 2045 REFERENCE: GOAL 1, OBJECTIVE 3; GOAL 3, OBJECTIVES 1-3, AND 5

COUNTY: HERNANDO
 DISTRICT: 07
 PROJECT LENGTH: 0.000

Table 92: Item: 401982 1 Project Detail by Phase, Fund Code and Fiscal Year (2023 – 2027)

| PHASE / RESPONSIBLE AGENCY | FUND CODE: | <2023 | 2023 | 2024 | 2025 | 2026 | 2027 | >2027 | ALL YEARS |
|----------------------------------|--------------------------------|--------------------|------------------|------------------|------------------|------------------|------------------|------------|--------------------|
| OPERATIONS / MANAGED BY HERNANDO | DU-STATE PRIMARY/FEDERAL REIMB | \$2,569,311 | \$274,937 | \$287,717 | \$315,527 | \$315,527 | \$315,527 | | \$4,078,546 |
| OPERATIONS / MANAGED BY HERNANDO | LF-LOCAL FUNDS | \$2,598,762 | \$274,937 | \$287,717 | \$315,527 | \$315,527 | \$315,527 | | \$4,107,997 |
| CAPITAL / MANAGED BY HERNANDO | LF-LOCAL FUNDS | \$22,000 | | | | | | | \$22,000 |
| Totals | Item: 401982 1 Totals | \$5,190,073 | \$549,874 | \$575,434 | \$631,054 | \$631,054 | \$631,054 | \$0 | \$8,208,543 |

Table 93: Item 402628 4 Phase Totals by Fiscal Year (2023 – 2027)

| PHASE | <2023 | 2023 | 2024 | 2025 | 2026 | 2027 | >2027 | ALL YEARS |
|--------------|--------------------|------------------|------------------|------------------|------------------|------------------|------------|--------------------|
| OPERATIONS | \$5,168,073 | \$549,874 | \$575,434 | \$631,054 | \$631,054 | \$631,054 | | \$8,186,543 |
| CAPITAL | \$22,000 | | | | | | | \$22,000 |
| Total | \$5,190,073 | \$549,874 | \$575,434 | \$631,054 | \$631,054 | \$631,054 | \$0 | \$8,208,543 |

Information for Item Number: 401982 2

PROJECT DESCRIPTION: HERNANDO COUNTY BOCC - FTA SECTION 5311 *NON-SIS*

TYPE OF WORK: CAPITAL FOR FIXED ROUTE

EXTRA DESCRIPTION: THE BUS
 LRTP 2045 REFERENCE: GOAL 1, OBJECTIVE 3; GOAL 3, OBJECTIVES 1-3, AND 5
 COUNTY: HERNANDO

DISTRICT: 07
 PROJECT LENGTH: 0.000

Table 94: Item: 401982 2 Project Detail by Phase, Fund Code and Fiscal Year (2023 – 2027)

| PHASE / RESPONSIBLE AGENCY | FUND CODE: | <2023 | 2023 | 2024 | 2025 | 2026 | 2027 | >2027 | ALL YEARS |
|---|---------------------------------|--------------------|------------------|------------------|------------------|------------------|------------------|-------|--------------------|
| OPERATIONS / MANAGED BY HERNANDO/CITRUS MPO | DU-STATE PRIMARY/FEDERAL REIMB | \$230,059 | \$47,926 | \$68,855 | \$35,000 | \$25,000 | \$130,083 | | \$536,923 |
| OPERATIONS / MANAGED BY HERNANDO/CITRUS MPO | LF-LOCAL FUNDS | \$230,059 | \$47,926 | \$68,855 | \$35,000 | \$25,000 | \$130,083 | | \$536,923 |
| Totals | Phase: OPERATIONS Totals | \$460,118 | \$95,852 | \$137,710 | \$70,000 | \$50,000 | \$260,166 | | \$1,073,846 |
| | Item: 401982 2 Totals | \$460,118 | \$95,852 | \$137,710 | \$70,000 | \$50,000 | \$260,166 | | \$1,073,846 |
| | Project Totals | \$5,650,191 | \$645,726 | \$713,144 | \$701,054 | \$681,054 | \$891,220 | | \$8,391,169 |

Information for Item Number: 408104 1

PROJECT DESCRIPTION: HERNANDO COUNTY BLOCK GRANT *NON-SIS*
 TYPE OF WORK: OPERATING FOR FIXED ROUTE
 EXTRA DESCRIPTION: HERNANDO COUNTY BOCC - STATE TRANSIT BLOCK GRANT - THE BUS
 LRTP 2045 REFERENCE: GOAL 1, OBJECTIVE 3; GOAL 3, OBJECTIVES 1-3, AND 5

COUNTY: HERNANDO
 DISTRICT: 07
 PROJECT LENGTH: 0.000

Table 95: Item: 408104 1 Project Detail by Phase, Fund Code and Fiscal Year (2023 – 2027)

| PHASE / RESPONSIBLE AGENCY | FUND CODE: | <2023 | 2023 | 2024 | 2025 | 2026 | 2027 | >2027 | ALL YEARS |
|---|---------------------------------|---------------------|------------------|------------------|------------------|------------------|------------------|-------|---------------------|
| OPERATIONS / MANAGED BY HERNANDO/CITRUS MPO | DDR-DISTRICT DEDICATED REVENUE | \$2,694,716 | | | \$257,724 | \$265,456 | \$460,000 | | \$3,677,896 |
| OPERATIONS / MANAGED BY HERNANDO/CITRUS MPO | DPTO-STATE - PTO | \$1,775,006 | \$423,578 | \$415,860 | \$170,612 | \$175,730 | | | \$2,960,786 |
| OPERATIONS / MANAGED BY HERNANDO/CITRUS MPO | DS-STATE PRIMARY HIGHWAYS & PTO | \$1,397,737 | | | | | | | \$1,397,737 |
| OPERATIONS / MANAGED BY HERNANDO/CITRUS MPO | LF-LOCAL FUNDS | \$5,834,356 | \$423,578 | \$415,860 | \$428,336 | \$441,186 | \$460,000 | | \$8,003,316 |
| Totals | Phase: OPERATIONS Totals | \$11,701,815 | \$847,156 | \$831,720 | \$856,672 | \$882,372 | \$920,000 | | \$16,039,735 |
| | Item: 408104 1 Totals | \$11,701,815 | \$847,156 | \$831,720 | \$856,672 | \$882,372 | \$920,000 | | \$16,039,735 |
| | Project Totals | \$11,701,815 | \$847,156 | \$831,720 | \$856,672 | \$882,372 | \$920,000 | | \$16,039,735 |

Information for Item Number: 408715 1

PROJECT DESCRIPTION: HERNANDO COUNTY BOCC - FTA SECTION 5307 *NON-SIS*
 TYPE OF WORK: TRANSIT IMPROVEMENT
 EXTRA DESCRIPTION: THE BUS - SMALL URBANIZED GOV. APPROPRIATION
 LRTP 2045 REFERENCE: GOAL 1, OBJECTIVE 3; GOAL 3, OBJECTIVES 1-3, AND 5

COUNTY: HERNANDO
 DISTRICT: 07
 PROJECT LENGTH: 0.000

Table 96: Item: 408715 1 Project Detail by Phase, Fund Code and Fiscal Year (2023 – 2027)

| PHASE / RESPONSIBLE AGENCY | FUND CODE: | <2023 | 2023 | 2024 | 2025 | 2026 | 2027 | >2027 | ALL YEARS |
|----------------------------------|------------------------------------|----------------------|----------------------|---------------------|---------------------|----------------------|---------------------|----------------|----------------------|
| OPERATIONS / MANAGED BY HERNANDO | FTA-FEDERAL TRANSIT ADMINISTRATION | \$700,000 | \$350,000 | \$900,000 | \$1,250,000 | \$1,250,000 | | | \$4,450,000 |
| OPERATIONS / MANAGED BY HERNANDO | LF-LOCAL FUNDS | \$700,000 | \$350,000 | \$350,000 | \$350,000 | \$350,000 | | | \$2,100,000 |
| CAPITAL / MANAGED BY HERNANDO | FTA-FEDERAL TRANSIT ADMINISTRATION | \$9,348,621 | \$900,000 | | | | | | \$10,248,621 |
| Totals | Item: 408715 1 Totals | \$10,748,621 | \$1,600,000 | \$1,250,000 | \$1,600,000 | \$1,600,000 | | | \$16,798,621 |
| | Project Totals | \$10,748,621 | \$1,600,000 | \$1,250,000 | \$1,600,000 | \$1,600,000 | | | \$16,798,621 |
| | Grand Total | \$247,881,414 | \$151,070,445 | \$61,464,429 | \$69,123,723 | \$277,828,694 | \$22,945,278 | \$1,191 | \$807,369,896 |

Table 97: Item 408715 1 Phase Totals by Fiscal Year (2023 – 2027)

| PHASE | <2023 | 2023 | 2024 | 2025 | 2026 | 2027 | >2027 | ALL YEARS |
|------------------------------------|----------------------|----------------------|---------------------|---------------------|----------------------|---------------------|----------------|----------------------|
| OPERATIONS | \$1,400,000 | \$700,000 | \$1,250,000 | \$1,600,000 | \$1,600,000 | | | \$6,550,000 |
| CAPITAL | \$9,348,621 | \$900,000 | | | | | | \$10,248,621 |
| Item: 408715 1 Phase Totals | \$10,748,621 | \$1,600,000 | \$1,250,000 | \$1,600,000 | \$1,600,000 | | | \$16,798,621 |
| Grand Total | \$247,881,414 | \$151,070,445 | \$61,464,429 | \$69,123,723 | \$277,828,694 | \$22,945,278 | \$1,191 | \$807,369,896 |



APPENDIX F: FDOT ANNUAL LISTING OF OBLIGATED PROJECTS 2021

HIGHWAY

Table 98: Item Number: 257165 3

| DESCRIPTOR | PROJECT INFORMATION |
|--------------------------------|---|
| Item Number | 257165 3 |
| District | 07 |
| County | CITRUS |
| Roadway ID | 02010000 |
| Type of Work | ADD LANES & RECONSTRUCT |
| Lanes Exist / Improved / Added | 2 / 2 / 2 |
| Project Length | 0.157 MI |
| SIS or Non-SIS | *NON-SIS* |
| Project Description | US 41 (SR 45) FROM SR 44 TO S OF WITHLACOOCHEE TRAIL BRIDGE |

Table 100: Item Number: 405822 3

| DESCRIPTOR | PROJECT INFORMATION |
|--------------------------------|--|
| Item Number | 405822 3 |
| District | 07 |
| County | CITRUS |
| Roadway ID | 02030000 |
| Type of Work | ADD LANES & RECONSTRUCT |
| Lanes Exist / Improved / Added | 4 / 6 / 2 |
| Project Length | 4.805 MI |
| SIS or Non-SIS | *SIS* |
| Project Description | US 19 (SR 55) FROM W JUMP COURT TO W FORT ISLAND TRAIL |

Table 99: Funding Information for Item Number: 257165 3

| PHASE/AGENCY RESPONSIBLE | FUND CODE | 2021 |
|--------------------------------|-----------|--------------------|
| RIGHT OF WAY / MANAGED BY FDOT | CM | \$1,831,592 |
| RIGHT OF WAY / MANAGED BY FDOT | SN | \$1,319,770 |
| TOTAL | | \$3,151,362 |

Source: FDOT District 7 Office 10-21- 21 Obligations Report

Table 101: Funding Information for Item Number: 405822 3

| PHASE/AGENCY RESPONSIBLE | FUND CODE | 2021 |
|--------------------------------|-----------|--------------------|
| CONSTRUCTION / MANAGED BY FDOT | NHPP | \$7,082,614 |
| CONSTRUCTION / MANAGED BY FDOT | SA | \$363,129 |
| CONSTRUCTION / MANAGED BY FDOT | SN | \$66,209 |
| TOTAL | | \$7,511,952 |

Source: FDOT District 7 Office 10-21- 21 Obligations Report

Table 102: Item Number: 430021 1

| DESCRIPTOR | PROJECT INFORMATION |
|--------------------------------|--|
| Item Number | 430021 1 |
| District | 07 |
| County | CITRUS |
| Roadway ID | 02610000 |
| Type of Work | BRIDGE REPLACEMENT |
| Lanes Exist / Improved / Added | 2 / 2 / 0 |
| Project Length | 0.333 MI |
| SIS or Non-SIS | *NON-SIS* |
| Project Description | CR490A/HALLS RIVER FROM W OF HALLS RIVER TO E OF HALLS RIVER |

Table 104: Item Number: 437514 1

| DESCRIPTOR | PROJECT INFORMATION |
|--------------------------------|--|
| Item Number | 437514 1 |
| District | 07 |
| County | CITRUS |
| Roadway ID | 02030000 |
| Type of Work | RESURFACING |
| Lanes Exist / Improved / Added | 4 / 4 / 8 |
| Project Length | 6.809 MI |
| SIS or Non-SIS | *SIS* |
| Project Description | US 19/US 98/SR 55/S SUNCOAST BLVD FR HERNANDO CO LN TO W GREEN ACRES |

Table 103 Funding Information for Item Number: 430021 1

| PHASE/AGENCY RESPONSIBLE | FUND CODE | 2021 |
|--------------------------------|-----------|----------------|
| CONSTRUCTION / MANAGED BY FDOT | NHBR | \$1,000 |
| TOTAL | | \$1,000 |

Source: FDOT District 7 Office 10-21- 21 Obligations Report

Table 105: Funding Information for Item Number: 437514 1

| PHASE/AGENCY RESPONSIBLE | FUND CODE | 2021 |
|--------------------------------|-----------|--------------------|
| CONSTRUCTION / MANAGED BY FDOT | GFSA | \$125,926 |
| CONSTRUCTION / MANAGED BY FDOT | HSP | \$1,330,829 |
| CONSTRUCTION / MANAGED BY FDOT | SA | \$4,910 |
| TOTAL | | \$1,461,665 |

Source: FDOT District 7 Office 10-21- 21 Obligations Report

Table 106: Item Number: 439698 1

| DESCRIPTOR | PROJECT INFORMATION |
|--------------------------------|--|
| Item Number | 439698 1 |
| District | 07 |
| County | CITRUS |
| Roadway ID | 02000027 |
| Type of Work | SIDEWALK |
| Lanes Exist / Improved / Added | 0 / 2 / 0 |
| Project Length | 1.605 MI |
| SIS or Non-SIS | *NON-SIS* |
| Project Description | FOREST RIDGE ELEM FR CR486/NORVELL BRYANT HWY TO W LAKE BEVERLY DR |

Table 108: Item Number 439699 1

| DESCRIPTOR | PROJECT INFORMATION |
|--------------------------------|---|
| Item Number | 439699 1 |
| District | 07 |
| County | CITRUS |
| Roadway ID | 02520000 |
| Type of Work | SIDEWALK |
| Lanes Exist / Improved / Added | 0 / 2 / 0 |
| Project Length | 1.1 MI |
| SIS or Non-SIS | *NON-SIS* |
| Project Description | PLEASANT GROVE ELEMENTARY - PLEASANT GROVE RD AND DRUID RD |

Table 107: Funding Information for Item Number: 439698 1

| PHASE/AGENCY RESPONSIBLE | FUND CODE | 2021 |
|--------------------------------|-----------|--------------------|
| CONSTRUCTION / MANAGED BY FDOT | SR2T | \$2,041,664 |
| TOTAL | | \$2,041,664 |

Source: FDOT District 7 Office 10-21- 21 Obligations Report

Table 109: Funding Information for Item Number: 439699 1

| PHASE/AGENCY RESPONSIBLE | FUND CODE | 2021 |
|---|-----------|----------------|
| CONSTRUCTION / MANAGED BY FDOT | SR2S | \$32,101 |
| CONSTRUCTION / MANAGED BY FDOT | SR2T | -\$28,518 |
| PRELIMINARY ENGINEERING / MANAGED BY FDOT | SR2T | -\$272 |
| TOTAL | | \$3,311 |

Source: FDOT District 7 Office 10-21- 21 Obligations Report

Table 110: Item Number: 439829 7

| DESCRIPTOR | PROJECT INFORMATION |
|--------------------------------|--|
| Item Number | 439829 7 |
| District | 07 |
| County | CITRUS |
| Roadway ID | 02010000 |
| Type of Work | LIGHTING |
| Lanes Exist / Improved / Added | 0 / 3 / 0 |
| Project Length | 0.04 MI |
| SIS or Non-SIS | *NON-SIS* |
| Project Description | US 41/N FLORIDA AVE AT E NORVELL BRYANT HWY/E PARSONS PT ROAD |

Table 112: Item Number: 441104 1

| DESCRIPTOR | PROJECT INFORMATION |
|--------------------------------|--|
| Item Number | 441104 1 |
| District | 07 |
| County | CITRUS |
| Roadway ID | 02000004 |
| Type of Work | SIDEWALK |
| Lanes Exist / Improved / Added | 0 / 2 / 0 |
| Project Length | 2.85 MI |
| SIS or Non-SIS | *NON-SIS* |
| Project Description | N TURKEY OAK DR FROM N BAY AVE TO SR 44 |

Table 111: Funding Information for Item Number: 439829 7

| PHASE/AGENCY RESPONSIBLE | FUND CODE | 2021 |
|--------------------------------|-----------|----------------|
| CONSTRUCTION / MANAGED BY FDOT | HSP | \$7,717 |
| TOTAL | | \$7,717 |

Source: FDOT District 7 Office 10-21- 21 Obligations Report

Table 113: Funding Information for Item Number: 441104 1

| PHASE/AGENCY RESPONSIBLE | FUND CODE | 2021 |
|---|-----------|--------------------|
| CONSTRUCTION / MANAGED BY FDOT | SA | \$38,687 |
| CONSTRUCTION / MANAGED BY FDOT | SR2T | \$1,417,064 |
| PRELIMINARY ENGINEERING / MANAGED BY FDOT | SA | -\$10,933 |
| PRELIMINARY ENGINEERING / MANAGED BY FDOT | SR2T | -\$4,765 |
| TOTAL | | \$1,440,053 |

Source: FDOT District 7 Office 10-21- 21 Obligations Report

Table 114: Item Number: 443358 1

| DESCRIPTOR | PROJECT INFORMATION |
|--------------------------------|---|
| Item Number | 443358 1 |
| District | 07 |
| County | CITRUS |
| Roadway ID | - |
| Type of Work | BIKE PATH/TRAIL |
| Lanes Exist / Improved / Added | 0 / 0 / 0 |
| Project Length | 0 MI |
| SIS or Non-SIS | *NON-SIS* |
| Project Description | WITHLACOOCHEE TRAIL FROM HERNANDO CL TO MARION CL |

Table 116: Item Number: 446607 1

| DESCRIPTOR | PROJECT INFORMATION |
|--------------------------------|--|
| Item Number | 446607 1 |
| District | 07 |
| County | CITRUS |
| Roadway ID | - |
| Type of Work | RAIL SAFETY PROJECT |
| Lanes Exist / Improved / Added | 0 / 0 / 0 |
| Project Length | 0 MI |
| SIS or Non-SIS | *NON-SIS* |
| Project Description | I-75 (SR 93) FROM N OF SR 50 TO HERNANDO/SUMTER CO/L |

Table 115: Funding Information for Item Number: 443358 1

| PHASE/AGENCY RESPONSIBLE | FUND CODE | 2021 |
|--------------------------------|-----------|-----------------|
| CONSTRUCTION / MANAGED BY FDOT | TALN | \$13,357 |
| CONSTRUCTION / MANAGED BY FDOT | TALT | \$42,313 |
| TOTAL | | \$55,670 |

Source: FDOT District 7 Office 10-21- 21 Obligations Report

Table 117: Funding Information for Item Number: 446607 1

| PHASE/AGENCY RESPONSIBLE | FUND CODE | 2021 |
|--|-----------|------------------|
| RAILROAD AND UTILITIES / MANAGED BY FDOT | RHH | \$114,842 |
| TOTAL | | \$114,842 |

Source: FDOT District 7 Office 10-21- 21 Obligations Report

Table 118: Item Number: 446610 1

| DESCRIPTOR | PROJECT INFORMATION |
|--------------------------------|--|
| Item Number | 446610 1 |
| District | 07 |
| County | CITRUS |
| Roadway ID | |
| Type of Work | RAIL SAFETY PROJECT |
| Lanes Exist / Improved / Added | 0 / 0 / 0 |
| Project Length | 0 MI |
| SIS or Non-SIS | *NON-SIS* |
| Project Description | NORTH G.W. CARVER ROAD @ RR CROSSING 622600V |

Table 120: Item Number: 257298 3

| DESCRIPTOR | PROJECT INFORMATION |
|--------------------------------|--|
| Item Number | 257298 3 |
| District | 07 |
| County | HERNANDO |
| Roadway ID | 08000050 |
| Type of Work | ADD LANES & RECONSTRUCT |
| Lanes Exist / Improved / Added | 2 / 2 / 2 |
| Project Length | 2.637 MI |
| SIS or Non-SIS | *NON-SIS* |
| Project Description | CR 578 (CO LINE RD) FROM E OF EAST RD TO SPRINGTIME ST |

Table 119: Funding Information for Item Number: 446610 1

| PHASE/AGENCY RESPONSIBLE | FUND CODE | 2021 |
|--|-----------|------------------|
| RAILROAD AND UTILITIES / MANAGED BY FDOT | RHH | \$122,669 |
| TOTAL | | \$122,669 |

Source: FDOT District 7 Office 10-21- 21 Obligations Report

Table 121: Funding Information for Item Number: 257298 3

| PHASE/AGENCY RESPONSIBLE | FUND CODE | 2021 |
|---|-----------|----------------|
| PRELIMINARY ENGINEERING / MANAGED BY FDOT | SL | \$1,000 |
| TOTAL | | \$1,000 |

Source: FDOT District 7 Office 10-21- 21 Obligations Report

Table 122: Item Number: 257298 5

| DESCRIPTOR | PROJECT INFORMATION |
|--------------------------------|---|
| Item Number | 257298 5 |
| District | 07 |
| County | HERNANDO |
| Roadway ID | 08000050 |
| Type of Work | NEW ROAD CONSTRUCTION |
| Lanes Exist / Improved / Added | 4 / 4 / 4 |
| Project Length | 1.492 MI |
| SIS or Non-SIS | *NON-SIS* |
| Project Description | CR 578 (CO LINE RD) FROM SUNCOAST PARKWAY TO US41 AT AYERS RD |

Table 124: Item Number: 257298 6

| DESCRIPTOR | PROJECT INFORMATION |
|--------------------------------|---|
| Item Number | 257298 6 |
| District | 07 |
| County | HERNANDO |
| Roadway ID | 08000050 |
| Type of Work | INTERSECTION IMPROVEMENT |
| Lanes Exist / Improved / Added | 2 / 2 / 0 |
| Project Length | 0.674 MI |
| SIS or Non-SIS | *NON-SIS* |
| Project Description | CR 578 @ MARINER INT FM SPRINGTIME STREET TO EAST OF MARINER BLVD |

Table 123: Funding for Item Number: 257298 5

| PHASE/AGENCY RESPONSIBLE | FUND CODE | 2021 |
|---|-----------|--------------------|
| CONSTRUCTION / MANAGED BY FDOT | CM | -\$1,455 |
| CONSTRUCTION / MANAGED BY FDOT | SA | \$2,071,992 |
| CONSTRUCTION / MANAGED BY FDOT | SL | \$2,776,401 |
| CONSTRUCTION / MANAGED BY FDOT | SU | -\$24,663 |
| PRELIMINARY ENGINEERING / MANAGED BY FDOT | SA | \$106,710 |
| TOTAL | | \$4,928,985 |

Source: [FDOT District 7 Office 10-21- 21 Obligations Report](#)

Table 125: Funding Information for Item Number: 257298 6

| PHASE/AGENCY RESPONSIBLE | FUND CODE | 2021 |
|--------------------------------|-----------|------------------|
| CONSTRUCTION / MANAGED BY FDOT | SA | \$146,253 |
| TOTAL | | \$146,253 |

Source: [FDOT District 7 Office 10-21- 21 Obligations Report](#)

Table 126: Item Number: 411011 4

| DESCRIPTOR | PROJECT INFORMATION |
|--------------------------------|--|
| Item Number | 411011 4 |
| District | 07 |
| County | HERNANDO |
| Roadway ID | 08150000 |
| Type of Work | ADD LANES & RECONSTRUCT |
| Lanes Exist / Improved / Added | 4 / 4 / 2 |
| Project Length | 2.986 MI |
| SIS or Non-SIS | *SIS* |
| Project Description | I-75 (SR 93) FM S OF US98/SR50/CORTEZ TO N OF US98/SR50/CORTEZ |

Table 128: Item Number: 411012 2

| DESCRIPTOR | PROJECT INFORMATION |
|--------------------------------|--|
| Item Number | 411012 2 |
| District | 07 |
| County | HERNANDO |
| Roadway ID | 08150000 |
| Type of Work | ADD LANES & REHABILITATE PVMNT |
| Lanes Exist / Improved / Added | 4 / 4 / 2 |
| Project Length | 3.271 MI |
| SIS or Non-SIS | *SIS* |
| Project Description | I-75 (SR 93) FROM N OF SR 50 TO HERNANDO/SUMTER CO/L |

Table 127: Funding Information for Item Number: 411011 4

| PHASE/AGENCY RESPONSIBLE | FUND CODE | 2021 |
|--------------------------------|-----------|-----------------|
| CONSTRUCTION / MANAGED BY FDOT | NHPP | -\$15,462 |
| CONSTRUCTION / MANAGED BY FDOT | SA | \$9,376 |
| TOTAL | | -\$6,086 |

Source: [FDOT District 7 Office 10-21- 21 Obligations Report](#)

Table 129: Funding Information for Item Number: 411012 2

| PHASE/AGENCY RESPONSIBLE | FUND CODE | 2021 |
|--------------------------------|-----------|------------------|
| CONSTRUCTION / MANAGED BY FDOT | SA | \$160,332 |
| CONSTRUCTION / MANAGED BY FDOT | SL | \$23,445 |
| TOTAL | | \$183,777 |

Source: [FDOT District 7 Office 10-21- 21 Obligations Report](#)

Table 130: Item Number: 416732 3

| DESCRIPTOR | PROJECT INFORMATION |
|--------------------------------|--|
| Item Number | 416732 3 |
| District | 07 |
| County | HERNANDO |
| Roadway ID | 08070000 |
| Type of Work | ADD LANES & REHABILITATE PVMNT |
| Lanes Exist / Improved / Added | 4 / 4 / 2 |
| Project Length | 2.154 MI |
| SIS or Non-SIS | *SIS* |
| Project Description | SR 50 FROM E OF US 98/MCKETHAN RD TO E OF US 301 |

Table 132: Item Number: 416732 4

| DESCRIPTOR | PROJECT INFORMATION |
|--------------------------------|---|
| Item Number | 416732 4 |
| District | 07 |
| County | HERNANDO |
| Roadway ID | 08070000 |
| Type of Work | ADD LANES & REHABILITATE PVMNT |
| Lanes Exist / Improved / Added | 5 / 5 / 2 |
| Project Length | 3.488 MI |
| SIS or Non-SIS | *SIS* |
| Project Description | SR 50 FM WINDMERE RD/BRONSON BL TO E OF US 98/MCKETHAN RD |

Table 131: Funding Information for Item Number: 416732 3

| PHASE/AGENCY RESPONSIBLE | FUND CODE | 2021 |
|--|-----------|--------------------|
| CONSTRUCTION / MANAGED BY FDOT | NHPP | \$5,246,246 |
| GRANTS AND MISCELLANEOUS / MANAGED BY FDOT | SA | -\$26,656 |
| RIGHT OF WAY / MANAGED BY FDOT | SA | \$122,387 |
| TOTAL | | \$5,341,977 |

Source: FDOT District 7 Office 10-21- 21 Obligations Report

Table 133: Funding Information for Item Number: 416732 4

| PHASE/AGENCY RESPONSIBLE | FUND CODE | 2021 |
|--------------------------------|-----------|---------------------|
| CONSTRUCTION / MANAGED BY FDOT | NHPP | \$26,091,980 |
| TOTAL | | \$26,091,980 |

Source: FDOT District 7 Office 10-21- 21 Obligations Report

Table 134: Item Number: 416735 1

| DESCRIPTOR | PROJECT INFORMATION |
|--------------------------------|---|
| Item Number | 416735 1 |
| District | 07 |
| County | HERNANDO |
| Roadway ID | 08002000 |
| Type of Work | ADD LANES & REHABILITATE PVMNT |
| Lanes Exist / Improved / Added | 4 / 4 / 2 |
| Project Length | 2.557 MI |
| SIS or Non-SIS | *SIS* |
| Project Description | SR 50/CORTEZ BLVD FROM W OF BUCK HOPE RD TO W OF JEFFERSON STREET |

Table 136: Item Number: 430051 2

| DESCRIPTOR | PROJECT INFORMATION |
|--------------------------------|---|
| Item Number | 430051 2 |
| District | 07 |
| County | HERNANDO |
| Roadway ID | 08070000 |
| Type of Work | ADD LANES & REHABILITATE PVMNT |
| Lanes Exist / Improved / Added | 4 / 4 / 2 |
| Project Length | 0.355 MI |
| SIS or Non-SIS | *SIS* |
| Project Description | SR 50 FROM LOCKHART RD TO E OF REMINGTON RD |

Table 135: Funding Information for Item Number: 416735 1

| PHASE/AGENCY RESPONSIBLE | FUND CODE | 2021 |
|---|-----------|------------------|
| PRELIMINARY ENGINEERING / MANAGED BY FDOT | NHPP | \$480,601 |
| PRELIMINARY ENGINEERING / MANAGED BY FDOT | SA | \$119,796 |
| TOTAL | | \$600,397 |

Source: [FDOT District 7 Office 10-21- 21 Obligations Report](#)

Table 137: Funding Information for Item Number: 430051 2

| PHASE/AGENCY RESPONSIBLE | FUND CODE | 2021 |
|--------------------------------|-----------|--------------------|
| CONSTRUCTION / MANAGED BY FDOT | NHPP | \$1,353,746 |
| CONSTRUCTION / MANAGED BY FDOT | SL | -\$275,713 |
| TOTAL | | \$1,078,033 |

Source: [FDOT District 7 Office 10-21- 21 Obligations Report](#)

Table 138: Item Number: 433714 1

| DESCRIPTOR | PROJECT INFORMATION |
|--------------------------------|--|
| Item Number | 433714 1 |
| District | 07 |
| County | HERNANDO |
| Roadway ID | 08000043 |
| Type of Work | SIDEWALK |
| Lanes Exist / Improved / Added | 0 / 2 / 0 |
| Project Length | 0.689 MI |
| SIS or Non-SIS | *NON-SIS* |
| Project Description | LINDEN DR FROM CORONADO DR TO SPRING HILL DR |

Table 140: Item Number: 436708 1

| DESCRIPTOR | PROJECT INFORMATION |
|--------------------------------|--|
| Item Number | 436708 1 |
| District | 07 |
| County | HERNANDO |
| Roadway ID | 08000010 |
| Type of Work | SIDEWALK |
| Lanes Exist / Improved / Added | 0 / 2 / 0 |
| Project Length | 0.634 MI |
| SIS or Non-SIS | *NON-SIS* |
| Project Description | DELTONA BLVD FROM SPRING HILL DR TO BEGONIA ST |

Table 139: Funding Information for Item Number: 433714 1

| PHASE/AGENCY RESPONSIBLE | FUND CODE | 2021 |
|--|-----------|------------------|
| CONSTRUCTION / MANAGED BY FDOT | TALL | \$10,935 |
| CONSTRUCTION / MANAGED BY HERNANDO COUNTY BOCC | TALL | \$338,573 |
| CONSTRUCTION / MANAGED BY FDOT | TALT | \$1,856 |
| CONSTRUCTION / MANAGED BY HERNANDO COUNTY BOCC | TALT | \$114,909 |
| PRELIMINARY ENGINEERING / MANAGED BY FDOT | TALT | \$2,000 |
| TOTAL | | \$468,273 |

Source: FDOT District 7 Office 10-21- 21 Obligations Report

Table 141: Funding Information for Item Number: 436708 1

| PHASE/AGENCY RESPONSIBLE | FUND CODE | 2021 |
|--|-----------|------------------|
| CONSTRUCTION / MANAGED BY HERNANDO COUNTY BOCC | TALL | -\$6,687 |
| CONSTRUCTION / MANAGED BY FDOT | TALT | -\$13,644 |
| CONSTRUCTION / MANAGED BY HERNANDO COUNTY BOCC | TALT | -\$7,444 |
| TOTAL | | -\$27,775 |

Source: FDOT District 7 Office 10-21- 21 Obligations Report

Table 142: Item Number: 436709 1

| DESCRIPTOR | PROJECT INFORMATION |
|--------------------------------|---|
| Item Number | 436709 1 |
| District | 07 |
| County | HERNANDO |
| Roadway ID | - |
| Type of Work | SIDEWALK |
| Lanes Exist / Improved / Added | 0 / 0 / 0 |
| Project Length | 0 MI |
| SIS or Non-SIS | *NON-SIS* |
| Project Description | WESTSIDE ELEMENTARY - KENLAKE, APPLGATE, AIRMONT, TYLER, HALSTEAD |

Table 144: Item Number: 436710 1

| DESCRIPTOR | PROJECT INFORMATION |
|--------------------------------|---|
| Item Number | 436710 1 |
| District | 07 |
| County | HERNANDO |
| Roadway ID | - |
| Type of Work | SIDEWALK |
| Lanes Exist / Improved / Added | 0 / 0 / 0 |
| Project Length | 0 MI |
| SIS or Non-SIS | *NON-SIS* |
| Project Description | JD FLOYD ELEMENTARY SCHOOL - CORONADO DR, WHITEWOOD AVE, ALDORO AVE |

Table 143: Funding Information for Item Number: 436709 1

| PHASE/AGENCY RESPONSIBLE | FUND CODE | 2021 |
|---|-----------|------------------|
| CONSTRUCTION / MANAGED BY FDOT | TALT | -\$1,375 |
| PRELIMINARY ENGINEERING / MANAGED BY FDOT | SR2T | -\$737 |
| PRELIMINARY ENGINEERING / MANAGED BY HERNANDO COUNTY BOCC | SR2T | -\$28,213 |
| TOTAL | | -\$30,325 |

Source: [FDOT District 7 Office 10-21- 21 Obligations Report](#)

Table 145: Funding Information for Item Number: 436710 1

| PHASE/AGENCY RESPONSIBLE | FUND CODE | 2021 |
|--|-----------|------------------|
| CONSTRUCTION / MANAGED BY FDOT | TALT | -\$12,452 |
| CONSTRUCTION / MANAGED BY HERNANDO COUNTY BOCC | TALT | -\$7,821 |
| TOTAL | | -\$20,273 |

Source: [FDOT District 7 Office 10-21- 21 Obligations Report](#)

Table 146: Item Number: 436712 1

| DESCRIPTOR | PROJECT INFORMATION |
|--------------------------------|---|
| Item Number | 436712 1 |
| District | 07 |
| County | HERNANDO |
| Roadway ID | 08000007 |
| Type of Work | SIDEWALK |
| Lanes Exist / Improved / Added | 0 / 2 / 0 |
| Project Length | 0.602 MI |
| SIS or Non-SIS | *NON-SIS* |
| Project Description | BROOKSVILLE ELEMENTARY - HOWELL AVE FROM CROOM RD TO US 41/BROAD ST |

Table 148: Item Number: 437484 1

| DESCRIPTOR | PROJECT INFORMATION |
|--------------------------------|---|
| Item Number | 437484 1 |
| District | 07 |
| County | HERNANDO |
| Roadway ID | 08900006 |
| Type of Work | SIDEWALK |
| Lanes Exist / Improved / Added | 0 / 2 / 0 |
| Project Length | 1.233 MI |
| SIS or Non-SIS | *NON-SIS* |
| Project Description | W LANDOVER BLVD FROM NORTHCLIFFE BLVD TO ELGIN BLVD |

Table 147: Funding Information for Item Number: 436712 1

| PHASE/AGENCY RESPONSIBLE | FUND CODE | 2021 |
|---|-----------|------------------|
| CONSTRUCTION / MANAGED BY FDOT | TALL | -\$1,375 |
| PRELIMINARY ENGINEERING / MANAGED BY FDOT | SR2T | -\$260 |
| PRELIMINARY ENGINEERING / MANAGED BY HERNANDO COUNTY BOCC | SR2T | -\$11,521 |
| TOTAL | | -\$13,156 |

Source: [FDOT District 7 Office 10-21- 21 Obligations Report](#)

Table 149: Funding Information for Item Number: 437484 1

| PHASE/AGENCY RESPONSIBLE | FUND CODE | 2021 |
|---|-----------|--------------------|
| PRELIMINARY ENGINEERING / MANAGED BY FDOT | TALT | \$1,000 |
| PRELIMINARY ENGINEERING / MANAGED BY HERNANDO COUNTY BOCC | TALT | \$94,367 |
| CONSTRUCTION / MANAGED BY FDOT | HSP | \$3,394,909 |
| PRELIMINARY ENGINEERING / MANAGED BY FDOT | HSP | \$174,464 |
| TOTAL | | \$3,664,740 |

Table 150: Item Number: 439508 1

| DESCRIPTOR | PROJECT INFORMATION |
|--------------------------------|--|
| Item Number | 439508 1 |
| District | 07 |
| County | HERNANDO |
| Roadway ID | 08000042 |
| Type of Work | SIDEWALK |
| Lanes Exist / Improved / Added | 0 / 2 / 0 |
| Project Length | 2.52 MI |
| SIS or Non-SIS | *NON-SIS* |
| Project Description | ELGIN BLVD FROM DELTONA BLVD TO MARINER BLVD |

Table 152: Item Number: 439509 1

| DESCRIPTOR | PROJECT INFORMATION |
|--------------------------------|---|
| Item Number | 439509 1 |
| District | 07 |
| County | HERNANDO |
| Roadway ID | 08000010 |
| Type of Work | SIDEWALK |
| Lanes Exist / Improved / Added | 0 / 2 / 0 |
| Project Length | 0.505 MI |
| SIS or Non-SIS | *NON-SIS* |
| Project Description | DELTONA BLVD FROM ELGIN BLVD TO SR 50 (CORTEZ BLVD) |

Table 151: Funding Information for Item Number: 439508 1

| PHASE/AGENCY RESPONSIBLE | FUND CODE | 2021 |
|---|-----------|----------------|
| PRELIMINARY ENGINEERING / MANAGED BY FDOT | TALT | \$2,000 |
| TOTAL | | \$2,000 |

Source: FDOT District 7 Office 10-21- 21 Obligations Report

Table 153: Funding Information for Item Number: 439509 1

| PHASE/AGENCY RESPONSIBLE | FUND CODE | 2021 |
|---|-----------|----------------|
| PRELIMINARY ENGINEERING / MANAGED BY FDOT | TALT | \$3,850 |
| TOTAL | | \$3,850 |

Source: FDOT District 7 Office 10-21- 21 Obligations Report

Table 154: Item Number: 441386 1

| DESCRIPTOR | PROJECT INFORMATION |
|--------------------------------|--|
| Item Number | 441386 1 |
| District | 07 |
| County | HERNANDO |
| Roadway ID | 08010000 |
| Type of Work | RESURFACING |
| Lanes Exist / Improved / Added | 6 / 6 / 0 |
| Project Length | 1.952 MI |
| SIS or Non-SIS | *NON-SIS* |
| Project Description | US 41/SR 45/BROAD ST FR N OF INGRAM ST TO OAKS MHP |

Table 156: Item Number: 447536 3

| DESCRIPTOR | PROJECT INFORMATION |
|--------------------------------|--|
| Item Number | 447536 3 |
| District | 07 |
| County | HERNANDO |
| Roadway ID | 08030000 |
| Type of Work | ADD LANES & RECONSTRUCT |
| Lanes Exist / Improved / Added | 2 / 2 / 2 |
| Project Length | 2.082 MI |
| SIS or Non-SIS | *NON-SIS* |
| Project Description | US 301 FROM PASCO COUNTY LINE TO SR 50/CORTEZ BLVD |

Table 155: Funding Information for Item Number: 441386 1

| PHASE/AGENCY RESPONSIBLE | FUND CODE | 2021 |
|--------------------------------|-----------|--------------------|
| CONSTRUCTION / MANAGED BY FDOT | NHPP | \$261,001 |
| CONSTRUCTION / MANAGED BY FDOT | SL | \$2,286,228 |
| TOTAL | | \$2,547,229 |

Source: [FDOT District 7 Office 10-21- 21 Obligations Report](#)

Table 157: Funding Information for Item Number: 447536 3

| PHASE/AGENCY RESPONSIBLE | FUND CODE | 2021 |
|---|-----------|------------------|
| PRELIMINARY ENGINEERING / MANAGED BY FDOT | GFSA | \$365,992 |
| TOTAL | | \$365,992 |

Source: [FDOT District 7 Office 10-21- 21 Obligations Report](#)

MISCELLANEOUS

Table 158: Item Number: 437349 1

| DESCRIPTOR | PROJECT INFORMATION |
|--------------------------------|--|
| Item Number | 437349 1 |
| District | 07 |
| County | CITRUS |
| Roadway ID | |
| Type of Work | BIKE PATH/TRAIL |
| Lanes Exist / Improved / Added | 0 / 0 / 0 |
| Project Length | |
| SIS or Non-SIS | *NON-SIS* |
| Project Description | WITHLACOOCHEE-DUNNELLON TRAIL CONNECTOR FM N END WITHLA. TO S END DUNN |

Table 160: Item Number: 436711 1

| DESCRIPTOR | PROJECT INFORMATION |
|--------------------------------|--------------------------------------|
| Item Number | 436711 1 |
| District | 07 |
| County | HERNANDO |
| Roadway ID | |
| Type of Work | SIDEWALK |
| Lanes Exist / Improved / Added | 0 / 0 / 0 |
| Project Length | |
| SIS or Non-SIS | *NON-SIS* |
| Project Description | EXPLORER K8 SCHOOL VARIOUS LOCATIONS |

Table 159: Funding Information for Item Number: 437349 1

| PHASE/AGENCY RESPONSIBLE | FUND CODE | 2021 |
|--------------------------------|-----------|------------------|
| CONSTRUCTION / MANAGED BY FDOT | SA | \$500 |
| CONSTRUCTION / MANAGED BY FDOT | SN | \$407,547 |
| Total | | \$408,047 |

Source: FDOT District 7 Office 10-21-01 Obligations Report

Table 161: Funding Information for Item Number: 436711 1

| PHASE/AGENCY RESPONSIBLE | FUND CODE | 2021 |
|--|-----------|------------------|
| CONSTRUCTION / MANAGED BY FDOT | SA | \$5,131 |
| CONSTRUCTION / MANAGED BY HERNANDO COUNTY BOCC | SA | \$882,518 |
| CONSTRUCTION / MANAGED BY FDOT | TALL | -\$890 |
| Total | | \$886,759 |

Source: FDOT District 7 Office 10-21- 21 Obligations Report

Table 162: Item Number: 438747 5

| DESCRIPTOR | PROJECT INFORMATION |
|--------------------------------|-------------------------------|
| Item Number | 438747 5 |
| District | 07 |
| County | CITRUS |
| Roadway ID | |
| Type of Work | PLANNING MODELS/DATA UPDATE |
| Lanes Exist / Improved / Added | 0 / 0 / 0 |
| Project Length | |
| SIS or Non-SIS | *NON-SIS* |
| Project Description | CITRUS PLANNING MODEL STUDIES |

Table 164: Item Number: 438747 4

| DESCRIPTOR | PROJECT INFORMATION |
|--------------------------------|---------------------------------|
| Item Number | 438747 4 |
| District | 07 |
| County | HERNANDO |
| Roadway ID | |
| Type of Work | PLANNING MODELS/DATA UPDATE |
| Lanes Exist / Improved / Added | 0 / 0 / 0 |
| Project Length | |
| SIS or Non-SIS | *NON-SIS* |
| Project Description | HERNANDO PLANNING MODEL STUDIES |

Table 163: Funding Information for Item Number: 438747 5

| PHASE/AGENCY RESPONSIBLE | FUND CODE | 2021 |
|---|-----------|-----------------|
| PRELIMINARY ENGINEERING / MANAGED BY FDOT | SN | \$12,500 |
| Total | | \$12,500 |

Source: FDOT District 7 Office 10-21- 21 Obligations Report

Table 165: Funding Information for Item Number: 438747 4

| PHASE/AGENCY RESPONSIBLE | FUND CODE | 2021 |
|---|-----------|-----------------|
| PRELIMINARY ENGINEERING / MANAGED BY FDOT | SL | \$12,500 |
| Total | | \$12,500 |

Source: FDOT District 7 Office 10-21- 21 Obligations Report

Table 166: Item Number: 439335 2

| DESCRIPTOR | PROJECT INFORMATION |
|--------------------------------|---|
| Item Number | 439335 2 |
| District | 07 |
| County | HERNANDO |
| Roadway ID | |
| Type of Work | TRANSPORTATION PLANNING |
| Lanes Exist / Improved / Added | 0 / 0 / 0 |
| Project Length | |
| SIS or Non-SIS | *NON-SIS* |
| Project Description | HERNANDO/CITRUS FY 2018/2019-2019/2020 UPWP |

Table 168: Item Number: 439335 3

| DESCRIPTOR | PROJECT INFORMATION |
|--------------------------------|---|
| Item Number | 439335 3 |
| District | 07 |
| County | HERNANDO |
| Roadway ID | - |
| Type of Work | TRANSPORTATION PLANNING |
| Lanes Exist / Improved / Added | 0 / 0 / 0 |
| Project Length | |
| SIS or Non-SIS | *NON-SIS* |
| Project Description | HERNANDO/CITRUS FY 2020/2021-2021/2022 UPWP |

Table 167: Funding Information for Item Number: 439335 2

| PHASE/AGENCY RESPONSIBLE | FUND CODE | 2021 |
|--|-----------|-------------------|
| PRELIMINARY ENGINEERING / RESPONSIBLE AGENCY NOT AVAILABLE | PL | -\$826,639 |
| Total | | -\$826,639 |

Table 169: Funding Information for Item Number: 439335 3

| PHASE/AGENCY RESPONSIBLE | FUND CODE | 2021 |
|--|-----------|------------------|
| PRELIMINARY ENGINEERING / MANAGED BY HERNANDO COUNTY MPO | PL | \$502,824 |
| Total | | \$502,824 |

Source: [FDOT District 7 Office 10-21- 21 Obligations Report](#)

PLANNING

Table 170: Item Number: 438747 5

| DESCRIPTOR | PROJECT INFORMATION |
|--------------------------------|-------------------------------|
| Item Number | 438747 5 |
| District | 07 |
| County | CITRUS |
| Roadway ID | - |
| Type of Work | PLANNING MODELS/DATA UPDATE |
| Lanes Exist / Improved / Added | 0 / 0 / 0 |
| Project Length | 0 |
| SIS or Non-SIS | *NON-SIS* |
| Project Description | CITRUS PLANNING MODEL STUDIES |

Table 172: Item Number: 438747 4

| DESCRIPTOR | PROJECT INFORMATION |
|--------------------------------|---------------------------------|
| Item Number | 438747 4 |
| District | 07 |
| County | HERNANDO |
| Roadway ID | - |
| Type of Work | PLANNING MODELS/DATA UPDATE |
| Lanes Exist / Improved / Added | 0 / 0 / 0 |
| Project Length | 0 |
| SIS or Non-SIS | *NON-SIS* |
| Project Description | HERNANDO PLANNING MODEL STUDIES |

Table 171: Funding Information for Item Number: 438747 5

| PHASE/AGENCY RESPONSIBLE | FUND CODE | 2021 |
|---|-----------|-----------------|
| PRELIMINARY ENGINEERING / MANAGED BY FDOT | SN | \$12,500 |
| Total | | \$12,500 |

Source: FDOT District 7 Office 10-21-21 Obligations Report

Table 173: Funding Information for Item number: 438747 4

| PHASE/AGENCY RESPONSIBLE | FUND CODE | 2021 |
|---|-----------|-----------------|
| PRELIMINARY ENGINEERING / MANAGED BY FDOT | SL | \$12,500 |
| Total | | \$12,500 |

Source: FDOT District 7 Office 10-21-21 Obligations Report

Table 174: Item Number: 439335 2

| DESCRIPTOR | PROJECT INFORMATION |
|--------------------------------|---|
| Item Number | 439335 2 |
| District | 07 |
| County | HERNANDO |
| Roadway ID | - |
| Type of Work | TRANSPORTATION PLANNING |
| Lanes Exist / Improved / Added | 0 / 0 / 0 |
| Project Length | 0 |
| SIS or Non-SIS | *NON-SIS* |
| Project Description | HERNANDO/CITRUS FY 2018/2019-2019/2020 UPWP |

Table 176: Item Number: 439335 3

| DESCRIPTOR | PROJECT INFORMATION |
|--------------------------------|---|
| Item Number | 439335 3 |
| District | 07 |
| County | HERNANDO |
| Roadway ID | - |
| Type of Work | TRANSPORTATION PLANNING |
| Lanes Exist / Improved / Added | 0 / 0 / 0 |
| Project Length | 0 |
| SIS or Non-SIS | *NON-SIS* |
| Project Description | HERNANDO/CITRUS FY 2020/2021-2021/2022 UPWP |

Table 175: Funding Information for Item number: 439335 2

| PHASE/AGENCY RESPONSIBLE | FUND CODE | 2021 |
|--|-----------|-------------------|
| PRELIMINARY ENGINEERING / RESPONSIBLE AGENCY NOT AVAILABLE | PL | -\$826,639 |
| Total | | -\$826,639 |

Source: FDOT District 7 Office 10-21-21 Obligations Report

Table 177: Funding Information for Item number: 439335 3

| PHASE/AGENCY RESPONSIBLE | FUND CODE | 2021 |
|--|-----------|------------------|
| PRELIMINARY ENGINEERING / MANAGED BY HERNANDO COUNTY MPO | PL | \$502,824 |
| Total | | \$502,824 |

Source: FDOT District 7 Office 10-21- 21 Obligations Report

Table 178: 2021 Annual Obligated Funds, FDOT District 07 Hernando/Citrus MPO

| Group | Total 2021 \$ |
|------------------------------|---------------------|
| Highways | \$61,238,776 |
| Miscellaneous | \$995,991 |
| Planning | -\$298,815 |
| FDOT District 7 Total | \$61,935,952 |

Source: FDOT District 7 Office 10-21- 21 Obligations Report



APPENDIX G: LOCAL AGENCY CAPITAL IMPROVEMENT PROGRAMS

HERNANDO COUNTY CAPITAL IMPROVEMENT PROGRAM

The tables in this document are formatted for ADA compliance and appear different to the tables produced by Hernando County. The numbers for the projects have not been changed, only the format.

Table 179: Hernando County Capacity CIP Projects, by Project Number FY 2022-2027

| PRJ NO | PROJECT | NOTES | FY22 | FY23 | FY24 | FY25 | FY26 | FY27 | FY 2023-27 |
|--------|--|---|-------------|-------------|-----------|-------------|-------------|-------------|-------------|
| 100380 | Barclay Ave Multilaning | R/W (SR50 to Lucky) | \$1,200,000 | | | | | | \$0 |
| 100380 | Barclay Ave Multilaning | Design Update (Powell to N San An) | \$100,000 | | | | | | \$0 |
| 100380 | Barclay Ave Multilaning | R/W (Powell to N San An) On -hold | | \$750,000 | | | | | \$750,000 |
| 100380 | Barclay Ave Multilaning (Powell to N San An) | Construction | | \$6,600,000 | | | | | \$6,600,000 |
| 100380 | Barclay Ave Multilaning (SR50 to Lucky) | Construction | | \$1,480,000 | | | | | \$1,480,000 |
| 100380 | Barclay Ave Multilaning (San Antonio to Lucky) | Design (San Antonio to Lucky) | | | \$520,000 | | | | \$520,000 |
| 100380 | Barclay Ave Multilaning | Land Acquisition (San Antonio to Lucky) | | | | \$1,250,000 | | | \$1,250,000 |
| 100380 | Barclay Ave Multilaning | Land Acquisition (San Antonio to Lucky) | | | | | \$1,250,000 | | \$1,250,000 |
| 100380 | Barclay Ave Multilaning | Land Acquisition (San Antonio to Lucky) | | | | | | \$1,250,000 | \$1,250,000 |
| 105840 | SR50 Frontage Rd W of Mariner (Kadri to Evergreen) | Land Acquisition | | \$530,000 | | | | | \$530,000 |
| 105840 | SR50 Frontage Rd W of Mariner (Kadri to Evergreen) | Construction | | | \$423,500 | | | | \$423,500 |
| 105900 | Coastal Way Intersection Imp | Acquisition (anticipated land swap) | | | | | | | \$0 |
| 105900 | Coastal Way Intersection Imp | Construction | | \$650,000 | | | | | \$650,000 |
| 105930 | Star Rd Imp | Land Acquisition | | | | \$250,000 | | | \$250,000 |
| 105930 | Star Rd Imp | Land Acquisition | | | | | \$250,000 | | \$250,000 |
| 105930 | Star Rd Imp | Land Acquisition | | | | | | \$250,000 | \$250,000 |
| 105940 | Weeping Willow Rd Imp | Land Acquisition | | | | \$250,000 | | | \$250,000 |

| PRJ NO | PROJECT | NOTES | FY22 | FY23 | FY24 | FY25 | FY26 | FY27 | FY 2023-27 |
|--------|--|---------------------|--------------------|---------------------|--------------------|--------------------|--------------------|--------------------|---------------------|
| 105940 | Weeping Willow Rd Imp | Land Acquisition | | | | | \$250,000 | | \$250,000 |
| 105940 | Weeping Willow Rd Imp | Land Acquisition | | | | | | \$250,000 | \$250,000 |
| 109900 | Mariner W Frontage Rd (Evergreen Woods to Mariner) | Design | | \$129,000 | | | | | \$129,000 |
| 109900 | Mariner W Frontage Rd (Evergreen Woods to Mariner) | Land Acquisition | | \$345,000 | | | | | \$345,000 |
| 109900 | Mariner W Frontage Rd (Evergreen Woods to Mariner) | Construction | | | \$577,500 | | | | \$577,500 |
| 111817 | Anderson Snow/Corp Rdwy Signal Impr | Design | \$650,000 | | | | | | \$0 |
| 111956 | Westside Elementary School Road Imp | Design/Construction | | \$250,000 | | | | | \$250,000 |
| | | Total | \$1,950,000 | \$10,734,000 | \$1,521,000 | \$1,750,000 | \$1,750,000 | \$1,750,000 | \$17,505,000 |

Source: Hernando County Engineering Department May 2022

Table 180: Hernando County CIP Capital Other Projects by Project Number FY 2022-2027

| PRJ NO | PROJECT | NOTES | FY22 | FY23 | FY24 | FY25 | FY26 | FY27 | FY 2023-27 |
|--------|--|---------------------|------------------|--------------------|------------------|------------|------------|------------|--------------------|
| 105310 | DPW Building Security | Construction | \$250,000 | | | | | | \$0 |
| 111810 | Petit Lane Realignment (<i>bid w/Calienta project</i>) | Construction | | \$75,000 | | | | | \$75,000 |
| 111827 | Lark Av Culvert Slip Lining | Design/Construction | \$80,000 | | | | | | \$0 |
| 111828 | Emerson Rd Culvert Slip Lining | Design/Construction | \$60,000 | | | | | | \$0 |
| 111829 | Imogene Ln Culvert Slip Lining | Design/Construction | \$85,000 | | | | | | \$0 |
| 111892 | Emerson Road Paving & Shoulder Improvements | Design | | | \$100,000 | | | | \$100,000 |
| 111893 | Hayman Road Safety Upgrade | Design | | \$18,000 | | | | | \$18,000 |
| 111955 | Weeki Wachee High School Road Imp | Design/Construction | | \$4,000,000 | | | | | \$4,000,000 |
| | | Total | \$475,000 | \$4,093,000 | \$100,000 | \$0 | \$0 | \$0 | \$4,193,000 |

Source: Hernando County Engineering Department May 2022

Table 181: Hernando County CIP Grant Projects by Project Number FY 2022-2027

| PRJ NO | PROJECT | NOTES | FY22 | FY23 | FY24 | FY25 | FY26 | FY27 | FY 2023-27 |
|--------|---|---------------------------|--------------------|---------------------|--------------------|--------------------|------------------|------------------|---------------------|
| 110020 | W Landover SW LAP (Northcliffe to Elgin) | Construction | | \$682,147 | | | | | \$682,147 |
| 110030 | S Linden SW LAP (Spring Hill to County Line) | Design | \$92,610 | | | | | | \$0 |
| 110030 | S Linden SW LAP (Spring Hill to County Line) | Construction | | | \$774,840 | | | | \$774,840 |
| 110040 | Elgin Blvd SW LAP (Deltona to Mariner) | Construction | \$917,230 | | | | | | \$0 |
| 111140 | Calienta Stormwater/Rdwy Imp (RESTORE) | Construction | | \$2,400,000 | | | | | \$2,400,000 |
| 111150 | Cyril Bypass Rdwy | Construction | \$1,728,550 | | | | | | \$0 |
| 111260 | Lake Townson Boat Ramp Improvements | Construction | | \$550,000 | | | | | \$550,000 |
| 111270 | Eastside Elem LAP (Raley from SR 50 to Roper) | Design | \$238,996 | | | | | | \$0 |
| 111270 | Eastside Elem LAP (Raley from SR 50 to Roper) | Construction | | | \$266,860 | | | | \$266,860 |
| 111280 | Freeport/Fox Chapel MS LAP (Freeport from Deltona to Nr | Design | \$269,555 | | | | | | \$0 |
| 111280 | Fox Chapel MS LAP (Freeport from Dltna to Nrthclf) | Construction | | | \$539,460 | | | | \$539,460 |
| 111670 | Fort Dade (Cobb-Ponce DeLeon) | Construction | \$157,679 | | | | | | \$0 |
| 111670 | Fort Dade (Cobb-Ponce DeLeon) | Construction | \$437,037 | | | | | | \$0 |
| 111816 | Ridge Manor (Umbrella/Top/Tombstone/Kedrone/Facul | Construction | | \$708,758 | | | | | \$708,758 |
| 111817 | Anderson Snow/Corp Rdwy Inters Improv | Construction | | \$1,923,975 | | | | | \$1,923,975 |
| 111817 | Anderson Snow/Corp Rdwy Inters Improv | Construction | | \$5,246,925 | | | | | \$5,246,925 |
| 111822 | Artificial Reef Program | Construction & Monitoring | | | | \$1,000,000 | | | \$1,000,000 |
| 111822 | Artificial Reef Program | Construction & Monitoring | | | | | \$500,000 | | \$500,000 |
| 111822 | Artificial Reef Program | Construction & Monitoring | \$80,605 | | | | | \$500,000 | \$500,000 |
| 111892 | Emerson Road Paving & Shoulder Improvements | Construction | | | | \$250,000 | | | \$250,000 |
| 111892 | Emerson Road Paving & Shoulder Improvements | Construction | | | | \$1,050,000 | | | \$1,050,000 |
| 111893 | Hayman Road Safety Upgrade | Construction | | | \$102,000 | | | | \$102,000 |
| 111893 | Hayman Road Safety Upgrade | Construction | | | \$365,000 | | | | \$365,000 |
| | Culbreath Road Resurfacing (Powell to Cty Line; 4.2 mi) | Construction | | \$593,495 | | | | | \$593,495 |
| | Culbreath Road Resurfacing (Powell to Cty Line; 4.2 mi) | Construction | | \$1,330,460 | | | | | \$1,330,460 |
| | | Total | \$3,922,262 | \$13,435,760 | \$2,048,160 | \$2,300,000 | \$500,000 | \$500,000 | \$18,783,920 |

Source: Hernando County Engineering Department May 2022

Table 182: Hernando County CIP MSBU Projects by Project Number FY 2022-2027

| PRJ NO | PROJECT | NOTES | FY22 | FY23 | FY24 | FY25 | FY26 | FY27 | FY 2023-27 |
|--------|------------------|---------------------|------------------|--------------------|--------------------|--------------------|--------------------|--------------------|--------------------|
| 111940 | Milgate Court | Design/Construction | \$114,000 | | | | | | \$0 |
| 111945 | Warbler Road | Construction | \$160,000 | | | | | | \$0 |
| 201969 | Blackberry Court | Construction | \$40,000 | | | | | | \$0 |
| TBD | TBD | Design/Construction | | \$1,000,000 | \$1,000,000 | \$1,000,000 | \$1,000,000 | \$1,000,000 | \$5,000,000 |
| | | Total | \$314,000 | \$1,000,000 | \$1,000,000 | \$1,000,000 | \$1,000,000 | \$1,000,000 | \$5,000,000 |

Source: Hernando County Engineering Department May 2022

Table 183: Hernando County CIP Pavement Management - Collector Projects by Project Number FY 2022-2027

| PRJ NO | PROJECT | NOTES | FY22 | FY23 | FY24 | FY25 | FY26 | FY27 | FY 2023-27 |
|--------|---|---------------------------------|-----------|-------------|-------------|-------------|------|------|-------------|
| 108240 | MLK Blvd | Design/Construction | | | | \$475,000 | | | \$475,000 |
| 108290 | Culbreath Rd (Powell to Pasco) | Design | | \$500,000 | | | | | \$500,000 |
| 108290 | Culbreath Rd (Powell to Pasco) | Construction | | \$2,200,000 | | | | | \$2,200,000 |
| 109750 | Cobb Rd (SR50 to Ponce DeLeon/US98) | Design | \$150,000 | | | | | | \$0 |
| 109750 | Cobb Rd (Fort Dade to Ponce DeLeon) | Construction | | \$2,800,000 | | | | | \$2,800,000 |
| 109780 | Croom Rd (US41 to Jacobson) | Construction (Safety Edge only) | | \$300,000 | | | | | \$300,000 |
| 109790 | Thrasher Ave (US19-Mellon) | Design/Construction | | | | \$650,000 | | | \$650,000 |
| 109800 | Thrasher Ave (Mellon to Pomp) | Design/Construction | | | | \$650,000 | | | \$650,000 |
| 109880 | Croom Rd (Jacobson-Withrow) | Design/Construction | | \$1,200,000 | | | | | \$1,200,000 |
| 109910 | Lake Lindsey Resurface Phase 4 | Design | | \$154,000 | | | | | \$154,000 |
| 109910 | Lake Lindsey Resurface Phase 4 | Construction | | | \$1,386,000 | | | | \$1,386,000 |
| 111650 | Fort Dade (Citrus Way-Cobb) | Design | | \$50,000 | | | | | \$50,000 |
| 111650 | Fort Dade (Citrus Way-Cobb) | Construction | | | \$1,200,000 | | | | \$1,200,000 |
| 111690 | Grove Road (SR50-Ken Austin Pkw/pvmt end) | Design | | | \$250,000 | | | | \$250,000 |
| 111690 | Grove Road (SR50-Ken Austin Pkw/pvmt end) | Construction | | | | \$1,250,000 | | | \$1,250,000 |
| 111700 | Powell Road (US41-Emerson) | Design | | | \$250,000 | | | | \$250,000 |
| 111700 | Powell Road (US41-Emerson) | Design | | | | \$1,650,000 | | | \$1,650,000 |
| 111710 | Sunshine Grove (Hexam-Centralia) | Design/Construction | | | \$1,200,000 | | | | \$1,200,000 |

| PRJ NO | PROJECT | NOTES | FY22 | FY23 | FY24 | FY25 | FY26 | FY27 | FY 2023-27 |
|--------|--|---------------------|------------------|--------------------|--------------------|--------------------|--------------------|--------------------|---------------------|
| 111946 | Powell Road (California to Suncoast Pkwy) | Design/Construction | | \$575,000 | | | | | \$575,000 |
| 111947 | Landover Blvd Phase 1 (Mariner N to Elgin) | Design/Construction | | \$800,000 | | | | | \$800,000 |
| 111948 | Landover Blvd Phase 2 (Elgin to Mariner S) | Design/Construction | | | \$1,200,000 | | | | \$1,200,000 |
| 111949 | Landover Blvd Phase 3 (Mariner S - Northcliff) | Design/Construction | | | | \$500,000 | | | \$500,000 |
| 111951 | Spring Hill Drive Phase 1 (US19 to Deltona) | Design | | | \$230,000 | | | | \$230,000 |
| 111951 | Spring Hill Drive Phase 1 (US19 to Deltona) | Construction | | | \$2,070,000 | | | | \$2,070,000 |
| 111952 | Spring Hill Drive Phase 2 (Deltona to Mariner) | Design | | | | \$230,000 | | | \$230,000 |
| 111952 | Spring Hill Drive Phase 2 (Deltona to Mariner) | Construction | | | | \$2,070,000 | | | \$2,070,000 |
| 111953 | Spring Hill Drive Phase 3 (Mariner to E Linden) | Design | | | | | \$230,000 | | \$230,000 |
| 111953 | Spring Hill Drive Phase 3 (Mariner to E Linden) | Construction | | | | | \$2,070,000 | | \$2,070,000 |
| 111954 | Spring Hill Drive Phase 4 (E Linden to Barclay) | Design | | | | | | \$230,000 | \$230,000 |
| 111954 | Spring Hill Drive Phase 4 (E Linden to Barclay) | Construction | | | | | | \$2,070,000 | \$2,070,000 |
| TBD | Spring Hill Drive Phase 5 (Barclay to California) | Design | | | | | | | \$0 |
| TBD | Spring Hill Drive Phase 5 (Barclay to California) | Construction | | | | | | | \$0 |
| TBD | Spring Hill Drive Phase 6 (California to US41/Broad) | Design | | | | | | | \$0 |
| TBD | Spring Hill Drive Phase 6 (California to US41/Broad) | Construction | | | | | | | \$0 |
| | | Total | \$150,000 | \$8,579,000 | \$7,786,000 | \$7,475,000 | \$2,300,000 | \$2,300,000 | \$28,440,000 |

Source: Hernando County Engineering Department May 2022

Table 184: Hernando County CIP Pavement Management - Residential Projects by Project Number FY 2022-2027

| PRJ NO | PROJECT | NOTES | FY22 | FY23 | FY24 | FY25 | FY26 | FY27 | FY 2023-27 |
|--------|---------------|---------------------|-----------|------|------|-----------|------|------|------------|
| 108380 | Endsley Rd | Design/Construction | \$577,500 | | | | | | \$0 |
| 108410 | Redfox Ln | Design/Construction | | | | \$135,000 | | | \$135,000 |
| 108420 | Lambeth Rd | Design/Construction | \$145,000 | | | | | | \$0 |
| 108440 | Hope Hill Rd | Design/Construction | \$320,000 | | | | | | \$0 |
| 109710 | Ranchette Rd | Design/Construction | \$196,000 | | | | | | \$0 |
| 109720 | Cassandra Way | Design/Construction | \$115,000 | | | | | | \$0 |

| PRJ NO | PROJECT | NOTES | FY22 | FY23 | FY24 | FY25 | FY26 | FY27 | FY 2023-27 |
|--------|---------------------|---------------------|--------------------|--------------------|--------------------|------------------|------------|------------|--------------------|
| 109730 | Pocahontas Dr | Design/Construction | \$54,400 | | | | | | \$0 |
| 109740 | Cimarron Way | Design/Construction | \$38,000 | | | | | | \$0 |
| 109760 | Garden Grove | Design/Construction | | \$630,000 | | | | | \$630,000 |
| 109770 | Spring Hill Area 4B | Design/Construction | | \$1,300,000 | | | | | \$1,300,000 |
| 111720 | Lakewood Area | Design/Construction | | | \$1,800,000 | | | | \$1,800,000 |
| 111730 | Spring Hill Area 4C | Design/Construction | | | \$2,500,000 | | | | \$2,500,000 |
| 111890 | Wildflower Drive | Design/Construction | | | | \$81,000 | | | \$81,000 |
| 111891 | Country Oak Drive | Design/Construction | | | | \$116,000 | | | \$116,000 |
| | | Total | \$1,445,900 | \$1,930,000 | \$4,300,000 | \$332,000 | \$0 | \$0 | \$6,562,000 |

Source: Hernando County Engineering Department May 2022

Table 185: Hernando County CIP Signal System Projects by Project Number FY 2022-2027

| PRJ NO | PROJECT | NOTES | FY22 | FY23 | FY24 | FY25 | FY26 | FY27 | FY 2023-27 |
|--------|--|---------------------|-----------|-----------|-----------|------|------|------|------------|
| 106020 | Fiber Optic-SR50 (Wiscon-Cobb) | Design/Construction | | | \$598,380 | | | | \$598380 |
| 106040 | Fiber Optic-Northcliffe (Deltona-Explorer) | Design | | \$152,000 | | | | | \$152000 |
| 106040 | Fiber Optic-Northcliffe (Deltona-Explorer) | Construction | | | \$823,000 | | | | \$823000 |
| 109840 | Fiber Optic-Spring Hill Dr(Mariner-Coronado) | Design | | \$31,000 | | | | | \$31000 |
| 109840 | Fiber Optic-Spring Hill Dr(Mariner-Coronado) | Construction | | \$107,000 | | | | | \$107000 |
| 109860 | Mariner @ Landover S Signal Upgrade | Design | | \$125,000 | | | | | \$125000 |
| 109860 | Mariner @ Landover S Signal Upgrade | Construction | | \$495,000 | | | | | \$495000 |
| 109870 | Elgin @ Mariner Signage/Markings Upgrade | Construction | | \$80,000 | | | | | \$80000 |
| 109890 | SZ-Challenger K-8 | Construction | \$78,060 | | | | | | \$0 |
| 109890 | SZ-Deltona ES | Construction | \$24,920 | | | | | | \$0 |
| 109890 | SZ-DS Parrott MS | Construction | \$19,170 | | | | | | \$0 |
| 109890 | SZ-Eastside ES | Construction | \$28,830 | | | | | | \$0 |
| 110180 | SZ-Spring Hill ES | Construction | \$152,360 | | | | | | \$0 |
| 110190 | SZ-Brooksville ES/HHS | Construction | \$127,630 | | | | | | \$0 |
| 110200 | SZ-Chocachatti/Nature Coast (Const w/Powell #NEW | Construction | | \$87,333 | | | | | \$87333 |
| 110210 | SZ-Pine Grv/WHMS/CHS | Construction | \$65,310 | | | | | | \$0 |

| PRJ NO | PROJECT | NOTES | FY22 | FY23 | FY24 | FY25 | FY26 | FY27 | FY 2023-27 |
|--------|---|---------------------|------------------|------------------|------------------|------------|------------|------------|------------------|
| 110220 | SZ-Explorer K-8 | Construction | \$209,820 | | | | | | \$0 |
| 110230 | SZ-Fox Chapel MS LAP (Freeport from Dltna to Nrthclf) | Construction | \$59,300 | | | | | | \$0 |
| 110240 | SZ-Springstead HS | Construction | \$99,590 | | | | | | \$0 |
| 110250 | SZ-Suncoast ES | Construction | \$25,750 | | | | | | \$0 |
| 110250 | SZ-Westside ES | Construction | \$22,890 | | | | | | \$0 |
| 110250 | SZ-Winding Waters K-8/Weeki Wachee HS | Construction | \$40,480 | | | | | | \$0 |
| 110260 | SZ-JD Floyd ES | Construction | \$80,370 | | | | | | \$0 |
| 110260 | SZ-Moton ES | Construction | \$19,220 | | | | | | \$0 |
| 111809 | Evergreen Woods @ SR50 Signalization Improv | Construction | \$1,000,000 | | | | | | \$0 |
| 111889 | SR50 @ Cortez Oaks Signal Relocation | Construction | \$1,435,000 | | | | | | \$0 |
| 111932 | SZ-Powell MS | Construction | \$184,500 | | | | | | \$0 |
| 111950 | County Line @ Linden Signalization | Design/Construction | | \$750,000 | | | | | \$750000 |
| 500107 | Traffic Signal Timing - Spring Hill Dr (Waterfall-US19) | Contract | | \$50,000 | | | | | \$50000 |
| 500111 | Traffic Signal Timing - Elgin (Barclay to Mariner) | Contract | | \$40,000 | | | | | \$40000 |
| | | Total | \$3673200 | \$1917333 | \$1421380 | \$0 | \$0 | \$0 | \$3338713 |

Source: Hernando County Engineering Department May 2022

Table 186: Hernando County CIP Stormwater Projects by Project Number FY 2022-2027

| PRJ NO | PROJECT | NOTES | FY22 | FY23 | FY24 | FY25 | FY26 | FY27 | FY 2023-27 |
|--------|---|-------------------|-----------|-------------|-------------|------|------|------|-------------|
| 106220 | South Brooksville BMP-2 Drainage Improvements | Design | | \$100,000 | | | | | \$100,000 |
| 106220 | South Brooksville BMP-2 Drainage Improvements | Construction | | | \$1,000,000 | | | | \$1,000,000 |
| 108510 | Culbreath Rd@ Carr Creek Flood Imp | Acquisition | \$100,000 | | | | | | \$0 |
| 108510 | Culbreath Rd@ Carr Creek Flood Imp | Construction | | \$2,500,000 | | | | | \$2,500,000 |
| 109520 | WW Springs BMP-Kirkwood Ave Stormwater Retrofit | Construction PH 2 | \$152,380 | | | | | | \$0 |
| 109550 | WW Springs BMP-Geranium Ave Stormwater Retrofit | Construction PH 2 | \$337,030 | | | | | | \$0 |
| 109570 | WW Springs BMP-Northcliffe Blvd Stormwater Retrofit | Construction PH 2 | \$214,230 | | | | | | \$0 |
| 109590 | Coronado/Little Farms Stormwater Retrofit | Construction | \$200,000 | | | | | | \$0 |
| 109850 | Cobblestone @ Spring Hill Drainage Improv | Design | | \$63,000 | | | | | \$63,000 |
| 109850 | Cobblestone @ Spring Hill Drainage Improv | Construction | | | \$500,000 | | | | \$500,000 |

| PRJ NO | PROJECT | NOTES | FY22 | FY23 | FY24 | FY25 | FY26 | FY27 | FY 2023-27 |
|--------|--|--------------|--------------------|--------------------|--------------------|------------|------------|------------|--------------------|
| 110080 | Powell Rd Stormwater Improvements | Construction | | \$100,000 | | | | | \$100,000 |
| 111140 | Calienta Stormwater/Rdwy Imp | Acquisition | \$75,000 | | | | | | \$0 |
| 111812 | Lehigh Avenue Drainage Improvements | Design | | \$20,000 | | | | | \$20,000 |
| 111812 | Lehigh Avenue Drainage Improvements | Acquisition | | \$250,000 | | | | | \$250,000 |
| 111812 | Lehigh Avenue Drainage Improvements | Construction | | | \$200,000 | | | | \$200,000 |
| 111813 | Peck Sink Drainage Improvements Phase I | Construction | | | \$400,000 | | | | \$400,000 |
| 111814 | Peck Sink Drainage Improvements Phase II | Design | | \$100,000 | | | | | \$100,000 |
| 111814 | Peck Sink Drainage Improvements Phase II | Construction | | | \$1,100,000 | | | | \$1,100,000 |
| 111939 | Highpoint Gardens Drainage Improvements | Demolition | \$25,000 | | | | | | \$0 |
| | | Total | \$1,103,640 | \$3,133,000 | \$3,200,000 | \$0 | \$0 | \$0 | \$6,333,000 |

Source: Hernando County Engineering Department May 2022

Table 187: Hernando County CIP Surface Treatment Projects by Project Number FY 2022-2027

| PRJ NO | PROJECT | NOTES | FY22 | FY23 | FY24 | FY25 | FY26 | FY27 | FY 2023-27 |
|--------|--|---------------------|------------------|--------------------|------------------|------------|------------|------------|--------------------|
| 110850 | English Sparrow | Design/Construction | \$382,500 | | | | | | \$0 |
| 110930 | Eskimo Curlew | Design/Construction | \$196,860 | | | | | | \$0 |
| 110950 | Nodoc | Design/Construction | | \$340,000 | | | | | \$340,000 |
| 110960 | Glenchester | Design/Construction | | \$629,000 | | | | | \$629,000 |
| 110970 | Emerald | Design/Construction | | \$303,450 | | | | | \$303,450 |
| 110980 | Chimney Rock | Design/Construction | | \$535,500 | | | | | \$535,500 |
| 110990 | Benes Roush | Design/Construction | | \$330,225 | | | | | \$330,225 |
| 111000 | Arbor | Design/Construction | | \$250,750 | | | | | \$250,750 |
| 111010 | San Antonio | Design/Construction | | | \$340,000 | | | | \$340,000 |
| 111816 | Ridge Manor (Umbrella/Top / Tombstone / Kedrone / Faculty) | Design | \$18,000 | | | | | | \$0 |
| | | Total | \$597,360 | \$2,388,925 | \$340,000 | \$0 | \$0 | \$0 | \$2,728,925 |

Source: Hernando County Engineering Department May 2022

CITRUS COUNTY CAPITAL IMPROVEMENT PROGRAM FY 2023-2027

Table 188: Citrus County CIP Funding Sources

| FUNDING SOURCE | FY 22/23 | FY 23/24 | FY 24/25 | FY 25/26 | FY 26/27 | TOTALS |
|----------------|---------------------|---------------------|---------------------|---------------------|---------------------|---------------------|
| Gas Taxes | \$12,731,199 | \$12,074,474 | \$13,401,601 | \$11,865,195 | \$9,806,665 | \$59,879,134 |
| Impact Fees | \$500,000 | - | - | - | - | \$500,000 |
| Grants | \$1,459,284 | \$1,670,945 | \$3,000,000 | \$1,222,702 | \$3,100,000 | \$10,452,931 |
| Loan | - | - | - | - | - | - |
| Other | - | - | - | - | - | - |
| TOTAL | \$14,690,483 | \$13,745,419 | \$16,401,601 | \$13,087,897 | \$12,906,665 | \$70,832,065 |

Source: Citrus County Engineering Department April 2022

Table 189: Citrus County Expenditures

| EXPENDITURES | FY 22/23 | FY 23/24 | FY 24/25 | FY 25/26 | FY 26/27 | TOTALS |
|-----------------|---------------------|---------------------|---------------------|---------------------|---------------------|---------------------|
| Planning/Design | \$130,000 | - | \$165,000 | - | - | \$295,000 |
| Land | - | - | \$60,000 | - | - | \$60,000 |
| Construction | \$9,766,283 | \$8,950,719 | \$11,380,001 | \$8,293,297 | \$11,046,665 | \$49,436,965 |
| Equipment | - | - | - | - | - | - |
| Debt Service | \$2,934,200 | \$2,934,700 | \$2,936,600 | \$2,934,600 | | \$11,740,100 |
| Other | \$1,860,000 | \$1,860,000 | \$1,860,000 | \$1,860,000 | \$1,860,000 | \$9,300,000 |
| TOTAL | \$14,690,483 | \$13,745,419 | \$16,401,601 | \$13,087,897 | \$12,906,665 | \$70,832,065 |

Source: Citrus County Engineering Department April 2022

Table 190: Citrus County Capital Improvement Projects

| PROJECT | FY 22/23 | FY 23/24 | FY 24/25 | FY 25/26 | FY 26/27 | Totals |
|---|-------------|-------------|-------------|-------------|-------------|--------------|
| Annual Road Resurfacing Program | \$6,000,000 | \$6,000,000 | \$6,000,000 | \$6,000,000 | \$6,000,000 | \$30,000,000 |
| Bridge Repair Program | \$50,000 | \$50,000 | \$50,000 | \$50,000 | \$50,000 | \$250,000 |
| Re-Marking/Striping Existing County Roads | \$300,000 | \$300,000 | \$300,000 | \$300,000 | \$300,000 | \$1,500,000 |
| Intersection Improvements | \$50,000 | \$50,000 | \$50,000 | \$50,000 | \$50,000 | \$250,000 |
| Gas Tax Funding - Road Maintenance | \$1,700,000 | \$1,700,000 | \$1,700,000 | \$1,700,000 | \$1,700,000 | \$8,500,000 |
| 2015 Transportation Bonds | \$733,700 | \$735,100 | \$735,700 | \$735,500 | - | \$2,940,000 |

| PROJECT | FY 22/23 | FY 23/24 | FY 24/25 | FY 25/26 | FY 26/27 | Totals |
|---|---------------------|---------------------|---------------------|---------------------|---------------------|---------------------|
| Gas Tax Funding - Transit Operations | \$160,000 | \$160,000 | \$160,000 | \$160,000 | \$160,000 | \$800,000 |
| CR 491 Next Phase Road Widening | - | - | - | - | - | - |
| W. Yulee Dr. - Resurfacing - SCOP | - | - | - | - | - | - |
| E. Withlacoochee Trail - Resurfacing - SCOP | - | - | - | - | - | - |
| E Turner Camp Rd - Resurfacing - SCOP | - | - | - | - | - | - |
| E. Trails End Rd Resurfacing SCOP | \$849,508 | - | - | - | - | \$849,508 |
| E. Withlacoochee Trail - Resurfacing - SCOP | \$1,290,775 | - | - | - | - | \$1,290,775 |
| N. Dunkenfield Ave - Resurfacing - SCOP | - | \$2,450,719 | - | - | - | \$2,450,719 |
| W. Mustang Blvd. -Resurfacing -SCOP | - | - | \$712,990 | - | - | \$712,990 |
| N. Deltona Blvd - Resurfacing - SCOP | - | - | \$508,561 | - | - | \$508,561 |
| E. Turner Camp Rd. – Resurfacing - SCOP | - | - | \$3,178,450 | - | - | \$3,178,450 |
| CR 491 & Hampshire Blvd Turn Lanes | - | - | \$705,000 | - | - | \$705,000 |
| Turner Camp Road Guardrail Replacement | - | - | - | - | - | - |
| Stovall Building - Additional Parking | \$500,000 | - | - | - | - | \$500,000 |
| S. Apopka - Pavement Marking | - | - | - | - | - | - |
| 2020 Transportation Bonds | \$2,200,500 | \$2,199,600 | \$2,200,900 | \$2,199,100 | - | \$8,800,100 |
| S. Apopka Ave. - Resurfacing - SCOP | - | - | - | \$1,793,297 | - | \$1,793,297 |
| Path & Sidewalk Facility / Improvement | \$100,000 | \$100,000 | \$100,000 | \$100,000 | \$100,000 | \$500,000 |
| Ft. Island Trail - Dixie Shores Guardrail Replacement | \$386,000 | - | - | - | - | \$386,000 |
| CR 470 - Resurfacing - SCOP | - | - | - | - | \$4,546,665 | \$4,546,665 |
| C.C. Detention Facility - Resurface Parking Areas | \$200,000 | - | - | - | - | \$200,000 |
| Hernando Beach Boat/Park Resurface | \$110,000 | - | - | - | - | \$110,000 |
| Engineering Services | \$60,000 | - | - | - | - | \$60,000 |
| Total | \$14,690,483 | \$13,745,419 | \$16,401,601 | \$13,087,897 | \$12,906,665 | \$70,832,065 |

Source: Citrus County Engineering Department April 2022

CITY OF BROOKSVILLE CAPITAL IMPROVEMENTS PROGRAM FY 2023-2027

Table 191: City of Brooksville Development/CRA Capital Improvement Projects FY2022-2026 & Unscheduled

| PROJECT NUMBER | PROJECT | STATUS | FUNDING SOURCE | 2022/2023 | 2023/2024 | 2024/2025 | 2025/2026 | UNSCHEDULED |
|----------------|---|----------|-----------------------|-----------------|-----------------|-----------------|-----------------|------------------|
| 615-01 | ADA Assessment/Pedestrian Access Study | | Tax Increment | \$10,000 | \$0 | \$0 | \$0 | \$0 |
| 615-02 | Commercial Exterior Grants & Downtown Beautiful Program | On Going | Tax Increment | \$60,000 | \$60,000 | \$60,000 | \$60,000 | \$0 |
| 615-03 | 2nd Phase Streetscap/Traffic Calming Improvements | | FDOT/ Tax Increment | \$0 | \$0 | \$0 | \$0 | \$150,000 |
| 615-04 | Bike Facilities and Connection to Good Nieghbor Trailhead | | Tax Increment | \$10,000 | \$10,000 | \$0 | \$0 | \$0 |
| 615-05 | Parking Improvement Plan | | Tax Increment | \$0 | \$20,000 | \$0 | \$0 | \$0 |
| 615-06 | Brownfields Grant | Started | EPA Award (\$300,000) | \$0 | \$0 | \$0 | \$0 | \$0 |
| 615-07 | Pick Up Truck (Code Enforcement) | Started | General Fund | \$0 | \$0 | \$0 | \$0 | \$0 |
| | Infrastructure Systems Repair & Replacement (Streets, Sewer, Water, Fire Protection, and Electric | | Tax Increment | | | | | |
| | Stormwater Enhacement (Repair & Replacement) | | Tax Increment | | | | | |
| | Preparation & Publication of RFQ/RFP Revising & Adoption 2013 CRA Plan | | Tax Increment | | | | | |
| | Development/CRA Totals | | | \$80,000 | \$90,000 | \$60,000 | \$60,000 | \$150,000 |

Table 192: City of Brooksville Streets and Drainage Capital Improvement Projects FY2022-2026 & Unscheduled

| PROJECT NUMBER | PROJECT | STATUS | FUNDING SOURCE | 2022/2023 | 2023/2024 | 2024/2025 | 2025/2026 | UNSCHEDULED |
|----------------|------------------------------------|----------|-----------------------------|--------------------|------------------|------------------|------------------|-------------|
| 019-01 | East Avenue Drainage | | Funds 107 and 108 | \$0 | \$0 | \$0 | \$0 | \$0 |
| 019-02 | North Avenue Sidewalk | | Local Option Gas Tax/Grants | \$290,000 | \$0 | \$0 | \$0 | \$0 |
| 019-03 | Milling/Resurface Program | On Going | Funds 107 and 108 | \$615,000 | \$615,000 | \$615,000 | \$615,000 | \$0 |
| 019-08 | Spider Excavator | | Funds 107 and 108 | \$300,000 | \$0 | \$0 | \$0 | \$0 |
| 019-09 | Tractor with Mounted Boom Mower | | Funds 107 and 108 | \$100,000 | \$0 | \$0 | \$0 | \$0 |
| | Streets and Drainage Totals | | | \$1,305,000 | \$615,000 | \$615,000 | \$615,000 | \$0 |

Table 193: City of Brooksville DPW Building and Facilities Capital Improvement Projects FY2022-2026 & Unscheduled

| PROJECT NUMBER | PROJECT | STATUS | FUNDING SOURCE | 2022/2023 | 2023/2024 | 2024/2025 | 2025/2026 | UNSCHEDULED |
|----------------|---|---------|------------------------------|------------------|-----------------|-----------------|------------|-------------|
| 028-02 | City Hall Parking Lot - Repaving | | General Fund | \$0 | \$0 | \$80,000 | \$0 | \$0 |
| 028-03 | City Hall 1st & 2nd Floor Carpet | | General Fund | \$10,000 | \$0 | \$0 | \$0 | \$0 |
| 028-04 | ECI Parking Lot - Reseal and Restripe | | General Fund | \$0 | \$0 | \$5,000 | \$0 | \$0 |
| 028-05 | ECI - Interior Painting | | General Fund/Fund 139 | \$0 | \$15,000 | \$0 | \$0 | \$0 |
| 028-06 | City Hall 2nd Floor Restrooms Renovation | | General Fund | \$20,000 | \$0 | \$0 | \$0 | \$0 |
| 028-07 | ECI - Exterior Painting | | General Fund/Fund 139 | \$0 | \$25,000 | \$0 | \$0 | \$0 |
| 028-09 | DPW - Fleet Motor Pool Structure | | Funds 501 | \$150,000 | \$0 | \$0 | \$0 | \$0 |
| 028-10 | DPW Interior Flooring - Restroom Remodel | | Funds 001, 108, 401, and 403 | \$30,000 | \$0 | \$0 | \$0 | \$0 |
| 028-11 | DPW Office - Exterior Painting | | Funds 001, 108, 401, and 403 | \$50,000 | \$0 | \$0 | \$0 | \$0 |
| 028-12 | Re-Roof Jerome Brown Center | | General Fund | \$75,000 | \$0 | \$0 | \$0 | \$0 |
| 028-17 | JBCC Parking Lot Repairs/Repaving | Started | General Fund | \$0 | \$0 | \$0 | \$0 | \$0 |
| 028-20 | Russell Street Bridge Rebuild | | General Fund | \$40,000 | \$0 | \$0 | \$0 | \$0 |
| 028-21 | District I Roof Repair and Replacement | | General Fund | \$0 | \$0 | \$0 | \$0 | \$0 |
| | DPW Buildings and Facilities Total | | | \$375,000 | \$40,000 | \$85,000 | \$0 | \$0 |

CITY OF INVERNESS CAPITAL IMPROVEMENTS PROGRAM FY 2023-2027

Table 194: City of Inverness Capital Improvement Projects FY2023-2027

| PROJECT | FY 22/23 | FY 23/24 | FY 24/25 | FY 25/26 | FY 26/27 | TOTALS |
|-----------------------|--------------------|------------------|------------------|------------------|------------------|--------------------|
| Road Resurfacing | \$400,000 | \$500,000 | \$500,000 | \$500,000 | \$500,000 | \$2,400,000 |
| Sidewalk Improvements | \$30,000 | \$30,000 | \$30,000 | \$30,000 | \$30,000 | \$150,000 |
| W. Inverness Trail | \$2,000,000 | \$0 | \$0 | \$0 | \$0 | \$2,000,000 |
| Total | \$2,430,000 | \$530,000 | \$530,000 | \$530,000 | \$530,000 | \$4,550,000 |

Source: City of Inverness May 2022



APPENDIX H: TRANSIT NEEDS

HERNANDO COUNTY TRANSIT SYSTEM CIP

Table 195: Hernando County Transit Capital Projects FY 2023-2027

| PROJECT NAME | FY 2023 | FY 2024 | FY 2025 | FY 2026 | FY 2027 | 5-YEAR TOTAL |
|---|--------------------|--------------------|--------------------|--------------------|--------------------|---------------------|
| Bus Stop ADA Improvements (Design/Engineering/Construction) | \$200,000 | \$500,000 | \$200,000 | \$500,000 | \$200,000 | \$1,600,000 |
| Replace DR/ADA Paratransit Vans | \$300,000 | \$200,000 | | | \$200,000 | \$700,000 |
| Replace Fixed-Route Heavy Duty Transit Vehicles | \$940,000 | \$940,000 | \$940,000 | \$940,000 | \$940,000 | \$4,700,000 |
| Purchase Fixed-Route Vehicle (Ridge Manor Connector) | | \$470,000 | | | | \$470,000 |
| Transit Preventative Maintenance (Capital) | \$436,000 | \$440,360 | \$444,764 | \$449,211 | \$453,703 | \$2,224,038 |
| Project Administration | \$307,128 | \$316,342 | \$325,832 | \$335,607 | \$345,675 | \$1,630,584 |
| Transit Shelters & Amenities (Design/Construction) | \$120,000 | | \$40,000 | | | \$160,000 |
| Acquire Eligible Transit Equipment | \$18,000 | \$30,000 | \$100,000 | \$60,000 | \$60,000 | \$268,000 |
| Replace Transit Administrative Vehicle | \$55,000 | | | | | \$55,000 |
| Transfer Facility | | | \$1,000,000 | | \$2,000,000 | \$3,000,000 |
| Total Capital | \$2,376,128 | \$2,896,702 | \$3,050,596 | \$2,284,818 | \$4,199,379 | \$14,807,622 |

Table 196: Herando County Transit Capital Projects Funding Sources FY2023-2027

| FUNDING SOURCES | FY 2023 | FY 2024 | FY 2025 | FY 2026 | FY 2027 | 5-YEAR TOTAL |
|------------------------------|--------------------|--------------------|--------------------|--------------------|--------------------|---------------------|
| Federal Grant - Section 5307 | \$2,376,128 | \$2,426,702 | \$2,050,596 | \$2,284,818 | \$2,199,379 | \$11,337,622 |
| Federal Grant - Section 5339 | | \$470,000 | | | | \$470,000 |
| Local | | | \$1,000,000 | | \$2,000,000 | \$3,000,000 |
| Total | \$2,376,128 | \$2,896,702 | \$3,050,596 | \$2,284,818 | \$4,199,379 | \$14,807,622 |

Table 197: Hernando County Transit Operating Expenses FY2023-2027

| FUNDING SOURCES: | FY 2023 | FY 2024 | FY 2025 | FY 2026 | FY 2027 | 5-YEAR TOTAL |
|----------------------------------|--------------------|--------------------|--------------------|--------------------|--------------------|---------------------|
| Federal Grant - Section 5307 | \$1,703,984 | \$1,755,104 | \$1,807,757 | \$1,861,989 | \$1,917,849 | \$9,046,682 |
| Federal Grant - Section 5311 | \$254,099 | \$261,722 | \$269,574 | \$277,661 | \$285,991 | \$1,349,046 |
| State Block Grant | \$166,833 | \$171,838 | \$176,993 | \$182,303 | \$187,772 | \$885,739 |
| Local (Farebox & Program Income) | \$159,200 | \$160,792 | \$162,400 | \$164,024 | \$165,664 | \$812,080 |
| Local (Match) | \$401,432 | \$413,475 | \$425,879 | \$438,656 | \$451,815 | \$2,131,257 |
| Total Operating | \$2,685,548 | \$2,762,930 | \$2,842,603 | \$2,924,633 | \$3,009,091 | \$14,224,805 |

**Note: Operating Expenses include: Fuel, Contract Services, Travel, Communications, Preventative Maintenance (Non-Capital), Legal Notices, Postage, Uncapitalized Equipment, Communications, Safety and Security, General Eligible Transit Operating Expenses*

Table 198: Hernando County Transit Total Transit and Capital Operating Expenses FY 2023-2027

| YEAR | FY 2023 | FY 2024 | FY 2025 | FY 2026 | FY 2027 | 5-YEAR TOTAL |
|------------------------------------|----------------|----------------|----------------|----------------|----------------|---------------------|
| Total Capital and Operating Budget | \$5,061,676 | \$5,659,632 | \$5,893,198 | \$5,209,451 | \$7,208,470 | \$29,032,427 |



CITRUS COUNTY TRANSIT CIP

Project Number: GF1993-05

Project Description: FY 2021/2022 project is based on the purchase of 3 passenger wheelchair accessible buses. All vehicles are ordered through the Florida Department of Transportation (FDOT) approved vendors and meet the FDOT criteria for replacement. FY 2021/2022 through FY 2025/2026 projects will replace 18 Para transit and Deviated Fixed Route buses. FDOT recommends replacement of buses after 150,000 miles and/or five (5) years, whichever comes first. The demand for Paratransit services and the increased demand of the Deviated Fixed Route service is the main factor in meeting the 150,000 miles per vehicle requirement in a shorter period than the 5 years criteria.

Project Duration: Ongoing

CIE Requirement: No

Master Plan: Yes

Table 199: Citrus County Transit CIP Project Number GF1993-05, Funding Source by Fiscal Year (2022/23 – 2026/27)

| FUNDING SOURCE | FY 22/23 | FY 23/24 | FY 24/25 | FY 25/26 | FY 26/27 | TOTALS |
|----------------|------------------|------------------|------------------|------------------|------------------|--------------------|
| Taxes | - | \$67,000 | \$67,000 | \$67,000 | \$67,000 | \$268,000 |
| Impact Fees | - | - | - | - | - | - |
| Grants | \$667,000 | \$600,000 | \$600,000 | \$600,000 | \$600,000 | \$3,067,000 |
| Loan | - | - | - | - | - | - |
| Other | - | - | - | - | - | - |
| Total | \$667,000 | \$667,000 | \$667,000 | \$667,000 | \$667,000 | \$3,335,000 |

Source: Citrus County Transit, April 2022

Table 200: Citrus County Transit CIP Project Number GF1993-05 Expenditures by Fiscal Year (2022/23 – 2026/27)

| Expenditures | FY 22/23 | FY 23/24 | FY 24/25 | FY 25/26 | FY 26/27 | Totals |
|-----------------|------------------|------------------|------------------|------------------|------------------|--------------------|
| Planning/Design | - | - | - | - | - | - |
| Land | - | - | - | - | - | - |
| Construction | - | - | - | - | - | - |
| Equipment | \$667,000 | \$667,000 | \$667,000 | \$667,000 | \$667,000 | \$3,335,000 |
| Debt Service | - | - | - | - | - | - |
| Other | - | - | - | - | - | - |
| Total | \$667,000 | \$667,000 | \$667,000 | \$667,000 | \$667,000 | \$3,335,000 |

Source: Citrus County Transit, April 2022

Project Number: GF2019-02

Project Description: The Lecanto Fuel site was originally constructed in 2009. The fuel site serves all BOCC which includes Citrus County Transit and Citrus County Fire Rescue. It has served as a fueling station during natural disasters and has aided the Citrus County Sheriff's Office. The proposed expansion of the existing Lecanto Fuel site would be to accommodate another 30K gallons Unleaded and 30K gallons Diesel.

At the December 14, 2021, BOCC meeting the board approved an application for FTA funding of 42% of the total project (\$1,008,000). This is the percentage of fuel used by Transit Services. The remaining balance of \$1,392,000 will be the County's portion with \$500,000 previously allocated and \$892,000 requested in the 2022/2023 budget.

Project History: Insufficient fuel capacity for current usage and storm planning.

Project Duration: 2019-2024

CIE Requirement: No

Master Plan: No

Table 200: Citrus County Transit CIP Project Number GF2019-02, Funding Source by Fiscal Year (2022/23 – 2026/27)

| FUNDING SOURCE | FY 22/23 | FY 23/24 | FY 24/25 | FY 25/26 | FY 26/27 | TOTALS |
|----------------|--------------------|----------|----------|----------|----------|--------------------|
| Taxes | \$892,000 | | | | | \$892,000 |
| Impact Fees | \$0 | | | | | \$0 |
| Grants | \$1,008,000 | | | | | \$1,008,000 |
| Loan | \$0 | | | | | \$0 |
| Other | \$0 | | | | | \$0 |
| Total | \$1,900,000 | | | | | \$1,900,000 |

Source: Citrus County Transit, April 2022

Table 201: Citrus County Transit CIP Project Number GF2019-02, Expenditures by Fiscal Year (2022/23 – 2026/27)

| EXPENDITURES | FY 22/23 | FY 23/24 | FY 24/25 | FY 25/26 | FY 26/27 | TOTALS |
|-----------------|--------------------|----------|----------|----------|----------|--------------------|
| Planning/Design | \$0 | | | | | \$0 |
| Land | \$0 | | | | | \$0 |
| Construction | \$1,700,000 | | | | | \$1,700,000 |
| Equipment | \$0 | | | | | \$0 |
| Debt Service | \$0 | | | | | \$0 |
| Other | \$200,000 | | | | | \$0 |
| Total | \$1,900,000 | | | | | \$1,700,000 |

Source: Citrus County Transit, April 2022

Page blank for printing purposes

APPENDIX I: TRANSPORTATION DISADVANTAGED FIVE YEAR WORK PROGRAMS

Table 203: Citrus County Transportation Disadvantaged Five Year Work Program Funds by Project Description FY 2023-2027

| PROJECT DESCRIPTION | 2023 | 2024 | 2025 | 2026 | 2027 |
|--|--------------------|--------------------|--------------------|--------------------|--------------------|
| Section 5311 Capital for fixed route | \$0 | \$0 | \$0 | \$0 | \$0 |
| Section 5311 - Operating/Administration | \$249,546 | \$218,223 | \$200,522 | \$177,519 | \$247,772 |
| CTD Trip and Equipment | \$566,547 | \$566,547 | \$572,000 | \$577,000 | \$582,000 |
| CTD Innovative Service Development Grant | \$0 | \$0 | \$0 | \$0 | \$0 |
| State Block Grant (5311/5307 match) | \$310,212 | \$319,518 | \$329,104 | \$329,104 | \$350,000 |
| Total | \$1,126,305 | \$1,104,288 | \$1,101,626 | \$1,083,623 | \$1,179,772 |

Source: Citrus County Transit, April 2022

Table 204: Hernando County Transportation Disadvantaged Five Year Work Program Funds by Project Description FY 2023-2027

| PROJECT DESCRIPTION | 2023 | 2024 | 2025 | 2026 | 2027 |
|--|--------------------|--------------------|--------------------|--------------------|--------------------|
| Section 5311 | \$250,000 | \$250,000 | \$250,000 | \$250,000 | 250,000 |
| Section 5310 | \$375,000 | \$375,000 | \$375,000 | \$375,000 | 375,000 |
| CTD Trip & Equipment | \$800,000 | \$825,000 | \$800,000 | \$800,000 | 750,000 |
| CTD Innovative Service Development Grant | \$0 | \$0 | \$0 | \$240,000 | 200,000 |
| Shirley Conroy | \$0 | \$132,000 | \$0 | \$132,000 | \$0 |
| TOTALS | \$1,425,000 | \$1,582,000 | \$1,425,000 | \$1,797,000 | \$1,575,000 |

Source: MidFlorida Community Services, May 2022

Page blank for printing purposes

APPENDIX J: FDOT REVIEW COMMENTS FOR THE DRAFT TIP FY 2023-2027

TRANSPORTATION IMPROVEMENT PROGRAM

Review Checklist

TRANSPORTATION IMPROVEMENT PROGRAM (TIP) REVIEW CHECKLIST

The following TIP Review Checklist is provided to assist in the review of the TIP. This Review Checklist is to be completed and included in the MPO's final TIP Document.

Comments should be categorized as:

Editorial: Comments may be addressed by MPO, but would not affect approval of the document, i.e., grammatical, spelling and other related errors.

Enhancement: Comments may be addressed by MPO, but would not affect approval of the document, i.e., improve the quality of the document and the understanding for the public (improving graphics, re-packaging of the document, use of plain language, reformatting for clarity, removing redundant language).

Critical: Comment MUST be addressed to meet minimum state and federal requirements to obtain approval. The reviewer must clearly identify the applicable state or federal policies, regulations, guidance, procedures or statutes that the document does not conform with.

If a question is categorized, a comment must be included. In addition, if a question is answered with "no", a comment must also be included. Once the checklist is finalized, please share as a PDF.

| | | | |
|-----------|----------------------------|------------------------|------------------|
| MPO: | Hernando-Citrus MPO | Fiscal Years included: | 2023-2027 |
| Review #: | 1 | Date of Review: | 5/19/2022 |
| | | Reviewed by: | SM |

TIP Format & Content

| | |
|---|---|
| Does the cover page include the MPO name, address correct fiscal years, and provide a location to add the date of adoption? | Yes <input checked="" type="checkbox"/> No <input type="checkbox"/> |
| No comment Click here to enter comments | Page Numbers: Cover Page |
| | Click here to enter notes |
| Does the Table of Contents show the title of each section with correct page number? | Yes <input checked="" type="checkbox"/> No <input type="checkbox"/> |
| No comment Click here to enter comments | Page Numbers: v-vi |
| | Click here to enter notes |
| Does TIP include an endorsement that it was developed following state and federal requirements and include date of official MPO approval? This would be an MPO resolution or signed signature block on cover. | Yes <input checked="" type="checkbox"/> No <input type="checkbox"/> |
| No comment Click here to enter comments | Page Numbers: xv |
| | Click here to enter notes |
| Does TIP include a list of definitions, abbreviations, funding and phase codes and acronyms? | Yes <input checked="" type="checkbox"/> No <input type="checkbox"/> |
| No comment Click here to enter comments | Page Numbers: 11-22 |
| | Clicker here to enter notes |

TRANSPORTATION IMPROVEMENT PROGRAM

Review Checklist

TIP Narrative

| | |
|---|---|
| Does the TIP begin with a statement of purpose (provide a prioritization of projects covering a five-year period that is consistent with LRTP, contains all transportation projects MPA funded with FHWA & FTA funds and regionally significant projects regardless of funding source)? [23 C.F.R. 450.326(a)]; [49 U.S.C. Chapter 53] | Yes <input checked="" type="checkbox"/> No <input type="checkbox"/> |
| <i>Enhancement</i> Please correct the following from page 1: The TIP also contains all transportation Project within the designated metropolitan planning area to be funded through 23 U.S.C. C.F.R. and 49 U.S.C. Chapter 53 and includes all regionally significant Project regardless of funding source. Click here to enter notes | Page Numbers: 1 |
| Was the TIP developed by MPO in cooperation with the state and public transit operator, who provided the MPO with estimates of available Federal and State funds for the MPO to develop the financial plan? [s. 339.175(8) F.S.]; [23 C.F.R. 450.326(a)] | Yes <input checked="" type="checkbox"/> No <input type="checkbox"/> |
| <i>Enhancement</i> I believe 23 CFR. 450.324(a) should be switched to 23 CFR 450.326(a) in the second paragraph of the Financial Plan. Click here to enter notes | Page Numbers: 1 |
| Does the TIP demonstrate that there are sufficient funds (federal, state, local and private) to implement proposed transportation system improvements, identifies any innovative financing techniques through comparison of revenues and costs for each year? It is recommended that the TIP include a table(s) that compares the funding sources and amounts, by year to the total project costs. [23 C.F.R. 450.326(k)]; [23 C.F.R. 450.326(j)]; [s. 339.175(8)(c)(3) F.S]. | Yes <input checked="" type="checkbox"/> No <input type="checkbox"/> |
| <i>No comment</i> Click here to enter comments. Click her to enter notes | Page Numbers: 59 |
| Does the TIP describe project selection process and state that it is consistent with the federal requirements in 23 C.F.R 450.332(b) and for non-TMA MPOs 23 C.F.R. 450.332(c)? | Yes <input type="checkbox"/> No <input type="checkbox"/> |
| <i>No comment</i> Need to state that project selection process is consistent with 23 CFR 450.332(c). This needs to be changed on page 2. Click here to enter notes | Page Numbers: 2-4 |
| Does the TIP identify the MPO's criteria and process for prioritizing implementation of the transportation plan elements (including multimodal tradeoffs) for inclusion in the TIP and explain any changes in priorities from the previous TIP? The MPO's TIP project priorities must be consistent with the LRTP. [23 C.F.R 450.326(n)(1)] | Yes <input checked="" type="checkbox"/> No <input type="checkbox"/> |
| <i>No comment</i> Click here to enter comments Click here to enter notes | Page Numbers: 3 |
| Does the TIP describe how projects are consistent with MPO's LRTP and to the extent feasible, with port and aviation masterplans, public transit development plans, and approved local government comprehensive plans for those local governments located within the MPO area? [s. 339.175(8)(a) F.S.] For consistency guidance, see Section 1. Florida LRTP Amendment Thresholds. | Yes <input checked="" type="checkbox"/> No <input type="checkbox"/> |
| <i>No comment</i> Click here to enter comments Click here to enter notes | Page Numbers: 2-3 |
| Does the TIP cross reference projects with corresponding LRTP projects, when appropriate? [s. 339.175(8)(c)(7) F.S.] | Yes <input checked="" type="checkbox"/> No <input type="checkbox"/> |
| <i>No comment</i> Click here to enter comments Click here to enter notes | Page Numbers: 64-106 |

TRANSPORTATION IMPROVEMENT PROGRAM

Review Checklist

Does the TIP include the FDOT Annual List of Obligated Projects or a link? The annual listing is located for download [HERE](#). [23 C.F.R. 450.334]; [s.339.175(8)(h), F.S.]

Yes No

Page Numbers: 107-121

[No comment](#)

[Click here to enter comments](#)

[Click here to enter notes](#)

Was the TIP developed with input from the public? [23 C.F.R. 450.316]; [23 C.F.R. 450.326(b)]; The document should outline techniques used to reach citizens (flyers, websites, meeting notices, billboards, etc.)

Yes No

Page Numbers: 8

[No comment](#)

[Click here to enter comments](#)

[Click here to enter notes](#)

If applicable, does the TIP discuss the MPO's current FDOT annual certification and past FHWA/FTA quadrennial certification? MPO should include anticipated date of next FHWA/FTA quadrennial certification.

Yes No

N/A

Page Numbers: 8

[No comment](#)

[Click here to enter comments](#)

[Click here to enter notes](#)

Does the TIP discuss of the congestion management process? All MPOs are required to have a congestion management process that provides for the effective management and operation of new and existing facilities using travel demand reduction and operational management strategies. S 339.175(6)(c)(1), F.S.

Yes No

Page Numbers: 8-9

[No comment](#)

[Click here to enter comments](#)

[Click here to enter notes](#)

Does the TIP discuss Transportation Disadvantaged (TD) services developed and a description of costs and revenues from TD services, as well as a list of improvements funded with TD funds? [s.427.015(1) F.S. AND 41-2.009(2) F.A.C.

Yes No

Page Numbers: 9, 145

[No comment](#)

[Click here to enter comments](#)

[Click here to enter notes](#)

Does the TIP discuss how, once implemented, the MPO will make progress toward achieving the performance targets for:

- ✓ Safety performance measures
- ✓ System performance measures
- ✓ Bridge performance measures
- ✓ Pavement performance measures
- ✓ State asset management plan
 - Including risk to off-system facilities during emergency events (if applicable)
- ✓ State freight plan

Yes No

If the MPO incorporated the Performance Measures Template directly or adapted it to suit their need, they will have met requirements. [23.C.F.R 450.326(c)]

*On page 41, last paragraph, please remove the duplicated language. **Duplication removed***

Critical

On page 51, the last sentence of the 3rd paragraph down is missing examples. Add language specific to the MPO's consideration of transit safety in the TIP project selection process, including criteria consistent with the transit safety performance measures. If applicable, note

Page Numbers: 27-51

TRANSPORTATION IMPROVEMENT PROGRAM

Review Checklist

any data-driven analyses, performance-based elements, linkages to goals established in the LRTP, etc.] [Section updated to include examples](#)

[Click here to enter notes](#)

Does the TIP discuss anticipated effect of achieving the performance targets identified in the LRTP, linking investment priorities to those performance targets for:

- ✓ Safety performance measures
- ✓ System performance measures
- ✓ Bridge performance measures
- ✓ Pavement performance measures
- ✓ State asset management plan
- ✓ State freight plan

Yes No

If the MPO incorporated the Performance Measures Template directly or adapted it to suit their need, they will have met requirements. [23.C.F.R 450.326(d)]

No comment [Click here to enter comments](#)

Page Numbers: 27-51

[Click here to enter notes](#)

Detail Project Listing for Five Fiscal Years

Does each project in the TIP document shall include the following information?

- ✓ Sufficient description of project (type of work, termini, and length)
- ✓ Financial Project Number (FPN)
- ✓ Estimated total project cost and year anticipated funding
- ✓ **Page number or identification number where project can be found in LRTP (spot check)**
- ✓ Category of Federal Funds and source(s) of non-Federal Funds
- ✓ FTA section number included in project title or description

Yes No

Page 63, 257165-3 has the LRTP 2045 LRTP Reference as "OBJECTIVE 3; GOAL 3; OBJECTIVES 4 & 7." What goal is being referenced in regard to OBJECTIVE 3? [Goal was added](#)

Critical

Page 88, Transportation projects has the LRTP 2045 Reference as "GOALS: 1-6" does this mean it includes all of the objectives? [YES, note added to include objectives](#)

Page Numbers: 63-106

Page 93, 432997-1 has the LRTP 2045 Reference as "GOAL 2, POLICY 2; GOAL 6, OBJECTIVE 1." Should the word POLICY be corrected to OBJECTIVE? [YES, UPDATED ACCORDINGLY](#)

What is the green and yellow highlighting used on the tables for?
[Intended to distinguish between Hernando and Citrus County](#)

TIP Review

[Click here to enter notes](#)

Did the MPO upload the document into the MPO Document Portal for review by District staff, Office of Policy Planning, Florida Commission for the Transportation Disadvantaged, Department of Economic Opportunity, FTA, & FHWA?

Yes No

No comment [Click here to enter comments](#)

Page Numbers:

[Click here to enter notes](#)

TRANSPORTATION IMPROVEMENT PROGRAM

Review Checklist

TRANSPORTATION IMPROVEMENT PROGRAM (TIP) REVIEW CHECKLIST

The following TIP Review Checklist is provided to assist in the review of the TIP. This Review Checklist is to be completed and included in the MPO's final TIP Document.

Comments should be categorized as:

Editorial: Comments may be addressed by MPO, but would not affect approval of the document, i.e., grammatical, spelling and other related errors.

Enhancement: Comments may be addressed by MPO, but would not affect approval of the document, i.e., improve the quality of the document and the understanding for the public (improving graphics, re-packaging of the document, use of plain language, reformatting for clarity, removing redundant language).

Critical: Comment MUST be addressed to meet minimum state and federal requirements to obtain approval. The reviewer must clearly identify the applicable state or federal policies, regulations, guidance, procedures or statutes that the document does not conform with.

If a question is categorized, a comment must be included. In addition, if a question is answered with "no", a comment must also be included. Once the checklist is finalized, please share as a PDF.

| | | | |
|-----------|----------------------------|------------------------|-------------------|
| MPO: | Hernando-Citrus MPO | Fiscal Years included: | 2023-2027 |
| Review #: | 2 | Date of Review: | 06/01/2022 |
| | | Reviewed by: | SM |

TIP Format & Content

Does the cover page include the MPO name, address correct fiscal years, and provide a location to add the date of adoption? Yes No

[No comment](#) [Click here to enter comments](#)

[Click here to enter notes](#)

Page Numbers:
Cover Page

Does the Table of Contents show the title of each section with correct page number? Yes No

[No comment](#) [Click here to enter comments](#)

[Click here to enter notes](#)

Page Numbers: v-
vi

Does TIP include an endorsement that it was developed following state and federal requirements and include date of official MPO approval? This would be an MPO resolution or signed signature block on cover. Yes No

[No comment](#) [Click here to enter comments](#)

[Click here to enter notes](#)

Page Numbers: xv

Does TIP include a list of definitions, abbreviations, funding and phase codes and acronyms? Yes No

[No comment](#) [Click here to enter comments](#)

[Clicker here to enter notes](#)

Page Numbers: 11-
22

TRANSPORTATION IMPROVEMENT PROGRAM

Review Checklist

TIP Narrative

| | | |
|--|---|-----------------------------|
| Does the TIP begin with a statement of purpose (provide a prioritization of projects covering a five-year period that is consistent with LRTP, contains all transportation projects MPA funded with FHWA & FTA funds and regionally significant projects regardless of funding source)? [23 C.F.R. 450.326(a)]; [49 U.S.C. Chapter 53] | Yes <input checked="" type="checkbox"/> | No <input type="checkbox"/> |
| <p><i>Critical</i> Under "Project Selection", Paragraph 2 needs to include language about the Bipartisan Infrastructure Law, as well as FAST ACT. Below is what Pasco County is using: "The contents of this TIP were developed consistent with requirements from the most recent Federal transportation authorizing legislation known as the "Bipartisan Infrastructure Law" (BIL) which was enacted in November 2021. This act was the successor to the "Fixing America's Surface Transportation Act" (FAST Act) passed in 2015. Based on the fact sheet produced by the Federal Highway Administration, the FAST Act added two planning factors which sought to improve the resiliency and reliability of the transportation system, (1) reduce or mitigate storm water impacts of surface transportation and (2) enhance travel and tourism. The BIL also retains many of the planning requirements and programs from the already established FAST Act requirements for highway, transit, pedestrian, and bike programs and policies initially established in 1991 through the Intermodal Surface Transportation Efficiency Act (ISTEA)." The noted language was added on page 2</p> <p>Click here to enter notes</p> | | Page Numbers: 2 |
| Was the TIP developed by MPO in cooperation with the state and public transit operator, who provided the MPO with estimates of available Federal and State funds for the MPO to develop the financial plan? [s. 339.175(8) F.S.]; [23 C.F.R. 450.326(a)] | Yes <input checked="" type="checkbox"/> | No <input type="checkbox"/> |
| <p><i>Critical</i> 2nd Paragraph of Financial Plan: I believe 23 CFR. 450.324(a) should be switched to 23 CFR 450.326(a) in the second paragraph of the Financial Plan. The typo was corrected</p> <p>Click here to enter notes</p> | | Page Numbers: 1 |
| Does the TIP demonstrate that there are sufficient funds (federal, state, local and private) to implement proposed transportation system improvements, identifies any innovative financing techniques through comparison of revenues and costs for each year? It is recommended that the TIP include a table(s) that compares the funding sources and amounts, by year to the total project costs. [23 C.F.R. 450.326(k)]; [23 C.F.R. 450.326(j)]; [s. 339.175(8)(c)(3) F.S]. | Yes <input checked="" type="checkbox"/> | No <input type="checkbox"/> |
| <p><i>No comment</i> Click here to enter comments.</p> <p>Click her to enter notes</p> | | Page Numbers: 59 |
| Does the TIP describe project selection process and state that it is consistent with the federal requirements in 23 C.F.R 450.332(b) and for non-TMA MPOs 23 C.F.R. 450.332(c)? | Yes <input type="checkbox"/> | No <input type="checkbox"/> |
| <p><i>Critical</i> Need to state that project selection process is consistent with 23 CFR 450.332(c). This needs to be changed on page 2. Corrected reference to 23 CFR 450.332(b) (for non TMA)</p> <p>Click here to enter notes</p> | | Page Numbers: 2-4 |
| Does the TIP identify the MPO's criteria and process for prioritizing implementation of the transportation plan elements (including multimodal tradeoffs) for inclusion in the TIP and explain any changes in priorities from the previous TIP? The MPO's TIP project priorities must be consistent with the LRTP. [23 C.F.R 450.326(n)(1)] | Yes <input checked="" type="checkbox"/> | No <input type="checkbox"/> |
| <p><i>No comment</i> Click here to enter comments</p> <p>Click here to enter notes</p> | | Page Numbers: 3 |
| Does the TIP describe how projects are consistent with MPO's LRTP and to the extent feasible, with port and aviation masterplans, public transit development plans, and approved local government comprehensive plans for those local governments located within the MPO area? [s. 339.175(8)(a) F.S.] For consistency guidance, see Section 1. Florida LRTP Amendment Thresholds. | Yes <input checked="" type="checkbox"/> | No <input type="checkbox"/> |

TRANSPORTATION IMPROVEMENT PROGRAM

Review Checklist

No comment

[Click here to enter comments](#)

Page Numbers: 2-3

[Click here to enter notes](#)

Does the TIP cross reference projects with corresponding LRTP projects, when appropriate? [s. 339.175(8)(c)(7) F.S.]

Yes No

Page Numbers: 64-106

No comment

[Click here to enter comments](#)

[Click here to enter notes](#)

Does the TIP include the FDOT Annual List of Obligated Projects or a link? The annual listing is located for download [HERE](#). [23 C.F.R. 450.334]; [s.339.175(8)(h), F.S.]

Yes No

Page Numbers: 107-121

No comment

[Click here to enter comments](#)

[Click here to enter notes](#)

Was the TIP developed with input from the public? [23 C.F.R. 450.316]; [23 C.F.R. 450.326(b)]; The document should outline techniques used to reach citizens (flyers, websites, meeting notices, billboards, etc.)

Yes No

Page Numbers: 8

No comment

[Click here to enter comments](#)

[Click here to enter notes](#)

If applicable, does the TIP discuss the MPO's current FDOT annual certification and past FHWA/FTA quadrennial certification? MPO should include anticipated date of next FHWA/FTA quadrennial certification.

Yes No

N/A

Page Numbers: 8

No comment

[Click here to enter comments](#)

[Click here to enter notes](#)

Does the TIP discuss of the congestion management process? All MPOs are required to have a congestion management process that provides for the effective management and operation of new and existing facilities using travel demand reduction and operational management strategies. S 339.175(6)(c)(1), F.S.

Yes No

Page Numbers: 8-9

No comment

[Click here to enter comments](#)

[Click here to enter notes](#)

Does the TIP discuss Transportation Disadvantaged (TD) services developed and a description of costs and revenues from TD services, as well as a list of improvements funded with TD funds? [s.427.015(1) F.S. AND 41-2.009(2) F.A.C.

Yes No

Page Numbers: 9, 145

No comment

[Click here to enter comments](#)

[Click here to enter notes](#)

Does the TIP discuss how, once implemented, the MPO will make progress toward achieving the performance targets for:

- ✓ Safety performance measures
- ✓ System performance measures
- ✓ Bridge performance measures
- ✓ Pavement performance measures
- ✓ State asset management plan
 - Including risk to off-system facilities during emergency events (if applicable)

Yes No

TRANSPORTATION IMPROVEMENT PROGRAM

Review Checklist

- ✓ State freight plan

If the MPO incorporated the Performance Measures Template directly or adapted it to suit their need, they will have met requirements. [23.C.F.R 450.326(c)]

[No comment](#)

[Click here to enter notes](#)

Page Numbers: 27-51

Does the TIP discuss anticipated effect of achieving the performance targets identified in the LRTP, linking investment priorities to those performance targets for:

- ✓ Safety performance measures
- ✓ System performance measures
- ✓ Bridge performance measures
- ✓ Pavement performance measures
- ✓ State asset management plan
- ✓ State freight plan

Yes No

If the MPO incorporated the Performance Measures Template directly or adapted it to suit their need, they will have met requirements. [23.C.F.R 450.326(d)]

[No comment](#)

[Click here to enter comments](#)

Page Numbers: 27-51

[Click here to enter notes](#)

Detail Project Listing for Five Fiscal Years

Does each project in the TIP document shall include the following information?

- ✓ Sufficient description of project (type of work, termini, and length)
- ✓ Financial Project Number (FPN)
- ✓ Estimated total project cost and year anticipated funding
- ✓ **Page number or identification number where project can be found in LRTP (spot check)**
- ✓ Category of Federal Funds and source(s) of non-Federal Funds
- ✓ FTA section number included in project title or description

Yes No

[No comment](#)

[Click here to enter notes](#)

Page Numbers: 63-106

TIP Review

Did the MPO upload the document into the MPO Document Portal for review by District staff, Office of Policy Planning, Florida Commission for the Transportation Disadvantaged, Department of Economic Opportunity, FTA, & FHWA?

Yes No

[No comment](#)

[Click here to enter comments](#)

Page Numbers:

[Click here to enter notes](#)