



TRANSPORTATION IMPROVEMENT PROGRAM

Fiscal Years 2024-2028

Adoption Date: June 1, 2023

Amendment Date: October 5, 2023

Amendment Date: November 2, 2023

Hernando/Citrus Metropolitan Planning Organization



Page blank for printing purposes

TRANSPORTATION IMPROVEMENT PROGRAM FISCAL YEARS 2024-2028

JULY 1, 2023 – JUNE 30, 2028

Adoption Date: June 1, 2023

Amendment Date: October 5, 2023

Amendment Date: November 2, 2023

Hernando/Citrus Metropolitan Planning Organization

Page blank for printing purposes

Hernando/Citrus Metropolitan Planning Organization
1661 Blaise Drive, Brooksville, Florida 34601

www.hernandocitrusmpo.us

The preparation of this report has been financed in part through grant[s] from the Federal Highway Administration and Federal Transit Administration, U.S. Department of Transportation, under the State Planning and Research Program, Section 505 [or Metropolitan Planning Program, Subpart C, Subsection 450.326 of Title 23, Code of Federal Regulations (CFR)]. The content of this report does not necessarily reflect the official views or policy of the U.S. Department of Transportation.

Page blank for printing purposes

Amended October 5, 2023

HERNANDO/CITRUS METROPOLITAN PLANNING ORGANIZATION (MPO) BOARD and DIRECTOR

Hernando County, Florida

Commissioner Jerry Campbell, Vice Chair
Commissioner Elizabeth Narverud
Commissioner John Allocco
Commissioner Steve Champion
Commissioner Brian Hawkins, Alternate

Citrus County, Florida

Commissioner Ruthie Davis Schlabach, Chair
Commissioner Jeff Kinnard
Commissioner Rebecca Bays, Alternate

City of Brooksville in Hernando County, Florida

Mayor Blake Bell
Council Member Christa Tanner, Alternate

City of Crystal River in Citrus County, Florida

Mayor Joe Meek
Council Member Robert Holmes, Alternate
Council Member Ken Brown, Alternate

City of Inverness in Citrus County, Florida

Council Member Cabot McBride
Council Member Jacquie Hepfer, Alternate

Hernando/Citrus MPO Executive Director

Robert M. Esposito

Florida Department of Transportation, Nonvoting Advisor

David Gwynn P.E., Secretary, District 7

Page blank for printing purposes

Contents

Purpose Statement	13
Public Participation Process in the 5-Year TIP	13
Project Selection Process	13
Consistency with the 2045 LRTP and MPO Area Plans	14
Amendments and Modifications to the 5-Year TIP	14
Performance Management	15
List of Priority Projects (LOPP) for Congestion Management and List of Priority Projects for Transportation Alternatives	16
Glossary of Terms, Abbreviations, Funding Types/Codes, and Acronyms	17
FDOT’s Tentative 5-Year Work Program Public Hearing	17
Regional Coordination Efforts	17
Summary of TIP Projects for Fiscal Year 2024 through Fiscal Year 2028	18
Projects on the Strategic Intermodal System (SIS).....	19
Non-Strategic Intermodal System (SIS) Projects	19
Annual Listing of Obligated Projects	20
FDOT/MPO Certifications	20
Congestion Management	20
Local Capital Improvement Programs (CIP)	20
5-Year Schedule of Capital Needs for Transit Systems	20
Transportation Disadvantaged Services	21
Appendix A: Index of TIP Amendments and Modifications Post Adoption.....	23
Appendix B: Performance Measures.....	27
Appendix C: List of Priority Projects as Approved by the MPO on June 1, 2023	55

Appendix D: Glossary of Terms, Abbreviations, Funding Types/Codes, and Acronyms..... 63

Appendix E: 5-Year Funded Projects 75

Appendix F: FDOT Annual Listing of Obligated Projects 2022..... 117

Appendix G: Local Agency Capital Improvement Programs..... 125

Appendix H: 5-Year Schedule of Capital Improvements for Transit Systems in Citrus and Hernando Counties 141

Appendix I: Transportation Disadvantaged 5-Year Work Programs 147

Appendix J: FDOT Review Comments for the Draft 5-YEAR TIP FY 2024-2028 153

Appendix K: Eastern Federal Lands Highway Division TIP FY 2024-FY 2028 Mid-Year Update 163

HERNANDO/CITRUS MPO ENDORSEMENT FOR ADOPTING THE TRANSPORTATION IMPROVEMENT PROGRAM


(FISCAL YEARS 2024 – 2028)

This document was prepared by the Hernando/Citrus Metropolitan Planning Organization (MPO) and is consistent with state and federal requirements, in cooperation with the Florida Department of Transportation (FDOT) District Seven Office, Hernando County Transportation Services, the Citrus County Engineering Division, the City of Brooksville, the City of Crystal River, and the City of Inverness. The Hernando/Citrus MPO, at its regular meeting on June 1, 2023, endorsed the Fiscal Year 2024 – Fiscal Year 2028 Hernando/Citrus Transportation Improvement Program (TIP).

Further, it is hereby certified that the planning process of the Hernando/Citrus Area Transportation Study is being carried on in conformance with the provisions of 23 CFR 450.332(b), 23 USC 134, and Chapter 339.175 F.S.

This certification determination is being made based on an in-depth review, utilizing a checklist provided by FDOT and covering all aspects of the transportation planning process in the Spring Hill Urbanized Area, the Homosassa Springs-Beverly Hills- Citrus Springs Urbanized Area, and the remainder of Hernando County and Citrus County.

Metropolitan Planning Organization Board – June 1, 2023



Ruthie Davis Schlabach
Chair

APPROVED AS TO FORM
AND LEGAL SUFFICIENCY

BY 
MPO Attorney Jon Jouben

Page blank for printing purposes

Purpose Statement

The purpose of the Transportation Improvement Program (TIP) is to identify transportation needs and priorities of the metropolitan planning area including regionally significant projects regardless of their funding source (23 USC and 49 USC, Chapter 53). The TIP demonstrates the process of prioritizing, selecting, and funding transportation projects in accordance with federal requirements of Title 23 CFR 450 and Title 49 CFR Chapter 53, as amended.

The Transportation Improvement Program (TIP) is a five-year (5-year) plan for the Hernando/Citrus Metropolitan area which encompasses Citrus and Hernando counties and the cities within their boundaries, i.e., City of Crystal River, City of Inverness, and the City of Brooksville, respectfully. The plan includes the multi-modal project improvements consistent with the Long-Range Transportation Plan (LRTP) and is updated annually.

The TIP is developed through a continuing, comprehensive, and coordinated effort with the Florida Department of Transportation (FDOT), Federal Transit Administration (FTA), Hernando/Citrus Metropolitan Planning Organization (MPO), and the public.

Public Participation Process in the 5-Year TIP

The adoption of the Transportation Improvement Program (TIP) of the Hernando/Citrus Metropolitan Planning Organization (MPO) is conducted pursuant to the Public Participation Plan (PPP) process which was updated December 15, 2022. The process includes the review and recommendation of the TIP by the MPO's public committees, i.e., the Technical Advisory Committee (TAC), Citizens Advisory Committee (CAC) and the Bicycle/Pedestrian Advisory Committee (BPAC). The MPO Board will review and approve the TIP and provide it to the Florida Department of Transportation pursuant to law (Chapter 339.175 (8)). The MPO committees reviewed the Draft FY 2323/2024 – FY 2027/2028 TIP on May 24, 2023. The Draft TIP for FY 2024 – FY 2028 was posted on the MPO's website for a 30-day public review comment period beginning May 1, 2023.

Project Selection Process

The federally funded projects included within this TIP were selected in accordance with Title 23, CFR 450.332(b). The project selection process involves the FDOT, FHWA, FTA, the Hernando/Citrus MPO, the Local Public Transit Agencies, Community Transportation Coordinators (CTCs), and the municipalities within the MPO's urbanized area. Projects funded by Title 23 and Title 49 funds and all regionally significant projects in this TIP reflect Year of Expenditure (YOE) costs based on the year in which funding is anticipated to be available consistent with the requirements of 23 CFR Part 450.326(a) and Chapter 339.175(8), F.S.

The contents of this TIP were developed consistent with requirements from the most recent federal transportation authorizing legislation known as the Infrastructure Investment and Jobs Act (IIJA) also known as the "Bipartisan Infrastructure Law" (BIL) which was signed into law on November 15, 2021. This act was the successor to the "Fixing America's Surface Transportation Act" (FAST Act) passed in 2015. Based on the fact sheet produced by the Federal Highway Administration, the FAST Act added two planning factors which sought to

improve the resiliency and reliability of the transportation system; (1) reduce or mitigate storm water impacts of surface transportation and (2) enhance travel and tourism. The BIL also retains many of the planning requirements and programs from the already established FAST Act requirements for highway, transit, pedestrian, and bike programs and policies initially established in 1991 through the Intermodal Surface Transportation Efficiency Act (ISTEA).

Consistency with the 2045 LRTP and MPO Area Plans

The adopted Hernando/Citrus TIP is consistent with the following Federal Highway Administration (FHWA) and Federal Transit Administration (FTA) work program development requirements:

- Only major categories of federal and state funding are included within the TIP.
- The federally funded projects within the TIP have been reviewed and found to be consistent with the MPO priorities as determined through the project selection process.
- The projects selected for the Hernando/Citrus TIP are consistent with:
 - FDOT's 5-Year Work Program and Strategic Intermodal System (SIS) Plan
 - The Brooksville-Tampa Bay Regional, Crystal River, and Inverness Airport Master Plans
 - Hernando/Citrus MPO 2045 Long-Range Transportation Plan
 - Hernando County Transit Development Plan
 - Citrus County Transit Development Plan
 - Transportation Disadvantaged Service Plans (TDSP) for both Hernando County and Citrus County
 - Hernando County Comprehensive Plan
 - Citrus County Comprehensive Plan
 - City of Brooksville Comprehensive Plan
 - City of Crystal River Comprehensive Plan
 - City of Inverness Comprehensive Plan

Amendments and Modifications to the 5-Year TIP

Amendments to the Transportation Improvement Program

An amendment is a revision to a TIP or STIP that involves a major change to a project in a TIP or STIP, including addition or deletion of a project, a major change in project cost, project phase initiation dates, or a major change in design concept or design scope (i.e., changing project termini or the number of through traffic lanes). [23 CFR 450.104] An amendment requires public review and comment, demonstration of financial constraint, or a conformity determination, if applicable. TIP Amendment requests are made by the District to the MPO and require MPO Board approval. TIP Amendments being brought before the MPO Board that affect projects in the first three years of the TIP must be approved by the MPO Board with a recorded roll call vote of a majority of the membership present. [Chapter 339.175, F.S.]. TIP modifications or amendments will be processed through the MPO Document Portal, which then notifies the appropriate agency contacts for review. Amendments to the TIP after adoption will be reflected in the index in Appendix A.

Modifications to the Transportation Improvement Program

An administrative modification is a minor revision to a TIP that includes minor changes to project/project phase costs, minor changes to funding sources of previously included projects, and minor changes to project/project phase initiation dates. An administrative modification does not require public review and comment, redemonstration of fiscal constraint, or a conformity determination, if applicable. [23 CFR 450.104]. Modifications to the TIP after adoption will be reflected in the index in Appendix A.

Performance Management

The TIP considers potential projects that fall into specific investment priorities established by the MPO in the Long-Range Transportation Plan (LRTP). For the Hernando/Citrus MPO this includes safety programs such as:

- Continued involvement and support on the Community Traffic Safety Team (CTST) and the Safe Routes to Schools (SRTS) program to address infrastructure or behavioral safety.
- Infrastructure improvement examples include: installation of flashing signals or beacons, roadway lighting, traffic calming, and traffic signals.
- Behavioral safety examples include: Safe Routes to School (SRTS) education/enforcement activities, and pedestrian/bicycle safety education.

The TIP includes specific investment priorities that support each of the MPO's goals including safety, using a prioritization and project selection process established in the LRTP. The TIP prioritization process continues to use a data-driven method and stakeholder input to evaluate projects that have an anticipated effect of reducing both fatal and injury crashes. The MPO's goal of reducing fatal and severe injury crashes is linked to this investment plan and the process used in prioritizing the project is consistent with federal requirements. The federally required performance measures were incorporated into the Hernando/Citrus MPO's Congestion Management Process initially in 2017 and have been updated as required by law. The specific performance measures address the following:

- Safety (Fatalities and Severe Injuries)
- System Performance (Reliable Travel Time)
- Goods Movement (Reliable Travel Time for Trucks)
- System Preservation (Pavement and Bridge Condition)
- Transit Asset Management

State DOTs are required to establish statewide targets for the required performance measures and MPOs have the option to support the statewide targets or adopt their own. Currently, the Hernando/Citrus MPO has adopted the FDOT performance targets to be in compliance as shown in Performance Management Requirements for *Hernando/Citrus Metropolitan Planning Organization Transportation Improvement Programs*. These performance measures and targets only apply to the National Highway System (NHS) which includes the Interstate Highway System and typically the Principal Arterials. The adopted resolutions establishing the performance measures are shown in Appendix B. NHS roadways in Citrus and Hernando Counties include the following: Interstate 75 (I-75), US 19, US 301, US 41, US 98, SR 44, SR 200, SR 50, and SR 589 (Suncoast Parkway).

The TIP is implementing transit safety investments by including the purchase of capital to meet transit needs is anticipated to achieve the targets for reducing system failures. The projects contained in the TIP are consistent with the Public Transportation Agency Safety Plans for Hernando and Citrus counties and service to align the schedule of needs in the TIP with the goals, objectives, strategies, and investment priorities from their safety plans consistent with the 2045 LRTP.

List of Priority Projects (LOPP) for Congestion Management and List of Priority Projects for Transportation Alternatives

The Hernando/Citrus MPO is responsible for annually developing a List of Priority Projects (LOPP) for Transportation Priority for Congestion Management and a List of Priority Projects for Transportation Alternatives and submitting the list to the Florida Department of Transportation (FDOT) for consideration during the development of the 5-Year Work program for the MPO area. The MPO, working through its Technical Advisory, Bicycle/Pedestrian Advisory, and Citizens Advisory committees (a part of the public participation process), prioritizes projects based upon projects identified through the Cost-Feasible Plan of the 2045 Long-Range Transportation Plan (LRTP). This prioritization will also incorporate Complete Streets elements that rely on FDOT's Context Classification process. This will allow FDOT to review projects on the state system with the goal of applying Complete Street features wherever possible. On local facilities, it would also allow the MPO to suggest Complete Street features to the extent possible.

The LOPP includes a list of projects involving major improvement and congestion management and a separate list of transportation alternatives projects. These lists contain projects that are considered of highest priority for improvement by the MPO and its advisory committees. The criteria for the prioritization of transportation projects include existing and projected facilities levels of service, safety considerations, anticipated funding levels, ability to complete the project, and overall modal performance and system connectivity. Consistent with federal requirements and the 2045 Long-Range Transportation Plan (LRTP), the prioritization process considers the recommendations of the MPO Board's advisory committees (Technical Advisory Committee, Citizens Advisory Committee, and the Bicycle/Pedestrian Advisory Committee). Also consistent with the adopted Public Participation Plan (PPP), the MPO Board conducts a public hearing to adopt the Transportation Improvement Program (TIP). The MPO List of Priority Projects (LOPP) approved by the MPO Board can be found in Appendix C.

Glossary of Terms, Abbreviations, Funding Types/Codes, and Acronyms

The 5-Year Transportation Improvement Program (TIP) incorporates terms, abbreviations, funding types and codes and acronyms that are common in the day-to-day activities of those individuals/agencies involved in transportation planning. For the clarification of any of these items used within the TIP, an Appendix D is a useful illustration of what the terms mean or represent. Funding types/codes can be found in Appendix E.

FDOT's Tentative 5-Year Work Program Public Hearing

The FDOT conducted an on-line Public Hearing on December 5, 2022, for the 5-Year Tentative Work Program that provided interactive maps, videos, downloadable/searchable documents, and opportunity to comment on projects. The District also hosted a Districtwide Open House on Wednesday, December 7, 2022, from 9:00 am to 6:00 pm at the District 7 office at 11201 N. McKinley Drive, Tampa, FL 33612. On October 26, 2022, the District 7 team provided highlights from the Tentative 5-Year Work Program at the public meetings of the Technical Advisory Committee, Citizens Advisory Committee, and the Bicycle/Pedestrian Advisory Committee. On December 15, 2022, the District 7 team presented highlights of the Tentative 5-Year Work Program to the public meeting of the MPO Board. The public was encouraged to provide comments through the District 7 Work Program website or by submitting comments in writing. The public comment period ended on Friday, December 23, 2022.

Regional Coordination Efforts

The Hernando/Citrus MPO is a member partner in the Suncoast Transportation Planning Alliance (SCTPA) formerly known as the MPO Chairs Coordinating Committee (CCC) of West Central Florida. It is comprised of Hernando/Citrus, Hillsborough, Pasco, Pinellas, Polk, and Sarasota/Manatee Metropolitan Planning Organizations (MPOs) and Transportation Planning Organizations (TPOs). The SCTPA provides for a coordinated working forum and process to allow for comprehensive planning with District partners/agencies.

The SCTPA works as a region to prepare plans, studies, and priorities for regionally significant projects, review the impact of significant land-use decisions, share current travel data and trends, and adopt regional transportation plans and priorities for highway, public transportation, and multi-use trail improvements. As the region stands to see continued growth in population, economy, and travel, the SCTPA will provide sound, forward-thinking transit and transportation options to support this growth and a sustainable future for our region. The SCTPA conduct monthly meetings of its partner directors to allow for networking and collaboration on projects and processes. On a quarterly/semi-annual basis, meetings with member MPO/TPO Board members and directors occur allowing for engagement of leaders in the process of establishing priorities and understanding the needs of the communities involved. Regional transportation priorities of the SCTPA include:

- I-75 Interchange at Gibsonton Dr
- I-275 Express Lanes from I-375 to Gandy Blvd.

- I-275/SR 60 Tampa Westshore District Interchange Phase 3
- SR 54/US 41 Intersection
- US 41 from SR 44 to SR 200
- Desoto Bridge Replacement
- Bradenton-Palmetto Connector
- I-4 and the SR 33 Interchange Design and Construction (Exit 38)
- Downtown Lakeland Intermodal Transit Center
- Regional Rapid Transit in the I-275 Corridor
- Regional passenger rail transit connection between Tampa and Orlando

Trails:

- Coast to Coast Trail & Connectors (Hernando, Pasco Counties)
- Gulf Coast Corridor: Legacy Trail & Willow-Ellenton Gateway (Sarasota, Manatee)
- Gulf Coast Corridor: Duke Energy Trail (Pinellas County)
- Gulf Coast Corridor: South County Gateway (Hillsborough County)
- Peace River to Nature Coast: Teneroc Trail (Polk County)

Summary of TIP Projects for Fiscal Year 2024 through Fiscal Year 2028

The 5-Year Transportation Improvement Program (FY 2024 - FY 2028) is based on input from the FDOT. It incorporates the major bridge, highway, rail, intersection, maintenance, repair, reconstruction, replacement, transit, and new construction projects currently programmed for accomplishment by federal, state, and/or local funds in the Hernando/Citrus MPO planning area. The summary can be found in Appendix E.

The primary purpose of this section is to provide details of area priorities, funding, phasing, cost estimates, and the timings of the Hernando/Citrus MPO improvements projected for implementation.

[Projects on the Strategic Intermodal System \(SIS\)](#)

Project production sequence is to have a Project Development and Environment (PD&E) phase, a Design (PE) phase, a Right of Way (ROW) phase, and a Construction (CST) phase. Some projects may not have a ROW phase if land is not needed to complete the project. SIS projects will have historical costs, five years of the current TIP and five years beyond the current TIP. If there is no construction phase on the TIP page, then the entry may not be reflective of the total project cost. For some projects, such as resurfacing, safety or operational projects, there may not be a total cost provided but rather additional details on that program.

The SIS is a network of high priority transportation facilities which includes the State's largest and most significant commercial service

airports, spaceport, deep-water seaports, freight rail terminals, passenger rail and intercity bus terminals, rail corridors, waterways, and highways. All projects on the SIS will have a SIS identifier on the TIP page. The LRTP reference on the project detail page provides the information necessary to locate the full costs and/or additional details in the 2045 LRTP.

Non-Strategic Intermodal System (SIS) Projects

The project production sequence contains a Project Development and Environment (PD&E) phase, a Design (PE) phase, a Right of Way (ROW) phase, and a Construction (CST) phase. Some projects may not have a ROW phase if land is not needed to complete the Project. Costs on the TIP pages for projects not on the SIS will have historical costs and five years of the current TIP. If there is no construction phase on the TIP page, then the entry may not be reflective of the total Project cost. For some projects, such as resurfacing, safety or operational projects, there may not be a total cost provided but rather additional details on that program.

For costs beyond the five-year cycle, access to the LRTP is provided. The LRTP reference on the TIP page provides the information necessary to locate the full Project costs and/or additional details regarding the Project in the 2045 LRTP. If there is no LRTP reference in the TIP, full Project costs are provided in the TIP.

Annual Listing of Obligated Projects

Pursuant to the provisions of 23 CFR 134 (j)(7)(B) and 49 USC 5303(c)(5)(B), and Subsection 339.175 (8) (h), F.S., the MPO has published or otherwise makes available an annual listing of projects for which federal funds have been obligated in the preceding year. These projects are summarized in Appendix F and can be found on the FDOT website as follows: www.fdot.gov/workprogram/Federal/fa-MPO-ObligDet.shtm

FDOT/MPO Certifications

The Hernando/Citrus MPO participated in an annual joint certification process with FDOT District 7 which concluded on February 17, 2023. The MPO was found in compliance with federal and state guidelines for metropolitan transportation planning.

Congestion Management

Congestion management is the application of strategies to improve transportation system performance and reliability by reducing the adverse impacts of congestion on the movement of people and goods. The Congestion Management Process (CMP) is an effective management process that provides for new and existing facilities using travel demand reduction and operational management strategies per Florida Statutes, Chapter 399.175(6)(c)(1).

Although the Hernando/Citrus MPO is not in a Transportation Management Area (TMA), both counties have developed and implemented congestion management processes to provide the information needed to make informed decisions regarding the proper allocation of transportation resources as required per 23 CFR 460.332(c).

Local Capital Improvement Programs (CIP)

Appendix G reflects the 5-year schedule of Capital Improvement Projects (CIP) for the local government agencies. Local government agencies include the Citrus County and the Cities of Crystal River and Inverness, and Hernando County and the City of Brooksville. These projects are consistent with the local government Comprehensive Plans and the 2045 Long-Range Transportation Plan.

5-Year Schedule of Capital Needs for Transit Systems

The 5-Year Schedule of Capital Needs for Transit Systems are provided by Citrus County and Hernando County in Appendix H in conformance with estimates of available Federal and State funds to develop the financial plan (Chapter 339.175(8), F.S.) and (23 CFR 450.326(a)).

Transportation Disadvantaged Services

As the Designated Official Planning Agency (DOPA) for the Transportation Disadvantaged Program in Hernando County and Citrus County, the MPO Board provides support for each Local Coordinating Board (LCB). Both LCBs are comprised of representatives of social service agencies, transportation providers, FDOT, and citizen representatives.

Transportation Disadvantaged Services are provided by the Community Transportation Coordinator (CTC). Mid Florida Community Services is the CTC for Hernando County, and the Citrus County Board of County Commissioners is the CTC for Citrus County.

The Transportation Disadvantaged Service Plan (TDSP) is developed by the Community Transportation Coordinator (CTC) and the DOPA under the guidance of the Commission for the Transportation Disadvantaged and coordination of the Local Coordinating Board. The plan is updated annually for development, service, and quality assurance. Through the Local Coordinating Board's involvement in the review and approval of the Transportation Disadvantaged Service Plan (TDSP), the Local Coordinating Board can guide and support the CTC in implementing coordination efforts and locally developed service standards that are consistent with the needs and resources of the community. The Capital Improvement Program (CIP) for the Transportation Disadvantaged Programs are in Appendix I.

Page blank for printing purposes

Appendix A: Index of TIP Amendments and Modifications Post Adoption

Page blank for printing purposes

**APPENDIX A
INDEX OF TIP AMENDMENTS AND MODIFICATIONS POST ADOPTION**

**TIP FY 2024-FY 2028
HERNANDO/CITRUS MPO**

DATE	REVISION #	CHANGE TYPE	EXPLANATION OF THE CHANGE
10/5/2023	1	Amendment	Annual Roll-Forward Amendment to the adopted Transportation Improvement Program (TIP) for Fiscal Year (FY) 2024 through 2028 to reconcile differences between the TIP and the Department's Adopted Five-Year Work Program. This is a routine, annual process to assist Hernando/Citrus MPO in identifying projects that were not committed in the previous fiscal year (FY 2023) and have automatically rolled into FY 2024 of the FDOT Work Program. This amendment ensures that year one of the TIP, adopted by the Board on June 1, 2023, effective October 1, 2023, matches year one of the FDOT Work Program. Edited pages: Cover Page, Page 3 Cover, Page 7, Appendix A page 25, Appendix E pages 77, 78, 90, 109, 111-113, and 115. Net change to the 5-year program for FY24-FY28 is an increase of \$10,327 to FY 2024.
11/2/2023	2	Amendment	Add Appendix K containing the Eastern Federal Lands document that was provided by FHWA to add \$1,149,000 in FY 2023 and \$1,655,000 in 2025.

Page blank for printing purposes

Appendix B: Performance Measures

Page blank for printing purposes

Performance Management Requirements in Metropolitan Planning Organization Transportation Improvement Programs

Office of Policy Planning
Florida Department of Transportation

February 2023 updates



TABLE OF CONTENTS

- 1 - PURPOSE 3**
- 2 - BACKGROUND 4**
- 3 - HIGHWAY SAFETY MEASURES (PM1) 5**
 - 3.1 Highway Safety Targets5
 - 3.2 Safety Trends in the MPO Area6
 - 3.3 FDOT Safety Planning and Programming7
 - 3.4 Safety Investments in the TIP 10
- 4 – PAVEMENT & BRIDGE CONDITION MEASURES (PM2)..... 11**
 - 4.1 Bridge & Pavement Condition Targets 12
 - 4.2 Bridge & Pavement Investments in the TIP 14
- 5 - SYSTEM PERFORMANCE, FREIGHT, & CONGESTION MITIGATION & AIR QUALITY IMPROVEMENT PROGRAM MEASURES (PM3)..... 16**
 - 5.1 System Performance and Freight Targets 16
 - 5.2 System Performance and Freight Investments in the TIP 18
- 6 - TRANSIT ASSET MANAGEMENT MEASURES..... 19**
 - 6.2 Transit Asset Management Targets..... 21
 - 6.3 Transit Asset Management Investments in the TIP..... 22
- 7 - TRANSIT SAFETY PERFORMANCE.....23**
 - 7.1 Transit Safety Targets 24
 - 7.2 Transit Safety Investments in the TIP..... 25



1 - PURPOSE

This document provides language that Florida’s metropolitan planning organizations (MPO) may incorporate in Transportation Improvement Programs (TIP) to meet the federal transportation performance management rules. The document is consistent with the Transportation Performance Measures (TPM) Consensus Planning Document developed jointly by the Florida Department of Transportation (FDOT) and the Metropolitan Planning Organization Advisory Council (MPOAC). The Consensus Planning Document outlines the minimum roles of FDOT, the MPOs, and the public transportation providers in the MPO planning areas to ensure consistency to the maximum extent practicable in satisfying the federal transportation performance management requirements.

The document is organized as follows:

- [Section 2 provides a brief background on transportation performance management;](#)
- [Section 3 covers the Highway Safety measures \(PM1\);](#)
- [Section 4 covers the Bridge and Pavement Condition measures \(PM2\);](#)
- [Section 5 covers System Performance and Freight Movement measures \(PM3\);](#)
- [Section 6 covers Transit Asset Management \(TAM\) measures;](#) and
- [Section 7 covers Transit Safety measures.](#)



2 - BACKGROUND

Transportation Performance Management (TPM) is a strategic approach to connect transportation investment and policy decisions to help achieve performance goals. Performance measures are quantitative expressions used to evaluate progress toward goals. Performance targets are quantifiable levels of performance to be achieved within a time period. Federal transportation law requires state departments of transportation (DOT), MPOs, and public transportation providers to conduct performance-based planning by tracking performance and establishing data-driven targets to assess progress toward achieving goals. Performance-based planning supports the efficient investment of transportation funds by increasing accountability, providing transparency, and linking investment decisions to key outcomes related to seven national goals established by Congress:

- Improving safety;
- Maintaining infrastructure condition;
- Reducing traffic congestion;
- Improving the efficiency of the system and freight movement;
- Protecting the environment; and
- Reducing delays in project delivery.

Federal law requires FDOT, the MPOs, and public transportation providers to coordinate when selecting performance targets. FDOT and the MPOAC developed the TPM Consensus Planning Document to describe the processes through which these agencies will cooperatively develop and share information related to transportation performance management and target setting.



3 - HIGHWAY SAFETY MEASURES (PM1)

The first of FHWA’s performance management rules establishes measures to assess fatalities and serious injuries on all public roads. The rule requires state DOTs and MPOs to annually establish targets and report performance and progress toward targets to FHWA for the following safety-related performance measures:

1. Number of Fatalities;
2. Rate of Fatalities per 100 million Vehicle Miles Traveled (VMT);
3. Number of Serious Injuries;
4. Rate of Serious Injuries per 100 million VMT; and
5. Number of Nonmotorized Fatalities and Serious Injuries.

3.1 Highway Safety Targets

3.1.1 Statewide Targets

Safety performance measure targets are required to be adopted on an annual basis. In August of each calendar year, FDOT reports targets to FHWA for the following calendar year. On August 31, 2022, FDOT established statewide safety performance targets for calendar year 2023. Table 3.1 presents FDOT’s statewide targets.

Table 3.1. Statewide Highway Safety Performance Targets

Performance Measure	Calendar Year 2023 Statewide Target
Number of fatalities	0
Rate of fatalities per 100 million vehicle miles traveled (VMT)	0
Number of serious injuries	0
Rate of serious injures per 100 million vehicle miles traveled (VMT)	0
Number of non-motorized fatalities and serious injuries	0

FDOT adopted a vision of zero traffic-related fatalities in 2012. This, in effect, became FDOT’s target for zero traffic fatalities and quantified the policy set by Florida’s Legislature more than 35 years ago (Section 334.046(2), Florida Statutes, emphasis added):

*“The mission of the Department of Transportation shall be to provide a **safe** statewide transportation system...”*



FDOT and Florida’s traffic safety partners are committed to eliminating fatalities and serious injuries. As stated in the Safe System approach promoted by the FHWA, the death or serious injury of any person is unacceptable. The Florida Transportation Plan (FTP), the state’s long-range transportation plan, identifies eliminating transportation-related fatalities and serious injuries as the state’s highest transportation priority. Therefore, FDOT established 0 as the only acceptable target for all five federal safety performance measures.

3.1.2 MPO Safety Targets

MPOs are required to establish safety targets annually within 180 days of when FDOT established targets. MPOs establish targets by either agreeing to program projects that will support the statewide targets or establish their own quantitative targets for the MPO planning area.

The Hernando/Citrus MPO supports the statewide 2023 safety targets, which are set at “0” for each performance measure to reflect FDOT’s goal of zero deaths but established alternative performance targets. The original safety performance measures were adopted on January 30, 2018, based on 5-yr rolling average data for 2012-2016. The most recent targets approved on February 2, 2023, were calculated using fatality and serious injury counts from Florida Department of Transportation (FDOT) State Safety Office’s Crash Analysis (CAR) database for 2016-2020. While the Hernando/Citrus MPO aspires to and supports FDOT’s Vision Zero, a 5% reduction has been established as a more achievable target goal.

The Hernando/Citrus MPO, along with FDOT and other traffic safety partners, shares a high concern about the unacceptable number of traffic fatalities, both statewide and nationally. The Hernando/Citrus MPO acknowledges FDOT statewide 2023 safety targets, which are set at “0” for each performance measure to reflect FDOT’s goal of zero deaths. However, the MPO established safety performance targets specific to the MPO planning area. On February 2, 2023, the Hernando/Citrus MPO established the calendar year 2023 safety targets listed in Table 3.1.2.

Table 3.1.2	
Hernando/Citrus MPO – Annual Safety Performance Targets *	
PM -1 Safety Performance Measures	5% Target Reduction
Average annual fatalities	63.27
Average Annual Serious injuries	508.63
Average annual fatality rates	1.38
Average annual serious injury rates	13.51
Average Annual non-motorized injuries	45.98
<i>*Target calculated using fatality and serious injury counts from Florida Department of Transportation (FDOT) State Safety Office’s Crash Analysis (CAR) database for 2017-2021 dated 1/10/2023</i>	

3.2 Safety Trends in the MPO Area

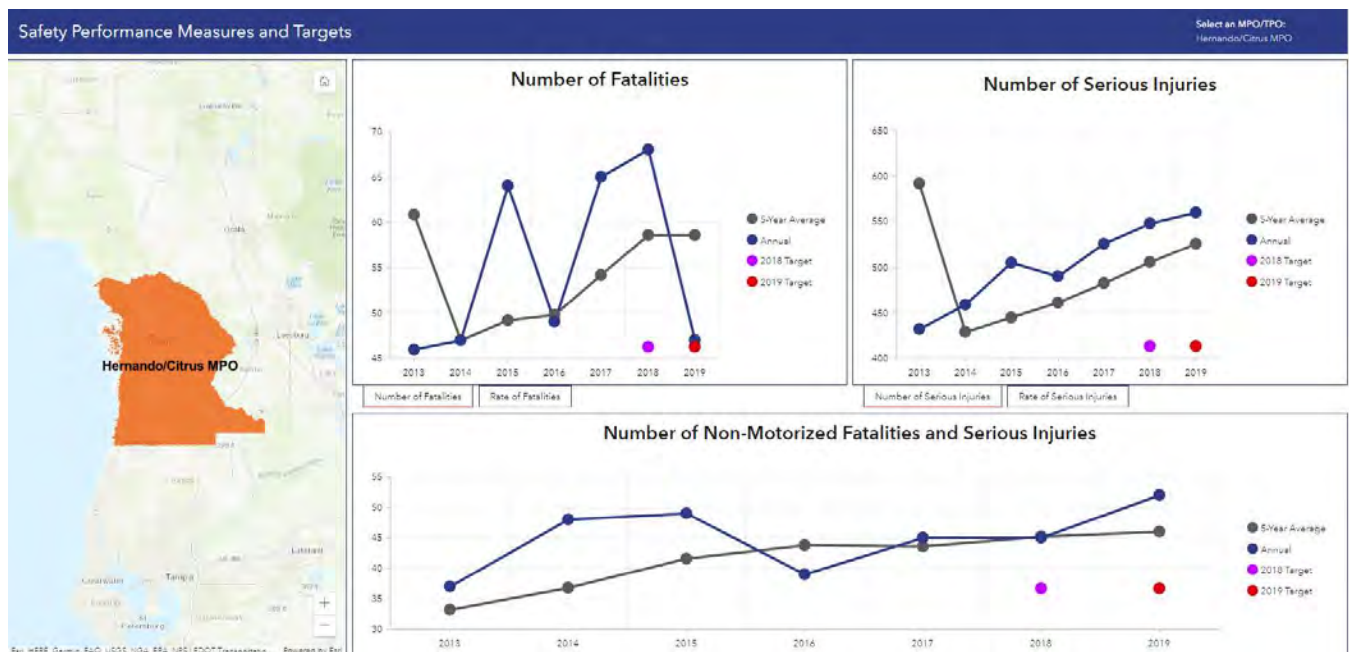
The safety trends for the MPO area are reflected in the FDOT Safety Performance Measures and Targets figure below. The data sources for computing the safety performance measures are:



Fatality and serious injury data from Florida Department of Highway Safety and Motor Vehicles (FLHSMV);

Annual Average Daily Traffic (AADT) and roadway section length from Highway Performance Monitoring System (HPMS).

Tracking these measures helps estimate the effectiveness of future MPO transportation investments as reflected in the TIP.



Source: *FDOT Website:*

<https://storymaps.arcgis.com/stories/ec25119edd0f4796afe836d8a0a805c7>

3.3 FDOT Safety Planning and Programming

3.3.1 Florida’s Strategic Highway Safety Plan

Florida’s Strategic Highway Safety Plan (SHSP), published in March 2021, identifies strategies to achieve zero traffic deaths and serious injuries. The SHSP was updated in coordination with Florida’s 27 MPOs and the MPOAC, as well as other statewide traffic safety partners. The SHSP development process included review of safety-related goals, objectives, and strategies in MPO plans. The SHSP guides FDOT, MPOs, and other safety partners in addressing safety and defines a framework for implementation activities to be carried out throughout the state.



Florida’s transportation safety partners have focused on reducing fatalities and serious injuries through the 4Es of engineering, education, enforcement, and emergency response. To achieve zero, FDOT and other safety partners will expand beyond addressing specific hazards and influencing individual behavior to reshaping transportation systems and communities to create a safer environment for all travel. The updated SHSP calls on Florida to think more broadly and inclusively by addressing four additional topics, which are referred to as the 4Is: information intelligence, innovation, insight into communities, and investments and policies. The SHSP also embraces an integrated “Safe System” approach that involves designing and managing road infrastructure to keep the risk of a mistake low and to ensure that when a mistake leads to a crash, the impact on the human body does not result in a fatality or serious injury. The five Safe System elements together create a holistic approach with layers of protection: safe road users, safe vehicles, safe speeds, safe roads, and post-crash care.

The SHSP also expands the list of emphasis areas for Florida’s safety programs to include six evolving emphasis areas, which are high-risk or high-impact crashes that are a subset of an existing emphasis area or emerging risks and new innovations, where safety implications are unknown. These evolving emphasis areas include work zones, drowsy and ill driving, rail grade crossings, roadway transit, micro mobility, and connected and automated vehicles.

3.3.2 Florida’s Highway Safety Improvement Program

While the FTP and the SHSP both highlight the statewide commitment to a vision of zero deaths, the Florida Highway Safety Improvement Program (HSIP) Annual Report documents statewide performance and progress toward that vision. It also lists all HSIP projects that were obligated during the reporting year and the relationship of each project to the SHSP.

As discussed above, in the 2022 HSIP Annual Report, FDOT reported 2023 statewide safety performance targets at “0” for each safety performance measure to reflect the vision of zero deaths. Annually, FHWA determines whether Florida has met the targets or performed better than baseline for at least four of the five measures. If this does not occur FDOT must submit an annual implementation plan with actions, it will take to meet targets in the future.

On April 21, 2022, FHWA reported the results of its 2020 safety target assessment. FHWA concluded that Florida had not met or made significant progress toward its 2020 safety targets, noting that zero had not been achieved for any measure and that only three out of five measures (number of serious injuries, serious injury rate, and number of non-motorized fatalities and serious injuries) were better than baseline. Subsequently, FDOT developed an HSIP Implementation Plan to highlight additional strategies it will undertake in support of the safety targets. This plan was submitted with the HSIP Annual Report to FHWA on August 31, 2022.

Note: FDOT will send updated text once FHWA sends the 2021 safety target assessment.

Consistent with FHWA requirements, the HSIP Implementation Plan focuses specifically on implementation of the HSIP as a core federal-aid highway program and documents the continued enhancements planned for Florida’s HSIP to better leverage the benefits of this program. However, recognizing that FDOT already allocates all HSIP funding to safety programs - and building on the integrated approach that underscores FDOT’s safety programs – the HSIP Implementation Plan also documents how additional FDOT, and partner activities may contribute to progress toward zero. Building on the foundation of prior HSIP Implementation Plans, the 2022 HSIP Implementation Plan identifies the following key commitments:



- Improve partner coordination and align safety activities.
- Maximize HSIP infrastructure investments.
- Enhance safety data systems and analysis.
- Focus on safety marketing and education on target audiences.
- Capitalize on new and existing funding opportunities.

Florida conducts extensive safety data analysis to understand the state’s traffic safety challenges and identify and implement successful safety solutions. Florida’s transportation system is evaluated using location-specific analyses that evaluate locations where the number of crashes or crash rates are the highest and where fatalities and serious injuries are most prominent. These analyses are paired with additional systemic analyses to identify characteristics that contribute to certain crash types and prioritize countermeasures that can be deployed across the system as a whole. As countermeasures are implemented, Florida also employs predictive analyses to evaluate the performance of roadways (i.e., evaluating results of implemented crash modification factors against projected crash reduction factors).

FDOT’s State Safety Office works closely with FDOT Districts and regional and local traffic safety partners to develop the annual HSIP updates. Historic, risk-based, and predictive safety analyses are conducted to identify appropriate proven countermeasures to reduce fatalities and serious injuries associated with Florida’s SHSP emphasis areas, resulting in a list of projects that reflect the greatest needs and are anticipated to achieve the highest benefit. While these projects and the associated policies and standards may take years to be implemented, they are built on proven countermeasures for improving safety and addressing serious crash risks or safety problems identified through a data-driven process. Florida continues to allocate all available HSIP funding to safety projects. [FDOT’s HSIP Guidelines](#) provide detailed information on this data-driven process and funding eligibility.

Florida received an allocation of approximately \$189 million in HSIP funds for use during the 2021 state fiscal year from July 1, 2021 through June 30, 2022, and fully allocated those funds to safety projects. FDOT used these HSIP funds to complete projects that address intersections, lane departure, pedestrian and bicyclist safety, and other programs representing the remaining SHSP emphasis areas. This year’s HSIP allocated \$159.7 million in infrastructure investments on state-maintained roadways and \$22.1 million in infrastructure investments on local roadways. The remaining \$7.2 million included supporting activities such as transportation safety planning, preliminary engineering, traffic engineering studies, transportation statistics, and public information or education. A list of HSIP projects can be found in the [HSIP 2021 Annual Report](#).

Beginning in fiscal year 2024, HSIP funding will be distributed among FDOT Districts based on statutory formula to allow the Districts to have more clearly defined funding levels for which they can better plan to select and fund projects. MPOs and local agencies coordinate with FDOT Districts to identify and implement effective highway safety improvement projects on non-state roadways.

3.3.3 Additional FDOT Safety Planning Activities

In addition to HSIP, safety is considered as a factor in FDOT planning and priority setting for projects in preservation and capacity programs. Data is analyzed for each potential project, using traffic safety data and



traffic demand modeling, among other data. The [Florida PD&E Manual](#) requires the consideration of safety when preparing a proposed project’s purpose and need as part of the analysis of alternatives. Florida design and construction standards include safety criteria and countermeasures, which are incorporated in every construction project. FDOT also recognizes the importance of the American Association of State Highway Transportation Official (AASHTO) Highway Safety Manual (HSM). Through dedicated and consistent training and messaging over the last several years, the HSM is now an integral part of project development and design.

FDOT holds Program Planning Workshops annually to determine the level of funding to be allocated over the next 5 to 10 years to preserve and provide for a safe transportation system. Certain funding types are further analyzed and prioritized by FDOT Central Offices, after projects are prioritized collaboratively by the MPOs, local governments, and FDOT Districts; for example, the Safety Office is responsible for the HSIP and Highway Safety Program (HSP) and the Systems Implementation Office is responsible for the Strategic Intermodal System (SIS). Both the Safety and SIS programs consider the reduction of traffic fatalities and serious injuries in their criteria for ranking projects.

3.4 Safety Investments in the TIP

The TIP includes projects that fall into specific investment priorities which were established by the MPO in the 2045 LRTP. This includes safety programs such as:

- Infrastructure examples: Installation of school flashing beacons or signals, roadway lighting, traffic calming, traffic signals, bike lanes, sidewalks.
- Resurfacing pavement
- Rumble Strip Initiative
- Intersection Improvements
- Deployment of Electric Vehicle Charging Stations for Highway Travelers
- Continued involvement and support for Community Traffic Safety Team (CTST) and/or the Safe Routes to School (SRTS) Team to address infrastructure or behavior safety
- Use of roundabout traffic features rather than installation of lights.

Improving safety for all users, including drivers, pedestrians, and bicyclists is a major focus of the 2045 LRTP. The 2045 LRTP provides performance measures, prioritization process, and evaluation criteria to support new federal performance measures. Increasing safety continues to be a goal of the plan and will be used in the project selection process. The implementation of projects recognized in the TIP is anticipated to achieve safety goals by utilizing investment strategies and performance-based plans and processes (HSIP and SHSP) in the projects identified in the five-year program.

Shown below is Table 3.4 illustrating examples of projects contained in the TIP that reflect responses to safety measures. The construction of sidewalks, improvements of surface and shoulders, adding lanes or widening paths, and maintenance of roadways serve to demonstrate investment into safety to achieve the targets and goals established by the Hernando/Citrus MPO per the 2045 LRTP and related documents. A



new initiative to the TIP program is funding for **rumble strips** in both Hernando and Citrus counties. The rumble strips produce a physical and audible warning when driven over that alerts the drowsy, distracted, or impaired driver, thus reducing the chance for a crash.

Table 3.4 – Safety Investments in the FY2024-FY2028 Transportation Improvement Program (Excerpt of Examples of Projects Contained in Appendix E that Represent Safety Investments into the Communities)		
Item Number	Brief Description	Amount
441105-1	Construct 5’ Sidewalk (Safe Routes to School Project)	\$2,568,299
452487-4	Rumble Strip Initiative Citrus County (Funding SS, HSP)	\$146,841
449059-1	Resurfacing & Shoulder Improvements (Funding by Local Funds and Growth Management for Small County Outreach Programs)	\$1,400,000
405298-1	Routine Maintenance of Citrus County Roadways (Asset Management Contract)	\$25,611,977
447701-2	Safety Improvements to Suncoast (SR 589) in Hernando County – Guardrail Work	\$18,885,506

4 – PAVEMENT & BRIDGE CONDITION MEASURES (PM2)

FHWA’s Bridge & Pavement Condition Performance Measures Final Rule, which is also referred to as the PM2 rule, requires state DOTs and MPOs to establish targets for the following six performance measures:

1. Percent of NHS bridges (by deck area) classified as in good condition;
2. Percent of NHS bridges (by deck area) classified as in poor condition;
3. Percent of Interstate pavements in good condition;
4. Percent of Interstate pavements in poor condition;
5. Percent of non-Interstate National Highway System (NHS) pavements in good condition; and



6. Percent of non-Interstate NHS pavements in poor condition;

For the pavement measures, five pavement metrics are used to assess condition:

- International Roughness Index (IRI) - an indicator of roughness; applicable to asphalt, jointed concrete, and continuous concrete pavements;
- Cracking percent - percentage of pavement surface exhibiting cracking; applicable to asphalt, jointed concrete, and continuous concrete pavements;
- Rutting - extent of surface depressions; applicable to asphalt pavements only;
- Faulting - vertical misalignment of pavement joints; applicable to jointed concrete pavements only; and
- Present Serviceability Rating (PSR) – a quality rating applicable only to NHS roads with posted speed limits of less than 40 miles per hour (e.g., toll plazas, border crossings). States may choose to collect and report PSR for applicable segments as an alternative to the other four metrics.

4.1 Bridge & Pavement Condition Targets

4.1.1 Statewide Targets

Federal rules require state DOTs to establish two-year and four-year targets for the bridge and pavement condition measures. On December 16, 2022, FDOT established statewide bridge and pavement targets for the second performance period ending in 2025. These targets are identical to those set for 2019 and 2021, respectively. Florida’s performance through 2021 exceeds the targets. The two-year targets represent bridge and pavement condition at the end of calendar year 2023, while the four-year targets represent condition at the end of 2025. Table 4.1 presents the statewide targets.

Table 4.1. Statewide Pavement and Bridge Condition Performance Targets

Performance Measure	2023 Statewide Target	2025 Statewide Target
Percent of NHS bridges (by deck area) in good condition	50.0%	50.0%
Percent of NHS bridges (by deck area) in poor condition	10.0%	10.0%
Percent of Interstate pavements in good condition	60.0%	60.0%
Percent of Interstate pavements in poor condition	5.0%	5.0%
Percent of non-Interstate pavements in good condition	40.0%	40.0%
Percent of non-Interstate pavements in poor condition	5.0%	5.0%

For comparative purposes, the baseline (2021) conditions are as follows:

- 61.3 percent of NHS bridges (by deck area) is in good condition and 0.5 percent is in poor condition.



- 70.5 percent of the Interstate pavement is in good condition and 0.7 percent is in poor condition;
- 47.5 percent of the non-Interstate NHS pavement is in good condition and 1.1 percent is in poor condition; and

In determining its approach to establishing performance targets for the federal bridge and pavement condition performance measures, FDOT considered many factors. FDOT is mandated by Florida Statute 334.046 to preserve the state’s bridges and pavement to specific state-defined standards. To adhere to the statutory guidelines, FDOT prioritizes funding allocations to ensure the current transportation system is adequately preserved and maintained before funding is allocated for capacity improvements. These state statutory guidelines envelope the statewide federal targets that have been established for pavements and bridges.

In addition, FDOT develops a Transportation Asset Management Plan (TAMP) for all NHS pavements and bridges within the state. The TAMP must include investment strategies leading to a program of projects that would make progress toward achievement of the State’s targets for asset condition and performance of the NHS. FDOT’s first TAMP was approved on June 28, 2019. The TAMP has since been updated in 2022 and is waiting on final approval from FHWA.

Further, the federal pavement condition measures require a methodology that is different from the methods historically used by FDOT. For bridge condition, the performance is measured in deck area under the federal measure, while FDOT programs its bridge repair or replacement work on a bridge-by-bridge basis. As such, the federal measures are not directly comparable to the methods that are most familiar to FDOT. For pavement condition, the methodology uses different ratings and pavement segment lengths, and FDOT only has one year of data available for non-Interstate NHS pavement using the federal methodology.

FDOT collects and reports bridge and pavement data to FHWA each year to track performance and progress toward the targets. The percentage of Florida’s bridges in good condition is slowly decreasing, which is to be expected as the bridge inventory grows older. Reported bridge and pavement data through 2021 exceeded the established targets. Based on anticipated funding levels, FDOT believes the previous targets are still appropriate for 2023 and 2025.

In early 2021, FHWA determined that FDOT made significant progress toward the 2019 targets; FHWA’s assessment of progress toward the 2021 targets is anticipated to be released in March 2023.

4.1.2 MPO Targets

MPOs must set four-year targets for the six bridge and pavement condition measures within 180 days of when FDOT established targets. MPOs can either agree to program projects that will support the statewide targets or establish their own quantifiable targets for the MPO’s planning area for one or more measures. On April 6, 2023, the Hernando/Citrus MPO Board agreed to support FDOT’s statewide bridge and pavement performance targets, thus agreeing to plan and program projects in the TIP that once implemented, are anticipated to make progress toward achieving the statewide targets.



4.2 Bridge & Pavement Investments in the TIP

The Hernando/Citrus MPO’s TIP reflects investment priorities established in the 2045 Long-Range Transportation Plan. The focus of Hernando/Citrus MPO’s investments in bridge and pavement condition include:

- Pavement replacement or reconstruction (on the NHS)
- New NHS lanes or widenings, including resurfacing existing lanes associated with new capacity

The MPO uses project selection criteria related to pavement condition in the 2045 LRTP or TIP selection process as follows:

- A project that addresses a corridor that is expected to relieve current or future congestion.
- A project that is a designated freight corridor.
- A project that provides connectivity improvements between major roadways of activity centers.
- A project that enhances or promotes economic development in the area.
- A project that is identified as a high-priority by public support.
- A project that addresses higher than average crash rates.

Examples of projects reflected in the TIP that address such pavement condition include:

Item ID #	Project Description	Funding Allocation
443805 1	US98/SR50/SR700 FR E OF MONDON HILL RD/SPRING LAKE HWY TO LOCKHART RD – Resurfacing 4 lanes	\$8,742,554
447237 1	US 98/SR 50 AT MONDON HILL RD – Resurfacing 2 lanes	\$5,757,924
447536 3	US 301 FROM PASCO COUNTY LINE TO SR 50/CORTEZ BLVD – Add lanes (2 to 4) and reconstruction	\$71,016,700
442764 3	SUNCOAST II-PHASE 3B (SR589)-CR 495 TO US 19 – New Road Construction	\$278,942,735

The projects included in the TIP are consistent with FDOT's Five-Year Work Program, and therefore to FDOT’s approach to prioritize funding to ensure the transportation system is adequately preserved and maintained. Per federal planning requirements, the state selects projects on the NHS in cooperation with the



MPO from the approved TIP. Given the significant resources devoted in the TIP to pavement and bridge projects, the MPO anticipates that once implemented, the TIP will contribute to progress towards achieving the statewide pavement and bridge condition performance targets.



5 - SYSTEM PERFORMANCE, FREIGHT, & CONGESTION MITIGATION & AIR QUALITY IMPROVEMENT PROGRAM MEASURES (PM3)

FHWA's System Performance/Freight/CMAQ Performance Measures Final Rule, which is referred to as the PM3 rule, requires state DOTs and MPOs to establish targets for the following six performance measures:

National Highway Performance Program (NHPP)

1. Percent of person-miles traveled on the Interstate system that are reliable
2. Percent of person-miles traveled on the non-Interstate NHS that are reliable;

National Highway Freight Program (NHFP)

3. Truck Travel Time Reliability index (TTTR);

Congestion Mitigation and Air Quality Improvement Program (CMAQ)

4. Annual hours of peak hour excessive delay per capita (PHED);
5. Percent of non-single occupant vehicle travel (Non-SOV); and
6. Cumulative 2-year and 4-year reduction of on-road mobile source emissions (NO_x, VOC, CO, PM₁₀, and PM_{2.5}) for CMAQ funded projects.

Because all areas in Florida meet current national air quality standards, the three CMAQ measures do not apply in Florida. A description of the first three measures is below.

The first two performance measures assess the percent of person-miles traveled on the Interstate or the non-Interstate NHS that are reliable. Reliability is defined as the ratio of longer travel times to a normal travel time over of all applicable roads, across four time periods between the hours of 6 a.m. and 8 p.m. each day.

The third performance measure assesses the reliability of truck travel on the Interstate system. The TTTR assesses how reliable the Interstate network is by comparing the worst travel times for trucks against the travel time they typically experience.

5.1 System Performance and Freight Targets

5.1.1 Statewide Targets

Federal rules require state DOTs to establish two-year and four-year targets for the system performance and freight targets. On December 16, 2022, FDOT established statewide performance targets for the second performance period ending in 2025. These targets are identical to those set for 2019 and 2021, respectively. Florida's performance through 2021 exceeds the targets. The two-year targets represent performance at the



end of calendar year 2023, while the four-year targets represent performance at the end of 2025. Table 5.1 presents the statewide targets.

Table 5.1. Statewide System Performance and Freight Targets

Performance Measure	2023 Statewide Target	2025 Statewide Target
Percent of person-miles traveled on the Interstate system that are reliable	75.0%	70.0%
Percent of person-miles traveled on the non-Interstate NHS that are reliable	50.0%	50.0%
Truck travel time reliability (Interstate)	1.75	2.00

For comparative purposes, baseline (2021) statewide conditions are as follows:

- 87.5 percent of person-miles traveled on the Interstate are reliable;
- 92.9 percent of person-miles traveled on the non-Interstate are reliable; and
- 1.38 truck travel time reliability index.

In establishing these targets, FDOT reviewed external and internal factors that may affect reliability, analyzed travel time data from the National Performance Management Research Dataset (NPMRDS), and developed a sensitivity analysis indicating the level of risk for road segments to become unreliable.

FDOT collects and reports reliability data to FHWA each year to track performance and progress toward the reliability targets. Performance for all three measures improved from 2017 to 2021, with some disruption in the trend during the global pandemic in 2020. Actual performance in 2019 was better than the 2019 targets, and in early 2021 FHWA determined that FDOT made significant progress toward the 2019 targets. FHWA’s assessment of progress toward the 2021 targets is anticipated to be released in March 2023.

The methodologies for the PM3 measures are still relatively new, and the travel time data source has changed since the measures were first introduced. As a result, FDOT only has three years (2017-2019) of pre-pandemic travel reliability trend data as a basis for future forecasts. Based on the current data, Florida’s performance continues to exceed the previous targets. Given the uncertainty in future travel behavior, FDOT believes the previous targets are still appropriate for 2023 and 2025.

System performance and freight are addressed through several statewide initiatives:

- Florida’s Strategic Intermodal System (SIS) is composed of transportation facilities of statewide and interregional significance. The SIS is a primary focus of FDOT’s capacity investments and is Florida’s primary network for ensuring a strong link between transportation and economic competitiveness. These facilities, which span all modes and includes highways, are the workhorses of Florida’s transportation system and account for a dominant share of the people and freight movement to, from and within Florida. The SIS includes 92 percent of NHS lane miles in the state. Thus, FDOT’s focus on improving performance of the SIS goes hand-in-hand with improving the NHS, which is the focus of the FHWA’s



TPM program. The SIS Policy Plan was updated in early 2022 consistent with the updated FTP. The SIS Policy Plan defines the policy framework for designating which facilities are part of the SIS, as well as how SIS investments needs are identified and prioritized. The development of the SIS Five-Year Plan by FDOT considers scores on a range of measures including mobility, safety, preservation, and economic competitiveness as part of FDOT’s Strategic Investment Tool (SIT).

- In addition, FDOT’s Freight Mobility and Trade Plan (FMTP) defines policies and investments that will enhance Florida’s economic development efforts into the future. The FMTP identifies truck bottlenecks and other freight investment needs and defines the process for setting priorities among these needs to receive funding from the National Highway Freight Program (NHFP). Project evaluation criteria tie back to the FMTP objectives to ensure high priority projects support the statewide freight vision. In May 2020, FHWA approved the FMTP as FDOT’s State Freight Plan.
- FDOT also developed and refined a methodology to identify freight bottlenecks on Florida’s SIS on an annual basis using vehicle probe data and travel time reliability measures. Identification of bottlenecks and estimation of their delay impact aids FDOT in focusing on relief efforts and ranking them by priority. In turn, this information is incorporated into FDOT’s SIT to help identify the most important SIS capacity projects to relieve congestion.

5.1.2 MPO Targets

MPOs must establish four-year targets for all three performance measures. MPOs can either agree to program projects that will support the statewide targets or establish their own quantifiable targets for the MPO’s planning area for one or more measures.

On April 6, 2023, the Hernando/Citrus MPO agreed to support FDOT’s statewide system performance and freight targets, thus agreeing to plan and program projects in the TIP that once implemented, are anticipated to make progress toward achieving the statewide targets.

5.2 System Performance and Freight Investments in the TIP

The Hernando/Citrus MPO’s TIP reflects investment priorities established in the 2045 Long-Range Transportation Plan. The focus of the Hernando/Citrus MPO’s investments that address system performance and freight include the following project examples contained in the TIP:

Table 5.2 – An Excerpt of TIP Projects reflecting System Performance & Freight Investments in the TIP		
Item 443981-1	\$2,746,552	US 41/SR 45 from South of SR 44 to E. Grace, A SIS project improving the southbound left turn lane and 7 ft. buffered bike lane



Item 416735-1	\$48,627,610	SR 50/Cortez Blvd from west of Buck Hope Road to West of Jefferson, a multi-funded project adding lanes and rehabilitating pavement on a truck bypass facility utilized by commercial vehicles in Brooksville
Item 405270-4	\$74,661,608	Suncoast Parkway II – South of W. Grover Cleveland Boulevard to SR 44 – new road construction to facilitate movement and relieve congestion on major roadways

Programs and strategies or major projects funded in the TIP that address system performance and freight on the Interstate and non-Interstate NHS in the MPO area, such as those in the following categories:

- Corridor improvements
- Intersection improvements (on NHS roads)
- Projects evaluated in the CMP and selected for the TIP
- Investments in transit, bicycle, or pedestrian systems that promote mode shift
- Managed lanes
- Freight improvements (Interstate) that increase reliability (could include improved weigh stations, addressing identified truck bottlenecks on the Interstate, etc.).
- TSMO/ITS projects or programs

The projects included in the TIP are consistent with FDOT's 5-Year Work Program, and therefore to FDOT's approach to prioritize funding to address performance goals and targets. Per federal planning requirements, the state selects projects on the NHS in cooperation with the MPO from the approved TIP. Given the significant resources devoted in the TIP to programs that address system performance and freight, the MPO anticipates that once implemented, the TIP will contribute to progress towards achieving the statewide reliability performance targets.

6 - TRANSIT ASSET MANAGEMENT MEASURES

Transit Asset Performance Measures

FTA's Transit Asset Management (TAM) regulations apply to all recipients and subrecipients of Federal transit funding that own, operate, or manage public transportation capital assets. The regulations define the term



“state of good repair,” require that public transportation providers develop and implement TAM plans, and established state of good repair standards and performance measures for four asset categories: equipment, rolling stock, transit infrastructure, and facilities. Table 6.1 identifies the TAM performance measures.

Table 6.1. FTA TAM Performance Measures

Asset Category	Performance Measure
1. Equipment	Percentage of non-revenue, support-service and maintenance vehicles that have met or exceeded their Useful Life Benchmark
2. Rolling Stock	Percentage of revenue vehicles within a particular asset class that have either met or exceeded their Useful Life Benchmark
3. Infrastructure	Percentage of track segments with performance restrictions
4. Facilities	Percentage of facilities within an asset class rated below condition 3 on the TERM scale

For equipment and rolling stock classes, useful life benchmark (ULB) is defined as the expected lifecycle of a capital asset, or the acceptable period of use in service, for a particular transit provider’s operating environment. ULB considers a provider’s unique operating environment such as geography, service frequency, etc.

Public transportation providers are required to establish and report TAM targets annually for the following fiscal year. Each public transportation provider or its sponsors must share its targets with each MPO in which the public transportation provider’s projects and services are programmed in the MPO’s TIP. MPOs are not required to establish TAM targets annually each time the transit provider establishes targets. Instead, MPO targets must be established when the MPO updates the LRTP (although it is recommended that MPOs reflect the most current transit provider targets in the TIP if they have not yet taken action to update MPO targets). When establishing TAM targets, the MPO can either agree to program projects that will support the transit provider targets or establish its own separate regional TAM targets for the MPO planning area. MPO targets may differ from agency targets, especially if there are multiple transit agencies in the MPO planning area. To the maximum extent practicable, public transit providers, states, and MPOs must coordinate with each other in the selection of performance targets.

The TAM regulation defines two tiers of public transportation providers based on size parameters. Tier I providers are those that operate rail service, or more than 100 vehicles in all fixed route modes, or more than 100 vehicles in one non-fixed route mode. Tier II providers are those that are a subrecipient of FTA 5311 funds, or an American Indian Tribe, or have 100 or less vehicles across all fixed route modes or have 100 or less vehicles in one non-fixed route mode. A Tier I provider must establish its own TAM targets, as well as report performance and other data to FTA. A Tier II provider has the option to establish its own targets or to participate in a Group Plan with other Tier II providers whereby targets are established for the entire group in coordination with a group plan sponsor, typically a state DOT.



6.2 Transit Asset Management Targets

The following Tier II providers operate in the MPO planning area: Hernando County Board of County Commissioners (TheBus) and Citrus County Transit Services. These providers are not in FDOT’s Group TAM Plan.

6.2.1 Transit Provider Targets

The Hernando County Board of County Commissioners established updated TAM targets for each of the applicable asset categories on September 8, 2022. Table 6.2.1-Hernando presents the provider’s targets. The Citrus County Board of County Commissioners (Citrus Transit) established updated TAM targets for each of the applicable asset categories on October 26, 2022. Table 6.2.1-Citrus presents the targets for Citrus County.

The transit provider’s TAM targets are based on the condition of existing transit assets and planned investments in equipment, rolling stock, infrastructure, and facilities. The targets reflect the most recent data available on the number, age, and condition of transit assets, and capital investment plans for improving these assets. The tables summarize both existing conditions for the most recent year available and the current targets.

Table 6.2.1-Hernando: Transit Asset Management Targets for Hernando County, Florida (System Name: TheBus)

Asset Category - Performance Measure	Asset Class	FY 2023 Asset Condition	FY 2024 Target
Rolling Stock			
Age - % of revenue vehicles within a particular asset class that have met or exceeded their ULB	BU-Bus	8%	23%
	CU-Cutaway Bus	83%	33%
	MV-Minivan	0%	0%
Equipment			
Age - % of non-revenue vehicles within a particular asset class that have met or exceeded their ULB	Generator	0%	0%
Facilities			
Condition - % of facilities with a condition rating below 3.0 on the FTA Transit Economic Requirements Model (TERM) Scale	Administration	0%	0%



Table 6.2.1-Citrus: Transit Asset Management Targets for Citrus County, Florida (System Name: Citrus County Transit)

Asset Category - Performance Measure	Asset Class	FY 2023 Asset Condition	FY 2024 Target
Rolling Stock			
Age - % of revenue vehicles within a particular asset class that have met or exceeded their ULB	CU-Cutaway Bus	33%	20%
	MV-Van	100%	0%
Equipment			
Age - % of equipment that has met or exceeded its ULB	Generator	0%	0%
Facilities			
Condition - % of facilities with a condition rating below 3.0 on the FTA Transit Economic Requirements Model (TERM) Scale	Administration	0%	0%

6.2.2 MPO Transit Asset Management Targets

As discussed above, MPOs are not required to establish TAM targets annually each time the transit provider establishes targets. Instead, MPOs must revisit targets each time the MPO updates the LRTP. MPOs can either agree to program projects that will support the transit provider targets or establish separate regional TAM targets for the MPO planning area. MPO targets may differ from agency targets, especially if there are multiple transit agencies in the MPO planning area.

On September 18, 2018, the Hernando/Citrus MPO agreed to support the TAM targets of the Hernando County and the Citrus County transit providers, thus agreeing to plan and program projects in the TIP that once implemented, are anticipated to make progress toward achieving the provider’s targets.

6.3 Transit Asset Management Investments in the TIP

The Hernando/Citrus MPO’s TIP was developed and is managed in cooperation with the Hernando County Board of County Commissioners (TheBus) and the Citrus County Board of County Commissioners (Citrus County Transit). The TIP reflects the transit investment priorities established in the 2045 Long-Range Transportation Plan (LRTP).

FTA funding, as programmed by the region’s transit providers and FDOT, is used for programs and products to improve the condition of the region’s transit assets. The focus of Hernando/Citrus MPO transit provider’s investments that address transit state of good repair include:

- Bus, ADA, and administrative vehicle replacement



- Maintenance Facility
- Transit Preventative Maintenance (Capital)

Transit asset condition and state of good repair is a consideration in the methodology the Hernando/Citrus MPO uses to select projects for inclusion in the TIP. The TIP includes specific investment priorities that support all of the MPO's goals, including transit state of good repair, using a prioritization and project selection process established in the 2045 LRTP. This process evaluates projects that, once implemented, are anticipated to improve transit state of good repair in the MPO's planning area.

The Hernando/Citrus MPO's TIP has been evaluated and the anticipated effect of the overall program is that, once implemented, progress will be made towards achieving the TAM performance targets. The Hernando/Citrus MPO will continue to coordinate with Hernando County (TheBus) and Citrus County (Citrus County Transit) to maintain the region's transit assets in a state of good repair. The Hernando County Transit Development Plan was updated in August 2022 and the Citrus County Transit Development Plan was updated in July 2022. The Hernando/Citrus MPO and its transit providers evaluate, prioritize, and fund transit projects that, once implemented, are anticipated to improve state of good repair in the MPO's planning area. The MPO's goal of supporting local transit providers to achieve transit asset condition targets is linked to this investment plan, and the process used to prioritize the projects within the TIP is consistent with federal requirements.

For more information on these programs and projects, see TIP Appendix H.

7 - TRANSIT SAFETY PERFORMANCE

FTA's Public Transportation Agency Safety Plan (PTASP) regulations established transit safety performance management requirements for providers of public transportation systems that receive federal financial assistance under 49 U.S.C. Chapter 53.

The regulations apply to all operators of public transportation that are a recipient or sub-recipient of FTA Urbanized Area Formula Grant Program funds under 49 U.S.C. Section 5307, or that operate a rail transit system that is subject to FTA's State Safety Oversight Program. The PTASP regulations do not apply to certain modes of transit service that are subject to the safety jurisdiction of another Federal agency, including passenger ferry operations regulated by the United States Coast Guard, and commuter rail operations that are regulated by the Federal Railroad Administration.

The PTASP must include performance targets for the performance measures established by FTA in the National Public Transportation Safety Plan, which was published on January 28, 2017. The transit safety performance measures are:

- Total number of reportable fatalities and rate per total vehicle revenue miles by mode.
- Total number of reportable injuries and rate per total vehicle revenue miles by mode.
- Total number of reportable safety events and rate per total vehicle revenue miles by mode.



- System reliability – mean distance between major mechanical failures by mode.

In Florida, each Section 5307 or 5311 public transportation provider must develop a System Safety Program Plan (SSPP) under Chapter 14-90, Florida Administrative Code. FDOT technical guidance recommends that Florida’s transit agencies revise their existing SSPPs to be compliant with the new FTA PTASP requirements.¹

Each public transportation provider that is subject to the PTASP regulations must certify that its SSPP meets the requirements for a PTASP, including transit safety targets for the federally required measures. Providers were required to certify their initial PTASP and safety targets by July 20, 2021. Once the public transportation provider establishes safety targets it must make the targets available to MPOs to aid in the planning process. MPOs are not required to establish transit safety targets annually each time the transit provider establishes targets. Instead, MPO targets must be established when the MPO updates the LRTP (although it is recommended that MPOs reflect the current transit provider targets in their TIPs). When establishing transit safety targets, the MPO can either agree to program projects that will support the transit provider targets or establish its own separate regional transit safety targets for the MPO planning area. In addition, the Hernando/Citrus MPO must reflect those targets in LRTP and TIP updates.

7.1 Transit Safety Targets

The following public transportation provider(s) operate in the Hernando/Citrus MPO area: Hernando County Board of County Commissioners (TheBus), and Citrus County Board of County Commissioners (Citrus County Transit). Of these, Hernando County (TheBus) and the Citrus County (Citrus County Transit) are responsible for developing a PTASP and establishing transit safety performance targets annually.

7.1.1 Transit Agency Safety Targets

The Hernando County Board of County Commissioners (TheBus) established the transit safety performance targets identified in Table 7.1.1 (Hernando) on June 14, 2022. The Citrus County Board of County Commissioners (Citrus County Transit) established the transit safety performance targets in Table 7.1.1 (Citrus) on May 12, 2022, which are based on the safety performance measures established under the National Public Transportation Safety Plan:

Mode of Service	Fatalities	Fatalities (per 100k VRM)	Injuries	Injuries (per 100k VRM)	Safety Events	Safety Events (per 100k VRM)	System Reliability (VRM100k/failures)
Fixed Route	0	0	1	0	1	0	1
Demand Response	0	0	0	0	0	0	0

¹ FDOT Public Transportation Agency Safety Plan Guidance Document for Transit Agencies. Available at <https://www.fdot.gov/transit/default.shtm>



Table 7.1.1. Safety Performance Targets – CITRUS COUNTY, FL (CITRUS COUNTY TRANSIT)							
Mode of Service	Fatalities	Fatalities (per 100k VRM)	Injuries	Injuries (per 100k VRM)	Safety Events	Safety Events (per 100k VRM)	System Reliability (VRM100k/failures)
Deviated Fixed Route Bus	0	0	3	.27	5	.45	1.41
ADA/Para-transit	0	0	1	.07	10	.7	2.11

7.1.2 MPO Transit Safety Targets

As discussed above, MPOs are not required to establish transit safety targets annually each time the transit provider establishes targets. Instead, MPOs must revisit targets each time the MPO updates the LRTP. MPOs can either agree to program projects that will support the transit provider targets or establish separate regional transit safety targets for the MPO planning area. MPO targets may differ from agency targets, especially if there are multiple transit agencies in the MPO planning area. On December 10, 2020, the Hernando/Citrus MPO agreed to support the TheBus and Citrus Transit’s transit safety targets, thus agreeing to plan and program projects in the TIP that once implemented, are anticipated to make progress toward achieving the provider’s targets.

7.2 Transit Safety Investments in the TIP

The Hernando/Citrus MPO’s TIP was developed and is managed in cooperation with the Hernando County Board of County Commissioners (TheBus) and the Citrus County Board of County Commissioners (Citrus County Transit). It reflects the investment priorities established in the 2045 LRTP.

FTA funding, as programmed by the region’s transit providers and FDOT, is used for programs and products to improve the safety of the region’s transit systems. The focus of Hernando/Citrus MPO’s investments that address transit safety include projects funded in the TIP (Appendix H) that address transit safety and transit system reliability. The PTASPs identify safety issues and safety risk mitigation strategies.

Transit safety is a consideration in the methodology Hernando/County MPO uses to select projects for inclusion in the TIP. The TIP includes specific investment priorities that support the MPO’s goals, including transit safety, using a prioritization and project selection process established in the 2045 LRTP. This process evaluates projects that, once implemented, are anticipated to improve transit safety in the MPO’s planning



area. This prioritization process considers factors such as: safety, public support, economic development, and mobility, and system preservation (2045 LRTP, Chapter 6).

The Hernando/Citrus MPO's TIP has been evaluated and the anticipated effect of the overall program is that, once implemented, progress will be made towards achieving the transit safety performance targets. The Hernando/Citrus MPO will continue to coordinate with the Hernando County and Citrus County providers to maintain and improve the safety of the region's transit system and maintain transit assets in a state of good repair. Appendix H of the TIP reflects the transit safety and program investments for the MPO area. The five-year TIP reflects approximately \$43 million in funding from federal, state, and local sources for transit capital and operating needs for Hernando County's transit system. The Citrus County's system reflects approximately \$4 million in funding from federal, state, and local sources.



Appendix C: List of Priority Projects as Approved by the MPO on June 1, 2023

Page blank for printing purposes

Hernando/Citrus MPO List of Priority Projects - Congestion Management

MPO Board Adoption - June 1, 2023

PRIORITY	FDOT ITEM #	AGENCY	FACILITY	AREA	FROM	TO	ACTIVITY	PROJECT PHASE	COST	YEAR
Production	405270 1,3,4	FTE	Suncoast Parkway II (SR 589)	Citrus	US 98	SR 44	New 4 lane Toll Road	CONST	\$191,085,178	UNDERWAY
Production	442764 1	FTE	Suncoast Parkway II (SR 589)	Citrus	SR 44	CR 486	New 4 lane Toll Road	CONST	\$102,499,431	2023
Production	405822 2	FDOT	US 19 (SR 55) / US 98	Citrus	W. Green Acres St.	W. Jump Ct.	Add 2 lanes (existing 4)	CONST	\$29,268,982	UNDERWAY
Production	405822 3	FDOT	US 19 (SR 55) / US 98	Citrus	W. Jump Ct.	W. Fort Island Trail	Add 2 lanes (existing 4)	CONST	\$37,962,912	UNDERWAY
Production	416733 2	FDOT	SR 50 Bypass	Hern	CR 485 (Cobb Rd.)	W. of Buck Hope Road	Add 2 lanes (existing 4)	CONST	\$11,192,916	2023
Production	416735 1	FDOT	SR 50 Bypass	Hern	W. of Buck Hope Road	Jefferson Street (50A)	Add 2 lanes (existing 4)	CONST	\$41,323,243	2026
Production	257165 3	FDOT	US 41 (SR 45) (N. Florida Ave.)	Citrus	SR 44 (E. Gulf to Lake Hwy.)	S of Withlacoochee Trail Bridge	Add 2 lanes (existing 2)	CONST	\$14,985,303	2023
Production	257165 4	FDOT	US 41 (SR 45) (N. Florida Ave.)	Citrus	S of Withlacoochee Trail Bridge	N of N Sportsman Pt	Add 2 lanes (existing 2)	CONST	\$21,511,308	2025
Production	442835 1	FDOT	SR 50 (Cortez Blvd.)	Hern	US 301 / SR 35 (Treiman Blvd.)	Hernando/Sumter Co. Line	Add 2 lanes (existing 2)	CONST	\$54,317,918	UNDERWAY
Production	257165 1	FDOT	US 41 (SR 45) (N Florida Ave.)	Citrus	SR 44 (E Gulf to Lake Highway)	East Arlington St	Add 2 lanes (Existing 2)	PE		
Production	257165-3	FDOT	US 41 (SR 45)	Citrus	SR 44	S of Withlacoochee Trail Bridge	Add 2 lanes (existing 2)	Construction		Spring 2023
Production	257165-4	FDOT	US 41 (SR 45)	Citrus	S. of Withlacoochee Trail Bridge	N of Sportsman Pt	Add 2 lanes (existing 2)	Construction		Summer 2025
1A	257165 5	FDOT	US 41 (SR 45)	Citrus	N of N Sportsman Pt	E of Arlington St	Add 2 lanes (existing 2)	Construction		Winter 2027
1B	257165-2	FDOT	US 41 (SR 45) from E Arlington Street St to N of SR 200 (Divided into 257165-6, 257165-7, 257165-8)							
	257165-6	FDOT	US 41 (SR 45)	Citrus	E Arlington St	E Louisiana Lane	Add 2 lanes (existing 2)	Design 45% complete, ROW underway		
	257165-7	FDOT	US 41 (SR 45)	Citrus	E Louisiana Lane	S of CR 486	Add 2 lanes (existing 2)	Design 45% complete		
	257165-8	FDOT	US 41 (SR 45)	Citrus	CR 486	N of SR 200	Add 2 lanes (existing 2)	Design 45% complete		
2	257298	FDOT	CR 578 (County Line Road) from E of East Rd to W of Suncoast Parkway (Divided into 257298-3 and 257298-4)							
	257298 3		CR 578 (County Line Road)	Hern	East of East Rd	Springtime St	Add 2 lanes (existing 2)			
	257298 4		CR 578 (County Line Road)	Hern	East of Mariner Blvd	W of the Suncoast Parkway	Add 2 lanes (existing 2)			
3		FDOT	SR 200 (N Carl G. Rose Hwy)	Citrus	US 41	Marion County Line	Add 2 lanes (existing 2)			
4		FDOT	US 41/SR 50A One Way Pairs	Hern	W. of Mildred Avenue	US 41/SR 50A Intersection	Complete Streets			
5		FDOT	CR 491 (N. Lecanto Hwy.)	Citrus	W. Pine Ridge Blvd.	SR 200	Add 2 lanes (existing 2)			
6			US 41 at Lake Lindsey Rd	Hern			Roundabout			
7		FDOT	Cardinal St	Citrus	US 19	CR 491	Add 2 lanes (existing 2)			
8		FDOT	US 41 (SR 45)	Hern	Spring Hill Dr.	Powell Rd.	Add 2 lanes (existing 4)			
9	405822 5	FDOT	US 19 (SR 55)/US 98	Citrus	Cardinal Street	Green Acres	Add 2 lanes (existing 4)			
10	257299	FDOT	CR 485 (Cobb Rd)/SR 50	Hern	SR 50	N of Fort Dade	4-lane or 3-lane cross section			
10a	257299-3		CR 485 (Cobb Rd)	Hern	SR 50/50A/Cortez Blvd	Brooksville Water Reclamation Dr	Add 2 lanes (existing 2)			
10b			CR 485 (Cobb Rd)	Hern	Brooksville Water Reclamation Dr	Yontz Rd	Add 2 lanes (existing 2)			
10c			CR 485 (Cobb Rd)	Hern	Yontz Rd	US 98 (Ponce de Leon Blvd)	Add 2 lanes (existing 2)			

Hernando/Citrus MPO List of Priority Projects - Congestion Management

MPO Board Adoption - June 1, 2023

PRIORITY	FDOT ITEM #	AGENCY	FACILITY	AREA	FROM	TO	ACTIVITY	PROJECT PHASE	COST	YEAR
11		FDOT	CR 490 (Homosassa Trail)	Citrus	US 19 (SR 55)/US 98	SR 44 (W. Gulf to Lake Hwy.)	Add 2 lanes (existing 2)			
12	447536 3	FDOT	US 301	Hern	Pasco County Line	SR 50/Cortez Blvd	PE to Add 2 lanes (existing 2)			
13		FDOT	US 41 @ North Citrus Springs Blvd.	Citrus	Intersection		Roundabout			
14		FDOT	Croft Ave.	Citrus	SR 44 (E. Gulf to Lake Hwy.)	E. Hayes St.	Add 2 lanes (existing 2)			
15		FDOT	Rock Crusher Road	Citrus	CR 490	SR 44	Add 2 lanes (existing 2)			
16		FDOT	Venable St. / Crystal Oaks Dr.	Citrus	US 19	SR 44	Add 2 lanes (existing 2)			
17		FDOT	CR 490A (W. Grover Cleveland Blvd.)	Citrus	US 19 (SR 55)/US 98	CR 491 (S. Lecanto Hwy.)	Add 2 lanes (existing 2)			

Hernando/Citrus MPO Transportation Alternatives List of Priority Projects

MPO Board Adoption - June 1, 2023

Priority	FPN / Resp. Agency	Project/Corridor	From	To	Area	Project Type	Project Phase/Year
Production	437264 2/FDOT	GNT GAP Connector	SR 50/Cortez Blvd	GNT	Hernando County (City of Brooksville)	TA	CST 2022
Production	439509 1/FDOT	Deltona Blvd Sidewalks	Elgin Blvd	SR 50	Hernando County	TA	CST 2022
Production	433714 1/FDOT	E Linden Dr	Coronado Dr	Spring Hill Dr	Hernando County	TA	CST 2021
Production	437484 1/FDOT	W. Landover Blvd.	Northcliffe Blvd.	Elgin Blvd.	Hernando County	TA	CST 2023
Production	439508 1/FDOT	Elgin Blvd – sidewalk	Deltona Blvd	Mariner Blvd	Hernando County	TA	CST 2022
Production	438651 1/FDOT	S Linden Dr. - Sidewalk	County Line Rd.	Spring Hill Dr.	Hernando County	TA	CST 2024
Production	437514 2/FDOT	US 19/SR 55/S. Suncoast Blvd. - Multi-Use Trail	Hernando/Citrus County Line	W. Green Acres St.	Citrus County (Crystal River)	RRR	CST 2021
Production	441107 1/FDOT	Eastside Elementary – Sidewalk, Raley Rd	US 98/SR 50/Cortez Blvd	Roper Road	Hernando County	SRTS	CST 2024
Production	439698 1/FDOT	Forest Ridge Elementary – Ph I Sidewalk	W Norvell Bryant Hwy (CR 486)	W Lake Beverly Dr	Citrus County	SRTS	CST 2021
Production	441103 1/FDOT	Freeport Dr	Deltona Blvd	Northcliffe Blvd	Hernando County	SRTS	CST 2024
Production	44105 1/FDOT	Forest Ridge Elementary Phase II	W. Beverly Drive	W Colbert Ct	Citrus County	SRTS/TA	PE 2024
1	443358 1/FDOT	Withlacoochee State Trail (WST) – Rehabilitation	Hernando / Citrus County Line	Citrus / Marion County Line	Citrus County	TA	RRR 2021
1d		Section d (6.38 Miles)	Citrus / Hernando County Border	Floral City	Citrus County	TA	RRR 2021
1e		Section e (6.97 Miles)	Floral City	North Apopka Ave.	Citrus County	TA	RRR 2021
1f		Section f (5.07 Miles)	North Apopka Ave.	Norvell Bryant Hwy.	Citrus County	TA	RRR 2021
1g		Section g (5.05 Miles)	Norvell Bryant Hwy.	CR 491	Citrus County (City of Inverness)	TA	RRR 2021
1 h		Section h (5.34 Miles)	CR 491	SR 200	Citrus County	TA	RRR 2021
2		N Independence Hwy-PS/Sidewalk	E Gulf to Lake Hwy (SR 44)	N Florida Ave (US 41)	Citrus County	TA	No application
3		Sunshine Grove Rd. - Sidewalk	Ken Austin Pkwy.	Hexam Rd.	Hernando County	TA	Application Submitted
4		Three Sisters Springs Connector - Multi-Use Trail	US 19 / Kings Bay Drive	486 Trail	Citrus County (Crystal River)	TBD	Application Submitted
5		California St. / Powell Rd. - Sidewalk	Spring Hill Dr. / California St.	Powell Rd./Rowan Rd.	Hernando County	TA	Application Submitted
6		Cobblestone Dr. - Sidewalk	Pinehurst Dr.	County Line Rd.	Hernando County	TA	Application Submitted
7		Sugarmill Woods - Multi-Use Trail along US 98	Oak Village Blvd.	Trailhead / Parking lot near the Suncoast Parkway II	Citrus County	TA	No Application
8		W. Linden Dr. - Sidewalk	Spring Hill Dr.	Mariner Blvd.	Hernando County	TA	Application Submitted
9		Rock Crusher Sidewalk	W. Homosassa Trail (CR490)	W. Gulf to Bay Hwy (SR44)	Citrus County	TA	No Application

Hernando/Citrus MPO Transportation Alternatives List of Priority Projects

MPO Board Adoption - June 1, 2023

Priority	FPN / Resp. Agency	Project/Corridor	From	To	Area	Project Type	Project Phase/Year
10		Amero Ln. - Sidewalk	Coronado Dr.	Anderson Snow Rd.	Hernando County	TA	Application Submitted
11		E. Vine St.& E. Gospel Is. Rd.- Sidewalk	N. Apopka Ave.	W. Gulf to Lake Hwy (SR 44)	Citrus County	TA	No Application
12		Nightwalker Rd. - Sidewalk	Cortez Blvd. (SR 50)	Madrid Rd.	Hernando County	TA	Application Submitted
13		W. Cardinal St. - Sidewalk	US 19 (S. Suncoast Blvd.)	S. Lecanto Hwy (CR 491)	Citrus County	TA	No Application
14		Good Neighbor Trail (GNT) - Rehabilitation	Jefferson St.	Jasmine St.	Hernando County	TA	Application Submitted
15		US 19 Trailhead & Crossing	Crosstown Trail at US 19 - (In City of Crystal River)		Citrus County (Crystal River)	TA	No Application
16		Withlacoochee State Trail (WST) – Reconstruction	Pasco/Hernando County Line	Citrus/Hernando County Line	Hernando County	TBD	No Application
16a		Section a (3.15 Miles)	Pasco/Hernando Border	SR 50	Hernando County	TBD	No Application
16b		Section b (5.15 Miles)	SR 50	Croom Rd.	Hernando County	TBD	No Application
16c		Section c (5.90 Miles)	Croom Rd.	Hernando/Citrus Border	Hernando County	TBD	No Application
17		South Apopka Connector - Phase I	Dampier St.	Highland Blvd.	Citrus County (City of Inverness)	TA	No Application
18		Suncoast Trail/U.S. 98 - Trailhead/Restroom	Suncoast Trail/US 98		Hernando County	TA	No Application
19		W. Halls River Rd. (CR 490A) - Sidewalk	S. Riverview Circle	US 19 (S. Suncoast Blvd.)	Citrus County	TA	No Application
20		Spring Hill Dr. - Sidewalk	US 19	Ken Lake Ave.	Hernando County	TA	No Application
21		Eden Dr. Connector/Sidewalk	WST	Martinis Dr.	Citrus County (City of Inverness)	TA	No Application
22		Spring Hill Dr. - Sidewalk	Spring Park Way	US 41	Hernando County	TA	Application Submitted
23		Forest Dr. Sidewalk	W. Main St. (SR44)	Independence Hwy.	Citrus County	TA	No Application
24		Turner Camp Rd./Ella Ave. - PS/Sidewalk	US 41	Inverness MS	Citrus County	TA	No Application
25		Citrus Springs Blvd. - Bicycle Lane/PS	Dunklin Blvd.	W. Deltona Blvd.	Citrus County	TA	No Application
26		Suncoast Trail (SCT) – Rehabilitation	County Line Road	US 98	Hernando County	TA	Application Submitted
26a		Section a	County Line Road	Spring Hill Drive	Hernando County	TBD	Application Submitted
26b		Section b	Spring Hill Drive	SR 50	Hernando County	TBD	Application Submitted
26c		Section c	SR 50	US 98	Hernando County	TBD	Application Submitted
26d		Section d	Centralia Rd.	US 98	Hernando County	TBD	Application Submitted
27		Elkcam Blvd. - Bicycle Lane/PS	Pine Ridge Blvd	N Citrus Springs Blvd.	Citrus County	TA	No Application

Hernando/Citrus MPO Transportation Alternatives List of Priority Projects

MPO Board Adoption - June 1, 2023

Priority	FPN / Resp. Agency	Project/Corridor	From	To	Area	Project Type	Project Phase/Year
28		Pine Ridge Blvd. - Multiuse Trail	CR 486	CR 491	Citrus County	TA	No Application
29		South Apopka Connector - Phase II	Highland Blvd.	E Anna Jo Dr.	Citrus County (City of Inverness)	TA	No Application
30		Mossy Oak Sidewalk	US 41 and Eden Dr.	WST	Citrus County	TA	No Application
31		Sugarmill Woods Bicycle Lane along:			Citrus County	TA	No Application
31a		Section a. W. Oak Park Blvd.	Shoppes at Sugarmill Woods	Corkwood Blvd.	Citrus County	TA	No Application
31b		Section b. Cypress Blvd. E	W. Oak Park Blvd.	Cypress Circle E	Citrus County	TA	No Application
32		W. Miss Maggie Dr. (CR 480) - Sidewalk/PS	Chassahowitzka River Campground	US 19 (S. Suncoast Blvd.)	Citrus County	TA	ROW issues
33		North Ave. - Sidewalk	Howell Ave.	Zoller St.	Hernando County (City of Brooksville)	TA	ROW issues
34		Kass Circle Improvements	Kass Circle		Hernando County	TA	Under Review
35a		Shelter/Restroom Amenities	Cardinal Boulevard Trailhead		Citrus County	TA	
35b		Shelter/Restroom Amenities	SR 44 @ Suncoast Parkway		Citrus County	TA	
36		Ft. Island Trail - Multi-Use Trail	Gulf of Mexico	Three Sisters Trail	Citrus County (Crystal River)	TBD	Consultant Study Complete / ETDM

Page blank for printing purposes

Appendix D: Glossary of Terms, Abbreviations, Funding Types/Codes, and Acronyms

Page blank for printing purposes

ACNP	ADVANCED CONSTRUCTION - Advanced Construction is used to program project phases that will eventually be reimbursed with federal funds. These are state funds used to finance projects in anticipation of future federal funds. AC funds are authorized with Federal Highway Administration (FHWA) in the same manner as regular federal funds. This will allow the Florida Department of Transportation to convert the AC funds to federal funds and then bill FHWA for accumulated costs.
ACSA	ADVANCED CONSTRUCTION - ANY AREA
ACSL	ADVANCED CONSTRUCTION LOCAL
ACSS	ADVANCE CONSTRUCTIONS (SS, HSP PROGRAMS)
ADA	AMERICANS WITH DISABILITIES - The Americans with Disabilities Act of 1990 is a Federal law that requires public facilities (including transportation services) to be accessible to persons with disabilities including those with mental disabilities, temporary disabilities, and the conditions related to substance abuse.
ARPA	AMERICAN RESCUE PLAN ACT OF 2021 ALSO CALLED THE COVID19 STIMULUS PACKAGE
ART	ARTERIAL HIGHWAYS PROGRAMS
ARTW	ARTERIAL WIDENING PROGRAM
BNIR	BNIR Intrastate R/W (right of way) & Bridge Bonds
BOCC	Board of County Commissioners is the chief legislative body in a County. Five county commissioners are elected to four-year terms by the voters at large and represent the geographical district in which they reside. The Board approves the budget, adopts local ordinances and resolutions, and establishes policies which govern the County and ensure the health, safety, and welfare of the citizens.
BPAC	Bicycle/Pedestrian Advisory Committee: The BPAC was established to provide a continuing forum with which to analyze and promote bicycle and pedestrian issues and Project as an integral part of a multi-modal transportation planning process. The BPAC initiates updates on the prioritization of transportation enhancement Project. The BPAC meets on a quarterly basis.
CAC	CAC - Citizens Advisory Committee: The CAC provides a formal framework for continuing public input on the Unified Planning Work Program (UPWP), the Transportation Improvement Program (TIP), and the Long-Range Transportation Plan (LRTP), as well as other elements of the transportation planning process. The CAC meets on a quarterly basis to provide public input at all stages of the planning
CEI	Construction Engineering Inspection
CIP	Capital Improvement Program: The CIP is a multi-year schedule of capital improvement Project, including priorities and cost estimates, budgeted to fit the financial resources of the community. This plan is updated annually and is part of the County's Comprehensive Plan.
CM	Congestion Mitigation. The CMP is a management system to improve traffic operations and safety by either strategies that reduce travel demand or the implementation of operational improvements.
CMAQ	Congestion Mitigation and Air Quality Improvement Program. The FAST Act continued the CMAQ program to provide a flexible funding source to State and local governments for transportation Project and programs to help meet the requirements of the Clean Air Act.

CMP	Congestion Management Process: The CMP is a management system and process conducted by metropolitan planning organizations (MPO), such as the Hernando/Citrus MPO, to improve traffic operations and safety by either strategies that reduce travel demand or the implementation of operational improvements.
CMS	CMS Congestion Management System.
COOP	Continuity of Operations Plan: The COOP establishes policy and guidance to ensure the execution of mission essential functions for the Hernando/Citrus MPO if an emergency in Hernando County threatens or incapacitates operations, and to direct the relocation of selected personnel and resources to an alternate facility capable of supporting operations.
CPG	Consolidated Planning Grant: The CPG enables FDOT, in cooperation with the MPO, FHWA, and FTA, to annually consolidate Florida's FHWA PL and FTA 5305(d) metropolitan planning fund allocations into a single grant that is administered by the FHWA Florida Division.
CST	Construction
CTC	The Community Transportation Coordinator (CTC) is the agency or organization in each county responsible for ensuring that coordinated transportation services are provided to serve the transportation disadvantaged.
CTD	Commission for Transportation Disadvantaged: The CTD is the State-level policy board for the coordination of transportation services for persons who because of disability, age or income are unable to transport themselves. The CTD adheres to the policies and procedures as set out in Chapter 427 F.S. and Rule 41-2, F.A.C.
CTST	Community Traffic Safety Team: The CTST is a locally based group of highway safety advocates who are committed to solving traffic safety problems through a comprehensive, multi-jurisdictional, multi-disciplinary approach. Members include city, county, state, private industry, and citizens. The common goal of each CTST is to reduce the number and severity of traffic crashes within their community.
DBE	DBE Disadvantaged Business Enterprise.
DDR	DDR – DISTRICT DEDICATED REVENUE District Dedicated Revenue. Those state revenues which are collected pursuant to Section 206.608, Florida Statutes, are allocated directly to the districts, and to the maximum extent feasible, in the county where the proceeds were collected, without being reduced by any other requirements. DDR, statutorily known as the "State Comprehensive Enhanced Transportation Systems Tax", in addition to highway uses, may also be used for district public transportation projects to meet the required statewide minimum distribution of 15% of state funds for public transportation.
DEM	DEM Environmental Mitigation
DEO	Department of Economic Opportunity.
DIH	STATE IN-HOUSE PRODUCT SUPPORT
DOPA	Designated Official Planning Agency: The DOPA is the entity responsible for transportation disadvantaged planning in a given area. In the urbanized areas of the state, the planning agencies are metropolitan planning organizations (MPOs).
DS	DS - STATE PRIMARY HIGHWAYS & PTO
DSB	Design-Build
DU	DU State Primary / Federal Reimbursement

EPA	EPA Environmental Protection Agency
ETDM	ETDM Efficient Transportation Decision Making. Florida’s ETDM process defines the procedures for planning transportation Project, conducting environmental reviews, and developing and permitting Project.
FAA	FAA Federal Aviation Administration.
FAST Act	FAST-Act - Fixing America’s Surface Transportation Act: Signed into law in December of 2015 by President Obama that provided long-term funding for surface transportation and infrastructure, planning and investment.
FAULTING	Faulting is the vertical misalignment of pavement joints, applicable to certain types of concrete pavements
FDOT	Florida Department of Transportation: FDOT is the State of Florida’s multi-modal transportation agency. Organizationally, it is composed of one central office in Tallahassee, seven district offices, and Florida’s Turnpike Enterprise.
FHWA	Federal Highway Administration: The FHWA is the Division of the U.S. Department of Transportation responsible for administrating federal highway transportation programs under Title 23 U.S.C. and Title 49 U.S.C.
FLP	The term “FLP” represents the freight, logistics and passenger operations program.
FTA	Federal Transit Administration - The FTA is the Federal entity responsible for transit planning and programs under Title 49 U.S.C.
FTE	Florida’s Turnpike Enterprise: Florida’s Turnpike Enterprise (FTE) manages Florida’s Turnpike System and acts as a separate business unit of the Florida Department of Transportation (FDOT). FTE is responsible for all operations on every FDOT-owned and operated toll road and bridge. The FTE 5-year work program (2016-2020) contains more than \$3.7 billion in capital improvements, which include widening the mainline roadway, new interchanges, safety improvements, resurfacing improvements, and maintenance.
FTP	Florida Transportation Plan: The FTP is the state’s long-range plan guiding Florida’s transportation future. The FTP is a plan for all of Florida – and affects every resident, business, and visitor.
FY	A fiscal year (FY) is used in government accounting, which varies between entities and for budget purposes. It is also used for financial reporting by businesses and other organizations.
GIS	Geographic Information System-is a framework for gathering, managing, and analyzing data. Rooted in the science of geography, GIS integrates many types of data. It analyzes spatial location and organizes layers of information into visualizations using maps and 3D scenes.
GMR	GMR Growth Management for SIS
GPC	GPC General Planning Consultant
HPMS	HPMS Highway Performance Monitoring System. The primary purpose of the HPMS is to serve data and information needs to reflect the condition and operating characteristics of the nation’s highways. HPMS data supports the analyses needed for the biennial condition and performance reports to Congress.
HSP	HSP Highway Safety Program
ICAR	ICAR Intergovernmental Coordination and Review and Public Transportation Collaborative Agreement.

IIJA	IIJA Infrastructure Investment and Jobs Act (IIJA) The Infrastructure Investment and Jobs Act (IIJA), also known as the Bipartisan Infrastructure Law (BIL), was signed into law on November 15, 2021.
ITS	Intelligent Transportation System: ITS is the use of computer and communications technology to facilitate the flow of information between travelers and system operators to improve mobility and transportation productivity, enhance safety, maximize the use of existing transportation facilities, conserve energy resources and reduce adverse environmental effects; includes concepts such as “freeway management systems,” “automated fare collection,” and “transit information kiosks.”
JPA	Joint Participation Transportation Agreement: A contract between the department and a public transportation system for either operations or capital assistance needed for implementation of a service project or projects. Each agreement shall include, but not be limited to, a project budget, method of payment, and period of performance
LCB	Local Coordinating Board: The purpose of the coordinating board is to provide advice and direction to the Community Transportation Coordinator concerning the coordination of transportation services.
LEP	Limited English Proficient: LEP refers to individuals who do not speak English as their primary language and have a limited ability to read, speak, write, or understand English
LF	LOCAL FUNDS
LFP	LFP – LOCAL FUNDS FOR PARTICIPATING
LOPP	LOPP List of Priority Projects. The LOPP is a list of priority Project developed in coordination with the MPO Board and committees.
LOS	Level of Service - a qualitative assessment of a road’s operating condition, generally described using a scale of A (little congestion) to E/F (severe congestion).
LRTP	LRTP - Long-Range Transportation Plan: In accordance with 49 USC 5304(f), the LRTP provides for the development and implementation of the multimodal transportation system, including transit, highway, bicycle, pedestrian, and accessible transportation. This plan must identify how the transportation system will meet the economic, transportation, development, and sustainability goals – among others – for a 20+-year planning horizon.
LTTR	LOTTR Level of Travel Time Reliability. LOTTR is the percent of person-miles on the Interstate system that are reliable, also referred to as the percent of person-miles on the non-Interstate NHS that are reliable.
MAP21	MAP-21 Moving Ahead for Progress in the 21st Century Act.
MPO	MPO - Metropolitan Planning Organization: The MPO is the forum for cooperative transportation decision-making, required for urbanized areas with populations over 50,000.
MPOAC	MPOAC - Metropolitan Planning Organization Advisory Council: The MPOAC is a statewide transportation planning and policy organization created by the Florida Legislature pursuant to Section 339.175(11), Florida Statutes, to augment the role of individual MPOs in the cooperative transportation planning process. The MPOAC assists MPOs in carrying out the urbanized area transportation planning process by serving as the principal forum for collective policy discussion.
MSC	Miscellaneous(grants-in-aid)

NHFP	NHFP National Highway Freight Program. The purpose, among other goals, of the National Highway Freight Program (NHFP) is to improve efficient movement of freight on the National Highway Freight Network (NHFN). https://ops.fhwa.dot.gov/freight/pol_plng_finance/policy/fastact/s1116nhfpguidance
NHFP	NHFP National Highway Freight Program. The purpose, among other goals, of the National Highway Freight Program (NHFP) is to improve efficient movement of freight on the National Highway Freight Network (NHFN). https://ops.fhwa.dot.gov/freight/pol_plng_finance/policy/fastact/s1116nhfpguidance
NHPP	NHPP-IM – NATIONAL HIGHWAY PERFORMANCE PROGRAM-M-National Highway Performance Program. IM, Bridge Replacement, National Highway -Map 21
NHS	NHS - National Highway System: Specific major roads to be designated September 30, 1995; the NHS will consist of 155,000 (plus or minus 15%) miles of road and represents one category of roads eligible for Federal funds under ISTEA.
NTD	In 1974, Congress established the National Transit Database (NTD) program to collect financial, operating, and asset information on transit agencies. Congress based the NTD program on the Uniform Financial Accounting and Reporting Elements (FARE), a Project initiated by the transit industry and funded by the UMTA. The NTD has become the Nation’s primary source of information on transit agencies.
PD&E	PD&E Project Development and Environment. The PD&E is a corridor study to establish conceptual design for a roadway and to determine its compliance with Federal, State, and local environmental permits, as required.
PD&E	Project Development & Environment
PE	PE Preliminary Engineering/Design. Preliminary engineering is the location, design, and related work preparatory to the advancement of a project to physical construction. Preliminary engineering includes preliminary and final design, both defined in 23 CFR 636.103, and other project-related work leading to physical construction. This includes costs to perform studies needed to address requirements of the National Environmental Policy Act (NEPA) and other environmental laws. It may include advertising and other pre-award work such as bid analysis, although it is also acceptable to include this work as construction engineering costs.
PE	Preliminary Engineering
PHED	Peak Hour Excessive Delay - is a term for traffic congestion measured by the annual hours of PHED per capita on the NHS. Excessive delay is based on travel time at 20 miles per hour or 60 percent of the posted speed limit travel time, whichever is greater, during in 15-minute intervals per vehicle. [23 CFR 490.705 and 490.707]
PKBD	Parkway Master Bond Fund
PKED	Parkway - Feeder Rd
PKYI	Parkway Turnpike Improvement
PKYR	Parkway Renewal and Replacement
PL	PL Planning - Federal Highway Administration planning funds, also called Section 112 funds “PL.”
PPP	A Public Participation Plan is a document developed in consultation with all interested parties, and shall provide that all interested parties have reasonable opportunities to comment on the contents of the transportation plan.

PSR	Present Serviceability Rating - a quality rating applicable only to certain lower speed roads.
PTGA	Public Transportation Grant Agreement is an agreement between an agency and FDOT that establishes a public transportation Project and responsibilities related to the Project. A PTGA defines the scope, budget, funding source, and any legal provision necessary for the Project.
ROW	ROW - Right-of-Way: Real property that is used for transportation purposes, defines the extent of the corridor that can be used for the road and associated drainage.
RRR	RRR Resurfacing, Restoration and Rehabilitation
RRU	Railroad and/or Utilities
RTA	RTA - Regional Transportation Analysis: The Regional Transportation Analysis (RTA) promotes transportation planning both within and among the counties that make up the Tampa Bay Region. The RTA provides a forum for the coordination of proposed transportation improvements - both highway and transit - that span multiple jurisdictions. Another important function of the RTA is that it provides for the development of a powerful, regional travel demand-forecasting model, the Tampa Bay Regional Planning Model.
SCOP	SCOP – SMALL COUNTY OUTREACH PROGRAM
SCTPA	SCTPA Sun Coast Transportation Alliance - Formerly known as the West Central Florida Chairs Coordinating Committee (CCC)-is an effort to address the transportation challenge on a regional, long – range basis. Issues such as personal mobility, access to jobs, goods movement, emergency evacuation, and growth management are some of the concerns addressed by the CCC, which is made up of the chairpersons from Metropolitan Planning Organizations and Transportation Planning Organizations (MPOs and TPOs) and their affiliated, transportation-related organizations. It serves eight counties: Citrus, Hernando, Hillsborough, Manatee, Pasco, Pinellas, Polk, and Sarasota.
SCWR	SMALL COUNTY WATER RESOURCES
SHSP	SHSP - Florida Strategic Highway Safety Plan: The SHSP is the statewide plan focusing on how to accomplish the vision of eliminating fatalities and reducing serious injuries on all public roads. The SHSP is updated at least every five years by FDOT in coordination with statewide, regional, and local safety partners. The SHSP is focused on the roadway component of transportation safety. Safety on other modes of transportation is covered by other plans.
SIS	SIS - Strategic Intermodal System: The SIS is a Florida network of high-priority transportation facilities, including the State’s largest and most significant commercial service airports, spaceport, deep-water seaports, freight rail terminals, passenger rail and intercity bus terminals, rail corridors, waterways, and highways.
SIS	Strategic Intermodal System
SRTS	Safe Routes to School
STIP	State Transportation Improvement Program

TA	Transportation Alternatives (TA): As defined under 23 U.S.C. 101(a)(29) (MAP-21 1103), these are specific activities which can be funded with Surface Transportation Program (STP) funds; activities include pedestrian/bicycle facilities, recreational trails program, Safe Routes to School (SRTS) activities, railway corridor preservation, construction of turnouts, overlooks and viewing areas, control/removal of outdoor advertising, historic preservation and rehabilitation of historic transportation facilities, invasive species control, archeological activities relating to impacts from eligible transportation Project, mitigation of highway storm water runoff water pollution, and reduce vehicle-caused wildlife mortality, planning, designing and construction of boulevards and other roadways largely in the right-of-way of former Interstate System routes or other divided highways.
TAC	TAC - Technical Advisory Committee: A standing committee of most MPOs, function is to provide advice on plans or actions of the MPO from planners, engineers, and other staff members (not general citizens).
TALL	TRANSPORTATION ALTERNATIVES POPULATION <200,000
TALT	Transportation Alternatives
TAM	TAM - Transit Asset Management: Transit Asset Management is a business model that uses the condition of assets to guide the optimal prioritization of funding at transit properties and keep transit networks in a State of Good Repair (SGR).
TBARTA	TBARTA - Tampa Bay Area Regional Transit Authority: Created by the Florida State Legislature in 2007, and reconstituted in 2017, to develop a Regional Transit Development Plan for the five-county West Central Florida region consisting of Hernando, Hillsborough, Manatee, Pasco and Pinellas counties
TBRPT	Tampa Bay Regional Planning Council: TBRPC was established as Florida's first regional planning council in 1962 when representatives from St. Petersburg, Clearwater, and Tampa recognized the need for regional coordination. TBRPC is one of ten regional planning councils in Florida.
TD	Transportation Disadvantaged: Those persons who because of physical or mental disability, income, status, or age are unable to transport themselves or purchase transportation and are, therefore, dependent upon others to obtain access to health care, employment, education, shopping, social activities, or other life-sustaining activities, or children who are disabled or high-risk or at-risk as defined in Section 411.202, Florida Statutes.
TDLCB	TDLCB - Transportation Disadvantaged Local Coordinating Board: The Transportation Disadvantaged Local Coordinating Board (TDLCB)s are the technical level review Boards established, consistent with Florida Statute, Chapter 427. The respective Boards oversee the activities of the Community Transportation Coordinator (CTC) and the overall Transportation Disadvantaged (TD) service program. The MPO serves as the Designated Official Planning Agency (DOPA) for the transportation disadvantaged program for both Hernando and Citrus County and functions as the appointing authority for both Boards, the TDLCBs meet on a quarterly basis.
TDM	TDM - Transportation Demand Management: Transportation demand management, traffic demand management or travel demand management is the application of strategies and policies to reduce travel demand, or to redistribute this demand in space or in time. In transport, as in any network, managing demand can be a cost-effective alternative to increasing capacity.

TDP	TDP - Transit Development Plan: The State of Florida Public Transit Block Grant Program was enacted by the Florida Legislature to provide a stable source of funding for public transit. The Block Grant Program requires public transit service providers to develop, adopt, and annually update a 10-Year Transit Development Plan (TDP). Under legislation that became effective February 20, 2007, the TDP must undergo a Major Update every five years. In the interim years, an update is to be submitted in the form of a progress report on the 10-year implementation program of the TDP.
TDSP	TDSP - Transportation Disadvantaged Service Plan: The TDSP is a tactical plan with components of development, service, and quality assurance. It outlines and evaluates the services provided to the Transportation Disadvantaged population by the CTC. Every five years a new TDSP is developed and updated annually by the CTC, the planning agency and the LCB. Thus, the LCB can guide and support the CTC in implementing coordination efforts or locally developed service standards that are consistent with the needs and resources of the community.
TIP	TIP - Transportation Improvement Program: A priority list of transportation Project developed by an MPO that is to be carried out within the four-year period following its adoption; must include documentation of Federal and State funding sources for each Project and be consistent with adopted MPO Long Range Transportation Plan (LRTP) and local government comprehensive plans.
TMA	TMA - Transportation Management Area: A TMA is designated by the U.S. Secretary of Transportation for an urbanized area with a population of at least 200,000. Congress provided for this greater role by MPOs through a certification review aimed at formalizing the continuing oversight and day-to-day evaluation of the planning process. MPOs attaining certification enjoy certain benefits, but they also incur additional requirements beyond those of smaller urbanized areas for congestion management, project selection, and certification.
TRIP	TRIP - Transportation Regional Incentive Program: TRIP was created in 2005 to improve regionally significant transportation facilities in "regional transportation areas". State funds are available throughout Florida to provide incentives for local governments and the private sector to help pay for critically needed Project that benefit regional travel and commerce. The Florida Department of Transportation (FDOT) will pay up to 50 percent of the non-federal share of Project costs for public transportation facility Project.
TRT	TRT Technical Review Team
TTTR	Truck Travel Time Reliability is the consistency or dependability in travel times for trucks, as measured from day-to-day and/or across different times of the day.
UPWP	UPWP - Unified Planning Work Program: A Unified Planning Work Program (UPWP) is an annual or biennial statement of work identifying the planning priorities and activities to be carried out within a metropolitan planning area. At a minimum, a UPWP includes a description of the planning work and resulting products, who will perform the work, time frames for completing the work, the cost of the work, and the source(s) of funds.

USDOT	UNITED STATES DEPARTMENT OF TRANSPORTATION: Federal agency that oversees the administration of federal programs managing highways, air travel, railroads, maritime activity and other transportation modes. The FHWA and FTA operate as part of USDOT.
ZDATA	ZDATA - Zonal Data: The information needed to describe the traveling public is commonly known as the zonal data and it includes household, person, vehicle, and travel related characteristics. The other is the supply side of the transportation systems represented by multimodal transportation networks.

Page blank for printing purposes

Appendix E: 5-Year Funded Projects

Page blank for printing purposes

**APPENDIX E
HIGHWAY PROJECTS**

**TIP FY 2024-FY 2028
HERNANDO/CITRUS MPO**

Item Number: 257165 1 **Project Description:** US 41 (SR 45) FROM SR 44 TO N OF SR 200
District: 07 **County:** CITRUS **Type of Work:** ADD LANES & RECONSTRUCT
Extra Description: 2 TO 4 LANES **Project Length:** 6.578MI
LRTP 2045 Reference: Goal 3, Objective 4 & 7

Phase / Responsible Agency		Fiscal Year							All Years
		<2024	2024	2025	2026	2027	2028	>2028	
PRELIMINARY ENGINEERING / MANAGED BY FDOT									
Fund Code:	BA-DONOR BONUS, ANY AREA	740,031							740,031
	DDR-DISTRICT DEDICATED REVENUE	7,037,969		336,555					7,374,524
	DIH-STATE IN-HOUSE PRODUCT SUPPORT	328,599							328,599
	DS-STATE PRIMARY HIGHWAYS & PTO	574,724		162,139					736,863
	SA-STP, ANY AREA			1,101,306					1,101,306
	SN-STP, MANDATORY NON-URBAN <= 5K	1,761,050							1,761,050
Phase: PRELIMINARY ENGINEERING Totals		10,442,373		1,600,000					12,042,373
RIGHT OF WAY / MANAGED BY FDOT									
Fund Code:	DDR-DISTRICT DEDICATED REVENUE	93,583							93,583
	DIH-STATE IN-HOUSE PRODUCT SUPPORT	38,971							38,971
	DS-STATE PRIMARY HIGHWAYS & PTO	389,409							389,409
Phase: RIGHT OF WAY Totals		521,963							521,963
ENVIRONMENTAL / MANAGED BY FDOT									
Fund Code:	DS-STATE PRIMARY HIGHWAYS & PTO	62,715							62,715
Item: 257165 1 Totals		11,027,051		1,600,000					12,627,051

Item Number: 257165 4 **Project Description:** US 41 (SR 45) FROM S OF WITHLACOOCHIE TRAIL BR TO N OF N SPORTSMAN PT
District: 07 **County:** CITRUS **Type of Work:** ADD LANES & RECONSTRUCT
Extra Description: 2 TO 4 LANES **Project Length:** 1.232MI
LRTP 2045 Reference: Goal 3, Objective 4 & 7

Phase / Responsible Agency		Fiscal Year							All Years
		<2024	2024	2025	2026	2027	2028	>2028	
RIGHT OF WAY / MANAGED BY FDOT									
Fund Code:	ACCM-ADVANCE CONSTRUCTION (CM)		240,873						240,873
	ACSM-STBG AREA POP. W/ 5K TO 49,999		110,865						110,865
	DDR-DISTRICT DEDICATED REVENUE		493,718						493,718
	DIH-STATE IN-HOUSE PRODUCT SUPPORT	35,384	149,013						184,397
	DS-STATE PRIMARY HIGHWAYS & PTO		2,908,204						2,908,204
	SM-STBG AREA POP. W/ 5K TO 49,999		286,385						286,385
	SN-STP, MANDATORY NON-URBAN <= 5K		1,301,013						1,301,013
Phase: RIGHT OF WAY Totals		35,384	5,490,071						5,525,455
CONSTRUCTION / MANAGED BY FDOT									
Fund Code:	ACPR-AC - PROTECT GRANT PGM				4,760,217				4,760,217
	CARN-CARB FOR RURAL AREAS < 5K				508,114				508,114
	CM-CONGESTION MITIGATION - AQ				1,865,027				1,865,027
	DDR-DISTRICT DEDICATED REVENUE				13,546,639				13,546,639
	DIH-STATE IN-HOUSE PRODUCT SUPPORT				376,614				376,614
	DS-STATE PRIMARY HIGHWAYS & PTO	24,727			0				24,727
	SN-STP, MANDATORY NON-URBAN <= 5K				4,124,789				4,124,789
	TALL-TRANSPORTATION ALTS- <200K				428,626				428,626
	TALT-TRANSPORTATION ALTS- ANY AREA				2,491,603				2,491,603
Phase: CONSTRUCTION Totals		24,727			28,101,629				28,116,029
Item: 257165 4 Totals		60,111	5,490,071		28,101,629				33,651,811

**APPENDIX E
HIGHWAY PROJECTS**

**TIP FY 2024-FY 2028
HERNANDO/CITRUS MPO**

Item Number: 257165 5 **Project Description:** US 41(SR 45) FROM N OF SPORTSMAN POINT TO N OF E ARLINGTON ST
District: 07 **County:** CITRUS **Type of Work:** ADD LANES & RECONSTRUCT
Extra Description: RECONSTRUCT FROM 2 TO 4 LANES WITH BIKE LANES & SIDEWALK **Project Length:** 0.770MI
LRTP 2045 Reference: Goal 3, Objective 4 & 7

		Fiscal Year							
Phase / Responsible Agency		<2024	2024	2025	2026	2027	2028	>2028	All Years
RIGHT OF WAY / MANAGED BY FDOT									
Fund Code:	CARN-CARB FOR RURAL AREAS < 5K		779,352	506,267					1,285,619
	CM-CONGESTION MITIGATION - AQ		21,469	29,036					50,505
	SM-STBG AREA POP. W/ 5K TO 49,999				153,343				153,343
	SN-STP, MANDATORY NON-URBAN <= 5K		645,389	4,109,750					4,755,139
	Phase: RIGHT OF WAY Totals		1,446,210	4,645,053	153,343				6,244,606
CONSTRUCTION / MANAGED BY FDOT									
Fund Code:	CARN-CARB FOR RURAL AREAS < 5K						510,746		510,746
	DDR-DISTRICT DEDICATED REVENUE						3,205,291		3,205,291
	DS-STATE PRIMARY HIGHWAYS & PTO						2,101,292		2,101,292
	SN-STP, MANDATORY NON-URBAN <= 5K						4,158,718		4,158,718
	Phase: CONSTRUCTION Totals						9,976,047		9,976,047
	Item: 257165 5 Totals		1,446,210	4,645,053	153,343		9,976,047		16,220,653

Item Number: 257165 6 **Project Description:** US 41(SR 45) FROM E ARLINGTON STREET TO E LOUISIANA LANE ***SJS***
District: 07 **County:** CITRUS **Type of Work:** ADD LANES & RECONSTRUCT
Extra Description: RECONSTRUCT FROM 2 TO 4 LANES WITH BIKE LANES & SIDEWALK **Project Length:** 0.821MI
LRTP 2045 Reference: Goal 3, Objective 4 & 7

		Fiscal Year							
Phase / Responsible Agency		<2024	2024	2025	2026	2027	2028	>2028	All Years
RIGHT OF WAY / MANAGED BY FDOT									
Fund Code:	SN-STP, MANDATORY NON-URBAN <= 5K					3,505,102			3,505,102
	Item: 257165 6 Totals					3,505,102			3,505,102
	Project Totals	11,087,162	6,936,281	6,245,053	28,254,972	3,505,102	9,976,047		66,004,617

Item Number: 405822 5 **Project Description:** US 19 FROM W CARDINAL ST TO W GREEN ACRES ST ***SJS***
District: 07 **County:** CITRUS **Type of Work:** ADD LANES & RECONSTRUCT
Extra Description: 4 TO 6 LANES **Project Length:** 2.045MI
LRTP 2045 Reference:

		Fiscal Year							
Phase / Responsible Agency		<2024	2024	2025	2026	2027	2028	>2028	All Years
PRELIMINARY ENGINEERING / MANAGED BY FDOT									
Fund Code:	ACSA-ADVANCE CONSTRUCTION (SA)		5,000						5,000
	DDR-DISTRICT DEDICATED REVENUE		506,990						506,990
	DIH-STATE IN-HOUSE PRODUCT SUPPORT		15,909						15,909
	DS-STATE PRIMARY HIGHWAYS & PTO		60,531						60,531
	SA-STP, ANY AREA		1,764,907						1,764,907
	Phase: PRELIMINARY ENGINEERING Totals		2,353,337						2,353,337
	Item: 405822 5 Totals		2,353,337						2,353,337
	Project Totals	2,353,337							2,353,337

**APPENDIX E
HIGHWAY PROJECTS**

**TIP FY 2024-FY 2028
HERNANDO/CITRUS MPO**

Item Number: 437515 1 **Project Description:** US 19/US98/SR 55/N SUNCOAST BLVD FR NE 1ST ST TO S OF SNUG HARBOR ***SIS***
District: 07 **County:** CITRUS **Type of Work:** RESURFACING
Extra Description: 4 LANES **Project Length:** 1.174MI
LRTP 2045 Reference: Goal 4, Objective 1; Goal 6, Objective 1

Phase / Responsible Agency	Fiscal Year							
	<2024	2024	2025	2026	2027	2028	>2028	All Years
PRELIMINARY ENGINEERING / MANAGED BY FDOT								
Fund Code: DDR-DISTRICT DEDICATED REVENUE	3,088							3,088
DIH-STATE IN-HOUSE PRODUCT SUPPORT	7,000							7,000
DS-STATE PRIMARY HIGHWAYS & PTO	588,683							588,683
Phase: PRELIMINARY ENGINEERING Totals	598,771							598,771
CONSTRUCTION / MANAGED BY FDOT								
Fund Code: DIH-STATE IN-HOUSE PRODUCT SUPPORT				42,402				42,402
DS-STATE PRIMARY HIGHWAYS & PTO				335,686				335,686
SA-STP, ANY AREA				2,685,496				2,685,496
Phase: CONSTRUCTION Totals				3,063,584				3,063,584
Item: 437515 1 Totals	598,771			3,063,584				3,662,355
Project Totals	598,771			3,063,584				3,662,355

Item Number: 440250 1 **Project Description:** US 98/SR700/W PONCE DE LEON BLVD FROM HERNANDO CO/L TO US 19/SR55 ***SIS***
District: 07 **County:** CITRUS **Type of Work:** RESURFACING
Extra Description: 4 LANES **Project Length:** 3.382MI
LRTP 2045 Reference: Goal 4, Objective 1; Goal 6, Objective 1

Phase / Responsible Agency	Fiscal Year							
	<2024	2024	2025	2026	2027	2028	>2028	All Years
PRELIMINARY ENGINEERING / MANAGED BY FDOT								
Fund Code: DDR-DISTRICT DEDICATED REVENUE	422,029							422,029
DIH-STATE IN-HOUSE PRODUCT SUPPORT	42,676							42,676
DS-STATE PRIMARY HIGHWAYS & PTO	501,013							501,013
Phase: PRELIMINARY ENGINEERING Totals	965,718							965,718
CONSTRUCTION / MANAGED BY FDOT								
Fund Code: DDR-DISTRICT DEDICATED REVENUE		2,471,428						2,471,428
DIH-STATE IN-HOUSE PRODUCT SUPPORT		277,455						277,455
DS-STATE PRIMARY HIGHWAYS & PTO	22,565	262,916						285,481
SA-STP, ANY AREA		2,674,621						2,674,621
Phase: CONSTRUCTION Totals	22,565	5,686,420						5,708,985
Item: 440250 1 Totals	988,283	5,686,420						6,674,703
Project Totals	988,283	5,686,420						6,674,703

Item Number: 441105 1 **Project Description:** FOREST RIDGE BLVD FROM W LAKE BEVERLY DR TO W COLBERT CT ***SIS***
District: 07 **County:** CITRUS **Type of Work:** SIDEWALK
Extra Description: CONSTRUCT 5' SIDEWALK - FOREST RIDGE ELEMENTARY - SRTS **Project Length:** 0.750MI
LRTP 2045 Reference: Goal 3, Objectives 2, 4 & 5

Phase / Responsible Agency	Fiscal Year							
	<2024	2024	2025	2026	2027	2028	>2028	All Years
PRELIMINARY ENGINEERING / MANAGED BY FDOT								
Fund Code: SR2T-SAFE ROUTES - TRANSFER		407,066						407,066
CONSTRUCTION / MANAGED BY FDOT								
Fund Code: LF-LOCAL FUNDS				1,161,232				1,161,232
SR2T-SAFE ROUTES - TRANSFER				1,000,000				1,000,000
Phase: CONSTRUCTION Totals				2,161,232				2,161,232
Item: 441105 1 Totals		407,066		2,161,232				2,568,298
Project Totals		407,066		2,161,232				2,568,298

**APPENDIX E
HIGHWAY PROJECTS**

**TIP FY 2024-FY 2028
HERNANDO/CITRUS MPO**

Item Number: 443358 2 **Project Description:** WITHLACOOCHEE TRAIL PHASE 2 FROM HERNANDO CL TO MARION CL
District: 07 **County:** CITRUS **Type of Work:** BIKE PATH/TRAIL
Extra Description: RESURFACE SEVERE/MODERATE PAVEMENT ONLY **Project Length:** 0.000
LRTP 2045 Reference: Goal 4, Objectives 2, 8 & 9; Goal 6, Objective 2 & 9

Phase / Responsible Agency	Fiscal Year							
	<2024	2024	2025	2026	2027	2028	>2028	All Years
DESIGN BUILD / MANAGED BY FDOT								
Fund Code: TALN-TRANSPORTATION ALTS- < 5K		1,571,468						1,571,468
Item: 443358 2 Totals		1,571,468						1,571,468
Project Totals		1,571,468						1,571,468

Item Number: 443981 1 **Project Description:** US 41/SR 45 FROM SOUTH OF SR 44 TO E GRACE STREET *SIS*
District: 07 **County:** CITRUS **Type of Work:** TRAFFIC OPS IMPROVEMENT
Extra Description: SB LEFT TURN LANE AND 7 FT BUFFERED BIKE LANE **Project Length:** 0.243MI
LRTP 2045 Reference: Goal 1, Objective 2 & 3; Goal 3, Objective 3, 4 & 7

Phase / Responsible Agency	Fiscal Year							
	<2024	2024	2025	2026	2027	2028	>2028	All Years
PRELIMINARY ENGINEERING / MANAGED BY FDOT								
Fund Code: DDR-DISTRICT DEDICATED REVENUE		4,877						4,877
DIH-STATE IN-HOUSE PRODUCT SUPPORT		6,000						6,000
DS-STATE PRIMARY HIGHWAYS & PTO		528,496						528,496
Phase: PRELIMINARY ENGINEERING Totals		539,373						539,373

Phase / Responsible Agency	Fiscal Year							
	<2024	2024	2025	2026	2027	2028	>2028	All Years
CONSTRUCTION / MANAGED BY FDOT								
Fund Code: CARN-CARB FOR RURAL AREAS < 5K		709,077						709,077
DDR-DISTRICT DEDICATED REVENUE		287,225						287,225
DIH-STATE IN-HOUSE PRODUCT SUPPORT		23,950						23,950
DS-STATE PRIMARY HIGHWAYS & PTO	11,460							11,460
SN-STP, MANDATORY NON-URBAN <= 5K		1,175,467						1,175,467
Phase: CONSTRUCTION Totals	11,460	2,195,719						2,207,179
Item: 443981 1 Totals	550,833	2,195,719						2,746,552
Project Totals	550,833	2,195,719						2,746,552

Item Number: 445661 1 **Project Description:** DUNKENFIELD AVE FROM W VENABLE ST TO N OF MARION WAY
District: 07 **County:** CITRUS **Type of Work:** RESURFACING
Extra Description: 2 LANES **Project Length:** 1.930MI
LRTP 2045 Reference: Goal 4, Objective 1; Goal 6, Objective 1

Phase / Responsible Agency	Fiscal Year							
	<2024	2024	2025	2026	2027	2028	>2028	All Years
CONSTRUCTION / MANAGED BY CITRUS COUNTY, FLORIDA								
Fund Code: GRSC-GROWTH MANAGEMENT FOR SCOP		1,465,476						1,465,476
LF-LOCAL FUNDS		556,981						556,981
SCOP-SMALL COUNTY OUTREACH PROGRAM		205,469						205,469
Phase: CONSTRUCTION Totals		2,227,926						2,227,926
Item: 445661 1 Totals		2,227,926						2,227,926
Project Totals		2,227,926						2,227,926

**APPENDIX E
HIGHWAY PROJECTS**

**TIP FY 2024-FY 2028
HERNANDO/CITRUS MPO**

Item Number: 447928 1 **Project Description:** US 19/SR 55 FROM N OF NW 7TH AVE TO S OF WITHLACOOCHEE RIVER BRIDGE ***SIS***
District: 07 **County:** CITRUS **Type of Work:** RESURFACING
Extra Description: 4 LANES **Project Length:** 9.479MI
LRTP 2045 Reference: Goal 4, Objective 1; Goal 6, Objective 1

Phase / Responsible Agency	Fiscal Year							
	<2024	2024	2025	2026	2027	2028	>2028	All Years
PRELIMINARY ENGINEERING / MANAGED BY FDOT								
Fund Code: DDR-DISTRICT DEDICATED REVENUE		2,305,237						2,305,237
DIH-STATE IN-HOUSE PRODUCT SUPPORT	6,000	1,000						7,000
DS-STATE PRIMARY HIGHWAYS & PTO	6,420							6,420
Phase: PRELIMINARY ENGINEERING Totals	12,420	2,306,237						2,318,657
CONSTRUCTION / MANAGED BY FDOT								
Fund Code: CARL-CARB FOR URB. LESS THAN 200K				170,521				170,521
DDR-DISTRICT DEDICATED REVENUE				23,156,157				23,156,157
DIH-STATE IN-HOUSE PRODUCT SUPPORT				109,000				109,000
Phase: CONSTRUCTION Totals				23,435,678				23,435,678
Item: 447928 1 Totals	12,420	2,306,237		23,435,678				25,754,335
Project Totals	12,420	2,306,237		23,435,678				25,754,335

Item Number: 448040 1 **Project Description:** SR 44/E GULF TO LAKE HWY FROM E OF US 41 TO SUMTER COUNTY LINE ***SIS***
District: 07 **County:** CITRUS **Type of Work:** RESURFACING
Extra Description: 4 LANES **Project Length:** 6.695MI
LRTP 2045 Reference: Goal 4, Objective 1; Goal 6, Objective 1

Phase / Responsible Agency	Fiscal Year							
	<2024	2024	2025	2026	2027	2028	>2028	All Years
PRELIMINARY ENGINEERING / MANAGED BY FDOT								
Fund Code: DDR-DISTRICT DEDICATED REVENUE	1,112,016							1,112,016
DIH-STATE IN-HOUSE PRODUCT SUPPORT	40,067							40,067
DS-STATE PRIMARY HIGHWAYS & PTO	18,213							18,213
Phase: PRELIMINARY ENGINEERING Totals	1,170,296							1,170,296
CONSTRUCTION / MANAGED BY FDOT								
Fund Code: ACSS-ADVANCE CONSTRUCTION (SS,HSP)		388,743						388,743
DDR-DISTRICT DEDICATED REVENUE		13,454,234						13,454,234
DIH-STATE IN-HOUSE PRODUCT SUPPORT		233,348						233,348
DS-STATE PRIMARY HIGHWAYS & PTO		2,838,236						2,838,236
Phase: CONSTRUCTION Totals		16,914,561						16,914,561
Item: 448040 1 Totals	1,170,296	16,914,561						18,084,857
Project Totals	1,170,296	16,914,561						18,084,857

Item Number: 448500 1 **Project Description:** N DELTONA BLVD FR CR491/N LECANTO HWY TO W HOMEWAY LOOP ***SIS***
District: 07 **County:** CITRUS **Type of Work:** RESURFACING
Extra Description: 2 LANES **Project Length:** 0.379MI
LRTP 2045 Reference: Goal 4, Objective 1; Goal 6, Objective 1

Phase / Responsible Agency	Fiscal Year							
	<2024	2024	2025	2026	2027	2028	>2028	All Years
CONSTRUCTION / MANAGED BY CITRUS COUNTY, FLORIDA								
Fund Code: GRSC-GROWTH MANAGEMENT FOR SCOP		147,207						147,207
LF-LOCAL FUNDS		161,815						161,815
SCOP-SMALL COUNTY OUTREACH PROGRAM		199,539						199,539
Phase: CONSTRUCTION Totals		508,561						508,561
Item: 448500 1 Totals		508,561						508,561
Project Totals		508,561						508,561

**APPENDIX E
HIGHWAY PROJECTS**

**TIP FY 2024-FY 2028
HERNANDO/CITRUS MPO**

Item Number: 448501 1 **Project Description:** E TURNER CAMP RD FROM E MATTHEW MEADOW CT TO ROAD TERMINI
District: 07 **County:** CITRUS **Type of Work:** RESURFACING
Extra Description: 2 LANES **Project Length:** 1.684MI
LRTP 2045 Reference: Goal 4, Objective 1; Goal 6, Objective 1

Phase / Responsible Agency	Fiscal Year							
	<2024	2024	2025	2026	2027	2028	>2028	All Years
CONSTRUCTION / MANAGED BY CITRUS COUNTY, FLORIDA								
Fund Code: GRSC-GROWTH MANAGEMENT FOR SCOP			1,525,610					1,525,610
LF-LOCAL FUNDS			1,106,936					1,106,936
SCED-2012 SB1998-SMALL CO OUTREACH			486,148					486,148
SCOP-SMALL COUNTY OUTREACH PROGRAM			976					976
SCWR-2015 SB2514A-SMALL CO OUTREACH			58,780					58,780
Phase: CONSTRUCTION Totals			3,178,450					3,178,450
Item: 448501 1 Totals			3,178,450					3,178,450
Project Totals			3,178,450					3,178,450

Item Number: 448502 1 **Project Description:** W MUSTANG BLVD FROM W MESA VERDE DR TO CR 491
District: 07 **County:** CITRUS **Type of Work:** RESURFACING
Extra Description: 2 LANES **Project Length:** 0.643MI
LRTP 2045 Reference: Goal 4, Objective 1; Goal 6, Objective 1

Phase / Responsible Agency	Fiscal Year							
	<2024	2024	2025	2026	2027	2028	>2028	All Years
CONSTRUCTION / MANAGED BY CITRUS COUNTY, FLORIDA								
Fund Code: GRSC-GROWTH MANAGEMENT FOR SCOP				486,130				486,130
LF-LOCAL FUNDS				226,860				226,860
Phase: CONSTRUCTION Totals				712,990				712,990
Item: 448502 1 Totals				712,990				712,990
Project Totals				712,990				712,990

Item Number: 449062 1 **Project Description:** S APOPKA AVE FROM E ANNA JO DR TO US 41
District: 07 **County:** CITRUS **Type of Work:** RESURFACING
Extra Description: 2 LANES **Project Length:** 3.573MI
LRTP 2045 Reference: Goal 4, Objective 1; Goal 6, Objective 1

Phase / Responsible Agency	Fiscal Year							
	<2024	2024	2025	2026	2027	2028	>2028	All Years
CONSTRUCTION / RESPONSIBLE AGENCY NOT AVAILABLE								
Fund Code: LF-LOCAL FUNDS				407,568				407,568
SCED-2012 SB1998-SMALL CO OUTREACH				487,805				487,805
SCOP-SMALL COUNTY OUTREACH PROGRAM				478,049				478,049
SCWR-2015 SB2514A-SMALL CO OUTREACH				256,848				256,848
Phase: CONSTRUCTION Totals				1,630,270				1,630,270
Item: 449062 1 Totals				1,630,270				1,630,270
Project Totals				1,630,270				1,630,270

**APPENDIX E
HIGHWAY PROJECTS**

**TIP FY 2024-FY 2028
HERNANDO/CITRUS MPO**

Item Number: 450545 1 **Project Description:** US 41/SR 45 FROM SOUTH OF SR 44 TO NORTH OF SR 44 ***SIS***
District: 07 **County:** CITRUS **Type of Work:** RESURFACING
Extra Description: REPLACE ASPHALT WITH CONCRETE AT INTERSECTION-6 LANES **Project Length:** 0.190MI
LRTP 2045 Reference: Goal 4, Objectives 2, 8 & 9; Goal 6, Objective 2, 8 & 9

Phase / Responsible Agency	Fiscal Year							All Years
	<2024	2024	2025	2026	2027	2028	>2028	
PRELIMINARY ENGINEERING / MANAGED BY FDOT								
Fund Code: DDR-DISTRICT DEDICATED REVENUE				662,023				662,023
DIH-STATE IN-HOUSE PRODUCT SUPPORT				1,000				1,000
Phase: PRELIMINARY ENGINEERING Totals				663,023				663,023
CONSTRUCTION / MANAGED BY FDOT								
Fund Code: ACNP-ADVANCE CONSTRUCTION NHPP						3,960,001		3,960,001
DDR-DISTRICT DEDICATED REVENUE						525,598		525,598
DIH-STATE IN-HOUSE PRODUCT SUPPORT						65,477		65,477
SA-STP, ANY AREA						545,635		545,635
Phase: CONSTRUCTION Totals						5,096,711		5,096,711
Item: 450545 1 Totals				663,023		5,096,711		5,759,734
Project Totals				663,023		5,096,711		5,759,734

Item Number: 450593 1 **Project Description:** CR 470 FROM N APOPKA AVE TO SR 44
District: 07 **County:** CITRUS **Type of Work:** RESURFACING
Extra Description: MILLING AND RESURFACING **Project Length:** 5.225MI
LRTP 2045 Reference: Goal 4, Objectives 2, 8 & 9; Goal 6, Objective 2, 8 & 9

Phase / Responsible Agency	Fiscal Year							All Years
	<2024	2024	2025	2026	2027	2028	>2028	
CONSTRUCTION / RESPONSIBLE AGENCY NOT AVAILABLE								
Fund Code: GRSC-GROWTH MANAGEMENT FOR SCOP					1,733,659			1,733,659
LFP-LOCAL FUNDS FOR PARTICIPATING					1,033,332			1,033,332
SCED-2012 SB1998-SMALL CO OUTREACH					487,805			487,805
SCOP-SMALL COUNTY OUTREACH PROGRAM					483,902			483,902
SCWR-2015 SB2514A-SMALL CO OUTREACH					394,634			394,634
Phase: CONSTRUCTION Totals					4,133,332			4,133,332
Item: 450593 1 Totals					4,133,332			4,133,332
Project Totals					4,133,332			4,133,332

Item Number: 450972 1 **Project Description:** CITRUS COUNTY SIDEWALK GAPS - VARIOUS LOCATIONS
District: 07 **County:** CITRUS **Type of Work:** SIDEWALK
LRTP 2045 Reference: Goal 2, Objective 1; Goal 3, Objective 1 **Project Length:** 0.000

Phase / Responsible Agency	Fiscal Year							All Years
	<2024	2024	2025	2026	2027	2028	>2028	
CONSTRUCTION / MANAGED BY FDOT								
Fund Code: CARL-CARB FOR URB. LESS THAN 200K					186,527	186,527		373,054
CARN-CARB FOR RURAL AREAS < 5K					494,197			494,197
DIH-STATE IN-HOUSE PRODUCT SUPPORT					57,649	50,625		108,274
Phase: CONSTRUCTION Totals					738,373	237,152		975,525
Item: 450972 1 Totals					738,373	237,152		975,525
Project Totals					738,373	237,152		975,525

**APPENDIX E
HIGHWAY PROJECTS**

**TIP FY 2024-FY 2028
HERNANDO/CITRUS MPO**

Item Number: 452487 4 **Project Description:** RUMBLE STRIP INITIATIVE CITRUS COUNTY
District: 07 **County:** CITRUS **Type of Work:** SIGNING/PAVEMENT
LRTP 2045 Reference: Goal 2, Objective 1 **Project Length:** 2.334MI

Phase / Responsible Agency	Fiscal Year							
	<2024	2024	2025	2026	2027	2028	>2028	All Years
PRELIMINARY ENGINEERING / MANAGED BY FDOT								
Fund Code: ACSS-ADVANCE CONSTRUCTION (SS,HSP)	1,000							1,000
CONSTRUCTION / MANAGED BY FDOT								
Fund Code: ACSS-ADVANCE CONSTRUCTION (SS,HSP)		145,841						145,841
Item: 452487 4 Totals	1,000	145,841						146,841
Project Totals	1,000	145,841						146,841

Item Number: 416735 1 **Project Description:** SR 50/CORTEZ BLVD FROM W OF BUCK HOPE RD TO W OF JEFFERSON STREET ***SIS***
District: 07 **County:** HERNANDO **Type of Work:** ADD LANES & REHABILITATE PVMNT
Extra Description: 4 TO 6 LANES **Project Length:** 2.557MI
LRTP 2045 Reference: Pages 4-26

Phase / Responsible Agency	Fiscal Year							
	<2024	2024	2025	2026	2027	2028	>2028	All Years
PRELIMINARY ENGINEERING / MANAGED BY FDOT								
Fund Code: ACNP-ADVANCE CONSTRUCTION NHPP	341,000							341,000
ACSA-ADVANCE CONSTRUCTION (SA)	403,385							403,385
DDR-DISTRICT DEDICATED REVENUE	92,790							92,790
DEM-ENVIRONMENTAL MITIGATION	931							931
DIH-STATE IN-HOUSE PRODUCT SUPPORT	129,315							129,315
DS-STATE PRIMARY HIGHWAYS & PTO	213,284							213,284
NHPP-IM, BRDG REPL, NATNL HWY-MAP21	1,699,768							1,699,768
SA-STP, ANY AREA	119,796							119,796
SL-STP, AREAS <= 200K	1,969,129							1,969,129
Phase: PRELIMINARY ENGINEERING Totals	4,969,398							4,969,398
RIGHT OF WAY / MANAGED BY FDOT								
Fund Code: DDR-DISTRICT DEDICATED REVENUE	20							20
DIH-STATE IN-HOUSE PRODUCT SUPPORT	20,000							20,000
Phase: RIGHT OF WAY Totals	20,020							20,020
CONSTRUCTION / MANAGED BY FDOT								
Fund Code: ACNP-ADVANCE CONSTRUCTION NHPP				43,456,589				43,456,589
DS-STATE PRIMARY HIGHWAYS & PTO	34,228							34,228
Phase: CONSTRUCTION Totals	34,228			43,456,589				43,490,817
ENVIRONMENTAL / MANAGED BY FDOT								
Fund Code: DDR-DISTRICT DEDICATED REVENUE	133,188							133,188
DS-STATE PRIMARY HIGHWAYS & PTO	14,187							14,187
Phase: ENVIRONMENTAL Totals	147,375							147,375
Item: 416735 1 Totals	5,171,021			43,456,589				48,627,610
Project Totals	5,171,021			43,456,589				48,627,610

**APPENDIX E
HIGHWAY PROJECTS**

**TIP FY 2024-FY 2028
HERNANDO/CITRUS MPO**

Item Number: 436733 1 **Project Description:** US 98 /SR 700/PONCE DE LEON BLVD FROM N OF CR 491 TO N OF LANDFILL RD
District: 07 **County:** HERNANDO **Type of Work:** RESURFACING
Extra Description: 2 LANES **Project Length:** 2.382MI
LRTP 2045 Reference: Goal 4, Objective 1; Goal 6, Objective 1

		Fiscal Year							
Phase / Responsible Agency		<2024	2024	2025	2026	2027	2028	>2028	All Years
PRELIMINARY ENGINEERING / MANAGED BY FDOT									
Fund Code:	DDR-DISTRICT DEDICATED REVENUE	117,059							117,059
	DIH-STATE IN-HOUSE PRODUCT SUPPORT	131,735							131,735
	DS-STATE PRIMARY HIGHWAYS & PTO	5,859							5,859
	Phase: PRELIMINARY ENGINEERING Totals	254,653							254,653
CONSTRUCTION / MANAGED BY FDOT									
Fund Code:	DDR-DISTRICT DEDICATED REVENUE			3,294,596					3,294,596
	DIH-STATE IN-HOUSE PRODUCT SUPPORT			27,584					27,584
	Phase: CONSTRUCTION Totals			3,322,180					3,322,180
	Item: 436733 1 Totals	254,653		3,322,180					3,576,833
	Project Totals	254,653		3,322,180					3,576,833

Item Number: 438651 1 **Project Description:** S LINDEN DRIVE SIDEWALK FROM COUNTY LINE RD TO SPRING HILL DR
District: 07 **County:** HERNANDO **Type of Work:** SIDEWALK
Extra Description: CONSTRUCT SIDEWALK ON WEST SIDE OF S LINDEN **Project Length:** 2.610MI
LRTP 2045 Reference: Pages 4-52

		Fiscal Year							
Phase / Responsible Agency		<2024	2024	2025	2026	2027	2028	>2028	All Years
PRELIMINARY ENGINEERING / MANAGED BY HERNANDO COUNTY BOARD OF COUNTY									
Fund Code:	TALT-TRANSPORTATION ALTS- ANY AREA	93,610							93,610
CONSTRUCTION / MANAGED BY HERNANDO COUNTY BOARD OF COUNTY									
Fund Code:	TALL-TRANSPORTATION ALTS- <200K		340,026						340,026
	TALT-TRANSPORTATION ALTS- ANY AREA		326,818						326,818
	Phase: CONSTRUCTION Totals		666,844						666,844
	Item: 438651 1 Totals	93,610	666,844						760,454
	Project Totals	93,610	666,844						760,454

Item Number: 441103 1 **Project Description:** FREEPORT DR FROM DELTONA BLVD TO NORTHCLIFFE BLVD
District: 07 **County:** HERNANDO **Type of Work:** SIDEWALK
Extra Description: CONSTRUCT 6' SIDEWALK, SAFE ROUTES TO SCHOOL **Project Length:** 1.550MI
LRTP 2045 Reference: Goal 1, Objectives 2 & 3; Goal 3, Objectives 4 & 7

		Fiscal Year							
Phase / Responsible Agency		<2024	2024	2025	2026	2027	2028	>2028	All Years
PRELIMINARY ENGINEERING / MANAGED BY HERNANDO COUNTY BOARD OF COUNTY									
Fund Code:	SR2T-SAFE ROUTES - TRANSFER	270,555							270,555
CONSTRUCTION / MANAGED BY HERNANDO COUNTY BOARD OF COUNTY									
Fund Code:	SR2T-SAFE ROUTES - TRANSFER		552,251						552,251
	Item: 441103 1 Totals	270,555	552,251						822,806
	Project Totals	270,555	552,251						822,806

**APPENDIX E
HIGHWAY PROJECTS**

**TIP FY 2024-FY 2028
HERNANDO/CITRUS MPO**

Item Number: 441107 1		Project Description: EASTSIDE ELEMENTARY RALEY RD FROM US 98/SR 50/CORTEZ BLVD TO ROPER RD							
District: 07		County: HERNANDO			Type of Work: SIDEWALK				
Extra Description:		5' SIDEWALK, SAFE ROUTES TO SCHOOL			Project Length: 0.782MI				
LRTP 2045 Reference: Pages 4-10									
		Fiscal Year							
Phase / Responsible Agency		<2024	2024	2025	2026	2027	2028	>2028	All Years
PRELIMINARY ENGINEERING / MANAGED BY HERNANDO COUNTY BOARD OF COUNTY									
Fund Code: SR2T-SAFE ROUTES - TRANSFER		239,996							239,996
CONSTRUCTION / MANAGED BY HERNANDO COUNTY BOARD OF COUNTY									
Fund Code: SR2T-SAFE ROUTES - TRANSFER			332,011						332,011
Item: 441107 1 Totals		239,996	332,011						572,007
Project Totals		239,996	332,011						572,007
Item Number: 443805 1		Project Description: US98/SR50/SR700 FR E OF MONDON HILL RD/SPRING LAKE HWY TO LOCKHART RD						*SIS*	
District: 07		County: HERNANDO			Type of Work: RESURFACING				
Extra Description:		4 LANES			Project Length: 2.607MI				
LRTP 2045 Reference: Goal 4, Objective 1; Goal 6, Objective 1									
		Fiscal Year							
Phase / Responsible Agency		<2024	2024	2025	2026	2027	2028	>2028	All Years
PRELIMINARY ENGINEERING / MANAGED BY FDOT									
Fund Code: DDR-DISTRICT DEDICATED REVENUE		34,292							34,292
DIH-STATE IN-HOUSE PRODUCT SUPPORT		10,000							10,000
DS-STATE PRIMARY HIGHWAYS & PTO		800,985							800,985
Phase: PRELIMINARY ENGINEERING Totals		845,277							845,277
CONSTRUCTION / MANAGED BY FDOT									
Fund Code: DDR-DISTRICT DEDICATED REVENUE			7,777,918						7,777,918
DIH-STATE IN-HOUSE PRODUCT SUPPORT			102,800						102,800
DS-STATE PRIMARY HIGHWAYS & PTO		16,559							16,559
Phase: CONSTRUCTION Totals		16,559	7,880,718						7,897,277
Item: 443805 1 Totals		861,836	7,880,718						8,742,554
Project Totals		861,836	7,880,718						8,742,554
Item Number: 447237 1		Project Description: US 98/SR 50 AT MONDON HILL RD						*SIS*	
District: 07		County: HERNANDO			Type of Work: RESURFACING				
Extra Description:		2 LANES			Project Length: 0.265MI				
LRTP 2045 Reference: Goal 4, Objective 3; Goal 6, Objective 1									
		Fiscal Year							
Phase / Responsible Agency		<2024	2024	2025	2026	2027	2028	>2028	All Years
PRELIMINARY ENGINEERING / MANAGED BY FDOT									
Fund Code: DDR-DISTRICT DEDICATED REVENUE			53,640						53,640
DS-STATE PRIMARY HIGHWAYS & PTO		466							466
SL-STP, AREAS <= 200K			580,222						580,222
Phase: PRELIMINARY ENGINEERING Totals		466	634,862						635,328
CONSTRUCTION / MANAGED BY FDOT									
Fund Code: ACNP-ADVANCE CONSTRUCTION NHPP					2,708,011				2,708,011
ACNR-AC NAT HWY PERFORM RESURFACING					1,796,187				1,796,187
DIH-STATE IN-HOUSE PRODUCT SUPPORT					55,373				55,373
SA-STP, ANY AREA					563,025				563,025
Phase: CONSTRUCTION Totals					5,122,596				5,122,596
Item: 447237 1 Totals		466	634,862		5,122,596				5,757,924
Project Totals		466	634,862		5,122,596				5,757,924

**APPENDIX E
HIGHWAY PROJECTS**

**TIP FY 2024-FY 2028
HERNANDO/CITRUS MPO**

Item Number: 447536 3 **Project Description:** US 301 FROM PASCO COUNTY LINE TO SR 50/CORTEZ BLVD
District: 07 **County:** HERNANDO **Type of Work:** ADD LANES & RECONSTRUCT
Extra Description: 2 TO 4 LANES **Project Length:** 2.082MI
LRTP 2045 Reference: Goal 3, Objective 4 & 7

Phase / Responsible Agency	Fiscal Year							
	<2024	2024	2025	2026	2027	2028	>2028	All Years
PRELIMINARY ENGINEERING / MANAGED BY FDOT								
Fund Code:	ARPA-AMERICAN RESCUE PLAN ACT	1,144,196						1,144,196
	DDR-DISTRICT DEDICATED REVENUE	838,197						838,197
	DIH-STATE IN-HOUSE PRODUCT SUPPORT	62,224						62,224
	DS-STATE PRIMARY HIGHWAYS & PTO	33,230						33,230
	GFSA-GF STPBG ANY AREA	365,992						365,992
	Phase: PRELIMINARY ENGINEERING Totals	2,443,839						2,443,839
RIGHT OF WAY / MANAGED BY FDOT								
Fund Code:	ARPA-AMERICAN RESCUE PLAN ACT	3,412,985						3,412,985
	DIH-STATE IN-HOUSE PRODUCT SUPPORT	160,641						160,641
	DS-STATE PRIMARY HIGHWAYS & PTO	9,357						9,357
	Phase: RIGHT OF WAY Totals	3,582,983						3,582,983
RAILROAD & UTILITIES / MANAGED BY FDOT								
Fund Code:	LF-LOCAL FUNDS			5,000,000				5,000,000
DESIGN BUILD / MANAGED BY FDOT								
Fund Code:	ART-ARTERIAL HIGHWAYS PROGRAMS			50,742,862				50,742,862
	ARTW-ARTERIAL WIDENING PROGRAM			8,781,496				8,781,496
	DIH-STATE IN-HOUSE PRODUCT SUPPORT			465,520				465,520
	Phase: DESIGN BUILD Totals			59,989,878				59,989,878
	Item: 447536 3 Totals	6,026,822		64,989,878				71,016,700
	Project Totals	6,026,822		64,989,878				71,016,700

Item Number: 447935 1 **Project Description:** US 41/SR 45 FROM COUNTY LINE ROAD TO SOUTH OF POWELL ROAD
District: 07 **County:** HERNANDO **Type of Work:** RESURFACING
Extra Description: 4 LANES **Project Length:** 4.168MI
LRTP 2045 Reference: Goal 4, Objective 1; Goal 6, Objective 1

Phase / Responsible Agency	Fiscal Year							
	<2024	2024	2025	2026	2027	2028	>2028	All Years
PRELIMINARY ENGINEERING / MANAGED BY FDOT								
Fund Code:	DIH-STATE IN-HOUSE PRODUCT SUPPORT		1,000					1,000
	SA-STP, ANY AREA		946,410					946,410
	Phase: PRELIMINARY ENGINEERING Totals		947,410					947,410
CONSTRUCTION / MANAGED BY FDOT								
Fund Code:	DIH-STATE IN-HOUSE PRODUCT SUPPORT			142,309				142,309
	DS-STATE PRIMARY HIGHWAYS & PTO			3,992,533				3,992,533
	SA-STP, ANY AREA			4,053,731				4,053,731
	SL-STP, AREAS <= 200K			1,877,316				1,877,316
	Phase: CONSTRUCTION Totals			10,065,889				10,065,889
	Item: 447935 1 Totals	947,410		10,065,889				11,013,299
	Project Totals	947,410		10,065,889				11,013,299

**APPENDIX E
HIGHWAY PROJECTS**

**TIP FY 2024-FY 2028
HERNANDO/CITRUS MPO**

Item Number: 447948 1 **Project Description:** US 98/SR 50/SR700 FROM MONDON HILL RD TO S OF JASMINE DR ***SIS***
District: 07 **County:** HERNANDO **Type of Work:** RESURFACING
Extra Description: 4 LANES **Project Length:** 4.011MI
LRTP 2045 Reference: Goal 4, Objective 1; Goal 6, Objective 1

		Fiscal Year							
Phase / Responsible Agency		<2024	2024	2025	2026	2027	2028	>2028	All Years
PRELIMINARY ENGINEERING / MANAGED BY FDOT									
Fund Code:	ACSA-ADVANCE CONSTRUCTION (SA)	11,000							11,000
	DDR-DISTRICT DEDICATED REVENUE	46							46
	DIH-STATE IN-HOUSE PRODUCT SUPPORT	5,000							5,000
	DS-STATE PRIMARY HIGHWAYS & PTO	10,762							10,762
	SA-STP, ANY AREA	1,044,978							1,044,978
	Phase: PRELIMINARY ENGINEERING Totals	1,071,786							1,071,786
CONSTRUCTION / MANAGED BY FDOT									
Fund Code:	ACNR-AC NAT HWY PERFORM RESURFACING			9,921,446					9,921,446
	DIH-STATE IN-HOUSE PRODUCT SUPPORT			126,960					126,960
	SA-STP, ANY AREA			1,028,581					1,028,581
	Phase: CONSTRUCTION Totals			11,076,987					11,076,987
	Item: 447948 1 Totals	1,071,786		11,076,987					12,148,773
	Project Totals	1,071,786		11,076,987					12,148,773

Item Number: 449053 1 **Project Description:** HAYMAN RD FROM TWISTER LN TO DEEPWELL DR
District: 07 **County:** HERNANDO **Type of Work:** WIDEN/RESURFACE EXIST LANES
Extra Description: WIDEN FROM 18' TO 22' AT THE 90 DEGREE CURVES **Project Length:** 2.596MI
LRTP 2045 Reference: Goal 4, Objective 1; Goal 6, Objective 1

		Fiscal Year							
Phase / Responsible Agency		<2024	2024	2025	2026	2027	2028	>2028	All Years
PRELIMINARY ENGINEERING / RESPONSIBLE AGENCY NOT AVAILABLE									
Fund Code:	LF-LOCAL FUNDS	18,000							18,000
CONSTRUCTION / RESPONSIBLE AGENCY NOT AVAILABLE									
Fund Code:	LF-LOCAL FUNDS		103,250						103,250
	SCED-2012 SB1998-SMALL CO OUTREACH		363,750						363,750
	Phase: CONSTRUCTION Totals		467,000						467,000
	Item: 449053 1 Totals	18,000	467,000						485,000
	Project Totals	18,000	467,000						485,000

Item Number: 449059 1 **Project Description:** CR 581/EMERSON RD FROM POWELL RD TO SR 50/CORTEZ BLVD
District: 07 **County:** HERNANDO **Type of Work:** RESURFACING
Extra Description: RESURFACING AND SHOULDER IMPROVEMENTS **Project Length:** 2.903MI
LRTP 2045 Reference: Goal 4, Objective 1; Goal 6, Objective 1

		Fiscal Year							
Phase / Responsible Agency		<2024	2024	2025	2026	2027	2028	>2028	All Years
PRELIMINARY ENGINEERING / RESPONSIBLE AGENCY NOT AVAILABLE									
Fund Code:	LF-LOCAL FUNDS			100,000					100,000
CONSTRUCTION / RESPONSIBLE AGENCY NOT AVAILABLE									
Fund Code:	GRSC-GROWTH MANAGEMENT FOR SCOP				1,050,000				1,050,000
	LF-LOCAL FUNDS				250,000				250,000
	Phase: CONSTRUCTION Totals				1,300,000				1,300,000
	Item: 449059 1 Totals			100,000	1,300,000				1,400,000
	Project Totals			100,000	1,300,000				1,400,000

**APPENDIX E
HIGHWAY PROJECTS**

**TIP FY 2024-FY 2028
HERNANDO/CITRUS MPO**

Item Number: 450591 1 **Project Description:** ANDERSON SNOW RD AT CORPORATE BLVD INTERSECTION IMPROVEMENTS
District: 07 **County:** HERNANDO **Type of Work:** INTERSECTION IMPROVEMENT
Extra Description: SIGNALIZATION AND ADDED TURN LANES **Project Length:** 0.200MI
LRTP 2045 Reference: Goal 1, Objectives 2-4; Goal 3, Objective 2-4

Phase / Responsible Agency	Fiscal Year							
	<2024	2024	2025	2026	2027	2028	>2028	All Years
CONSTRUCTION / RESPONSIBLE AGENCY NOT AVAILABLE								
Fund Code:	GRSC-GROWTH MANAGEMENT FOR SCOP	3,114,162						3,114,162
	LFP-LOCAL FUNDS FOR PARTICIPATING	1,923,975						1,923,975
	SCED-2012 SB1998-SMALL CO OUTREACH	1,049,114						1,049,114
	SCOP-SMALL COUNTY OUTREACH PROGRAM	1,056,015						1,056,015
	SCWR-2015 SB2514A-SMALL CO OUTREACH	27,634						27,634
	Phase: CONSTRUCTION Totals	7,170,900						7,170,900
	Item: 450591 1 Totals	7,170,900						7,170,900
	Project Totals	7,170,900						7,170,900

Item Number: 450600 1 **Project Description:** CULBREATH ROAD FROM POWELL RD S TO HERNANDO/PASCO CO LINE
District: 07 **County:** HERNANDO **Type of Work:** RESURFACING
Extra Description: MILLING AND RESURFACING **Project Length:** 4.124MI
LRTP 2045 Reference: Goal 4, Objectives 2, 8 & 9; Goal 6, Objectives 2, 8 & 9

Phase / Responsible Agency	Fiscal Year							
	<2024	2024	2025	2026	2027	2028	>2028	All Years
CONSTRUCTION / RESPONSIBLE AGENCY NOT AVAILABLE								
Fund Code:	GRSC-GROWTH MANAGEMENT FOR SCOP		57,805					57,805
	LFP-LOCAL FUNDS FOR PARTICIPATING		810,347					810,347
	SCED-2012 SB1998-SMALL CO OUTREACH		1,657					1,657
	SCOP-SMALL COUNTY OUTREACH PROGRAM		476,097					476,097
	SCWR-2015 SB2514A-SMALL CO OUTREACH		578,049					578,049
	Phase: CONSTRUCTION Totals		1,923,955					1,923,955
	Item: 450600 1 Totals		1,923,955					1,923,955
	Project Totals		1,923,955					1,923,955

Item Number: 450971 1 **Project Description:** HERNANDO COUNTY SIDEWALK GAPS - VARIOUS LOCATIONS
District: 07 **County:** HERNANDO **Type of Work:** SIDEWALK
LRTP 2045 Reference: Goal 2, Objective 1; Goal 3, Objective 1 **Project Length:** 0.000

Phase / Responsible Agency	Fiscal Year							
	<2024	2024	2025	2026	2027	2028	>2028	All Years
CONSTRUCTION / MANAGED BY FDOT								
Fund Code:	CARL-CARB FOR URB. LESS THAN 200K				341,481	341,481		682,962
	DIH-STATE IN-HOUSE PRODUCT SUPPORT					52,861		52,861
	Phase: CONSTRUCTION Totals				341,481	394,342		735,823
	Item: 450971 1 Totals				341,481	394,342		735,823
	Project Totals				341,481	394,342		735,823

**APPENDIX E
HIGHWAY PROJECTS**

**TIP FY 2024-FY 2028
HERNANDO/CITRUS MPO**

Item Number: 452487 5		Project Description: RUMBLE STRIP INITIATIVE HERNANDO COUNTY				*SIS*			
District: 07		County: HERNANDO				Type of Work: SIGNING/PAVEMENT MARKINGS			
LRTP 2045 Reference: Goal 2, Objective 1		Project Length: 31.798MI							
		Fiscal Year							
Phase / Responsible Agency		<2024	2024	2025	2026	2027	2028	>2028	All Years
PRELIMINARY ENGINEERING / MANAGED BY FDOT									
Fund Code: DIH-STATE IN-HOUSE PRODUCT SUPPORT		1,000							1,000
CONSTRUCTION / MANAGED BY FDOT									
Fund Code: ACSS-ADVANCE CONSTRUCTION (SS,HSP)			590,413						590,413
Item: 452487 5 Totals		1,000	590,413						591,413
Project Totals		1,000	590,413						591,413
Total Highway Projects		\$30,771,847	\$58,142,489	\$90,836,503	\$119,866,823	\$8,718,288	\$15,704,252	\$0	\$324,040,202

APPENDIX E

FLORIDA TURNPIKE ENTERPRISE (FTE) PROJECTS

**TIP FY 2024-FY 2028
HERNANDO/CITRUS MPO**

Item Number: 405270 4		Project Description: SUNCOAST PARKWAY 2 - SOUTH OF W GROVER CLEVELAND BLVD TO SR 44		*SIS*					
District: 07		County: CITRUS		Type of Work: NEW ROAD CONSTRUCTION					
LRTP 2045 Reference: Pages 4-25				Project Length: 4.525MI					
Phase / Responsible Agency		Fiscal Year							
		<2024	2024	2025	2026	2027	2028	>2028	All Years
PRELIMINARY ENGINEERING / MANAGED BY FDOT									
Fund Code: PKYI-TURNPIKE IMPROVEMENT		4,164,805							4,164,805
RIGHT OF WAY / MANAGED BY FDOT									
Fund Code: PKYI-TURNPIKE IMPROVEMENT		15,407,576							15,407,576
RAILROAD & UTILITIES / MANAGED BY FDOT									
Fund Code: PKYI-TURNPIKE IMPROVEMENT		1,964,742							1,964,742
CONSTRUCTION / MANAGED BY FDOT									
Fund Code: DDR-DISTRICT DEDICATED REVENUE		652							652
PKBD-TURNPIKE MASTER BOND FUND		45,608,584							45,608,584
PKYI-TURNPIKE IMPROVEMENT		7,461,249							7,461,249
Phase: CONSTRUCTION Totals		53,070,485							53,070,485
ENVIRONMENTAL / MANAGED BY FDOT									
Fund Code: PKYI-TURNPIKE IMPROVEMENT		18,000	36,000						54,000
Item: 405270 4 Totals		74,625,608	36,000						74,661,608
Project Totals		74,625,608	36,000						74,661,608
Item Number: 442764 1		Project Description: SUNCOAST II (SR589) - SR 44 TO CR 486		*SIS*					
District: 07		County: CITRUS		Type of Work: NEW ROAD CONSTRUCTION					
LRTP 2045 Reference: Pages 4-25				Project Length: 3.000MI					
Phase / Responsible Agency		Fiscal Year							
		<2024	2024	2025	2026	2027	2028	>2028	All Years
PRELIMINARY ENGINEERING / MANAGED BY FDOT									
Fund Code: PKED-2012 SB1998-TURNPIKE FEEDER RD		7,862,310							7,862,310
PKYI-TURNPIKE IMPROVEMENT		2,148,512							2,148,512
Phase: PRELIMINARY ENGINEERING Totals		10,010,822							10,010,822
RIGHT OF WAY / MANAGED BY FDOT									
Fund Code: PKED-2012 SB1998-TURNPIKE FEEDER RD		13,677,745							13,677,745
PKYI-TURNPIKE IMPROVEMENT		11,706,479							11,706,479
Phase: RIGHT OF WAY Totals		25,384,224							25,384,224
RAILROAD & UTILITIES / MANAGED BY FDOT									
Fund Code: PKYI-TURNPIKE IMPROVEMENT		4,019,000							4,019,000
CONSTRUCTION / MANAGED BY FDOT									
Fund Code: PKBD-TURNPIKE MASTER BOND FUND		64,000,000							64,000,000
PKED-2012 SB1998-TURNPIKE FEEDER RD		14,865,578							14,865,578
PKYI-TURNPIKE IMPROVEMENT		36,130,030	502,977						36,633,007
Phase: CONSTRUCTION Totals		114,995,608	502,977						115,498,585
ENVIRONMENTAL / MANAGED BY FDOT									
Fund Code: PKYI-TURNPIKE IMPROVEMENT		1,361,000							1,361,000
Item: 442764 1 Totals		155,770,654	502,977						156,273,631

**APPENDIX E
FLORIDA TURNPIKE ENTERPRISE (FTE) PROJECTS**

**TIP FY 2024-FY 2028
HERNANDO/CITRUS MPO**

Item Number: 442764 2 **Project Description:** SUNCOAST II-PHASE 3A (SR589)-CR 486 TO CR 495 ***SIS***
District: 07 **County:** CITRUS **Type of Work:** NEW ROAD CONSTRUCTION
LRTP 2045 Reference: Pages 4-25 **Project Length:** 5.515MI

Phase / Responsible Agency	Fund Code:	Fiscal Year							All Years
		<2024	2024	2025	2026	2027	2028	>2028	
PRELIMINARY ENGINEERING / MANAGED BY FDOT									
	PKED-2012 SB1998-TURNPIKE FEEDER RD	9,839,081							9,839,081
	PKYI-TURNPIKE IMPROVEMENT	190,006	75,000	1,600,000					1,865,006
	Phase: PRELIMINARY ENGINEERING Totals	10,029,087	75,000	1,600,000					11,704,087
RIGHT OF WAY / MANAGED BY FDOT									
	PKYI-TURNPIKE IMPROVEMENT		22,776,294	28,478,596					51,254,890
RAILROAD & UTILITIES / MANAGED BY FDOT									
	PKYI-TURNPIKE IMPROVEMENT		500,000	7,250,000					7,750,000
CONSTRUCTION / MANAGED BY FDOT									
	PKBD-TURNPIKE MASTER BOND FUND			147,537,614					147,537,614
	PKYI-TURNPIKE IMPROVEMENT	29,348		98,013,280	1,090	1,710,000			99,753,718
	Phase: CONSTRUCTION Totals	29,348		245,550,894	1,090	1,710,000			247,291,332
ENVIRONMENTAL / MANAGED BY FDOT									
	PKYI-TURNPIKE IMPROVEMENT		30,000		2,500,000				2,530,000
	Item: 442764 2 Totals	10,088,435	23,351,294	282,879,490	2,501,090	1,710,000			320,530,309

Item Number: 442764 3 **Project Description:** SUNCOAST II-PHASE 3B (SR589)-CR 495 TO US 19 ***SIS***
District: 07 **County:** CITRUS **Type of Work:** NEW ROAD CONSTRUCTION
LRTP 2045 Reference: Pages 4-27 **Project Length:** 4.496MI

Phase / Responsible Agency	Fund Code:	Fiscal Year							All Years
		<2024	2024	2025	2026	2027	2028	>2028	
PRELIMINARY ENGINEERING / MANAGED BY FDOT									
	PKED-2012 SB1998-TURNPIKE FEEDER RD	9,339,213							9,339,213
	PKYI-TURNPIKE IMPROVEMENT	1,368,843		1,800,000	75,000				3,243,843
	Phase: PRELIMINARY ENGINEERING Totals	10,708,056		1,800,000	75,000				12,583,056
RIGHT OF WAY / MANAGED BY FDOT									
	PKYI-TURNPIKE IMPROVEMENT		17,270,118	24,201,530	10,338,000				51,809,648
RAILROAD & UTILITIES / MANAGED BY FDOT									
	PKYI-TURNPIKE IMPROVEMENT			30,000	8,550,000				8,580,000
CONSTRUCTION / MANAGED BY FDOT									
	PKBD-TURNPIKE MASTER BOND FUND				135,427,093				135,427,093
	PKYI-TURNPIKE IMPROVEMENT	11,503			65,820,312	1,123	2,210,000		68,042,938
	Phase: CONSTRUCTION Totals	11,503			201,247,405	1,123	2,210,000		203,470,031
ENVIRONMENTAL / MANAGED BY FDOT									
	PKYI-TURNPIKE IMPROVEMENT					2,500,000			2,500,000
	Item: 442764 3 Totals	10,719,559	17,270,118	26,031,530	220,210,405	2,501,123	2,210,000		278,942,735
	Project Totals	176,578,648	41,124,389	308,911,020	222,711,495	4,211,123	2,210,000		755,746,675

**APPENDIX E
FLORIDA TURNPIKE ENTERPRISE (FTE) PROJECTS**

**TIP FY 2024-FY 2028
HERNANDO/CITRUS MPO**

Item Number: 447010 1		Project Description: ETNA TURPENTINE STILL EXHIBIT AND HISTORIC MARKER					*SIS*			
District: 07		County: CITRUS		Type of Work: MISCELLANEOUS CONSTRUCTION						
LRTP 2045 Reference: Goal 2, Objective 4; Goal 3, Objective 4, 7 & 9; Goal 5, Objective 4		Project Length: 1.000MI								
Phase / Responsible Agency		Fiscal Year								
P D & E / MANAGED BY FDOT		<2024	2024	2025	2026	2027	2028	>2028	All Years	
Fund Code: PKYI-TURNPIKE IMPROVEMENT		29,730							29,730	
PRELIMINARY ENGINEERING / MANAGED BY FDOT										
Fund Code: PKYI-TURNPIKE IMPROVEMENT		875,539							875,539	
CONSTRUCTION / MANAGED BY FDOT										
Fund Code: PKYI-TURNPIKE IMPROVEMENT		11,732	1,375,000						1,386,732	
Item: 447010 1 Totals		917,001	1,375,000						2,292,001	
Project Totals		917,001	1,375,000						2,292,001	
Item Number: 447701 1		Project Description: RESURFACE SUNCOAST (SR 589) IN HERNANDO COUNTY, MP 37.3-44.5					*SIS*			
District: 07		County: HERNANDO		Type of Work: RESURFACING						
LRTP 2045 Reference: Goal 4, Objective 1; Goal 6, Objective 1		Project Length: 7.212MI								
Phase / Responsible Agency		Fiscal Year								
PRELIMINARY ENGINEERING / MANAGED BY FDOT		<2024	2024	2025	2026	2027	2028	>2028	All Years	
Fund Code: PKYI-TURNPIKE IMPROVEMENT		415							415	
Fund Code: PKYR-TURNPIKE RENEWAL & REPLACEMENT		1,500		1,550,000					1,551,500	
Phase: PRELIMINARY ENGINEERING Totals		1,915		1,550,000					1,551,915	
CONSTRUCTION / MANAGED BY FDOT										
Fund Code: PKYR-TURNPIKE RENEWAL & REPLACEMENT					14,867,993				14,867,993	
Item: 447701 1 Totals		1,915		1,550,000	14,867,993				16,419,908	
Item Number: 447701 2		Project Description: SAFETY IMPROVEMENTS TO SUNCOAST (SR 589) IN HERNANDO CNTY,MP 37.3-44.5					*SIS*			
District: 07		County: HERNANDO		Type of Work: GUARDRAIL						
LRTP 2045 Reference: Goal 4, Objective 1; Goal 6, Objective 1		Project Length: 7.212MI								
Phase / Responsible Agency		Fiscal Year								
P D & E / MANAGED BY FDOT		<2024	2024	2025	2026	2027	2028	>2028	All Years	
Fund Code: PKYR-TURNPIKE RENEWAL & REPLACEMENT		1,000	300,000						301,000	
PRELIMINARY ENGINEERING / MANAGED BY FDOT										
Fund Code: PKYI-TURNPIKE IMPROVEMENT		3,451							3,451	
CONSTRUCTION / MANAGED BY FDOT										
Fund Code: PKYR-TURNPIKE RENEWAL & REPLACEMENT					2,161,147				2,161,147	
Item: 447701 2 Totals		4,451	300,000		2,161,147				2,465,598	
Project Totals		6,366	300,000	1,550,000	17,029,140				18,885,506	
Total FL Turnpike Projects		\$252,127,623	\$42,835,389	\$310,461,020	\$239,740,635	\$4,211,123	\$2,210,000	\$0	\$851,585,790	

Page blank for printing purposes

**APPENDIX E
5-YEAR FUNDED PROJECTS**

**TIP FY 2024-FY 2028
HERNANDO/CITRUS MPO**

Item Number: 438747 5 **Project Description:** CITRUS PLANNING MODEL STUDIES
District: 07 **County:** CITRUS **Type of Work:** PLANNING MODELS/DATA
Extra Description: CONDUCT SURVEYS TO UPDATE PLANNING MODELS/DATA **Project Length:** 0.000
LRTP 2045 Reference: Goals 1-6 (Including Objectives)

Phase / Responsible Agency	Fund Code:	Fiscal Year							All Years
		<2024	2024	2025	2026	2027	2028	>2028	
PLANNING / MANAGED BY FDOT	ACSN-ADVANCE CONSTRUCTION (SN)	12,500							12,500
	D-UNRESTRICTED STATE PRIMARY	75,000	12,500	12,500	12,500	12,500	12,500		137,500
	SN-STP, MANDATORY NON-URBAN <= 5K	75,000	12,500	12,500	12,500				112,500
	Phase: PLANNING Totals	162,500	25,000	25,000	25,000	12,500	12,500		262,500
	Item: 438747 5 Totals	162,500	25,000	25,000	25,000	12,500	12,500		262,500

Item Number: 438747 4 **Project Description:** HERNANDO PLANNING MODEL STUDIES
District: 07 **County:** HERNANDO **Type of Work:** PLANNING MODELS/DATA
Extra Description: CONDUCT SURVEYS TO UPDATE PLANNING MODELS/DATA **Project Length:** 0.000
LRTP 2045 Reference: Goals 1-6 (Including Objectives)

Phase / Responsible Agency	Fund Code:	Fiscal Year							All Years
		<2024	2024	2025	2026	2027	2028	>2028	
PLANNING / MANAGED BY FDOT	ACSL-ADVANCE CONSTRUCTION (SL)	1,000							1,000
	D-UNRESTRICTED STATE PRIMARY	75,000	12,500	12,500	12,500	12,500	12,500		137,500
	SL-STP, AREAS <= 200K	86,500	12,500						99,000
	Phase: PLANNING Totals	162,500	25,000	12,500	12,500	12,500	12,500		237,500
	Item: 438747 4 Totals	162,500	25,000	12,500	12,500	12,500	12,500		237,500
	Project Totals	325,000	50,000	37,500	37,500	25,000	25,000		500,000

Item Number: 439335 4 **Project Description:** HERNANDO/CITRUS FY 2022/2023-2023/2024 UPWP
District: 07 **County:** HERNANDO **Type of Work:** TRANSPORTATION PLANNING
LRTP 2045 Reference: Goals 1-6 **Project Length:** 0.000

Phase / Responsible Agency	Fund Code:	Fiscal Year							All Years
		<2024	2024	2025	2026	2027	2028	>2028	
PLANNING / MANAGED BY HERNANDO/CITRUS MPO	PL-METRO PLAN (85% FA; 15% OTHER)	1,124,716	913,004						2,037,720
	Item: 439335 4 Totals	1,124,716	913,004						2,037,720

Item Number: 439335 5 **Project Description:** HERNANDO/CITRUS FY 2024/2025-2025/2026 UPWP
District: 07 **County:** HERNANDO **Type of Work:** TRANSPORTATION PLANNING
LRTP 2045 Reference: Goals 1-6 **Project Length:** 0.000

Phase / Responsible Agency	Fund Code:	Fiscal Year							All Years
		<2024	2024	2025	2026	2027	2028	>2028	
PLANNING / MANAGED BY HERNANDO/CITRUS MPO	PL-METRO PLAN (85% FA; 15% OTHER)			691,288	698,497				1,389,785
	Item: 439335 5 Totals			691,288	698,497				1,389,785

**APPENDIX E
5-YEAR FUNDED PROJECTS**

**TIP FY 2024-FY 2028
HERNANDO/CITRUS MPO**

Item Number: 439335 6		Project Description: HERNANDO/CITRUS FY 2026/2027-2027/2028 UPWP							
District: 07		County: HERNANDO			Type of Work: TRANSPORTATION PLANNING				
LRTP 2045 Reference: Goals 1-6		Project Length: 0.000							
Phase / Responsible Agency		Fiscal Year							
		<2024	2024	2025	2026	2027	2028	>2028	All Years
PLANNING / MANAGED BY HERNANDO/CITRUS MPO						698,497	698,497		1,396,994
Fund Code: PL-METRO PLAN (85% FA; 15% OTHER)						698,497	698,497		1,396,994
Item: 439335 6 Totals						698,497	698,497		1,396,994
Project Totals		1,124,716	913,004	691,288	698,497	698,497	698,497		4,824,499
Total Transportation Planning Projects		\$1,449,716	\$963,004	\$728,788	\$735,997	\$723,497	\$723,497	\$0	\$5,324,499

**APPENDIX E
MAINTENANCE PROJECTS**

**TIP FY 2024-FY 2028
HERNANDO/CITRUS MPO**

Item Number: 259756 1		Project Description: CITRUS CO (02)							
District: 07		County: CITRUS		Type of Work: ROUTINE					
L RTP 2045 Reference: Goal 4, Objective 1; Goal 6, Objective 1				Project Length: 0.000					
		Fiscal Year							
Phase / Responsible Agency		<2024	2024	2025	2026	2027	2028	>2028	All Years
BRDG/RDWAY/CONTRACT MAINT / MANAGED BY FDOT									
Fund Code: D-UNRESTRICTED STATE PRIMARY		3,772,825	70,000	70,000	70,000	70,000	70,000		4,122,825
Item: 259756 1 Totals		3,772,825	70,000	70,000	70,000	70,000	70,000		4,122,825
Project Totals		3,772,825	70,000	70,000	70,000	70,000	70,000		4,122,825
Item Number: 405298 1		Project Description: CITRUS CO (02) ASSET MANAGEMENT CONTRACT							
District: 07		County: CITRUS		Type of Work: ROUTINE MAINTENANCE					
L RTP 2045 Reference: Goal 4, Objective 1; Goal 6, Objective 1				Project Length: 0.000					
		Fiscal Year							
Phase / Responsible Agency		<2024	2024	2025	2026	2027	2028	>2028	All Years
BRDG/RDWAY/CONTRACT MAINT / MANAGED BY FDOT									
Fund Code: D-UNRESTRICTED STATE PRIMARY		18,868,697	1,348,656	1,348,656	1,348,656	1,348,656	1,348,656		25,611,977
Item: 405298 1 Totals		18,868,697	1,348,656	1,348,656	1,348,656	1,348,656	1,348,656		25,611,977
Project Totals		18,868,697	1,348,656	1,348,656	1,348,656	1,348,656	1,348,656		25,611,977
Item Number: 400490 1		Project Description: HERNANDO CO (08)							
District: 07		County: HERNANDO		Type of Work: ROUTINE MAINTENANCE					
L RTP 2045 Reference: Goal 4, Objective 1; Goal 6, Objective 1				Project Length: 0.000					
		Fiscal Year							
Phase / Responsible Agency		<2024	2024	2025	2026	2027	2028	>2028	All Years
BRDG/RDWAY/CONTRACT MAINT / MANAGED BY FDOT									
Fund Code: D-UNRESTRICTED STATE PRIMARY		41,657,890	2,300,000	2,300,000	2,300,000	2,300,000	2,300,000		53,157,890
Item: 400490 1 Totals		41,657,890	2,300,000	2,300,000	2,300,000	2,300,000	2,300,000		53,157,890
Project Totals		41,657,890	2,300,000	2,300,000	2,300,000	2,300,000	2,300,000		53,157,890
Item Number: 401185 1		Project Description: HERNANDO CO (08)		*SIS*					
District: 07		County: HERNANDO		Type of Work: ROUTINE MAINTENANCE					
Extra Description:		NONE		Project Length: 0.000					
L RTP 2045 Reference: Goal 4, Objective 1; Goal 6, Objective 1									
		Fiscal Year							
Phase / Responsible Agency		<2024	2024	2025	2026	2027	2028	>2028	All Years
BRDG/RDWAY/CONTRACT MAINT / MANAGED BY FDOT									
Fund Code: D-UNRESTRICTED STATE PRIMARY		148,291	15,000	15,000	15,000	15,000	15,000		223,291
Item: 401185 1 Totals		148,291	15,000	15,000	15,000	15,000	15,000		223,291
Project Totals		148,291	15,000	15,000	15,000	15,000	15,000		223,291
Total Maintenance Projects		\$64,447,703	\$3,733,656	\$3,733,656	\$3,733,656	\$3,733,656	\$3,733,656	\$0	\$83,115,983

Page blank for printing purposes

**APPENDIX E
FLP AVIATION**

**TIP FY 2024-FY 2028
HERNANDO/CITRUS MPO**

Item Number: 436829 1 **Project Description:** INVERNESS AIRPORT - MAINTENANCE AND REMARKING OF RUNWAY/TAXIWAY
District: 07 **County:** CITRUS **Type of Work:** AVIATION PRESERVATION
LRTP 2045 Reference: Goal 2, Objective 2; Goal 4, Objective 1; Goal 6, Objective 1 **Project Length:** 0.000

Phase / Responsible Agency	Fiscal Year							All Years
	<2024	2024	2025	2026	2027	2028	>2028	
CAPITAL / RESPONSIBLE AGENCY NOT AVAILABLE								
Fund Code: DPTO-STATE - PTO		165,000						165,000
LF-LOCAL FUNDS		41,250						41,250
Phase: CAPITAL Totals		206,250						206,250
Item: 436829 1 Totals		206,250						206,250
Project Totals		206,250						206,250

Item Number: 440559 1 **Project Description:** INVERNESS AIRPORT - TAXILANES FOR T-HANGARS
District: 07 **County:** CITRUS **Type of Work:** AVIATION
Extra Description: DESIGN AND CONSTRUCT **Project Length:** 0.000
LRTP 2045 Reference: Goal 2, Objective 2; Goal 4, Objective 1; Goal 6, Objective 1

Phase / Responsible Agency	Fiscal Year							All Years
	<2024	2024	2025	2026	2027	2028	>2028	
CAPITAL / RESPONSIBLE AGENCY NOT AVAILABLE								
Fund Code: DPTO-STATE - PTO			84,880					84,880
FAA-FEDERAL AVIATION ADMIN			954,900					954,900
LF-LOCAL FUNDS			21,220					21,220
Phase: CAPITAL Totals			1,061,000					1,061,000
Item: 440559 1 Totals			1,061,000					1,061,000
Project Totals			1,061,000					1,061,000

Item Number: 448727 1 **Project Description:** CRYSTAL RIVER-CAPTAIN TOM DAVIS FIELD ROADWAY IMPROVEMENTS-DESIGN
District: 07 **County:** CITRUS **Type of Work:** AVIATION PRESERVATION PROJECT
LRTP 2045 Reference: Goal 2, Objective 2; Goal 4, Objective 1; Goal 6, Objective 1 **Project Length:** 0.000

Phase / Responsible Agency	Fiscal Year							All Years
	<2024	2024	2025	2026	2027	2028	>2028	
CAPITAL / RESPONSIBLE AGENCY NOT AVAILABLE								
Fund Code: DDR-DISTRICT DEDICATED REVENUE		8,000						8,000
FAA-FEDERAL AVIATION ADMIN		90,000						90,000
LF-LOCAL FUNDS		2,000						2,000
Phase: CAPITAL Totals		100,000						100,000
Item: 448727 1 Totals		100,000						100,000
Project Totals		100,000						100,000

**APPENDIX E
FLP AVIATION**

**TIP FY 2024-FY 2028
HERNANDO/CITRUS MPO**

Item Number: 449846 2		Project Description: INVERNESS AIRPORT - DESIGN AND CONSTRUCT T HANGARS							
District: 07		County: CITRUS		Type of Work: AVIATION REVENUE/OPERATIONAL					
LRTP 2045 Reference: Goal 2, Objective 2; Goal 4, Objective 1; Goal 6, Objective 1		Project Length: 0.000							
Phase / Responsible Agency		Fiscal Year							
CAPITAL / RESPONSIBLE AGENCY NOT AVAILABLE		<2024	2024	2025	2026	2027	2028	>2028	All Years
Fund Code:		DDR-DISTRICT DEDICATED REVENUE	1,500,000						1,500,000
		LF-LOCAL FUNDS	1,500,000						1,500,000
		Phase: CAPITAL Totals	3,000,000						3,000,000
		Item: 449846 2 Totals	3,000,000						3,000,000
		Project Totals	3,000,000						3,000,000
Item Number: 450280 1		Project Description: REHABILITATE AIRFIELD SECURITY AND GATES - INVERNESS AIRPORT							
District: 07		County: CITRUS		Type of Work: AVIATION SECURITY PROJECT					
LRTP 2045 Reference: Goal 2, Objective 2; Goal 4, Objective 1; Goal 6, Objective 1		Project Length: 0.000							
Phase / Responsible Agency		Fiscal Year							
CAPITAL / RESPONSIBLE AGENCY NOT AVAILABLE		<2024	2024	2025	2026	2027	2028	>2028	All Years
Fund Code:		DPTO-STATE - PTO				409,600			409,600
		LF-LOCAL FUNDS				102,400			102,400
		Phase: CAPITAL Totals				512,000			512,000
		Item: 450280 1 Totals				512,000			512,000
		Project Totals				512,000			512,000
Item Number: 451464 1		Project Description: CRYSTAL RIVER AIRPORT - FUEL TANK REPLACEMENT							
District: 07		County: CITRUS		Type of Work: AVIATION REVENUE/OPERATIONAL					
LRTP 2045 Reference: Goal 2, Objective 2; Goal 4, Objective 1; Goal 6, Objective 1		Project Length: 0.000							
Phase / Responsible Agency		Fiscal Year							
CAPITAL / RESPONSIBLE AGENCY NOT AVAILABLE		<2024	2024	2025	2026	2027	2028	>2028	All Years
Fund Code:		DPTO-STATE - PTO	360,000	323,354					683,354
		LF-LOCAL FUNDS	90,000	80,840					170,840
		Phase: CAPITAL Totals	450,000	404,194					854,194
		Item: 451464 1 Totals	450,000	404,194					854,194
		Project Totals	450,000	404,194					854,194

**APPENDIX E
FLP AVIATION**

**TIP FY 2024-FY 2028
HERNANDO/CITRUS MPO**

Item Number: 452372 1 **Project Description:** CRYSTAL RIVER AIRPORT - TAXIWAY A REHAB CONSTRUCTION
District: 07 **County:** CITRUS **Type of Work:** AVIATION PRESERVATION PROJECT
LRTP 2045 Reference: Goal 2, Objective 2; Goal 4, Objective 1; Goal 6, Objective 1 **Project Length:** 0.000

Phase / Responsible Agency	Fiscal Year							
	<2024	2024	2025	2026	2027	2028	>2028	All Years
CAPITAL / RESPONSIBLE AGENCY NOT AVAILABLE								
Fund Code:	DDR-DISTRICT DEDICATED REVENUE				86,400			86,400
	FAA-FEDERAL AVIATION ADMIN				972,000			972,000
	LF-LOCAL FUNDS				21,600			21,600
	Phase: CAPITAL Totals				1,080,000			1,080,000
	Item: 452372 1 Totals				1,080,000			1,080,000
	Project Totals				1,080,000			1,080,000

Item Number: 452373 1 **Project Description:** INVERNESS AIRPORT- REPLACE FUEL TANKS
District: 07 **County:** CITRUS **Type of Work:** AVIATION REVENUE/OPERATIONAL
LRTP 2045 Reference: Goal 2, Objective 2; Goal 4, Objective 1; Goal 6, Objective 1 **Project Length:** 0.000

Phase / Responsible Agency	Fiscal Year							
	<2024	2024	2025	2026	2027	2028	>2028	All Years
CAPITAL / RESPONSIBLE AGENCY NOT AVAILABLE								
Fund Code:	DDR-DISTRICT DEDICATED REVENUE			360,000				360,000
	LF-LOCAL FUNDS			90,000				90,000
	Phase: CAPITAL Totals			450,000				450,000
	Item: 452373 1 Totals			450,000				450,000
	Project Totals			450,000				450,000

Item Number: 452374 1 **Project Description:** CRYSTAL RIVER AIRPORT - TAXIWAY A REHAB DESIGN
District: 07 **County:** CITRUS **Type of Work:** AVIATION PRESERVATION PROJECT
LRTP 2045 Reference: Goal 2, Objective 2; Goal 4, Objective 1; Goal 6, Objective 1 **Project Length:** 0.000

Phase / Responsible Agency	Fiscal Year							
	<2024	2024	2025	2026	2027	2028	>2028	All Years
CAPITAL / RESPONSIBLE AGENCY NOT AVAILABLE								
Fund Code:	DDR-DISTRICT DEDICATED REVENUE			9,600				9,600
	FAA-FEDERAL AVIATION ADMIN			108,000				108,000
	LF-LOCAL FUNDS			2,400				2,400
	Phase: CAPITAL Totals			120,000				120,000
	Item: 452374 1 Totals			120,000				120,000
	Project Totals			120,000				120,000

**APPENDIX E
FLP AVIATION**

**TIP FY 2024-FY 2028
HERNANDO/CITRUS MPO**

Item Number: 435240 1		Project Description: BROOKSVILLE-TAMPA BAY REGIONAL AIRPORT - RUNWAY REHABILITATION							
District: 07		County: HERNANDO		Type of Work: AVIATION SECURITY PROJECT					
Extra Description:		DESIGN AND CONSTRUCT		Project Length: 0.000					
LRTP 2045 Reference: Goal 2, Objective 2; Goal 4, Objective 1; Goal 6, Objective 1									
Phase / Responsible Agency		Fiscal Year							
CAPITAL / RESPONSIBLE AGENCY NOT AVAILABLE		<2024	2024	2025	2026	2027	2028	>2028	All Years
Fund Code:									
DPTO-STATE - PTO				160,000					160,000
LF-LOCAL FUNDS				40,000					40,000
Phase: CAPITAL Totals				200,000					200,000
Item: 435240 1 Totals				200,000					200,000
Project Totals				200,000					200,000
Item Number: 447532 1		Project Description: BROOKSVILLE - TAMPA BAY REGIONAL AIRPORT-T HANGER AND TAXI LANE CONST							
District: 07		County: HERNANDO		Type of Work: AVIATION REVENUE/OPERATIONAL					
LRTP 2045 Reference: Goal 2, Objective 2; Goal 4, Objective 1; Goal 6, Objective 1		Project Length: 0.000							
Phase / Responsible Agency		Fiscal Year							
CAPITAL / RESPONSIBLE AGENCY NOT AVAILABLE		<2024	2024	2025	2026	2027	2028	>2028	All Years
Fund Code:									
DPTO-STATE - PTO						1,574,000			1,574,000
LF-LOCAL FUNDS						1,574,000			1,574,000
Phase: CAPITAL Totals						3,148,000			3,148,000
Item: 447532 1 Totals						3,148,000			3,148,000
Project Totals						3,148,000			3,148,000
Item Number: 448724 1		Project Description: BROOKSVILLE TAMPABAY REGIONAL AIRPORT RUNWAY 3-21 REHAB & RUNWAY SHIFT							
District: 07		County: HERNANDO		Type of Work: AVIATION PRESERVATION PROJECT					
LRTP 2045 Reference: Goal 2, Objective 2; Goal 4, Objective 1; Goal 6, Objective 1		Project Length: 0.000							
Phase / Responsible Agency		Fiscal Year							
CAPITAL / RESPONSIBLE AGENCY NOT AVAILABLE		<2024	2024	2025	2026	2027	2028	>2028	All Years
Fund Code:									
DDR-DISTRICT DEDICATED REVENUE			600,000						600,000
LF-LOCAL FUNDS			150,000						150,000
Phase: CAPITAL Totals			750,000						750,000
Item: 448724 1 Totals			750,000						750,000
Project Totals			750,000						750,000
Total Aviation Projects		\$450,000	\$4,460,444	\$1,261,000	\$570,000	\$4,740,000	\$0	\$0	\$11,481,444

**APPENDIX E
FLP TRANSIT**

**TIP FY 2024-FY 2028
HERNANDO/CITRUS MPO**

Item Number: 402628 1 **Project Description:** FTA SECTION 5311 OPERATING
District: 07 **County:** CITRUS **Type of Work:** CAPITAL FOR FIXED ROUTE
Extra Description: CITRUS COUNTY BOCC **Project Length:** 0.000
L RTP 2045 Reference: Goal 1, Objective 3; Goal 3, Objectives 1-3, and 5

Phase / Responsible Agency	Fiscal Year							
	<2024	2024	2025	2026	2027	2028	>2028	All Years
OPERATIONS / MANAGED BY BOARD CO COMMISSNRS CITRUS CO								
Fund Code: DDR-DISTRICT DEDICATED REVENUE	31,314							31,314
DU-STATE PRIMARY/FEDERAL REIMB	5,184,527	134,505	119,301	119,301	119,301	119,301		5,796,236
LF-LOCAL FUNDS	5,309,777	134,505	119,301	119,301	119,301	119,301		5,921,486
Phase: OPERATIONS Totals	10,525,618	269,010	238,602	238,602	238,602	238,602		11,749,036
Item: 402628 1 Totals	10,525,618	269,010	238,602	238,602	238,602	238,602		11,749,036

Item Number: 402628 2 **Project Description:** FTA SECTION 5311
District: 07 **County:** CITRUS **Type of Work:** OPERATING/ADMIN. ASSISTANCE
Extra Description: CITRUS COUNTY BOCC - FTA SECTION 5311 **Project Length:** 0.000
L RTP 2045 Reference: Goal 1, Objective 3; Goal 3, Objectives 1-3, and 5

Phase / Responsible Agency	Fiscal Year							
	<2024	2024	2025	2026	2027	2028	>2028	All Years
OPERATIONS / MANAGED BY BOARD CO COMMISSNRS CITRUS CO								
Fund Code: DU-STATE PRIMARY/FEDERAL REIMB	521,075	100,755	81,221	58,218	128,471	128,471		1,018,211
LF-LOCAL FUNDS	521,075	100,755	81,221	58,218	128,471	128,471		1,018,211
Phase: OPERATIONS Totals	1,042,150	201,510	162,442	116,436	256,942	256,942		2,036,422

CAPITAL / MANAGED BY BOARD CO COMMISSNRS CITRUS CO								
Phase / Responsible Agency	<2024	2024	2025	2026	2027	2028	>2028	All Years
Fund Code: DU-STATE PRIMARY/FEDERAL REIMB	3,631,468							3,631,468
LF-LOCAL FUNDS	596,494							596,494
Phase: CAPITAL Totals	4,227,962							4,227,962
Item: 402628 2 Totals	5,270,112	201,510	162,442	116,436	256,942	256,942		6,264,384

Item Number: 402628 4 **Project Description:** CITRUS COUNTY BOCC - FTA SECTION 5307
District: 07 **County:** CITRUS **Type of Work:** OPERATING/ADMIN. ASSISTANCE
Extra Description: SMALL URBANIZED AREA GOVERNOR'S APPORTIONMENT **Project Length:** 0.000
L RTP 2045 Reference: Goal 1, Objective 3; Goal 3, Objectives 1-3, and 5

Phase / Responsible Agency	Fiscal Year							
	<2024	2024	2025	2026	2027	2028	>2028	All Years
OPERATIONS / MANAGED BY CITRUS COUNTY TRANSIT								
Fund Code: FTA-FEDERAL TRANSIT ADMINISTRATION	1,250,000	1,250,000	1,250,000	1,250,000				5,000,000
LF-LOCAL FUNDS	350,000	350,000	350,000	350,000				1,400,000
Phase: OPERATIONS Totals	1,600,000	1,600,000	1,600,000	1,600,000				6,400,000

CAPITAL / MANAGED BY CITRUS COUNTY TRANSIT								
Phase / Responsible Agency	<2024	2024	2025	2026	2027	2028	>2028	All Years
Fund Code: FTA-FEDERAL TRANSIT ADMINISTRATION	6,145,165							6,145,165
LF-LOCAL FUNDS	6,145,165							6,145,165
Phase: CAPITAL Totals	12,290,330							12,290,330
Item: 402628 4 Totals	13,890,330	1,600,000	1,600,000	1,600,000				18,690,330
Project Totals	29,686,060	2,070,520	2,001,044	1,955,038	495,544	495,544		36,703,750

**APPENDIX E
FLP TRANSIT**

**TIP FY 2024-FY 2028
HERNANDO/CITRUS MPO**

Item Number: 438845 1 **Project Description:** CITRUS COUNTY BOCC - STATE TRANSIT BLOCK GRANT
District: 07 **County:** CITRUS **Type of Work:** OPERATING/ADMIN. ASSISTANCE
Extra Description: **HOMOSSASSA SPRINGS** **Project Length:** 0.000
LRTP 2045 Reference: Goal 1, Objective 3; Goal 3, Objectives 1-3, and 5

		Fiscal Year							
Phase / Responsible Agency		<2024	2024	2025	2026	2027	2028	>2028	All Years
OPERATIONS / MANAGED BY CITRUS COUNTY TRANSIT									
Fund Code:	DDR-DISTRICT DEDICATED REVENUE	602,905		329,104	329,104	350,000	441,543		2,052,656
	DPTO-STATE - PTO	1,265,494	319,518						1,585,012
	LF-LOCAL FUNDS	1,977,083	319,518	329,104	329,104	350,000	441,543		3,746,352
Phase: OPERATIONS Totals		3,845,482	639,036	658,208	658,208	700,000	883,086		7,384,020
Item: 438845 1 Totals		3,845,482	639,036	658,208	658,208	700,000	883,086		7,384,020
Project Totals		3,845,482	639,036	658,208	658,208	700,000	883,086		7,384,020

Item Number: 401982 1 **Project Description:** HERNANDO COUNTY SECTION 5311
District: 07 **County:** HERNANDO **Type of Work:** OPERATING/ADMIN. ASSISTANCE
Extra Description: **FTA SECTION 5311** **Project Length:** 0.000
LRTP 2045 Reference: Goal 1, Objective 3; Goal 3, Objectives 1-3, and 5

		Fiscal Year							
Phase / Responsible Agency		<2024	2024	2025	2026	2027	2028	>2028	All Years
OPERATIONS / MANAGED BY HERNANDO									
Fund Code:	DU-STATE PRIMARY/FEDERAL REIMB	2,569,311	287,717	315,527	315,527	315,527	315,527		4,119,136
	LF-LOCAL FUNDS	2,598,762	287,717	315,527	315,527	315,527	315,527		4,148,587
	Phase: OPERATIONS Totals		5,168,073	575,434	631,054	631,054	631,054	631,054	
Item: 401982 1 Totals		5,190,073	575,434	631,054	631,054	631,054	631,054		8,289,723
Project Totals		5,190,073	575,434	631,054	631,054	631,054	631,054		8,289,723
CAPITAL / MANAGED BY HERNANDO									
Fund Code:	LF-LOCAL FUNDS	22,000							22,000
Item: 401982 1 Totals		5,190,073	575,434	631,054	631,054	631,054	631,054		8,289,723

Item Number: 401982 2 **Project Description:** HERNANDO COUNTY BOCC - FTA SECTION 5311
District: 07 **County:** HERNANDO **Type of Work:** CAPITAL FOR FIXED ROUTE
Extra Description: **THE BUS** **Project Length:** 0.000
LRTP 2045 Reference: Goal 1, Objective 3; Goal 3, Objectives 1-3, and 5

		Fiscal Year							
Phase / Responsible Agency		<2024	2024	2025	2026	2027	2028	>2028	All Years
OPERATIONS / MANAGED BY HERNANDO COUNTY MPO									
Fund Code:	DU-STATE PRIMARY/FEDERAL REIMB	230,059	68,855	35,000	25,000	130,083	130,083		619,080
	LF-LOCAL FUNDS	230,059	68,855	35,000	25,000	130,083	130,083		619,080
	Phase: OPERATIONS Totals		460,118	137,710	70,000	50,000	260,166	260,166	
Item: 401982 2 Totals		460,118	137,710	70,000	50,000	260,166	260,166		1,238,160
Project Totals		5,650,191	713,144	701,054	681,054	891,220	891,220		9,527,883

Item Number: 408104 1 **Project Description:** HERNANDO COUNTY BLOCK GRANT
District: 07 **County:** HERNANDO **Type of Work:** OPERATING FOR FIXED ROUTE
Extra Description: **HERNANDO COUNTY BOCC - STATE TRANSIT BLOCK GRANT - THE BUS** **Project Length:** 0.000
LRTP 2045 Reference: Goal 1, Objective 3; Goal 3, Objectives 1-3, and 5

		Fiscal Year							
Phase / Responsible Agency		<2024	2024	2025	2026	2027	2028	>2028	All Years
OPERATIONS / MANAGED BY HERNANDO COUNTY MPO									
Fund Code:	DDR-DISTRICT DEDICATED REVENUE	2,617,990		257,725	265,457	460,001	551,543		4,152,716
	DPTO-STATE - PTO	2,198,584	415,860	170,612	175,730				2,960,786
	DS-STATE PRIMARY HIGHWAYS & PTO	1,397,737							1,397,737
	LF-LOCAL FUNDS	6,257,934	415,860	428,336	441,186	460,001	551,543		8,554,860
	Phase: OPERATIONS Totals		12,472,245	831,720	856,673	882,373	920,002	1,103,086	
Item: 408104 1 Totals		12,472,245	831,720	856,673	882,373	920,002	1,103,086		17,066,099
Project Totals		12,472,245	831,720	856,673	882,373	920,002	1,103,086		17,066,099

**APPENDIX E
FLP TRANSIT**

**TIP FY 2024-FY 2028
HERNANDO/CITRUS MPO**

Item Number: 408715 1 **Project Description:** HERNANDO COUNTY BOCC - FTA SECTION 5307
District: 07 **County:** HERNANDO **Type of Work:** TRANSIT
Extra Description: THE BUS - SMALL URBANIZED GOV. APPROPRIATION **Project Length:** 0.000
LRTP 2045 Reference: Goal 1, Objective 3; Goal 3, Objectives 1-3, and 5

Phase / Responsible Agency		Fiscal Year							All Years
		<2024	2024	2025	2026	2027	2028	>2028	
OPERATIONS / MANAGED BY HERNANDO									
Fund Code:	FTA-FEDERAL TRANSIT ADMINISTRATION	1,050,000	900,000	1,250,000	1,250,000				4,450,000
	LF-LOCAL FUNDS	1,050,000	350,000	350,000	350,000				2,100,000
Phase: OPERATIONS Totals		2,100,000	1,250,000	1,600,000	1,600,000				6,550,000
CAPITAL / MANAGED BY HERNANDO									
Fund Code:	FTA-FEDERAL TRANSIT ADMINISTRATION	10,248,621							10,248,621
	Item: 408715 1 Totals	12,348,621	1,250,000	1,600,000	1,600,000				16,798,621
Project Totals		12,348,621	1,250,000	1,600,000	1,600,000				16,798,621
Total Transit Projects		\$64,002,599	\$5,504,420	\$5,816,979	\$5,776,673	\$3,006,766	\$3,372,936	\$0	\$87,480,373

Page blank for printing purposes

**APPENDIX E
MISCELLANEOUS PROJECTS**

**TIP FY 2024-FY 2028
HERNANDO/CITRUS MPO**

Item Number: 451758 1 District: 07 Extra Description: LRTP 2045 Reference: Goal 3	Project Description: CRYSTAL RIVERS NWR HEADQUARTERS BYPASS ROAD - FLAP GRANT County: CITRUS CITY OF CRYSTAL RIVER IS GRANT RECIPIENT. FWS TO ADMINISTER	Type of Work: NEW ROAD CONSTRUCTION Project Length: 0.000	Note: Also see Appendix K for funding allocated by FHWA for this project as amended November 2, 2023, by the MPO Board.
--	--	--	---

Phase / Responsible Agency	Fiscal Year							All Years
	<2024	2024	2025	2026	2027	2028	>2028	
PRELIMINARY ENGINEERING / RESPONSIBLE AGENCY NOT AVAILABLE								
Fund Code: FLAP-FEDERAL LANDS ACCESS PROGRAM		150,000						150,000
CONSTRUCTION / RESPONSIBLE AGENCY NOT AVAILABLE								
Fund Code: FLAP-FEDERAL LANDS ACCESS PROGRAM			650,344					650,344
Item: 451758 1 Totals		150,000	650,344					800,344
Project Totals		150,000	650,344					800,344

Item Number: 452206 2 District: 07 LRTP 2045 Reference: Goal 3, Objective 1	Project Description: US 41 AT SR 50 - ELECTRIC VEHICLE CHARGER DEPLOYMENT - NEVI County: HERNANDO	Type of Work: ELECTRIC VEHICLE CHARGING Project Length: 0.000
--	--	--

Phase / Responsible Agency	Fiscal Year							All Years
	<2024	2024	2025	2026	2027	2028	>2028	
OPERATIONS / RESPONSIBLE AGENCY NOT AVAILABLE								
Fund Code: GFEV-GEN. FUND EVEHICLE CHARG. PGM			1,500,000					1,500,000
CAPITAL / RESPONSIBLE AGENCY NOT AVAILABLE								
Fund Code: GFEV-GEN. FUND EVEHICLE CHARG. PGM		900,000						900,000
Item: 452206 2 Totals		900,000	1,500,000					2,400,000

Item Number: 452206 3 District: 07 LRTP 2045 Reference: Goal 3, Objective 1	Project Description: US 301 AT SR 50 - ELECTRIC VEHICLE CHARGER DEPLOYMENT - NEVI County: HERNANDO	Type of Work: ELECTRIC VEHICLE CHARGING Project Length: 0.000
--	---	--

Phase / Responsible Agency	Fiscal Year							All Years
	<2024	2024	2025	2026	2027	2028	>2028	
OPERATIONS / RESPONSIBLE AGENCY NOT AVAILABLE								
Fund Code: GFEV-GEN. FUND EVEHICLE CHARG. PGM			1,500,000					1,500,000
CAPITAL / RESPONSIBLE AGENCY NOT AVAILABLE								
Fund Code: GFEV-GEN. FUND EVEHICLE CHARG. PGM		900,000						900,000
Item: 452206 3 Totals		900,000	1,500,000					2,400,000
Project Totals		1,800,000	3,000,000					4,800,000
Total Miscellaneous Projects	0	1950000	3650344	0	0	0	0	5600344
Total All Categories for 5-Year TIP	\$416,440,251	\$114,388,312	\$416,488,290	\$370,423,784	\$25,133,330	\$25,744,341		\$1,368,618,308

Page blank for printing purposes

**APPENDIX E
SUMMARY BY PROJECT CATEGORY PER FISCAL YEAR**

**TIP FY 2024-FY 2028
HERNANDO/CITRUS MPO**

Summary by Project Category	Fiscal Year							
	<2024	2024	2025	2026	2027	2028	>2028	All Years
Total Highway Projects	\$30,771,847	\$58,142,489	\$90,836,503	\$119,866,823	\$8,718,288	\$15,704,252	\$0	\$324,040,202
Total Florida Turnpike Enterprise Projects	\$252,127,623	\$42,835,389	\$310,461,020	\$239,740,635	\$4,211,123	\$2,210,000	\$0	\$851,585,790
Total Transportation Planning Projects	\$1,449,716	\$963,004	\$728,788	\$735,997	\$723,497	\$723,497	\$0	\$5,324,499
Total Maintenance Projects	\$64,447,703	\$3,733,656	\$3,733,656	\$3,733,656	\$3,733,656	\$3,733,656	\$0	\$83,115,983
Total Aviation Projects	\$450,000	\$4,460,444	\$1,261,000	\$570,000	\$4,740,000	\$0	\$0	\$11,481,444
Total Transit Projects	\$64,002,599	\$5,504,420	\$5,816,979	\$5,776,673	\$3,006,766	\$3,372,936	\$0	\$87,480,373
Total Miscellaneous Projects	\$0	\$1,950,000	\$3,650,344	\$0	\$0	\$0	\$0	\$5,600,344
Total All Categories for 5-Year TIP FY 2024-FY 2028	\$413,249,488	\$117,589,402	\$416,488,290	\$370,423,784	\$25,133,330	\$25,744,341	\$0	\$1,368,628,635

Page blank for printing purposes

**APPENDIX E
SUMMARY BY FUND TYPE/FUND NAME PER FISCAL YEAR**

**TIP FY 2024-FY 2028
HERNANDO/CITRUS MPO**

Fund	Fund Name	<2024	2024	2025	2026	2027	2028	>2028	All Years
ACCM	ADVANCE CONSTRUCTION (CM)		\$240,873						\$240,873
ACNP	ADVANCE CONSTRUCTION NHPP	\$341,000			\$46,164,600		\$3,960,001		\$50,465,601
ACNR	AC NAT HWY PERFORM RESURFACING			\$9,921,446	\$1,796,187				\$11,717,633
ACPR	AC - PROTECT GRANT PGM				\$4,760,217				\$4,760,217
ACSA	ADVANCE CONSTRUCTION (SA)	\$419,385							\$419,385
ACSL	ADVANCE CONSTRUCTION (SL)	\$1,000							\$1,000
ACSM	STBG AREA POP. W/ 5K TO 49,999		\$110,865						\$110,865
ACSN	ADVANCE CONSTRUCTION (SN)	\$12,500							\$12,500
ACSS	ADVANCE CONSTRUCTION (SS,HSP)	\$1,000	\$1,124,997						\$1,125,997
ARPA	AMERICAN RESCUE PLAN ACT	\$4,557,181							\$4,557,181
ART	ARTERIAL HIGHWAYS PROGRAMS			\$50,742,862					\$50,742,862
ARTW	ARTERIAL WIDENING PROGRAM			\$8,781,496					\$8,781,496
BA	DONOR BONUS, ANY AREA	\$740,031							\$740,031
CARL	CARB FOR URB. LESS THAN 200K				\$170,521	\$528,008	\$528,008		\$1,226,537
CARN	CARB FOR RURAL AREAS < 5K		\$1,488,429	\$506,267	\$508,114	\$494,197	\$510,746		\$3,507,753
CM	CONGESTION MITIGATION - AQ		\$21,469	\$29,036	\$1,865,027				\$1,915,532
D	UNRESTRICTED STATE PRIMARY	\$64,597,703	\$3,758,656	\$3,758,656	\$3,758,656	\$3,758,656	\$3,758,656		\$83,390,983
DDR	DISTRICT DEDICATED REVENUE	\$13,649,005	\$28,951,400	\$4,217,980	\$38,328,980	\$896,401	\$4,723,975		\$90,767,741
DEM	ENVIRONMENTAL MITIGATION	\$931							\$931
DIH	STATE IN-HOUSE PRODUCT SUPPORT	\$1,040,521	\$789,566	\$620,064	\$726,698	\$57,649	\$168,963		\$3,403,461
DPTO	STATE - PTO	\$3,824,078	\$1,223,732	\$415,492	\$175,730	\$1,983,600			\$7,622,632
DS	STATE PRIMARY HIGHWAYS & PTO	\$5,325,610	\$6,009,356	\$162,139	\$4,328,219		\$2,101,292		\$17,926,616
DU	STATE PRIMARY/FEDERAL REIMB	\$12,136,440	\$591,832	\$551,049	\$518,046	\$693,382	\$693,382		\$15,184,131
FAA	FEDERAL AVIATION ADMIN		\$90,000	\$954,900	\$108,000	\$972,000			\$2,124,900
FLAP	FEDERAL LANDS ACCESS PROGRAM		\$150,000	\$650,344					\$800,344
FTA	FEDERAL TRANSIT ADMINISTRATION	\$18,693,786	\$2,150,000	\$2,500,000	\$2,500,000				\$25,843,786
GFEV	GEN. FUND EVEHICLE CHARG. PGM		\$1,800,000	\$3,000,000					\$4,800,000
GFSA	GF STPBG ANY AREA	\$365,992							\$365,992
GRSC	GROWTH MANAGEMENT FOR SCOP		\$4,726,845	\$1,583,415	\$1,536,130	\$1,733,659			\$9,580,049
LF	LOCAL FUNDS	\$25,166,349	\$4,623,346	\$8,276,645	\$4,126,396	\$3,201,383	\$1,686,468		\$47,080,587
LFP	LOCAL FUNDS FOR PARTICIPATING		\$1,923,975	\$810,347		\$1,033,332			\$3,767,654
NHPP	IM, BRDG REPL, NATNL HWY-MAP21	\$1,699,768							\$1,699,768
PKBD	TURNPIKE MASTER BOND FUND	\$109,608,584		\$147,537,614	\$135,427,093				\$392,573,291
PKED	2012 SB1998-TURNPIKE FEEDER RD	\$55,583,927							\$55,583,927
PKYI	TURNPIKE IMPROVEMENT	\$86,931,960	\$42,535,389	\$161,373,406	\$87,284,402	\$4,211,123	\$2,210,000		\$384,546,280
PKYR	TURNPIKE RENEWAL & REPLACEMENT	\$2,500	\$300,000	\$1,550,000	\$17,029,140				\$18,881,640
PL	METRO PLAN (85% FA; 15% OTHER)	\$1,124,716	\$913,004	\$691,288	\$698,497	\$698,497	\$698,497		\$4,824,499
SA	STP, ANY AREA	\$2,929,681	\$3,621,031	\$2,129,887	\$7,302,252		\$545,635		\$16,528,486
SCED	2012 SB1998-SMALL CO OUTREACH		\$1,412,864	\$487,805	\$487,805	\$487,805			\$2,876,279
SCOP	SMALL COUNTY OUTREACH PROGRAM		\$1,461,023	\$477,073	\$478,049	\$483,902			\$2,900,047
SCWR	2015 SB2514A-SMALL CO OUTREACH		\$27,634	\$636,829	\$256,848	\$394,634			\$1,315,945
SL	STP, AREAS <= 200K	\$2,055,629	\$592,722		\$1,877,316				\$4,525,667
SM	STBG AREA POP. W/ 5K TO 49,999		\$286,385		\$153,343				\$439,728

**APPENDIX E
SUMMARY BY FUND TYPE/FUND NAME PER FISCAL YEAR**

**TIP FY 2024-FY 2028
HERNANDO/CITRUS MPO**

Fund	Fund Name	<2024	2024	2025	2026	2027	2028	>2028	All Years
SN	STP, MANDATORY NON-URBAN <= 5K	\$1,836,050	\$3,134,369	\$4,122,250	\$4,137,289	\$3,505,102	\$4,158,718		\$20,893,778
SR2T	SAFE ROUTES - TRANSFER	\$510,551	\$1,291,328		\$1,000,000				\$2,801,879
TALL	TRANSPORTATION ALTS- <200K		\$340,026		\$428,626				\$768,652
TALN	TRANSPORTATION ALTS- < 5K		\$1,571,468						\$1,571,468
TALT	TRANSPORTATION ALTS- ANY AREA	\$93,610	\$326,818		\$2,491,603				\$2,912,031
Grand Total:		\$413,249,488	\$117,589,402	\$416,488,290	\$370,423,784	\$25,133,330	\$25,744,341	\$0	\$1,368,628,635

**APPENDIX E
SUMMARY BY FUNDING SOURCE PER FISCAL YEAR**

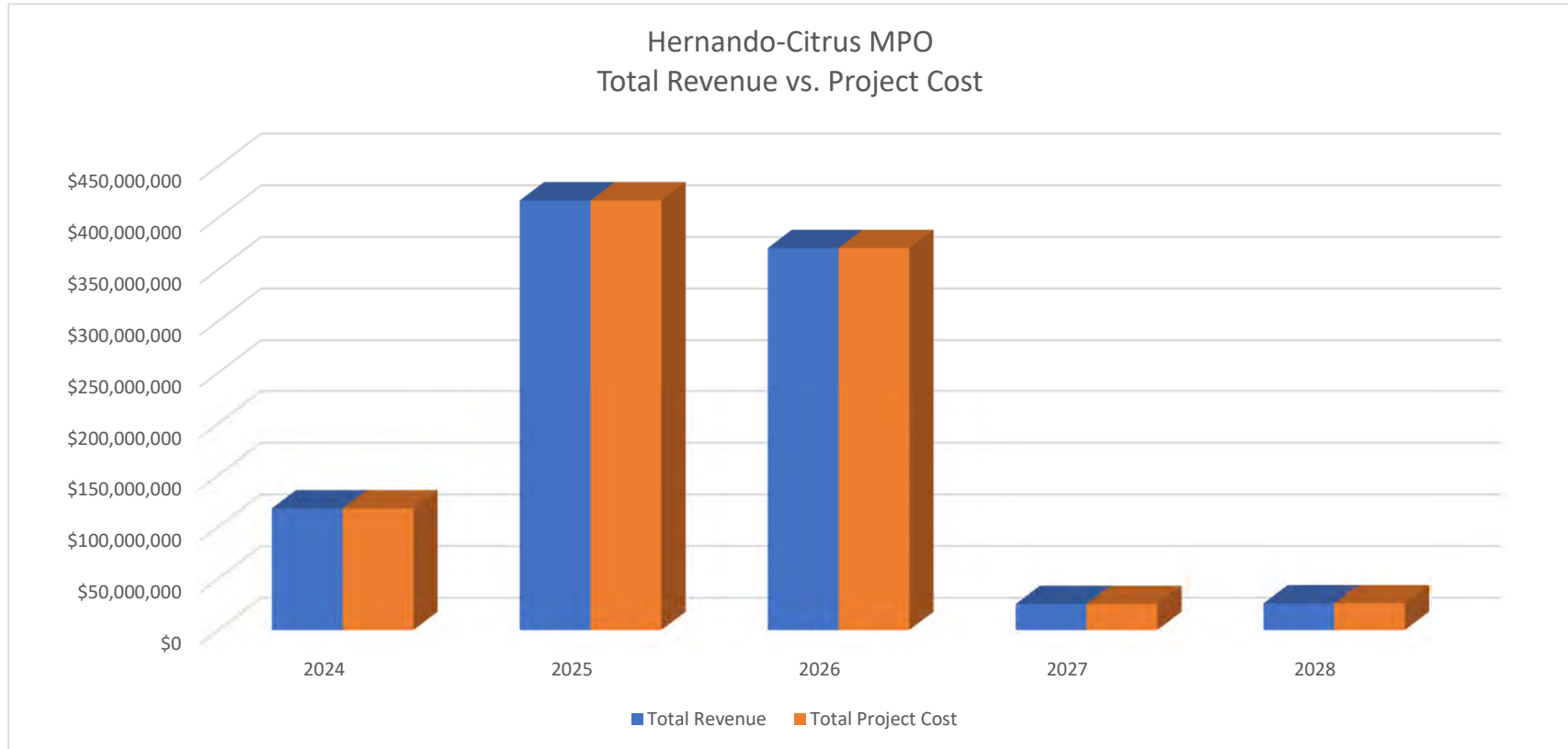
**TIP FY 2024-FY 2028
HERNANDO/CITRUS MPO**

Summary by Funding Source	<2024	2024	2025	2026	2027	2028	>2028	All Years
Federal	\$47,759,193	\$19,604,743	\$25,056,467	\$76,479,638	\$6,891,186	\$11,094,987		\$186,886,214
Local	\$25,166,349	\$6,547,321	\$9,086,992	\$4,126,396	\$4,234,715	\$1,686,468		\$50,848,241
State 100%	\$143,780,902	\$48,601,949	\$71,883,811	\$50,077,115	\$9,796,306	\$10,752,886		\$334,892,969
Toll/Turnpike	\$196,543,044	\$42,835,389	\$310,461,020	\$239,740,635	\$4,211,123	\$2,210,000		\$796,001,211
Grand Total:	\$413,249,488	\$117,589,402	\$416,488,290	\$370,423,784	\$25,133,330	\$25,744,341		\$1,368,628,635

Page blank for printing purposes

**APPENDIX E: 5-YEAR FUNDED PROJECTS
FISCAL CONSTRAINT (FY 2024-FY 2028)**

**TIP FY 2024-FY 2028
HERNANDO/CITRUS MPO**



	2024	2025	2026	2027	2028
Total Revenue	\$117,589,402	\$416,488,290	\$370,423,784	\$25,133,330	\$25,744,341
Total Project Cost	\$117,589,402	\$416,488,290	\$370,423,784	\$25,133,330	\$25,744,341

Page blank for printing purposes

Appendix F: FDOT Annual Listing of Obligated Projects 2022

Page blank for printing purposes

**APPENDIX F
FDOT ANNUAL LISTING OF OBLIGATED PROJECTS-2022**

**TIP FY 2024-FY 2028
HERNANDO/CITRUS MPO**

GROUP	DISTRICT	COUNTY	RELATED KEY	ITEM NO	DESCRIPTION	WORK MIX	ROADWAY	LENGTH	MEASCODE	LANES EXISTING	LANES IMPROVED	LANES ADDED	PHASE	WPFUNDCD	RESPONSIBLE AGENCY	SIS	2022
HIGHWAYS	07	CITRUS	2571653	257165 3	US 41 (SR 45) FROM SR 44 TO S OF WITHLACOOCHEE TRAIL BRIDGE	ADD LANES & RECONSTRUCT	02010000	0.936	MI	2	2	2	RIGHT OF WAY	CM	MANAGED BY FDOT	*NON-SIS*	-\$213,427
HIGHWAYS	07	CITRUS	2571653	257165 3	US 41 (SR 45) FROM SR 44 TO S OF WITHLACOOCHEE TRAIL BRIDGE	ADD LANES & RECONSTRUCT	02010000	0.936	MI	2	2	2	RIGHT OF WAY	GFSA	MANAGED BY FDOT	*NON-SIS*	-\$583,908
HIGHWAYS	07	CITRUS	2571653	257165 3	US 41 (SR 45) FROM SR 44 TO S OF WITHLACOOCHEE TRAIL BRIDGE	ADD LANES & RECONSTRUCT	02010000	0.936	MI	2	2	2	RIGHT OF WAY	SN	MANAGED BY FDOT	*NON-SIS*	\$1,573,340
HIGHWAYS	07	CITRUS	4058223	405822 3	US 19 (SR 55) FROM W JUMP COURT TO W FORT ISLAND TRAIL	ADD LANES & RECONSTRUCT	02030000	4.805	MI	4	6	2	CONSTRUCTION	CM	MANAGED BY FDOT	*SIS*	\$10,441
HIGHWAYS	07	CITRUS	4058223	405822 3	US 19 (SR 55) FROM W JUMP COURT TO W FORT ISLAND TRAIL	ADD LANES & RECONSTRUCT	02030000	4.805	MI	4	6	2	CONSTRUCTION	NHPP	MANAGED BY FDOT	*SIS*	\$1,313,055
HIGHWAYS	07	CITRUS	4058225	405822 5	US 19 FROM W CARDINAL ST TO W GREEN ACRES ST	ADD LANES & RECONSTRUCT	02030000	2.045	MI	4	4	2	PRELIMINARY ENGINEERING	SA	MANAGED BY FDOT	*SIS*	\$3,925
HIGHWAYS	07	CITRUS	4300211	430021 1	CR490A/HALLS RIVER FROM W OF HALLS RIVER TO E OF HALLS RIVER	BRIDGE REPLACEMENT	02610000	0.333	MI	2	2	0	CONSTRUCTION	NHBR	MANAGED BY FDOT	*NON-SIS*	-\$192,588
HIGHWAYS	07	CITRUS	4300211	430021 1	CR490A/HALLS RIVER FROM W OF HALLS RIVER TO E OF HALLS RIVER	BRIDGE REPLACEMENT	02610000	0.333	MI	2	2	0	CONSTRUCTION	SA	MANAGED BY FDOT	*NON-SIS*	-\$14,758
HIGHWAYS	07	CITRUS	4300211	430021 1	CR490A/HALLS RIVER FROM W OF HALLS RIVER TO E OF HALLS RIVER	BRIDGE REPLACEMENT	02610000	0.333	MI	2	2	0	CONSTRUCTION	SN	MANAGED BY FDOT	*NON-SIS*	-\$869
MISC	07	CITRUS	4373491	437349 1	WITHLACOOCHEE-DUNNELLO TRAIL CONNECTOR FM N END	BIKE PATH/TRAIL		0.000		0	0	0	CONSTRUCTION	SN	MANAGED BY FDOT	*NON-SIS*	\$90,267
HIGHWAYS	07	CITRUS	4375141	437514 1	US 19/US 98/SR 55/S SUNCOAST BLVD FR HERNANDO CO LN TO W GREEN ACRES	RESURFACING	02030000	6.809	MI	4	4	0	CONSTRUCTION	SA	MANAGED BY FDOT	*SIS*	\$6,656
HIGHWAYS	07	CITRUS	4396981	439698 1	FOREST RIDGE ELEM FR CR486/NORVELL BRYANT HWY TO W LAKE BEVERLY DR	SIDEWALK	02000027	1.605	MI	0	2	0	CONSTRUCTION	SR2S	MANAGED BY FDOT	*NON-SIS*	\$9,190
HIGHWAYS	07	CITRUS	4396981	439698 1	FOREST RIDGE ELEM FR CR486/NORVELL BRYANT HWY TO W LAKE BEVERLY DR	SIDEWALK	02000027	1.605	MI	0	2	0	CONSTRUCTION	SR2T	MANAGED BY FDOT	*NON-SIS*	\$35,081
HIGHWAYS	07	CITRUS	4396991	439699 1	PLEASANT GROVE ELEMENTARY - PLEASANT GROVE RD AND DRUID RD	SIDEWALK	02520000	1.100	MI	0	2	0	CONSTRUCTION	SR2T	MANAGED BY FDOT	*NON-SIS*	-\$51,747
HIGHWAYS	07	CITRUS	4398297	439829 7	US 41/N FLORIDA AVE AT E NORVELL BRYANT HWY/E PARSONS PT ROAD	LIGHTING	02010000	0.040	MI	0	3	0	CONSTRUCTION	HSP	MANAGED BY FDOT	*NON-SIS*	-\$13,021
HIGHWAYS	07	CITRUS	4411041	441104 1	N TURKEY OAK DR FROM N BAY AVE TO SR 44	SIDEWALK	02000004	2.850	MI	0	2	0	CONSTRUCTION	SR2S	MANAGED BY FDOT	*NON-SIS*	\$41,737

**APPENDIX F
FDOT ANNUAL LISTING OF OBLIGATED PROJECTS-2022**

**TIP FY 2024-FY 2028
HERNANDO/CITRUS MPO**

GROUP	DISTRICT	COUNTY	RELATED KEY	ITEM NO	DESCRIPTION	WORK MIX	ROADWAY	LENGTH	MEASCODE	LANES EXISTING	LANES IMPROVED	LANES ADDED	PHASE	WPFUNDCD	RESPONSIBLE AGENCY	SIS	2022
HIGHWAYS	07	CITRUS	4411041	441104 1	N TURKEY OAK DR FROM N BAY AVE TO SR 44	SIDEWALK	02000004	2.850	MI	0	2	0	CONSTRUCTION	SR2T	MANAGED BY FDOT	*NON-SIS*	\$97,490
HIGHWAYS	07	CITRUS	4411041	441104 1	N TURKEY OAK DR FROM N BAY AVE TO SR 44	SIDEWALK	02000004	2.850	MI	0	2	0	PRELIMINARY ENGINEERING	SA	MANAGED BY FDOT	*NON-SIS*	\$675
HIGHWAYS	07	CITRUS	4411041	441104 1	N TURKEY OAK DR FROM N BAY AVE TO SR 44	SIDEWALK	02000004	2.850	MI	0	2	0	PRELIMINARY ENGINEERING	SR2T	MANAGED BY FDOT	*NON-SIS*	\$727
HIGHWAYS	07	CITRUS	4433581	443358 1	WITHLACOOCHIE TRAIL FROM HERNANDO CL TO MARION CL	BIKE PATH/TRAIL		0.000		0	0	0	CONSTRUCTION	TALN	MANAGED BY FDOT	*NON-SIS*	-\$4,343
HIGHWAYS	07	CITRUS	4433581	443358 1	WITHLACOOCHIE TRAIL FROM HERNANDO CL TO MARION CL	BIKE PATH/TRAIL		0.000		0	0	0	CONSTRUCTION	TALT	MANAGED BY FDOT	*NON-SIS*	-\$215,188
HIGHWAYS	07	CITRUS	4433581	443358 1	WITHLACOOCHIE TRAIL FROM HERNANDO CL TO MARION CL	BIKE PATH/TRAIL		0.000		0	0	0	PRELIMINARY ENGINEERING	SA	MANAGED BY FDOT	*NON-SIS*	\$5,525
HIGHWAYS	07	HERNANDO	2572983	257298 3	CR 578 (CO LINE RD) FROM E OF EAST RD TO SPRING TIME ST	ADD LANES & RECONSTRUCT	08000050	2.637	MI	2	2	2	PRELIMINARY ENGINEERING	SL	MANAGED BY FDOT	*NON-SIS*	\$1,612
HIGHWAYS	07	HERNANDO	2572985	257298 5	CR 578 (CO LINE RD) FROM SUNCOAST PARKWAY TO US41 AT AYERS RD	NEW ROAD CONSTRUCTION	08000050	1.492	MI	4	4	4	CONSTRUCTION	RED	MANAGED BY FDOT	*NON-SIS*	\$1,595,395
HIGHWAYS	07	HERNANDO	2572985	257298 5	CR 578 (CO LINE RD) FROM SUNCOAST PARKWAY TO US41 AT AYERS RD	NEW ROAD CONSTRUCTION	08000050	1.492	MI	4	4	4	CONSTRUCTION	SA	MANAGED BY FDOT	*NON-SIS*	\$70,000
HIGHWAYS	07	HERNANDO	2572985	257298 5	CR 578 (CO LINE RD) FROM SUNCOAST PARKWAY TO US41 AT AYERS RD	NEW ROAD CONSTRUCTION	08000050	1.492	MI	4	4	4	PRELIMINARY ENGINEERING	SA	MANAGED BY FDOT	*NON-SIS*	-\$4,887
HIGHWAYS	07	HERNANDO	2572986	257298 6	CR 578 @ MARINER INT FM SPRINGTIME STREET TO EAST OF MARINER BLVD	INTERSECTION IMPROVEMENT	08000050	0.674	MI	2	2	0	CONSTRUCTION	SA	MANAGED BY FDOT	*NON-SIS*	\$2,311
HIGHWAYS	07	HERNANDO	4110112	411011 2	I-75 (SR 93) FROM PASCO/HERNANDO CO/L TO N OF US98/SR50/CORTEZ	ADD LANES & RECONSTRUCT	08150000	8.346	MI	4	4	2	RIGHT OF WAY	SA	MANAGED BY FDOT	*SIS*	-\$1,808
HIGHWAYS	07	HERNANDO	4110114	411011 4	I-75 (SR 93) FM S OF US98/SR50/CORTEZ TO N OF US98/SR50/CORTEZ	ADD LANES & RECONSTRUCT	08150000	2.986	MI	4	4	2	CONSTRUCTION	NHPP	MANAGED BY FDOT	*SIS*	-\$293,757
HIGHWAYS	07	HERNANDO	4110122	411012 2	I-75 (SR 93) FROM N OF SR 50 TO HERNANDO/SUMTER CO/L	ADD LANES & REHABILITATE PVMNT	08150000	3.271	MI	4	4	2	CONSTRUCTION	NHPP	MANAGED BY FDOT	*SIS*	-\$11,219
HIGHWAYS	07	HERNANDO	4167323	416732 3	SR 50 FROM E OF US 98/MCKETHAN RD TO E OF US 301	ADD LANES & REHABILITATE PVMNT	08070000	2.154	MI	4	4	2	RIGHT OF WAY	SL	MANAGED BY FDOT	*SIS*	-\$160,014
HIGHWAYS	07	HERNANDO	4167324	416732 4	SR 50 FM WINDMERE RD/BRONSON BL TO E OF US 98/MCKETHAN RD	ADD LANES & REHABILITATE PVMNT	08070000	3.488	MI	5	5	2	CONSTRUCTION	NHPP	MANAGED BY FDOT	*SIS*	-\$150,104

**APPENDIX F
FDOT ANNUAL LISTING OF OBLIGATED PROJECTS-2022**

**TIP FY 2024-FY 2028
HERNANDO/CITRUS MPO**

GROUP	DISTRICT	COUNTY	RELATED KEY	ITEM NO	DESCRIPTION	WORK MIX	ROADWAY	LENGTH	MEASCODE	LANES EXISTING	LANES IMPROVED	LANES ADDED	PHASE	WPFUNDCD	RESPONSIBLE AGENCY	SIS	2022
HIGHWAYS	07	HERNANDO	4167351	416735 1	SR 50/CORTEZ BLVD FROM W OF BUCK HOPE RD TO W OF JEFFERSON STREET	ADD LANES & REHABILITATE PVMNT	08002000	2.557	MI	4	4	2	PRELIMINARY ENGINEERING	NHPP	MANAGED BY FDOT	*SIS*	\$129,083
HIGHWAYS	07	HERNANDO	4167351	416735 1	SR 50/CORTEZ BLVD FROM W OF BUCK HOPE RD TO W OF JEFFERSON STREET	ADD LANES & REHABILITATE PVMNT	08002000	2.557	MI	4	4	2	PRELIMINARY ENGINEERING	SL	MANAGED BY FDOT	*SIS*	\$27,902
HIGHWAYS	07	HERNANDO	4300512	430051 2	SR 50 FROM LOCKHART RD TO E OF REMINGTON RD	ADD LANES & REHABILITATE PVMNT	08070000	0.355	MI	4	4	2	CONSTRUCTION	NHPP	MANAGED BY FDOT	*SIS*	\$474
HIGHWAYS	07	HERNANDO	4337141	433714 1	LINDEN DR FROM CORONADO DR TO SPRING HILL DR	SIDEWALK	08000043	0.689	MI	0	2	0	CONSTRUCTION	TALL	MANAGED BY HERNANDO COUNTY BOCC	*NON-SIS*	-\$23,409
HIGHWAYS	07	HERNANDO	4337141	433714 1	LINDEN DR FROM CORONADO DR TO SPRING HILL DR	SIDEWALK	08000043	0.689	MI	0	2	0	CONSTRUCTION	TALT	MANAGED BY HERNANDO COUNTY BOCC	*NON-SIS*	-\$7,884
HIGHWAYS	07	HERNANDO	4337141	433714 1	LINDEN DR FROM CORONADO DR TO SPRING HILL DR	SIDEWALK	08000043	0.689	MI	0	2	0	PRELIMINARY ENGINEERING	TALT	MANAGED BY FDOT	*NON-SIS*	-\$412
MISCELLANEO	07	HERNANDO	4357201	435720 1	GOOD NEIGHBOR TRL CONNECTOR FM W OF SUNCOAST PKWY TO SR 50/CORTEZ BLVD	BIKE PATH/TRAIL	08040000	4.075	MI	0	6	0	PRELIMINARY ENGINEERING	TALT	MANAGED BY FDOT	*SIS*	-\$34,136
HIGHWAYS	07	HERNANDO	4367091	436709 1	WESTSIDE ELEMENTARY - KENLAKE, APPLGATE, AIRMONT, TYLER, HALSTEAD	SIDEWALK		0.000		0	0	0	CONSTRUCTION	TALL	MANAGED BY HERNANDO COUNTY BOARD OF COUNTY	*NON-SIS*	-\$7,688
HIGHWAYS	07	HERNANDO	4367091	436709 1	WESTSIDE ELEMENTARY - KENLAKE, APPLGATE, AIRMONT, TYLER, HALSTEAD	SIDEWALK		0.000		0	0	0	CONSTRUCTION	TALT	MANAGED BY FDOT	*NON-SIS*	-\$6,714
HIGHWAYS	07	HERNANDO	4367091	436709 1	WESTSIDE ELEMENTARY - KENLAKE, APPLGATE, AIRMONT, TYLER, HALSTEAD	SIDEWALK		0.000		0	0	0	CONSTRUCTION	TALT	MANAGED BY HERNANDO COUNTY BOARD OF COUNTY	*NON-SIS*	-\$97
HIGHWAYS	07	HERNANDO	4367101	436710 1	JD FLOYD ELEMENTARY SCHOOL - CORONADO DR, WHITEWOOD AVE, ALDORO AVE	SIDEWALK		0.000		0	0	0	CONSTRUCTION	TALT	MANAGED BY FDOT	*NON-SIS*	-\$689
MISC	07	HERNANDO	4367111	436711 1	EXPLORER K8 SCHOOL VARIOUS LOCATIONS	SIDEWALK		0.000		0	0	0	CONSTRUCTION	SA	MANAGED BY HERNANDO COUNTY BOCC	*NON-SIS*	\$1,902
HIGHWAYS	07	HERNANDO	4367121	436712 1	BROOKVILLE ELEMENTARY - HOWELL AVE FROM CROOM RD TO US 41/BROAD ST	SIDEWALK	08000007	0.602	MI	0	2	0	CONSTRUCTION	TALL	MANAGED BY FDOT	*NON-SIS*	-\$2,068
HIGHWAYS	07	HERNANDO	4374841	437484 1	W LANDOVER BLVD FROM NORTHCLIFFE BLVD TO ELGIN BLVD	SIDEWALK	08900006	1.233	MI	0	2	0	PRELIMINARY ENGINEERING	TALT	MANAGED BY FDOT	*NON-SIS*	\$2,000

APPENDIX F

FDOT ANNUAL LISTING OF OBLIGATED PROJECTS-2022

**TIP FY 2024-FY 2028
HERNANDO/CITRUS MPO**

GROUP	DISTRICT	COUNTY	RELATED KEY	ITEM NO	DESCRIPTION	WORK MIX	ROADWAY	LENGTH	MEASCODE	LANES EXISTING	LANES IMPROVED	LANES ADDED	PHASE	WPFUNDCD	RESPONSIBLE AGENCY	SIS	2022
HIGHWAYS	07	HERNANDO	4386511	438651 1	S LINDEN DRIVE SIDEWALK FROM COUNTY LINE RD TO SPRING HILL DR	SIDEWALK	08000043	2.610	MI	0	2	0	PRELIMINARY ENGINEERING	TALT	MANAGED BY FDOT	*NON-SIS*	\$1,000
HIGHWAYS	07	HERNANDO	4386511	438651 1	S LINDEN DRIVE SIDEWALK FROM COUNTY LINE RD TO SPRING HILL DR	SIDEWALK	08000043	2.610	MI	0	2	0	PRELIMINARY ENGINEERING	TALT	MANAGED BY HERNANDO COUNTY BOARD OF COUNTY	*NON-SIS*	\$92,610
PLANNING	07	HERNANDO	4387474	438747 4	HERNANDO PLANNING MODEL STUDIES	PLANNING MODELS/DATA UPDATE		0.000		0	0	0	PRELIMINARY ENGINEERING	SL	MANAGED BY FDOT	*NON-SIS*	\$13,500
PLANNING	07	HERNANDO	4393353	439335 3	HERNANDO/CITRUS FY 2020/2021-2021/2022 UPWP	TRANSPORTATION PLANNING		0.000		0	0	0	PRELIMINARY ENGINEERING	PL	MANAGED BY HERNANDO COUNTY MPO	*NON-SIS*	\$796,685
PLANNING	07	HERNANDO	4393354	439335 4	HERNANDO/CITRUS FY 2022/2023-2023/2024 UPWP	TRANSPORTATION PLANNING		0.000		0	0	0	PRELIMINARY ENGINEERING	PL	RESPONSIBLE AGENCY NOT AVAILABLE	*NON-SIS*	\$265,008
HIGHWAYS	07	HERNANDO	4394481	439448 1	US 98/SR 700/PONCE DE LEON FR N OF CITRUS WAY/CR491 TO S OF CITRUS WAY	ROUNDABOUT	08080000	0.495	MI	2	2	0	CONSTRUCTION	HSP	MANAGED BY FDOT	*NON-SIS*	\$452,722
HIGHWAYS	07	HERNANDO	4394481	439448 1	US 98/SR 700/PONCE DE LEON FR N OF CITRUS WAY/CR491 TO S OF CITRUS WAY	ROUNDABOUT	08080000	0.495	MI	2	2	0	PRELIMINARY ENGINEERING	HSP	MANAGED BY FDOT	*NON-SIS*	\$70,957
HIGHWAYS	07	HERNANDO	4395081	439508 1	ELGIN BLVD FROM DELTONA BLVD TO MARINER BLVD	SIDEWALK	08000042	2.520	MI	0	2	0	CONSTRUCTION	TALL	MANAGED BY HERNANDO COUNTY BOCC	*NON-SIS*	\$345,167
HIGHWAYS	07	HERNANDO	4395081	439508 1	ELGIN BLVD FROM DELTONA BLVD TO MARINER BLVD	SIDEWALK	08000042	2.520	MI	0	2	0	CONSTRUCTION	TALT	MANAGED BY FDOT	*NON-SIS*	\$14,465
HIGHWAYS	07	HERNANDO	4395081	439508 1	ELGIN BLVD FROM DELTONA BLVD TO MARINER BLVD	SIDEWALK	08000042	2.520	MI	0	2	0	CONSTRUCTION	TALT	MANAGED BY HERNANDO COUNTY BOCC	*NON-SIS*	\$572,063
HIGHWAYS	07	HERNANDO	4395081	439508 1	ELGIN BLVD FROM DELTONA BLVD TO MARINER BLVD	SIDEWALK	08000042	2.520	MI	0	2	0	PRELIMINARY ENGINEERING	TALT	MANAGED BY FDOT	*NON-SIS*	\$718
HIGHWAYS	07	HERNANDO	4395091	439509 1	DELTONA BLVD FROM ELGIN BLVD TO SR 50 (CORTEZ BLVD)	SIDEWALK	08000010	0.505	MI	0	2	0	CONSTRUCTION	TALT	MANAGED BY FDOT	*NON-SIS*	\$9,656
HIGHWAYS	07	HERNANDO	4395091	439509 1	DELTONA BLVD FROM ELGIN BLVD TO SR 50 (CORTEZ BLVD)	SIDEWALK	08000010	0.505	MI	0	2	0	CONSTRUCTION	TALT	MANAGED BY HERNANDO COUNTY BOARD OF COUNTY	*NON-SIS*	\$196,934
HIGHWAYS	07	HERNANDO	4395091	439509 1	DELTONA BLVD FROM ELGIN BLVD TO SR 50 (CORTEZ BLVD)	SIDEWALK	08000010	0.505	MI	0	2	0	PRELIMINARY ENGINEERING	TALT	MANAGED BY FDOT	*NON-SIS*	-\$1,709
HIGHWAYS	07	HERNANDO	4411031	441103 1	FREEPORT DR FROM DELTONA BLVD TO NORTHCLIFFE BLVD	SIDEWALK	08900010	1.550	MI	0	2	0	PRELIMINARY ENGINEERING	SR2T	MANAGED BY FDOT	*NON-SIS*	\$1,000

APPENDIX F

FDOT ANNUAL LISTING OF OBLIGATED PROJECTS-2022

**TIP FY 2024-FY 2028
HERNANDO/CITRUS MPO**

GROUP	DISTRICT	COUNTY	RELATED KEY	ITEM NO	DESCRIPTION	WORK MIX	ROADWAY	LENGTH	MEASCODE	LANES EXISTING	LANES IMPROVED	LANES ADDED	PHASE	WPFUNDCD	RESPONSIBLE AGENCY	SIS	2022
HIGHWAYS	07	HERNANDO	4411031	441103 1	FREEPORT DR FROM DELTONA BLVD TO NORTHCLIFFE BLVD	SIDEWALK	08900010	1.550	MI	0	2	0	PRELIMINARY ENGINEERING	SR2T	MANAGED BY HERNANDO COUNTY BOARD OF COUNTY	*NON-SIS*	\$269,555
HIGHWAYS	07	HERNANDO	4411071	441107 1	EASTSIDE ELEMENTARY RALEY RD FROM US 98/SR 50/CORTEZ BLVD TO ROPER RD	SIDEWALK	08900007	0.782	MI	0	2	0	PRELIMINARY ENGINEERING	SR2T	MANAGED BY FDOT	*NON-SIS*	\$1,000
HIGHWAYS	07	HERNANDO	4411071	441107 1	EASTSIDE ELEMENTARY RALEY RD FROM US 98/SR 50/CORTEZ BLVD TO ROPER RD	SIDEWALK	08900007	0.782	MI	0	2	0	PRELIMINARY ENGINEERING	SR2T	MANAGED BY HERNANDO COUNTY BOARD OF COUNTY	*NON-SIS*	\$238,996
HIGHWAYS	07	HERNANDO	4413861	441386 1	US 41/SR 45/BROAD ST FR N OF INGRAM ST TO OAKS MHP	RESURFACING	08010000	1.952	MI	6	6	0	CONSTRUCTION	NHPP	MANAGED BY FDOT	*NON-SIS*	\$6,852,003
HIGHWAYS	07	HERNANDO	4413861	441386 1	US 41/SR 45/BROAD ST FR N OF INGRAM ST TO OAKS MHP	RESURFACING	08010000	1.952	MI	6	6	0	CONSTRUCTION	SL	MANAGED BY FDOT	*NON-SIS*	-\$75,996

Page blank for printing purposes

Appendix G: Local Agency Capital Improvement Programs

Page blank for printing purposes

**APPENDIX G
LOCAL AGENCY CAPITAL IMPROVEMENT PROGRAMS**

**TIP FY 2024 - FY 2028
HERNANDO/CITRUS MPO**

CITRUS COUNTY SCHEDULE OF CAPITAL IMPROVEMENTS FOR 5-YEAR PROGRAM

	FY24	FY25	FY26	FY27	FY28	Total
<p>T1993-12 - Annual Road Resurfacing Resurfacing/maintenance of existing asphalt roads. Road resurfacing is funded from gas tax revenue. Prioritized resurfacing helps to reduce cost of maintaining existing County roads and keep roads from deteriorating to the point where major repairs or reconstruction becomes necessary. The BOCC expressed the intent to increase the transportation millage by .2 for a 5-year period beginning in with FY22-23.</p> <p>Fund: Gas Tax Trans Ad Valorem Tax Subtotal - Construction</p>	\$4,000,000 \$4,000,000 \$8,000,000	\$4,000,000 \$6,000,000 \$10,000,000	\$4,000,000 \$8,000,000 \$12,000,000	\$4,000,000 \$10,000,000 \$14,000,000	\$4,000,000 \$10,000,000 \$14,000,000	\$20,000,000 \$38,000,000 \$58,000,000
<p>T1993-14 - Birdge Repair Program Maintenance for twenty-nine (29) county bridges as needed. Bridge repairs are to be funded from gas tax revenue. Since the current maintenance program has been so successful, future repair costs may remain constant. Funds are used to correct bridge deficiencies identified on Florida Department of Transportation (FDOT) bi-annual bridge inspection reports and make other repairs as necessary throughout the year.</p> <p>Fund: Gas Tax Subtotal - Construction</p>	\$50,000 \$50,000	\$50,000 \$50,000	\$50,000 \$50,000	\$50,000 \$50,000	\$50,000 \$50,000	\$250,000 \$250,000
<p>T1993-17 - Re-Marking/Striping Existing County Roads Restripe existing county roads and other traffic safety related projects as directed by the Board of County Commissioners. Restriping improves safety by replacing worn or non-reflective striping to meet state requirements. This project is funded by gas tax revenue.</p> <p>Fund: Gas Tax Subtotal - Construction</p>	\$350,000 \$350,000	\$350,000 \$350,000	\$350,000 \$350,000	\$350,000 \$350,000	\$350,000 \$350,000	\$1,750,000 \$1,750,000
<p>T1993-32 - Intersection Improvements Intersection improvements as needed. Funded from gas tax revenue at \$50,000 per year. Construct intersection improvements to increase or improve traffic flow and safety. Projects are determined on an as needed basis.</p> <p>Fund: Gas Tax Subtotal - Construction</p>	\$50,000 \$50,000	\$50,000 \$50,000	\$50,000 \$50,000	\$50,000 \$50,000	\$50,000 \$50,000	\$250,000 \$250,000
<p>T1993-98 - Gas Tax Funding - Road Maintenance A portion of the gas tax revenue is transferred to the Road and Bridge Fund for Road Maintenance Division's purchase of materials for maintenance of County infrastructure.</p> <p>Fund: Gas Tax Subtotal - Other - Transfer</p>	\$1,700,000 \$1,700,000	\$1,700,000 \$1,700,000	\$1,700,000 \$1,700,000	\$1,700,000 \$1,700,000	\$1,700,000 \$1,700,000	\$8,500,000 \$8,500,000

**APPENDIX G
LOCAL AGENCY CAPITAL IMPROVEMENT PROGRAMS**

**TIP FY 2024 - FY 2028
HERNANDO/CITRUS MPO**

CITRUS COUNTY SCHEDULE OF CAPITAL IMPROVEMENTS FOR 5-YEAR PROGRAM

	FY24	FY25	FY26	FY27	FY28	Total
<p>T2012-02 - 2015 Transportation Bonds On October 13, 2015 the County issued \$10,580,000 in debt, at an interest rate of 3.50%, for the County Road 491 widening improvement project. These bonds mature on October 1, 2035 and are secured by a Covenant to Budget and Appropriate all legally available non-ad valorem revenues. The County plans to use gas tax revenues for the debt service payments.</p> <p>Fund: Gas Tax <i>Subtotal - Debt Service</i></p>						
	\$735,100	\$735,700	\$735,500	\$734,500	\$735,400	\$3,676,200
	\$735,100	\$735,700	\$735,500	\$734,500	\$735,400	\$3,676,200
<p>T2015-23 - Intersection Improvements A portion of the 1-6 cents Local Option Fuel Tax is funding the cash match for County Bus (transportation) operations. This funding is authorized by Section 336.025 (7), F.S.</p> <p>Fund: Gas Tax <i>Subtotal - Other - Transfer</i></p>						
	\$0	\$160,000	\$160,000	\$160,000	\$160,000	\$640,000
	\$0	\$160,000	\$160,000	\$160,000	\$160,000	\$640,000
<p>T2020-01 - N. Dunkenfield Ave - Resurfacing - SCOP N. Dunkenfield Ave (SCOP Grant from W. Venable St. to 250 L.F. N. of N. Marion Way (1.9 miles). FDOT SCOP grant will provide a portion of the funding and the County will provide the remaining plus contingency using gas tax revenue.</p> <p>Fund: Gas Tax Grant <i>Subtotal - Construction</i></p>						
	\$779,774	\$0	\$0	\$0	\$0	\$779,774
	\$1,670,945					\$1,670,945
	\$2,450,719	\$0	\$0	\$0	\$0	\$2,450,719
<p>T2021-01 - W. Mustang Blvd. -Resurfacing -SCOP W. Mustang Blvd. SCOP Grant from Mesa Verde Dr. to CR 491(.65 miles) FDOT SCOP grant will provide up to 75% of the funding and the County will provide the remaining funding, plus a 10% contingency using gas tax revenue.</p> <p>Fund: Gas Tax Grant <i>Subtotal - Construction</i></p>						
	\$0	\$226,860	\$0	\$0	\$0	\$226,860
	\$0	\$486,130				\$486,130
	\$0	\$712,990	\$0	\$0	\$0	\$712,990
<p>T2021-02 - N. Deltona Blvd - Resurfacing - SCOP N. Deltona Blvd.. SCOP Grant from CR 491 to Homeway Lp (.36 miles). FDOT SCOP grant will provide up to 75% of the funding and the County will provide the remaining funding, plus a 10% contingency using gas tax revenue.</p> <p>Fund: Gas Tax Grant <i>Subtotal - Construction</i></p>						
	\$0	\$161,815	\$0	\$0	\$0	\$161,815
	\$0	\$346,746				\$346,746
	\$0	\$508,561	\$0	\$0	\$0	\$508,561

**APPENDIX G
LOCAL AGENCY CAPITAL IMPROVEMENT PROGRAMS**

**TIP FY 2024 - FY 2028
HERNANDO/CITRUS MPO**

CITRUS COUNTY SCHEDULE OF CAPITAL IMPROVEMENTS FOR 5-YEAR PROGRAM

	FY24	FY25	FY26	FY27	FY28	Total
<p>T2021-03 - E. Turner Camp Rd. - Resurfacing - SCOP E. Turner Camp Rd.. SCOP Grant from Matthew Meadow to END (1.7 miles). FDOT SCOP grant will provide up to 75% of the funding and the County will provide the remaining funding, plus a 10% contingency using gas tax revenue.</p> <p>Fund: Gas Tax Grant <i>Subtotal - Construction</i></p>						
	\$0	\$1,011,326	\$0	\$0	\$0	\$1,011,326
	\$0	\$2,167,124				\$2,167,124
	\$0	\$3,178,450	\$0	\$0	\$0	\$3,178,450
<p>T2021-05 - CR 491 & Hampshire Blvd Turn Lanes The purpose of this project is to improve the left turn lane on CR 491 and construct a right turn lane on Hampshire Blvd. Project costs are as follows Engineer Design and Permitting \$90,000; Construction \$480,000. Right-of-way acquisition: (Does not include business damages or litigation costs \$60,000). Construction Administration/Inspection/Testing \$75,000</p> <p>Fund: Gas Tax <i>Subtotal - Planning/Design</i> <i>Subtotal - Land</i> <i>Subtotal - Construction</i></p>						
	\$0	\$705,000	\$0	\$0	\$0	\$705,000
		\$165,000				\$165,000
		\$60,000				\$60,000
	\$0	\$480,000	\$0	\$0	\$0	\$480,000
<p>T2021-10 - 2020 Transportation Bonds On May 11, 2020 the County issued \$26,680,000 in debt, at an interest rate of 3.00%, for the County Road 491 widening improvement project. These bonds mature on October 1, 2037 and are secured by a Covenant to Budget and Appropriate all legally available non-ad valorem revenues. The County plans to use gas tax revenues for the debt service payments.</p> <p>Fund: Gas Tax <i>Subtotal - Debt Service</i></p>						
	\$2,199,600	\$2,200,900	\$2,199,100	\$2,199,200	\$2,196,100	\$10,994,900
	\$2,199,600	\$2,200,900	\$2,199,100	\$2,199,200	\$2,196,100	\$10,994,900
<p>T2022-01 - S. Apopka Ave. - Resurfacing - SCOP S. Apopka Ave SCOP Grant from AnnaJo Dr to SR 44 (3.6 miles) FDOT SCOP grant will provide up to 75% of the funding and the County will provide the remaining funding plus a 10% contingency using gas tax revenue.</p> <p>Fund: Gas Tax Grant <i>Subtotal - Construction</i></p>						
	\$0	\$0	\$570,595	\$0	\$0	\$570,595
	\$0	\$0	\$1,222,702	\$0	\$0	\$1,222,702
	\$0	\$0	\$1,793,297	\$0	\$0	\$1,793,297

**APPENDIX G
LOCAL AGENCY CAPITAL IMPROVEMENT PROGRAMS**

**TIP FY 2024 - FY 2028
HERNANDO/CITRUS MPO**

CITRUS COUNTY SCHEDULE OF CAPITAL IMPROVEMENTS FOR 5-YEAR PROGRAM

	FY24	FY25	FY26	FY27	FY28	Total
<p>T2022-02 - Path & Sidewalk Facility / Improvement Path & Sidewalk Facility improvements as needed. Funded from gas tax revenue at \$100,000 per year. The County has more than 20 miles of paths and more than 60 miles of sidewalks with ADA ramps; which, require periodic maintenance and repair.</p> <p>Fund: Gas Tax Subtotal - Construction</p>	\$100,000 \$100,000	\$100,000 \$100,000	\$100,000 \$100,000	\$100,000 \$100,000	\$100,000 \$100,000	\$500,000 \$500,000
<p>T2023-02 - CR470 - Resurfacing - SCOP CR470 SCOP Grant from N. Apopka Ave. to SR 44 (4.9 miles) FDOT SCOP grant will provide up to 75% of the funding and the County will provide the remaining funding plus a 10% contingency using gas tax revenue.</p> <p>Fund: Gas Tax Grant Subtotal - Construction</p>	\$0 \$0 \$0	\$0 \$0 \$0	\$0 \$0 \$0	\$1,446,665 \$3,100,000 \$4,546,665	\$0 \$0 \$0	\$1,446,665 \$3,100,000 \$4,546,665
<p>T2023-05 - Engineering Services 1. Requested funding is necessary to perform preliminary geotechnical investigation of the existing roadway facility - \$60,000. 2. Requested funding is necessary for Engineering and Permitting associated with repairs needed on bridges: 024015 - Ft Island Tr \$80,000, 024020 - Stokes Ferry \$80,000, 024022 - Turner Camp \$80,000</p> <p>Fund: Gas Tax Subtotal - Planning/Design</p>	\$300,000 \$300,000	\$60,000 \$60,000	\$60,000 \$60,000	\$60,000 \$60,000	\$60,000 \$60,000	\$540,000 \$540,000
<p>T2023-06 - Safe Route to School PH II Forest Ridge Blvd DOT is currently nearing completion of Phase I of the Safe Routes to Schools Sidewalk Project along Forest Ridge Blvd from CR 486 to Lake Beverly and planning to program engineering funding in FY 24 for Phase II of the Safe Routes to Schools Sidewalk Project along Forest Ridge Blvd from Lake Beverly Dr to Colbert Ct. DOT has informed the County that storm water facilities associated with the sidewalk project is not eligible for SRTS funding. As such, DOT is looking for the County to address the funding shortfall.</p> <p>Fund: Gas Tax Subtotal - Construction</p>	\$410,000 \$410,000	\$410,000 \$410,000	\$0 \$0	\$0 \$0	\$0 \$0	\$820,000 \$820,000
<p>T2024-01 - W Dunklin St - Resurfacing SCOP W Dunklin St SCOP grant from CR495 to Citrus Springs Blvd (4.1 miles) FDOT SCOP grant will provide up to 75% of the funding and the County will provide the remaining funding plus a 10% contingency using gas tax revenue.</p> <p>Fund: Gas Tax Grant Subtotal - Construction</p>	\$0 \$0 \$0	\$0 \$0 \$0	\$0 \$0 \$0	\$0 \$0 \$0	\$1,540,000 \$3,300,000 \$4,840,000	\$1,540,000 \$3,300,000 \$4,840,000

**APPENDIX G
LOCAL AGENCY CAPITAL IMPROVEMENT PROGRAMS**

**TIP FY 2024 - FY 2028
HERNANDO/CITRUS MPO**

CITRUS COUNTY SCHEDULE OF CAPITAL IMPROVEMENTS FOR 5-YEAR PROGRAM

	FY24	FY25	FY26	FY27	FY28	Total
T2024-02 - Ft Island Tr-Replace Grd rail at Bridge 024015 Replace Guardrail Systems along Ft Island Tr at Bridge No 024015. Fund: Gas Tax <i>Subtotal</i> - Planning/Design <i>Subtotal</i> - Construction						
	\$100,000	\$1,587,000	\$0	\$0	\$0	\$1,687,000
	\$100,000	\$0	\$0	\$0	\$0	\$100,000
	\$0	\$1,587,000	\$0	\$0	\$0	\$1,587,000
T2024-04 - Bridge Repair - Ozello 009, 044 & 045 The proposed project is to provide funding for maintenance improvements to three bridges on Ozello Trail. 009 Colleen Canal \$270,000 (includes contingency); 044 Black Creek \$110,000 (includes contingency);045 Saltwater Bay \$350,000 (includes contingency) Fund: Gas Tax <i>Subtotal</i> - Construction						
	\$730,000	\$0	\$0	\$0	\$0	\$730,000
	\$730,000	\$0	\$0	\$0	\$0	\$730,000
T2024-05 - Bridge Repair - Museum Pt 019 The proposed project is to provide funding for maintenance improvements to they Museum Point Bridge (includes contingency). Fund: Gas Tax <i>Subtotal</i> - Construction						
	\$975,000	\$0	\$0	\$0	\$0	\$975,000
	\$975,000	\$0	\$0	\$0	\$0	\$975,000
T2024-06 - Guardrail & Handrail Installation Repair Guardrail and handrail installation repair as needed. Project will be funded from gas tax revenue at 100,000 per year. The County has nearly 200 sections of guardrails which require periodic maintenance and repair. Fund: Gas Tax <i>Subtotal</i> - Construction						
	\$100,000	\$100,000	\$100,000	\$100,000	\$100,000	\$500,000
	\$100,000	\$100,000	\$100,000	\$100,000	\$100,000	\$500,000
T2024-07 - Functionally Classified Road Repair Functionally Classified Roadway improvements as needed. Funded from gas tax revenue at 500,000 per year. The County has more than 300 miles of collector and arterial roadways which require periodic localized maintenance and repair. Fund: Gas Tax <i>Subtotal</i> - Construction						
	\$500,000	\$500,000	\$500,000	\$500,000	\$500,000	\$2,500,000
	\$500,000	\$500,000	\$500,000	\$500,000	\$500,000	\$2,500,000
5-Year Program Total	\$18,750,419	\$23,108,601	\$19,797,897	\$24,550,365	\$24,841,500	\$111,048,782

Page blank for printing purposes

**APPENDIX G
LOCAL AGENCY CAPITAL IMPROVEMENT PROGRAMS**

**TIP FY 2024 - FY 2028
HERNANDO/CITRUS MPO**

CITY OF BROOKSVILLE - SCHEDULE OF CAPITAL IMPROVEMENTS FOR 5-YEAR PROGRAM

Dept/ Division	Project	FY 2024	FY 2025	FY 2026	FY 2027	FY 2028	Unscheduled
COMMUNITY DEVELOPMENT CRA							
Development - CRA	2nd Phase Streetscape/Traffic Calming Improvements	\$ 80,000					
Development - CRA	Bike Facilities and Connection to Good Neighbor Trailhead (Water Tower)	\$ 10,000					
Development - CRA	Parking Improvement Plan	\$ 25,000					
CRA	Downtown Revitalization (Streets, Sidewalks, Street Lights, Fire Hydrants) NEED FORM	\$ 50,000					
CRA	Pedestrian Safety Program (\$6,000 Engineering,)	\$ 6,000					
CRA	Pedestrian Safety Program (\$24,000 construction)	\$ 24,000					
CRA	Good Neighbor Trail Water Line Relocation - within CRA	\$ 85,000					
CRA	Stormwater Enhancement						
CRA	Streetscape Improvements	\$ 220,000					
CRA Sub-Total		\$ 500,000					
DPW STREETS AND DRAINAGE							
Streets and Drainage	North Avenue Sidewalk Engineering	\$ 100,000					
Streets and Drainage	North Avenue Sidewalk Construction	\$ -	\$ -				\$ 1,000,000
Streets and Drainage	Milling/Resurface Program	\$ 600,000	\$ 600,000	\$ 600,000	\$ 600,000	\$ 600,000	
Streets and Drainage	Street Sweeper	\$ 325,000					
Streets and Drainage	Sidewalk Program (5,000 Linear Feet Each Year)	\$ 400,000	\$ 400,000	\$ 400,000	\$ 400,000	\$ 400,000	
Streets and Drainage Sub-Total		\$1,425,000	\$600,000	\$600,000	\$600,000	\$600,000	\$1,000,000
Transportation TOTAL		\$ 1,925,000					

Page blank for printing purposes

APPENDIX G

LOCAL AGENCY CAPITAL IMPROVEMENT PROGRAMS

TIP FY 2024 - FY 2028

HERNANDO/CITRUS MPO

CITY OF INVERNESS SCHEDULE OF CAPITAL IMPROVEMENTS FOR 5-YEAR PROGRAM

PROJECT	STATUS	FUNDING SOURCE	FY2024	FY2025	FY2026	FY 2027	FY 2028	TOTALS
Road Resurfacing	Ongoing	General Fund	\$400,000.00	\$500,000.00	\$500,000.00	\$500,000.00	\$500,000.00	\$2,400,000.00
Sidewalk Improvements	Ongoing	General Fund	\$30,000.00	\$30,000.00	\$30,000.00	\$30,000.00	\$30,000.00	\$150,000.00
West Inverness Trail	Applied for Grant	Grant	\$0.00	\$2,000,000.00	\$0.00	\$0.00	\$0.00	\$2,000,000.00
Whispering Pines Park Entrance (US 41N)	Ongoing	Tax Increment	\$300,000.00	\$300,000.00	\$0.00	\$0.00	\$0.00	\$600,000.00
Total			\$730,000.00	\$2,830,000.00	\$530,000.00	\$530,000.00	\$530,000.00	\$5,150,000.00

Source: City of Inverness April 2023

Page blank for printing purposes

**APPENDIX G
LOCAL AGENCY CAPITAL IMPROVEMENT PROGRAMS**

**TIP FY 2024 - FY 2028
HERNANDO/CITRUS MPO**

HERNANDO COUNTY SCHEDULE OF CAPITAL IMPROVEMENTS FOR 5-YEAR PROGRAM

Project Name	Prj No	Fund	Dept/Account	Notes	FY24	FY25	FY26	FY27	FY28	Total
Capacity Projects - Subtotal					\$17,494,900	\$1,500,000	\$1,097,500	\$1,250,000	\$3,353,500	\$24,695,900
Anderson Snow/Corp Rdwy Inters Improv	111817	3334	03324-5616306	Construction	\$1,923,975					
	111817	3334	Grant/450591-1		\$5,246,925					\$7,170,900
Ayers/Culbreath/Hayman Intersection Improvements	112004	3333	03323-5616306	Acquisition	\$200,000					\$200,000
Barclay Ave Multilaning	100380	3334	03324-5616360	Construction (Powell to N San An) 17%	\$1,598,000					
		3334	03324-5616360	Construction (SR50 to Lucky) 17%	\$1,598,000					
		3333	03323-5616360	Construction 33%	\$3,102,000					
		1013	03211-5616360	Construction 33%	\$3,102,000					\$9,400,000
Mariner W Frontage Rd (Evergreen Woods to Mariner)	109900	3334	03324-5616101	Design	\$129,000					
	109900	3334	03324-5616360	Land Acquisition	\$345,000					\$474,000
Westside Elementary School Road Imp	111956	3334	03324-5616306	Design/Construction	\$250,000					\$250,000
Ayers/Culbreath/Hayman Intersection Improvements	112004	3333	03323-5616306	Construction		\$1,500,000				\$1,500,000
Barclay Ave Multilaning	100380	3334	03324-5616360	Design (San Antonio to Lucky)			\$520,000			\$520,000
Mariner W Frontage Rd (Evergreen Woods to Mariner)	109900	3334	03324-5616339	Construction			\$577,500			\$577,500
Barclay Ave Multilaning	100380	3334	03324-5616360	Land Acquisition (San Antonio to Lucky)				\$1,250,000		\$1,250,000
Barclay Ave Multilaning	100380	3334	03324-5616360	Land Acquisition (San Antonio to Lucky)					\$1,250,000	\$1,250,000
Coastal Way Intersection Imp	105900	3331	03321-5616330	Construction (no-cost/swap R/W)					\$650,000	\$650,000
SR50 Frontage Rd W of Mariner (Kadri to Evergreen)	105840	3334	03324-5616340	Land Acquisition					\$530,000	\$530,000
SR50 Frontage Rd W of Mariner (Kadri to Evergreen)	105840	3334	03324-5616340	Construction					\$423,500	\$423,500
Star Rd Imp	105930	3331	03321-5616321	Land Acquisition					\$250,000	\$250,000
Weeping Willow Rd Imp	105940	3331	03321-5616321	Land Acquisition					\$250,000	\$250,000
Capital - Other - Subtotal					\$225,000	\$0	\$3,200,000	\$0	\$575,000	\$4,000,000
Emerson Rd Culvert Slip Lining	111828	1017	03231-5616311	Design/Construction	\$60,000					\$60,000
Imogene Ln Culvert Slip Lining	111829	1017	03231-5616311	Design/Construction	\$85,000					\$85,000
Lark Av Culvert Slip Lining	111827	1017	03231-5616311	Design/Construction	\$80,000					\$80,000
Weeki Wachee High School Road Imp	111955	1013	03211-5616306	Construction			\$3,200,000			
			Grant	Pending Approval						\$3,200,000
Cobblestone @ Spring Hill Intersection Improv	109850	1015	03221-5616314	Design					\$75,000	\$75,000
Cobblestone @ Spring Hill Intersection Improv	109850	1015	03221-5616314	Construction					\$500,000	\$500,000
Pavement Mgmt-Collector - Subtotal					\$3,953,000	\$15,883,705	\$3,600,000	\$2,300,000	\$5,357,260	\$31,093,965
Fort Dade (Citrus Way-Cobb)	111650	1022	03241-5616305	Construction	\$1,200,000					\$1,200,000
Croom Rd Safety Edge (US41 to Jacobson)	109780	1022	03241-5616305	Construction	\$300,000					\$300,000
Grove Road (SR50-Ken Austin Pkw/pvmt end)	111690	1022	03241-5616305	Design	\$250,000					\$250,000
Hayman Road (Culbreath to Spring Lake)	112019	1022	03241-5616305	Design	\$100,000					\$100,000
Hayman Road Safety Upgrade	111893	1022	03241-5616305	Construction	\$103,250					\$103,250
	111893	1022	Grant/449053-1		\$363,750					\$363,750
Lake Lindsey Resurface Phase 4	109910	1022	03241-5616305	Construction	\$1,386,000					\$1,386,000

**APPENDIX G
LOCAL AGENCY CAPITAL IMPROVEMENT PROGRAMS**

**TIP FY 2024 - FY 2028
HERNANDO/CITRUS MPO**

HERNANDO COUNTY SCHEDULE OF CAPITAL IMPROVEMENTS FOR 5-YEAR PROGRAM

Project Name	Prj No	Fund	Dept/Account	Notes	FY24	FY25	FY26	FY27	FY28	Total
Powell Road (US41-Emerson)	111700	1022	03241-5616305	Design	\$250,000					\$250,000
Cobb Rd (SR50 to Ponce DeLeon/US98)	109750	1022	03241-5616305 Grant/450600-1	Design Construction		\$384,750 \$2,800,000				\$384,750 \$2,800,000
Culbreath Rd (Powell to Pasco)	108290	1022	03241-5616305	Construction		\$810,347 \$1,113,608				\$810,347 \$1,113,608
Emerson Road Paving & Shoulder Improv	111892	1022	03241-5616305	Design		\$100,000				\$100,000
Grove Road (SR50-Ken Austin Pkw/pvmt end)	111690	1022	03241-5616305	Construction		\$1,250,000				\$1,250,000
Hayman Road (Culbreath to Spring Lake)	112019	1022	03241-5616305 Grant/449053-1	Construction					\$689,315 \$2,367,945	\$3,057,260
Landover Blvd Phase 1 (Mariner N to Elgin)	111947	1022	03241-5616305	Construction		\$800,000				\$800,000
Landover Blvd Phase 2 (Elgin to Mariner S)	111948	1022	03241-5616305	Design/Construction		\$1,200,000				\$1,200,000
Landover Blvd Phase 3 (Mariner S - Northcliff)	111949	1022	03241-5616305	Design/Construction		\$500,000				\$500,000
MLK Blvd	108240	1022	03241-5616305	Design/Construction		\$475,000				\$475,000
Powell Road (US41-Emerson)	111700	1022	03241-5616305	Design		\$1,650,000				\$1,650,000
Spring Hill Drive Phase 1 (US19 to Deltona)	111952	1022	03241-5616305	Design		\$230,000				\$230,000
	111952	1022	03241-5616305	Construction		\$2,070,000				\$2,300,000
Sunshine Grove (Hexam-Centralia)	111710	1022	03241-5616305	Design/Construction		\$1,200,000				\$1,200,000
Thrasher Ave (US19-Mellon)	109790	1022	03241-5616305	Design/Construction		\$650,000				\$650,000
Thrasher Ave (Mellon to Pomp)	109800	1022	03241-5616305	Design/Construction		\$650,000				\$650,000
Emerson Road Paving & Shoulder Improv	111892	1022	03241-5616306	Construction			\$250,000			\$250,000
	111892	1022	Grant/449059-1	Construction			\$1,050,000			\$1,050,000
Spring Hill Drive Phase 2 (Deltona to Mariner)	111953	1022	03241-5616305	Design			\$230,000			\$230,000
	111953	1022	03241-5616305	Construction			\$2,070,000			\$2,300,000
Spring Hill Drive Phase 3 (Mariner to E Linden)	111954	1022	03241-5616305	Design				\$230,000		\$230,000
	111954	1022	03241-5616305	Construction				\$2,070,000		\$2,300,000
Spring Hill Drive Phase 4 (E Linden to Barclay)	111954	1022	03241-5616305	Design					\$230,000	\$230,000
	111954	1022	03241-5616305	Construction					\$2,070,000	\$2,300,000
Pavement Management-Residential-Subtotal					\$6,700,000	\$752,000	\$0	\$0	\$0	\$7,452,000
Calienta Stormwater/Rdwy Imp (RESTORE)	111140	3135	Grant 5616306	Construction (Sep 23 est \$3.457M)	\$2,400,000					\$2,400,000
Lakewood Area	111720	1022	03241-5616367	Design/Construction	\$1,800,000					\$1,800,000
Spring Hill Area 4C	111730	1022	03241-5616367	Design/Construction	\$2,500,000					\$2,500,000
Clayton Rd	108450	1022	03241-5616367	Design/Construction		\$165,000				\$165,000
Country Oak Drive	111891	1022	03241-5616367	Design/Construction		\$116,000				\$116,000
Old Trilby Rd	108430	1022	03241-5616367	Design/Construction		\$255,000				\$255,000
Redfox Ln	108410	1022	03241-5616367	Design/Construction		\$135,000				\$135,000
Wildflower Drive	111890	1022	03241-5616367	Design/Construction		\$81,000				\$81,000

**APPENDIX G
LOCAL AGENCY CAPITAL IMPROVEMENT PROGRAMS**

**TIP FY 2024 - FY 2028
HERNANDO/CITRUS MPO**

HERNANDO COUNTY SCHEDULE OF CAPITAL IMPROVEMENTS FOR 5-YEAR PROGRAM

Project Name	Prj No	Fund	Dept/Account	Notes	FY24	FY25	FY26	FY27	FY28	Total
Sidewalks - Subtotal					\$2,233,243	\$0	\$0	\$0	\$0	\$2,233,243
Eastside Elem LAP (Raley from SR 50 to Roper)	111270	1013	Grant/441107-1	Construction	\$332,001					\$332,001
Freeport LAP (Fox Chapel MS; from Dltna to Nrthclf)	111280	1013	Grant/441103-1	Construction	\$552,251					\$552,251
S Linden SW LAP(Spring Hill to County Line)	110030	1013	Grant/438651-1	Construction	\$666,844					\$666,844
W Landover SW LAP (Northcliffe to Elgin)	110020	1013	34603-5616371	Construction	\$682,147					\$682,147
Signal Systems - Subtotal					\$2,956,380	\$0	\$0	\$0	\$0	\$2,956,380
County Line @ Linden Signalization	111950	1015	03211-5616307	Design/Construction	\$750,000					\$750,000
Fiber Optic-Northcliffe (Deltona-Explorer)	106040	1015	03221-5616307	Design/Construction	\$975,000					\$975,000
Fiber Optic-Spring Hill Dr(Mariner-Coronado)	109840	1015	03221-5616307	Design/Construction	\$138,000					\$138,000
Fiber Optic-SR50 (Wiscon-Cobb)	106020	1015	03221-5616307	Design/Construction	\$598,380					\$598,380
Mariner @ Landover S Signal Upgrade	109860	1015	03221-5616307	Construction	\$495,000					\$495,000
Stormwater - Subtotal					\$2,582,500	\$0	\$0	\$0	\$350,000	\$2,932,500
Peck Sink Drainage Improvements Phase I	111813	7552	09552-5606309	Construction	\$400,000					\$400,000
Peck Sink Drainage Improvements Phase II	111814	7552	09552-5606309	Design/Construction	\$1,200,000					\$1,200,000
South Brooksvile BMP-2 Drainage Improvements	106220	1555	33290-5626601	Construction	\$982,500					\$982,500
Lehigh Avenue Drainage Improvements	111812	7552	09552-5606309	Construction					\$250,000	\$250,000
Powell Rd Stormwater Improvements	110080	7552	09552-5606309	Construction					\$100,000	\$100,000

Project Name	Prj No	Fund	Dept/Account	Notes	FY24	FY25	FY26	FY27	FY28	Total
5-Year Program Total					\$36,145,023	\$18,135,705	\$7,897,500	\$3,550,000	\$9,635,760	\$75,363,988

Page blank for printing purposes

Appendix H: 5-Year Schedule of Capital Improvements for Transit Systems in Citrus and Hernando Counties

Page blank for printing purposes

Page blank for printing purposes

**APPENDIX H
TRANSIT SYSTEM**

**TIP FY 2024 - FY 2028
HERNANDO/CITRUS MPO**

Hernando County Transit System (TheBus)

Capital Projects						
PROJECT NAME	FY 2024	FY 2025	FY 2026	FY 2027	FY 2028	5-YEAR TOTAL
Bus Stop ADA Improvements (Design/Engineering/Construction)	\$500,000	\$200,000	\$500,000	\$200,000	\$200,000	\$1,600,000
Replace and Purchase DR/ADA Paratransit Vans	\$600,000	\$400,000	\$400,000	\$400,000		\$1,440,000
Replace Fixed-Route Heavy Duty Transit Vehicles	\$2,500,000	\$1,500,000	\$1,000,000	\$1,000,000	\$1,000,000	\$7,000,000
Purchase Fixed-Route Heavy Duty Transit Vehicles for extended service	\$2,500,000	\$1,500,000				\$4,000,000
Transit Preventative Maintenance (Capital)	\$600,000	\$450,000	\$450,000	\$450,000	\$450,000	\$2,400,000
Project Administration	\$400,000	\$400,000	\$400,000	\$400,000	\$400,000	\$2,000,000
Transit Shelters & Amenities (Design/Construction)	\$300,000	\$200,000	\$100,000			\$600,000
Acquire Eligible Transit Equipment	\$100,000	\$60,000	\$60,000	\$60,000	\$60,000	\$340,000
Replace Transit Administrative Vehicle	\$80,000	\$80,000		\$80,000		\$240,000
Transfer Facility	\$1,000,000	\$1,000,000				\$2,000,000
Maintenance Facility		\$2,000,000	\$1,000,000			\$3,000,000
Total Capital	\$8,580,000	\$7,790,000	\$3,910,000	\$2,230,000	\$2,110,000	\$24,620,000

Capital Projects Funding Sources						
FUNDING SOURCES	FY 2024	FY 2025	FY 2026	FY 2027	FY 2028	5-YEAR TOTAL
Federal Grant - Section 5307	\$5,880,000	\$5,890,000	\$3,710,000	\$2,230,000	\$2,110,000	\$19,820,000
Federal Grant - Section 5339	\$2,500,000	\$1,500,000	\$0	\$0	\$0	\$4,000,000
Local	\$200,000	\$400,000	\$200,000	\$0	\$0	\$800,000
Total Funding Sources	\$8,580,000	\$7,790,000	\$3,910,000	\$2,230,000	\$2,110,000	\$24,620,000

Operating Expenses						
Operating Expenses include:						
Fuel, Contract Services, Travel, Communications, Preventative Maintenance (Non-Capital), Legal Notices, Postage, Uncapitalized Equipment, Communications, Safety and Security, General Eligible Transit Operating Expenses						
FUNDING SOURCES:	FY 2024	FY 2025	FY 2026	FY 2027	FY 2028	5-YEAR TOTAL
Federal Grant - Section 5307	\$2,064,400	\$2,167,620	\$2,276,001	\$2,389,801	\$2,509,291	\$11,407,113
Federal Grant - Section 5311	\$307,844	\$323,236	\$339,398	\$356,368	\$374,186	\$1,701,032
State Block Grant	\$202,120	\$212,226	\$222,837	\$233,979	\$245,678	\$1,116,841
Local (Farebox & Program Income)	\$192,873	\$202,517	\$212,642	\$223,275	\$234,438	\$1,065,745
Local (Match)	\$486,340	\$510,657	\$536,190	\$562,999	\$591,149	\$2,687,336
Total Operating	\$3,253,577	\$3,416,256	\$3,587,069	\$3,766,422	\$3,954,743	\$17,978,067

Note: State and Federal grants are multi-year awards covering more than one fiscal year. Federal Grants are 100% Utilizing Softmatch State Transportation Development or Toll Revenue credits. Project administration and a portion of Preventative Maintenance is capitalized under federal grants. Grant funds estimated are based upon net expenses. Funding shown is subject to apportionment and grant awards.

Total Capital Operating Expenses FY 2024-2028						
YEAR	FY 2024	FY 2025	FY 2026	FY 2027	FY 2028	5-YEAR TOTAL
Total Capital and Operating Budget	\$11,833,577	\$11,206,256	\$7,497,069	\$5,996,422	\$6,064,743	\$42,598,067

Source: Hernando County Transit (Tentative Budget)

Page blank for printing purposes

Appendix I: Transportation Disadvantaged 5-Year Work Programs

Page blank for printing purposes

APPENDIX I**TRANSPORTATION DISADVANTAGED 5-YEAR WORK PROGRAM****TIP FY 2024 - FY 2028
HERNANDO/CITRUS MPO****CITRUS COUNTY TRANSPORTATION DISADVANTAGED SERVICES**

	FY 2024	FY 2025	FY 2026	FY 2027	FY 2028	Total
Section 5311 - Operating	\$238,223	\$200,522	\$177,519	\$247,772	\$247,772	\$1,111,808
CTD Trip and Equipment	\$580,000	\$590,000	\$600,000	\$605,000	\$605,000	\$2,980,000
CTD Innovative Service Development Grant	\$0	\$0	\$0	\$0	\$0	\$0
State Block Grant - 5307/5311 match	\$319,518	\$329,104	\$329,104	\$350,000	\$350,000	\$1,677,726
Total	\$1,137,741	\$1,119,626	\$1,106,623	\$1,202,772	\$1,202,772	\$5,769,534

Page blank for printing purposes

**APPENDIX I
TRANSPORTATION DISADVANTAGED 5-YEAR WORK PROGRAM**

**TIP FY 2024 - FY 2028
HERNANDO/CITRUS MPO**

HERNANDO COUNTY TRANSPORTATION DISADVANTAGED SERVICES

	FY 2024	FY 2025	FY 2026	FY 2027	FY 2028	Total
Section 5311	250,000	250,000	250,000	250,000	250,000	1,250,000
Section 5310	375,000	375,000	375,000	375,000	375,000	1,875,000
Commission for Transportation Disadvantaged Trip & Equipment (T&E)	825,000	800,000	800,000	750,000	800,000	3,975,000
Commission for Transportation Disadvantaged Innovative Service Development Grant (ISD)	0	0	240,000	200,000	200,000	640,000
Shirley Conroy Funding	132,000	0	132,000	0	132,000	396,000
5-Year Program Total	1,582,000	1,425,000	1,797,000	1,575,000	1,757,000	8,136,000

Page blank for printing purposes

Appendix J: FDOT Review Comments for the Draft 5-YEAR TIP FY 2024-2028

Page blank for printing purposes

TRANSPORTATION IMPROVEMENT PROGRAM

Review Checklist

TRANSPORTATION IMPROVEMENT PROGRAM (TIP) REVIEW CHECKLIST

The following TIP Review Checklist is provided to assist in the review of the TIP. This Review Checklist is to be completed and included in the MPO's final TIP Document.

Comments should be categorized as:

Editorial: Comments may be addressed by MPO, but would not affect approval of the document, i.e., grammatical, spelling and other related errors.

Enhancement: Comments may be addressed by MPO, but would not affect approval of the document, i.e., improve the quality of the document and the understanding for the public (improving graphics, re-packaging of the document, use of plain language, reformatting for clarity, removing redundant language).

Critical: Comment MUST be addressed to meet minimum state and federal requirements to obtain approval. The reviewer must clearly identify the applicable state or federal policies, regulations, guidance, procedures or statutes that the document does not conform with.

If a question is categorized, a comment must be included. In addition, if a question is answered with "no", a comment must also be included. Once the checklist is finalized, please share as a PDF.

MPO:	Hernando-Citrus MPO	Fiscal Years included:	2024-2028
Review #:	01	Date of Review:	05/05/2023
		Reviewed by:	S. Monk

TIP Format & Content

Does the cover page include the MPO name, address correct fiscal years, and provide a location to add the date of adoption? Yes No

No comment [Click here to enter comments](#) Page Number: 1

[Click here to enter notes](#)

Does the Table of Contents show the title of each section with correct page number? Yes No

Enhancement [Click here to enter comments](#) **MPO Comment: Titles Updated** Page Numbers: 9-10

Update: Appendix A (pg. 23) title to read "Index of TIP Amendments and Modifications Post Adoption"
Update: Appendix D (pg. 57) title to read "Glossary of Terms, Abbreviations, Funding Types/Codes, and Acronyms"
Update: Appendix E (pg. 67) title "5-Year Funded Projects"
Update: Appendix I (page 129) to read "Transportation Disadvantaged 5-Year Work Programs"
Update: Appendix J (page 133) to read "FDOT Review Comments for the Draft 5-Year TIP FY 2024-2028"

Does TIP include an endorsement that it was developed following state and federal requirements and include date of official MPO approval? This would be an MPO resolution or signed signature block on cover. Yes No

No comment [Click here to enter comments](#) Page Numbers: 11

Hernando-Citrus MPO has a signature block on page 11 to be signed by the MPO Chair.

Does TIP include a list of definitions, abbreviations, funding and phase codes and acronyms? Yes No

No comment [Click here to enter comments](#) Page Numbers: 57

[Click here to enter notes](#)

TRANSPORTATION IMPROVEMENT PROGRAM

Review Checklist

TIP Narrative

Does the TIP begin with a statement of purpose (provide a prioritization of projects covering a five-year period that is consistent with LRTP, contains all transportation projects MPA funded with FHWA & FTA funds and regionally significant projects regardless of funding source)? [23 C.F.R. 450.326(a)]; [49 U.S.C. Chapter 53]

Yes No

No comment [Click here to enter comments](#)

Page Numbers: 13

[Click here to enter notes](#)

Was the TIP developed by MPO in cooperation with the state and public transit operator, who provided the MPO with estimates of available Federal and State funds for the MPO to develop the financial plan? [s. 339.175(8) F.S.]; [23 C.F.R. 450.326(a)]

Yes No

Critical [Click here to enter comments](#)

Per discussion with FDOT on 5/12/2023, this language was shown under Project Selection Process. OK to leave as is.

Page Numbers:

Please add the language from the FY 23-27 TIP under Financial Plan to satisfy this requirement. IE: "The TIP is developed by the MPO in cooperation with the State and the public transit operators, who will provide the MPO with estimates of available Federal and State funds for the MPO to develop the financial plan. {23 C.F.R. 450.326(a) and s.339.175(8), F.S."

Does the TIP demonstrate that there are sufficient funds (federal, state, local and private) to implement proposed transportation system improvements, identifies any innovative financing techniques through comparison of revenues and costs for each year? It is recommended that the TIP include a table(s) that compares the funding sources and amounts, by year to the total project costs. [23 C.F.R. 450.326(k)]; [23 C.F.R. 450.326(j)]; [s. 339.175(8)(c)(3) F.S].

Yes No

Critical [Click here to enter comments.](#)

Bar graph inserted in Appendix E.

Page Numbers:

Please add a page to display Fiscal Constraint (FY 2024-2028): total revenue and total project cost chart and table. (See example in FY 23-27 TIP Document page 75)

Does the TIP describe project selection process and state that it is consistent with the federal requirements in 23 C.F.R 450.332(b) and for non-TMA MPOs 23 C.F.R. 450.332(c)?

Yes No

No comment [Click here to enter comments](#)

Page Numbers: 13-14

[Click here to enter notes](#)

Does the TIP identify the MPO's criteria and process for prioritizing implementation of the transportation plan elements (including multimodal tradeoffs) for inclusion in the TIP and explain any changes in priorities from the previous TIP? The MPO's TIP project priorities must be consistent with the LRTP. [23 C.F.R 450.326(n)(1)]

Yes No

No comment [Click here to enter comments](#)

Page Numbers: 16

Error-Yes button is unable to be checked. MPO has satisfied this requirement.

Does the TIP describe how projects are consistent with MPO's LRTP and to the extent feasible, with port and aviation masterplans, public transit development plans, and approved local government comprehensive plans for those local governments located within the MPO area? [s. 339.175(8)(a) F.S.] For consistency guidance, see [Section 1. Florida LRTP Amendment Thresholds.](#)

Yes No

No comment [Click here to enter comments](#)

Page Numbers: 14

[Click here to enter notes](#)

Does the TIP cross reference projects with corresponding LRTP projects, when appropriate? [s. 339.175(8)(c)(7) F.S.]

Yes No

No comment [Click here to enter comments](#)

Page Numbers: 67-97

TIP Review Checklist

Updated: 4/10/2023

TRANSPORTATION IMPROVEMENT PROGRAM

Review Checklist

[Click here to enter notes](#)

Does the TIP include the FDOT Annual List of Obligated Projects or a link? The annual listing is located for download [HERE](#). [23 C.F.R. 450.334]; [s.339.175(8)(h), F.S.]

Yes No

No comment

[Click here to enter comments](#)

Page Numbers: 106-109

[Click here to enter notes](#)

Was the TIP developed with input from the public? [23 C.F.R. 450.316]; [23 C.F.R. 450.326(b)]; The document should outline techniques used to reach citizens (flyers, websites, meeting notices, billboards, etc.)

Yes No

No comment

[Click here to enter comments](#)

Page Numbers: 13

[Click here to enter notes](#)

If applicable, does the TIP discuss the MPO's current FDOT annual certification and past FHWA/FTA quadrennial certification? MPO should include anticipated date of next FHWA/FTA quadrennial certification.

Yes No

N/A

No comment

[Click here to enter comments](#)

Page Numbers: 20

[Click here to enter notes](#)

Does the TIP discuss of the congestion management process? All MPOs are required to have a congestion management process that provides for the effective management process that provides for the effective management and operation of new and existing facilities using travel demand reduction and operational management strategies. S 339.175(6)(c)(1), F.S.

Yes No

No comment

[Click here to enter comments](#)

Page Numbers: 20

[Click here to enter notes](#)

Does the TIP discuss Transportation Disadvantaged (TD) services developed and a description of costs and revenues from TD services, as well as a list of improvements funded with TD funds? [s.427.015(1) F.S. AND 41-2.009(2) F.A.C.]

Yes No

No comment

[Click here to enter comments](#)

Page Numbers: 21, 129-131

[Click here to enter notes](#)

Does the TIP discuss how, once implemented, the MPO will make progress toward achieving the performance targets for:

- ✓ Safety performance measures
- ✓ System performance measures
- ✓ Bridge performance measures
- ✓ Pavement performance measures
- ✓ State asset management plan
 - Including risk to off-system facilities during emergency events (if applicable)
- ✓ State freight plan

Yes No

If the MPO incorporated the Performance Measures Template directly or adapted it to suit their need, they will have met requirements. [23.C.F.R 450.326(c)]

No comment

[Click here to enter comments](#)

Page Numbers:

[Click here to enter notes](#)

TIP Review Checklist

Updated: 4/10/2023

TRANSPORTATION IMPROVEMENT PROGRAM

Review Checklist

Does the TIP discuss anticipated effect of achieving the performance targets identified in the LRTP, linking investment priorities to those performance targets for:

- ✓ Safety performance measures
- ✓ System performance measures
- ✓ Bridge performance measures
- ✓ Pavement performance measures
- ✓ State asset management plan
- ✓ State freight plan

Yes No

If the MPO incorporated the Performance Measures Template directly or adapted it to suit their need, they will have met requirements. [23.C.F.R 450.326(d)]

[No comment](#) [Click here to enter comments](#)

Page Numbers: 25-51

[Click here to enter notes](#)

Does the TIP include all Federal discretionary grants that fund capital projects under Title 23 or Title 49, US Code, per the Infrastructure Investment and Jobs Act (IIJA)? Federal discretionary grants that fund capital projects must be in the TIP before executing a grant agreement with USDOT. For more information, see this [link](#).

Yes No

[No comment](#) [Click here to enter comments](#)

Page Numbers:

[Hernando-Citrus MPO does not have any federal discretionary grants under the IIJA.](#)

Did you review the [FDOT 23 CFR Part 667 Report](#) to check if any proposed projects from the TIP are in the report? If so, the MPO must reference the report in the TIP for that project.

Yes No

[No comment](#) [Click here to enter comments](#)

Page Numbers:

[Hernando-Citrus MPO does not have any proposed projects from the TIP on the FDOT 23 CFR Part 667 Report.](#)

Detail Project Listing for Five Fiscal Years

Does each project in the TIP document shall include the following information?

- ✓ Sufficient description of project (type of work, termini, and length)
- ✓ Financial Project Number (FPN)
- ✓ Estimated total project cost and year anticipated funding
- ✓ **Page number or identification number where project can be found in LRTP (spot check)**
- ✓ Category of Federal Funds and source(s) of non-Federal Funds
- ✓ FTA section number included in project title or description

Yes No

[No comment](#) [Click here to enter comments](#)

Page Numbers: 67-97

[Click here to enter notes](#)

TIP Review

Did the MPO upload the document into the MPO Document Portal for review by District staff, Office of Policy Planning, Florida Commission for the Transportation Disadvantaged, Department of Economic Opportunity, FTA, & FHWA?

Yes No

[No comment](#) [Click here to enter comments](#)

Page Numbers:

[Hernando-Citrus MPO has uploaded the draft TIP FY 2024-2028 document into the MPO Document Portal.](#)

TIP Review Checklist

Updated: 4/10/2023

TRANSPORTATION IMPROVEMENT PROGRAM (TIP)

REVIEW CHECKLIST

The following TIP Review Checklist is provided to assist in the review of the TIP. This Review Checklist is to be completed and included in the MPO's final TIP Document.

Comments should be categorized as:

Editorial: Comments may be addressed by MPO, but would not affect approval of the document, i.e., grammatical, spelling and other related errors.

Enhancement: Comments may be addressed by MPO, but would not affect approval of the document, i.e., improve the quality of the document and the understanding for the public (improving graphics, re-packaging of the document, use of plain language, reformatting for clarity, removing redundant language).

Critical: Comment MUST be addressed to meet minimum state and federal requirements to obtain approval. The reviewer must clearly identify the applicable state or federal policies, regulations, guidance, procedures or statutes that the document does not conform with.

If a question is categorized, a comment must be included. In addition, if a question is answered with "no", a comment must also be included. Once the checklist is finalized, please share as a PDF.

MPO:	Hernando-Citrus MPO	Fiscal Years included:	2024-2028
Review #:	2	Date of Review:	05/19/202
		Reviewed by:	S. Monk

TIP Format & Content

Does the cover page include the MPO name, address correct fiscal years, and provide a location to add the date of adoption?	Yes <input checked="" type="checkbox"/> No <input type="checkbox"/>
<i>No comment</i> Click here to enter comments	Page Numbers: 1
	Click here to enter notes
Does the Table of Contents show the title of each section with correct page number?	Yes <input checked="" type="checkbox"/> No <input type="checkbox"/>
<i>No comment</i> Click here to enter comments	Page Numbers: 9-10
	Click here to enter notes
Does TIP include an endorsement that it was developed following state and federal requirements and include date of official MPO approval? This would be an MPO resolution or signed signature block on cover.	Yes <input checked="" type="checkbox"/> No <input type="checkbox"/>
<i>No comment</i> Click here to enter comments	Page Numbers: 11
	Click here to enter notes
Does TIP include a list of definitions, abbreviations, funding and phase codes and acronyms?	Yes <input checked="" type="checkbox"/> No <input type="checkbox"/>
<i>No comment</i> Click here to enter comments	Page Numbers: 61-70
	Clicker here to enter notes

TIP Narrative

Does the TIP begin with a statement of purpose (provide a prioritization of projects covering a five-year period that is consistent with LRTP, contains all transportation projects MPA funded with FHWA & FTA funds and regionally significant projects regardless of funding source)? [23 C.F.R. 450.326(a)]; [49 U.S.C. Chapter 53]

Yes No

[No comment](#) [Click here to enter comments](#)

Page Numbers: 13

[Click here to enter notes](#)

Was the TIP developed by MPO in cooperation with the state and public transit operator, who provided the MPO with estimates of available Federal and State funds for the MPO to develop the financial plan? [s. 339.175(8) F.S.]; [23 C.F.R. 450.326(a)]

Yes No

[No comment](#) [Click here to enter comments](#)

Page Numbers: 13

[Click here to enter notes](#)

Does the TIP demonstrate that there are sufficient funds (federal, state, local and private) to implement proposed transportation system improvements, identifies any innovative financing techniques through comparison of revenues and costs for each year? It is recommended that the TIP include a table(s) that compares the funding sources and amounts, by year to the total project costs. [23 C.F.R. 450.326(k)]; [23 C.F.R. 450.326(j)]; [s. 339.175(8)(c)(3) F.S.]

Yes No

[No comment](#) [Click here to enter comments.](#)

Page Numbers: 105-111

[Click her to enter notes](#)

Does the TIP describe project selection process and state that it is consistent with the federal requirements in 23 C.F.R 450.332(b) and for non-TMA MPOs 23 C.F.R. 450.332(c)?

Yes No

[No comment](#) [Click here to enter comments](#)

Page Numbers: 13-14

[Click here to enter notes](#)

Does the TIP identify the MPO's criteria and process for prioritizing implementation of the transportation plan elements (including multimodal tradeoffs) for inclusion in the TIP and explain any changes in priorities from the previous TIP? The MPO's TIP project priorities must be consistent with the LRTP. [23 C.F.R 450.326(n)(1)]

Yes No

[No comment](#) [Click here to enter comments](#)

Page Numbers: 16

[Click here to enter notes](#)

Does the TIP describe how projects are consistent with MPO's LRTP and to the extent feasible, with port and aviation masterplans, public transit development plans, and approved local government comprehensive plans for those local governments located within the MPO area? [s. 339.175(8)(a) F.S.] For consistency guidance, see [Section 1. Florida LRTP Amendment Thresholds](#).

Yes No

[No comment](#) [Click here to enter comments](#)

Page Numbers: 14

[Click here to enter notes](#)

Does the TIP cross reference projects with corresponding LRTP projects, when appropriate? [s. 339.175(8)(c)(7) F.S.]

Yes No

[No comment](#) [Click here to enter comments](#)

Page Numbers: 67-97

[Click here to enter notes](#)

Does the TIP include the FDOT Annual List of Obligated Projects or a link? The annual listing is located for download [HERE](#). [23 C.F.R. 450.334]; [s.339.175(8)(h), F.S.]

Yes No

No comment [Click here to enter comments](#)

Page Numbers: 113-119

[Click here to enter notes](#)

Was the TIP developed with input from the public? [23 C.F.R. 450.316]; [23 C.F.R. 450.326(b)]; The document should outline techniques used to reach citizens (flyers, websites, meeting notices, billboards, etc.)

Yes No

No comment [Click here to enter comments](#)

Page Numbers: 13

[Click here to enter notes](#)

If applicable, does the TIP discuss the MPO's current FDOT annual certification and past FHWA/FTA quadrennial certification? MPO should include anticipated date of next FHWA/FTA quadrennial certification.

Yes No

N/A

No comment [Click here to enter comments](#)

Page Numbers: 20

[Click here to enter notes](#)

Does the TIP discuss of the congestion management process? All MPOs are required to have a congestion management process that provides for the effective management process that provides for the effective management and operation of new and existing facilities using travel demand reduction and operational management strategies. S 339.175(6)(c)(1), F.S.

Yes No

No comment [Click here to enter comments](#)

Page Numbers:20

[Click here to enter notes](#)

Does the TIP discuss Transportation Disadvantaged (TD) services developed and a description of costs and revenues from TD services, as well as a list of improvements funded with TD funds? [s.427.015(1) F.S. AND 41-2.009(2) F.A.C.

Yes No

No comment [Click here to enter comments](#)

Page Numbers: 21, 145-150

[Click here to enter notes](#)

Does the TIP discuss how, once implemented, the MPO will make progress toward achieving the performance targets for:

- ✓ Safety performance measures
- ✓ System performance measures
- ✓ Bridge performance measures
- ✓ Pavement performance measures
- ✓ State asset management plan
 - Including risk to off-system facilities during emergency events (if applicable)
- ✓ State freight plan

Yes No

If the MPO incorporated the Performance Measures Template directly or adapted it to suit their need, they will have met requirements. [23.C.F.R 450.326(c)]

No comment [Click here to enter comments](#)

Page Numbers:

[Click here to enter notes](#)

Does the TIP discuss anticipated effect of achieving the performance targets identified in the LRTP, linking investment priorities to those performance targets for:

- ✓ Safety performance measures
- ✓ System performance measures
- ✓ Bridge performance measures

Yes No

-
- ✓ Pavement performance measures
 - ✓ State asset management plan
 - ✓ State freight plan

If the MPO incorporated the Performance Measures Template directly or adapted it to suit their need, they will have met requirements. [23.C.F.R 450.326(d)]

[No comment](#) [Click here to enter comments](#)

Page Numbers: 27-54

[Click here to enter notes](#)

Does the TIP include all Federal discretionary grants that fund capital projects under Title 23 or Title 49, US Code, per the Infrastructure Investment and Jobs Act (IIJA)? Federal discretionary grants that fund capital projects must be in the TIP before executing a grant agreement with USDOT. For more information, see this [link](#).

Yes No

[No comment](#) [Click here to enter comments](#)

Page Numbers:

[Hernando-Citrus MPO does not have any federal discretionary grants under the IIJA.](#)

Did you review the [FDOT 23 CFR Part 667 Report](#) to check if any proposed projects from the TIP are in the report? If so, the MPO must reference the report in the TIP for that project.

Yes No

[No comment](#) [Click here to enter comments](#)

Page Numbers:

[Hernando-Citrus MPO does not have any proposed projects from the TIP on the FDOT 23 CFR 667 Report.](#)

Detail Project Listing for Five Fiscal Years

Does each project in the TIP document shall include the following information?

- ✓ Sufficient description of project (type of work, termini, and length)
- ✓ Financial Project Number (FPN)
- ✓ Estimated total project cost and year anticipated funding
- ✓ **Page number or identification number where project can be found in LRTP (spot check)**
- ✓ Category of Federal Funds and source(s) of non-Federal Funds
- ✓ FTA section number included in project title or description

Yes No

[No comment](#) [Click here to enter comments](#)

Page Numbers: 71-103

[Click here to enter notes](#)

TIP Review

Did the MPO upload the document into the MPO Document Portal for review by District staff, Office of Policy Planning, Florida Commission for the Transportation Disadvantaged, Department of Economic Opportunity, FTA, & FHWA?

Yes No

[No comment](#) [Click here to enter comments](#)

Page Numbers:

[Click here to enter notes](#)

Appendix K: Eastern Federal Lands Highway Division TIP FY 2024-FY 2028 Mid-Year Update

Amendment 11-2-23



FY2023-FY2026 Transportation Improvement Program Mid-Year Update

Federal Highway Administration
Eastern Federal Lands Highway Division

Last Printed: 8/18/2023

PROJECT	PROGRAM FISCAL YEAR	STATE	COUNTY	PARK, REFUGE, FOREST OR OTHER PARTNER/AGENCY	DESCRIPTION	TYPE OF WORK	PRIMARY FUND SOURCE	TOTAL PROGRAMMED AMOUNT	FUNDS FROM TITLE	DELIVERED BY	STATUS	CONGRESSIONAL DISTRICT	FLMA REGION
Florida													
FL EVER (309946/202746)	2023	FL	Miami-Dade	EVER	Tamiami Trail Next Steps DSC Project Management and In-House Technical Support associated with the NSFLTP project by FDOT	4R	FLTP - NPS	\$100,000.00	Title 23	NPS	Construction	FL-26	NPS-SER
FL FLAP JKSVL A1A(1)	2023	FL	Duval	Timucuan Ecological & HP/Mayport Naval St	St. Johns River Ferry Improvement	Other	FLAP	\$1,308,840.00	Title 23	local	Construction	FL-04	NPS-SER
FL FLTP FW CRY(1)	2023	FL	Citrus	Crystal River NWR	Dock became unstable due to deteriorating piling and damages sustained during Hurricane Hermine in 2016. Correcting these issues will bring it into good condition.	4R	FLTP - FWS	\$1,149,000.00	Title 23	FWS	Construction	FL-11	FWS-4-SE
FL FS BLACK CREEK BRG	2023	FL	Clay	Appalachian NF	Black Creek Bridge Replacement	BR_New	FLTP - FS	\$2,400,000.00	Title 23	FS	Construction	FL-11	FS-08-South
FL FTNP CASA 305080	2023	FL	St. Johns	CASA	Repalce FOMA ferry	Transit	FLTP - NPS	\$120,000.00	Title 23	NPS	Construction	FL-06	NPS-SER
FL EVER (309946/202746)	2024	FL	Miami-Dade	EVER	Tamiami Trail Next Steps DSC Project Management and In-House Technical Support associated with the NSFLTP project by FDOT	4R	FLTP - NPS	\$100,000.00	Title 23	NPS	Construction	FL-26	NPS-SER
FL FLAP 24	2024	FL	Duval	Timucuan Ecological and Historic Preserve	Timucuan Trail	28	FLAP	\$1,800,000.00	Title 23	local	Planned	FL-04	NPS-SER
FL JIM WOODRUFF LOCK & DAM-LAKE	2024	FL	Various	Jim Woodruff Lock & Dam - Lake Seminole	Resurfacing on an approximate 1 mile segment of roadway located on the dam structure and a 25,000 square feet parking area. Electrical utility line is buried under right inbound lane (linear patch) with access boxes at each light pole. The surfaces exhibit high severity and frequent longitudinal and transverse cracking.	4R	FLTP - USACE	\$2,100,000.00	Title 23	USACE	In design	FL-02	USACE-SA
FL NP DESO 900(1)	2024	FL	Desoto	DESO	Rehabilitate DESO Rt. 0900	3R	FLTP - NPS	\$660,000.00	Title 23	EFL	In design	FL-09	NPS-SER
FL FLAP 26	2025	FL	Citrus	Crystal River NWR	Crystal River NWR Headquarters Bypass Road	4R	FLAP - EFL	\$1,655,000.00	Title 23	EFL	In design	FL-11	FWS-4-SE