



# TRANSPORTATION IMPROVEMENT PROGRAM

**Fiscal Years 2025-2029**

Adoption Date: June 6, 2024

Hernando/Citrus Metropolitan Planning Organization



*Page blank for printing purposes*

# TRANSPORTATION IMPROVEMENT PROGRAM FISCAL YEARS 2025-2029

JULY 1, 2024 – JUNE 30, 2029

Adoption Date: June 6, 2024

Hernando/Citrus Metropolitan Planning Organization

*Page blank for printing purposes*



Hernando/Citrus Metropolitan Planning Organization  
789 Providence Boulevard, Brooksville, Florida 34601  
[www.hernandocitrusmpo.us](http://www.hernandocitrusmpo.us)

*The preparation of this report has been financed in part through grant[s] from the Federal Highway Administration and Federal Transit Administration, U.S. Department of Transportation, under the State Planning and Research Program, Section 505 [or Metropolitan Planning Program, Subpart C, Subsection 450.326 of Title 23, Code of Federal Regulations (CFR)]. The content of this report does not necessarily reflect the official views or policy of the U.S. Department of Transportation.*

*Page blank for printing purposes*

# **HERNANDO/CITRUS METROPOLITAN PLANNING ORGANIZATION (MPO) BOARD and DIRECTOR**

## **Hernando County, Florida**

Commissioner Jerry Campbell, MPO Board Chair  
Commissioner Elizabeth Narverud  
Commissioner John Allocco  
Commissioner Steve Champion  
Commissioner Brian Hawkins, Alternate

## **Citrus County, Florida**

Commissioner Jeff Kinnard, MPO Board Vice Chair  
Commissioner Ruthie Davis Schlabach  
Commissioner Rebecca Bays, Alternate

## **City of Brooksville in Hernando County, Florida**

Mayor Blake Bell  
Council Member Christa Tanner, Alternate

## **City of Crystal River in Citrus County, Florida**

Mayor Joe Meek  
Council Member Robert Holmes, Alternate  
Council Member Ken Brown, Alternate

## **City of Inverness in Citrus County, Florida**

Council Member Cabot McBride  
Council Member Gene Davis, Alternate

## **Florida Department of Transportation, Nonvoting Advisor**

David Gwynn P.E., Secretary, District 7

## **Hernando/Citrus MPO Executive Director**

Robert M. Esposito

*Page blank for printing purposes*

## Table of Contents

<b>Endorsement</b> .....	11
<b>Purpose Statement</b> .....	13
<b>Public Participation Process in the 5-Year TIP</b> .....	13
<b>Project Selection Process</b> .....	13
<b>Consistency with the 2045 LRTP and MPO Area Plans</b> .....	14
<b>Amendments and Modifications to the 5-Year TIP</b> .....	14
<b>Performance Management</b> .....	15
<b>List of Priority Projects (LOPP) for Major Improvement &amp; Congestion Management and List of Priority Projects for Transportation Alternatives</b> .....	16
<b>Glossary of Terms, Abbreviations, Funding Types/Codes, and Acronyms</b> .....	16
<b>FDOT’s Tentative 5-Year Work Program Public Hearing</b> .....	16
<b>Regional Coordination Efforts</b> .....	17
<b>Summary of TIP Projects for Fiscal Year 2025 through Fiscal Year 2029</b> .....	18
<b>Projects on the Strategic Intermodal System (SIS)</b> .....	18
<b>Non-Strategic Intermodal System (SIS) Projects</b> .....	18
<b>Annual Listing of Obligated Projects</b> .....	19
<b>FDOT/MPO Certifications</b> .....	19
<b>Congestion Management</b> .....	19
<b>Local Capital Improvement Programs (CIP)</b> .....	19
<b>5-Year Schedule of Capital Needs for Transit Systems</b> .....	19
<b>Transportation Disadvantaged Services</b> .....	19
<b>Appendix A: Index of TIP Amendments and Modifications Post Adoption</b> .....	21
<b>Appendix B: Performance Measures</b> .....	25
<b>Appendix C: List of Priority Projects (LOPP)</b> .....	61
<b>Appendix D: Glossary of Terms, Abbreviations, Funding Types/Codes, and Acronyms</b> .....	69
<b>Appendix E: 5-Year Funded Projects</b> .....	77
<b>Appendix F: FDOT Annual List of Obligated Projects</b> .....	109

**Appendix G: Local Agency Capital Improvement Programs.....119**  
**Appendix H: 5-Year Schedule of Capital Improvements for Transit Systems in Citrus and Hernando Counties.....163**  
**Appendix I: Transportation Disadvantaged 5-Year Work Programs .....167**  
**Appendix J: FDOT Review Comments for the Draft 5-YEAR TIP FY 2025-2029 ..... 171**

**HERNANDO/CITRUS MPO ENDORSEMENT FOR ADOPTING THE  
TRANSPORTATION IMPROVEMENT PROGRAM  
(FISCAL YEARS 2025 – 2029)**

**Endorsement**


This document was prepared by the Hernando/Citrus Metropolitan Planning Organization (MPO) and is consistent with state and federal requirements, in cooperation with the Florida Department of Transportation (FDOT) District Seven Office, Hernando County Transportation Services, the Citrus County Engineering Division, the City of Brooksville, the City of Crystal River, and the City of Inverness.

The Hernando/Citrus MPO, at its regular meeting on June 6, 2024, endorsed the Fiscal Year 2025 – Fiscal Year 2029 Hernando/Citrus Transportation Improvement Program (TIP).


Further, it is hereby certified that the planning process of the Hernando/Citrus Area Transportation Study is being carried on in conformance with the provisions of 23 CFR 450.326(n)(1), 23 CFR 450.332(b), 23 USC 134, and Chapter 339.175 F.S.

This certification determination is being made based on an in-depth review, utilizing a checklist provided by FDOT and covering all aspects of the transportation planning process in the Spring Hill Urbanized Area, the Homosassa Springs-Beverly Hills- Citrus Springs Urbanized Area, and the remainder of Hernando County and Citrus County.

Metropolitan Planning Organization Board – June 6, 2024

  
\_\_\_\_\_  
Jerry Campbell  
Chair

APPROVED AS TO FORM  
AND LEGAL SUFFICIENCY

By   
\_\_\_\_\_  
MPO Attorney Jon Jouben

*Page blank for printing purposes*



## Purpose Statement

The purpose of the Transportation Improvement Program (TIP) is to identify transportation needs and priorities of the metropolitan planning area including regionally significant projects regardless of their funding source (23 USC and 49 USC, Chapter 53). The TIP demonstrates the process of prioritizing, selecting, and funding transportation projects in accordance with federal requirements of Title 23 CFR 450 and Title 49 CFR Chapter 53, as amended.

The Transportation Improvement Program (TIP) is a five-year (5-year) plan for the Hernando/Citrus Metropolitan area which encompasses Citrus and Hernando counties and the cities within their boundaries, i.e., City of Crystal River, City of Inverness, and the City of Brooksville, respectfully. The plan includes the multi-modal project improvements consistent with the Long-Range Transportation Plan (LRTP) and is updated annually.

The TIP is developed through a continuing, comprehensive, and coordinated effort with the Florida Department of Transportation (FDOT), Federal Transit Administration (FTA), Hernando/Citrus Metropolitan Planning Organization (MPO), and the public.

## Public Participation Process in the 5-Year TIP

The adoption of the Transportation Improvement Program (TIP) of the Hernando/Citrus Metropolitan Planning Organization (MPO) is conducted pursuant to the Public Participation Plan (PPP) process which was updated December 7, 2023. The process includes the review and recommendation of the TIP by the MPO's public committees, i.e., the Technical Advisory Committee (TAC), Citizens Advisory Committee (CAC) and the Bicycle/Pedestrian Advisory Committee (BPAC). The MPO Board will review and approve the TIP and provide it to the Florida Department of Transportation pursuant to law (Chapter 339.175 (8)). The MPO committees reviewed the Draft FY 2024/2025 – FY 2028/2029 TIP on May 23, 2024. The Draft TIP for FY 2025 – FY 2029 was posted on the MPO's website for a 30-day public review comment period ending June 6, 2024.

## Project Selection Process

The federally funded projects included within this TIP were selected in accordance with Title 23, CFR 450.332(b). The project selection process involves the FDOT, FHWA, FTA, the Hernando/Citrus MPO, the Local Public Transit Agencies, Community Transportation Coordinators (CTCs), and the municipalities within the MPO's urbanized area. Projects funded by Title 23 and Title 49 funds and all regionally significant projects in this TIP reflect Year of Expenditure (YOE) costs based on the year in which funding is anticipated to be available consistent with the requirements of 23 CFR Part 450.326(a) and Chapter 339.175(8), F.S.

The contents of this TIP were developed consistent with requirements from the most recent federal transportation authorizing legislation known as the Infrastructure Investment and Jobs Act (IIJA) also known as the "Bipartisan Infrastructure Law" (BIL) which was signed into law on November 15, 2021. This act was the successor to the "Fixing America's Surface Transportation Act" (FAST Act) passed in 2015. Based on the fact sheet produced by the Federal Highway Administration, the FAST Act added two planning factors which sought to improve the resiliency and reliability of the transportation system; (1) reduce or mitigate storm water impacts of surface transportation and (2) enhance travel and tourism. The BIL also retains many of the planning requirements and programs from the already established FAST Act requirements for highway, transit, pedestrian, and bike programs and policies initially established in 1991 through the Intermodal Surface Transportation Efficiency Act (ISTEA).

## Consistency with the 2045 LRTP and MPO Area Plans

The adopted Hernando/Citrus TIP is consistent with the following Federal Highway Administration (FHWA) and Federal Transit Administration (FTA) work program development requirements:

- Only major categories of federal and state funding are included within the TIP.
- The federally funded projects within the TIP have been reviewed and found to be consistent with the MPO priorities as determined through the project selection process.
- The projects selected for the Hernando/Citrus TIP are consistent with:
  - FDOT's 5-Year Work Program and Strategic Intermodal System (SIS) Plan
  - The Brooksville-Tampa Bay Regional, Crystal River, and Inverness Airport Master Plans
  - Hernando/Citrus MPO 2045 Long-Range Transportation Plan
  - Hernando County Transit Development Plan
  - Citrus County Transit Development Plan
  - Transportation Disadvantaged Service Plans (TDSP) for both Hernando County and Citrus County
  - Hernando County Comprehensive Plan
  - Citrus County Comprehensive Plan
  - City of Brooksville Comprehensive Plan
  - City of Crystal River Comprehensive Plan
  - City of Inverness Comprehensive Plan

## Amendments and Modifications to the 5-Year TIP

### Amendments to the Transportation Improvement Program

An amendment is a revision to a TIP or STIP that involves a major change to a project in a TIP or STIP, including addition or deletion of a project, a major change in project cost, project phase initiation dates, or a major change in design concept or design scope (i.e., changing project termini or the number of through traffic lanes). [23 CFR 450.104] An amendment requires public review and comment, demonstration of financial constraint, or a conformity determination, if applicable. TIP Amendment requests are made by the District to the MPO and require MPO Board approval. TIP Amendments being brought before the MPO Board that affect projects in the first three years of the TIP must be approved by the MPO Board with a recorded roll call vote of a majority of the membership present. [Chapter 339.175, F.S.]. TIP modifications or amendments will be processed through the MPO Document Portal, which then notifies the appropriate agency contacts for review. Amendments to the TIP after adoption will be reflected in the index in Appendix A.

### Modifications to the Transportation Improvement Program

An administrative modification is a minor revision to a TIP that includes minor changes to project/project phase costs, minor changes to funding sources of previously included projects, and minor changes to project/project phase initiation dates. An administrative modification does not require public review and comment, redemonstration of fiscal constraint, or a conformity determination, if applicable. [23 CFR 450.104]. Modifications to the TIP after adoption will be reflected in the index in Appendix A.

## Performance Management

The TIP considers potential projects that fall into specific investment priorities established by the MPO in the Long-Range Transportation Plan (LRTP). For the Hernando/Citrus MPO this includes safety programs such as:

- Continued involvement and support on the Community Traffic Safety Team (CTST) and the Safe Routes to Schools (SRTS) program to address infrastructure or behavioral safety.
- Infrastructure improvement examples include installation of flashing signals or beacons, roadway lighting, traffic calming, and traffic signals.
- Behavioral safety examples include Safe Routes to School (SRTS) education/enforcement activities, and pedestrian/bicycle safety education.

The TIP includes specific investment priorities that support each of the MPO's goals including safety, using a prioritization and project selection process established in the LRTP. The TIP prioritization process continues to use a data-driven method and stakeholder input to evaluate projects that have an anticipated effect of reducing both fatal and injury crashes. The MPO's goal of reducing fatal and severe injury crashes is linked to this investment plan and the process used in prioritizing the project is consistent with federal requirements. The federally required performance measures were incorporated into the Hernando/Citrus MPO's Congestion Management Process initially in 2017 and have been updated as required by law. The specific performance measures address the following:

- Safety (Fatalities and Severe Injuries)
- System Performance (Reliable Travel Time)
- Goods/Freight Movement (Reliable Travel Time for Trucks)
- System Preservation (Pavement and Bridge Condition)
- Transit Asset Management

State DOTs are required to establish statewide targets for the required performance measures and MPOs have the option to support the statewide targets or adopt their own. Currently, the Hernando/Citrus MPO has adopted the FDOT performance targets to be in compliance as shown in Performance Management Requirements for *Hernando/Citrus Metropolitan Planning Organization Transportation Improvement Programs*. These performance measures and targets only apply to the National Highway System (NHS) which includes the Interstate Highway System and typically the Principal Arterials. The adopted resolutions establishing the performance measures are shown in Appendix B. NHS roadways in Citrus and Hernando Counties include the following: Interstate 75 (I-75), US 19, US 301, US 41, US 98, SR 44, SR 200, SR 50, and SR 589 (Suncoast Parkway).

The TIP is implementing transit safety investments by including the purchase of capital to meet transit needs is anticipated to achieve the targets for reducing system failures. The projects contained in the TIP are consistent with the Public Transportation Agency Safety Plans for Hernando and Citrus counties and service to align the schedule of needs in the TIP with the goals, objectives, strategies, and investment priorities from their safety plans consistent with the 2045 LRTP.

## **List of Priority Projects (LOPP) for Major Improvement & Congestion Management and List of Priority Projects for Transportation Alternatives**

The Hernando/Citrus MPO is responsible for annually developing a List of Priority Projects (LOPP) for Transportation Priority for Major Improvement & Congestion Management and a List of Priority Projects for Transportation Alternatives and submitting the list to the Florida Department of Transportation (FDOT) for consideration during the development of the 5-Year Work program for the MPO area. The MPO, working through its Technical Advisory, Bicycle/Pedestrian Advisory, and Citizens Advisory committees (a part of the public participation process), prioritizes projects based upon projects identified through the Cost-Feasible Plan of the 2045 Long-Range Transportation Plan (LRTP).

This prioritization will also incorporate Complete Streets elements that rely on FDOT's Context Classification process. This will allow FDOT to review projects on the state system with the goal of applying Complete Street features wherever possible. On local facilities, it would also allow the MPO to suggest Complete Street features to the extent possible.

The LOPP includes a list of projects involving major improvement and congestion management and a separate list of transportation alternatives projects. These lists contain projects that are considered of highest priority for improvement by the MPO and its advisory committees. The criteria for the prioritization of transportation projects include existing and projected facilities levels of service, safety considerations, anticipated funding levels, ability to complete the project, and overall modal performance and system connectivity. Consistent with federal requirements and the 2045 Long-Range Transportation Plan (LRTP), the prioritization process considers the recommendations of the MPO Board's advisory committees (Technical Advisory Committee, Citizens Advisory Committee, and the Bicycle/Pedestrian Advisory Committee). Also consistent with the adopted Public Participation Plan (PPP), the MPO Board conducts a public hearing to adopt the Transportation Improvement Program (TIP). The MPO List of Priority Projects (LOPP) approved by the MPO Board can be found in Appendix C.

## **Glossary of Terms, Abbreviations, Funding Types/Codes, and Acronyms**

The 5-Year Transportation Improvement Program (TIP) incorporates terms, abbreviations, funding types and codes and acronyms that are common in the day-to-day activities of those individuals/agencies involved in transportation planning. For the clarification of any of these items used within the TIP, an Appendix D is a useful illustration of what the terms mean or represent. Funding types/codes can be found in Appendix E.

## **FDOT's Tentative 5-Year Work Program Public Hearing**

The FDOT conducted an on-line Public Hearing on October 23, 2023, for the 5-Year Tentative Work Program that provided interactive maps, videos, downloadable/searchable documents, and opportunity to comment on projects. The District also hosted a Districtwide Open House on Thursday, October 26, 2023, from 9:00 am to 6:00 pm at the District 7 office at 11201 N. McKinley Drive, Tampa, FL 33612. On October 25, 2023, the District 7 team provided highlights from the Tentative 5-Year Work Program at the public meetings of the Technical Advisory Committee, Citizens Advisory Committee, and the Bicycle/Pedestrian Advisory Committee. On November 2, 2023, the District 7 team presented highlights of the Tentative 5-Year Work Program to the public meeting of the MPO Board. The public was encouraged to provide comments through the District 7 Work Program website or by submitting comments in writing. The public comment period ended on Monday, November 13, 2023.

## Regional Coordination Efforts

The Hernando/Citrus MPO is a member partner in the Suncoast Transportation Planning Alliance (SCTPA) formerly known as the MPO Chairs Coordinating Committee (CCC) of West Central Florida. It is comprised of Hernando/Citrus, Hillsborough, Pasco, Pinellas, Polk, and Sarasota/Manatee Metropolitan Planning Organizations (MPOs) and Transportation Planning Organizations (TPOs). The SCTPA provides for a coordinated working forum and process to allow for comprehensive planning with District partners/agencies.

The SCTPA works as a region to prepare plans, studies, and priorities for regionally significant projects, review the impact of significant land-use decisions, share current travel data and trends, and adopt regional transportation plans and priorities for highway, public transportation, and multi-use trail improvements. As the region stands to see continued growth in population, economy, and travel, the SCTPA will provide sound, forward-thinking transit and transportation options to support this growth and a sustainable future for our region. The SCTPA conduct monthly meetings of its partner directors to allow for networking and collaboration on projects and processes. On a quarterly/semi-annual basis, meetings with member MPO/TPO Board members and directors occur allowing for engagement of leaders in the process of establishing priorities and understanding the needs of the communities involved. Regional transportation priorities of the SCTPA include:

- I-75 Interchange at Gibsonton Dr
- I-275 Express Lanes from I-375 to Gandy Blvd.
- I-275/SR 60 Tampa Westshore District Interchange Phase 3
- SR 54/US 41 Intersection
- US 41 from SR 44 to SR 200
- Desoto Bridge Replacement
- Bradenton-Palmetto Connector
- I-4 and the SR 33 Interchange Design and Construction (Exit 38)
- Downtown Lakeland Intermodal Transit Center
- Regional Rapid Transit in the I-275 Corridor
- Regional passenger rail transit connection between Tampa and Orlando

### ***Trails:***

- Three Sisters Springs Connector Multi-Use Trail (Citrus County)
- Orange Bell - Segments 4, 5, and 6 Multi-Use Trail (Pasco County)
- Starkey Gap Overpass (Pasco County)
- Upper Tampa Bay Trail - Suncoast Trail Connection (Phase IV) (Hillsborough County)
- South Tampa Greenway (Hillsborough County)
- Tampa Bypass Canal Trail (Hillsborough County)
- Adamo Drive Trail (Hillsborough County)
- South Coast Greenway Multi-Use Trail (Hillsborough County)
- Gandy Bridge Connector (Hillsborough County)

- Dale Mabry Overpass (Hillsborough County)
- Pinellas Trail Loop - Gandy Blvd (Pinellas County)
- Joe's Creek Trail (Pinellas County)
- Legacy Trail Overpasses (Sarasota, Manatee Counties)
- Fort Frazer Trail Bridge (Polk County)

## **Summary of TIP Projects for Fiscal Year 2025 through Fiscal Year 2029**

The 5-Year Transportation Improvement Program (FY 2025 - FY 2029) is based on input from the FDOT. It incorporates the major bridge, highway, rail, intersection, maintenance, repair, reconstruction, replacement, transit, and new construction projects currently programmed for accomplishment by federal, state, and/or local funds in the Hernando/Citrus MPO planning area. The summary can be found in Appendix E.

The primary purpose of this section is to provide details of area priorities, funding, phasing, cost estimates, and the timings of the Hernando/Citrus MPO improvements projected for implementation.

### **Projects on the Strategic Intermodal System (SIS)**

Project production sequence is to have a Project Development and Environment (PD&E) phase, a Design (PE) phase, a Right of Way (ROW) phase, and a Construction (CST) phase. Some projects may not have a ROW phase if land is not needed to complete the project. SIS projects will have historical costs, five years of the current TIP and five years beyond the current TIP. If there is no construction phase on the TIP page, then the entry may not be reflective of the total project cost. For some projects, such as resurfacing, safety or operational projects, there may not be a total cost provided but rather additional details on that program.

The SIS is a network of high priority transportation facilities which includes the State's largest and most significant commercial service airports, spaceport, deep-water seaports, freight rail terminals, passenger rail and intercity bus terminals, rail corridors, waterways, and highways. All projects on the SIS will have a SIS identifier on the TIP page. The LRTP reference on the project detail page provides the information necessary to locate the full costs and/or additional details in the 2045 LRTP.

### **Non-Strategic Intermodal System (SIS) Projects**

The project production sequence contains a Project Development and Environment (PD&E) phase, a Design (PE) phase, a Right of Way (ROW) phase, and a Construction (CST) phase. Some projects may not have a ROW phase if land is not needed to complete the Project. Costs on the TIP pages for projects not on the SIS will have historical costs and five years of the current TIP. If there is no construction phase on the TIP page, then the entry may not be reflective of the total Project cost. For some projects, such as resurfacing, safety or operational projects, there may not be a total cost provided but rather additional details on that program.

For costs beyond the five-year cycle, access to the LRTP is provided. The LRTP reference on the TIP page provides the information necessary to locate the full Project costs and/or additional details regarding the Project in the 2045 LRTP. If there is no LRTP reference in the TIP, full Project costs are provided in the TIP.

## Annual Listing of Obligated Projects

Pursuant to the provisions of 23 CFR 134 (j)(7)(B) and 49 USC 5303(c)(5)(B), and Subsection 339.175 (8) (h), F.S., the MPO has published or otherwise makes available an annual listing of projects for which federal funds have been obligated in the preceding year. These projects are summarized in Appendix F and can be found on the FDOT website as follows: [www.fdot.gov/workprogram/Federal/fa-MPO-ObligDef.shtm](http://www.fdot.gov/workprogram/Federal/fa-MPO-ObligDef.shtm)

## FDOT/MPO Certification

The Hernando/Citrus MPO participated in an annual joint certification process with FDOT District 7 which concluded on February 29, 2024. The MPO was found in compliance with federal and state guidelines for metropolitan transportation planning. The Hernando/Citrus MPO continues regular meetings with its partner agencies and with neighboring MPOs and TPOs that share similar demographics and those in District 7 for regional coordination.

## Congestion Management

Congestion management is the application of strategies to improve transportation system performance and reliability by reducing the adverse impacts of congestion on the movement of people and goods. The Congestion Management Process (CMP) is an effective management process that provides for new and existing facilities using travel demand reduction and operational management strategies per Florida Statutes, Chapter 399.175(6)(c)(1).

Although the Hernando/Citrus MPO is not in a Transportation Management Area (TMA), both counties have developed and implemented congestion management processes to provide the information needed to make informed decisions regarding the proper allocation of transportation resources as required per 23 CFR 460.332(c).

## Local Capital Improvement Programs (CIP)

Appendix G reflects the 5-year schedule of Capital Improvement Projects (CIP) for the local government agencies. Local government agencies providing their CIPs include Citrus County, Hernando County, the City of Brooksville, and the City of Inverness. These projects are consistent with the local government Comprehensive Plans and the 2045 Long-Range Transportation Plan.

## 5-Year Schedule of Capital Needs for Transit Systems

The 5-Year Schedule of Capital Needs for Transit Systems are provided by Citrus County and Hernando County in Appendix H in conformance with estimates of available Federal and State funds to develop the financial plan (Chapter 339.175(8), F.S.) and (23 CFR 450.326(a)).

## Transportation Disadvantaged Services

As the Designated Official Planning Agency (DOPA) for the Transportation Disadvantaged Program in Hernando County and Citrus County, the MPO Board provides support for each Local Coordinating Board (LCB). Both LCBs are comprised of representatives of social service agencies, transportation providers, FDOT, and citizen representatives.

Transportation Disadvantaged Services are provided by the Community Transportation Coordinator (CTC). Mid Florida Community Services DBA Trans Hernando is the CTC for Hernando County, and the Citrus County Board of County Commissioners is the CTC for Citrus County.

The Transportation Disadvantaged Service Plan (TDSP) is developed by the Community Transportation Coordinator (CTC) and the DOPA under the guidance of the Commission for the Transportation Disadvantaged and coordination of the Local Coordinating Board. The plan is updated annually for development, service, and quality assurance. Through the Local Coordinating Board's involvement in the review and approval of the Transportation Disadvantaged Service Plan (TDSP), the Local Coordinating Board can guide and support the CTC in implementing coordination efforts and locally developed service standards that are consistent with the needs and resources of the community. The Capital Improvement Program (CIP) for the Transportation Disadvantaged Programs are in Appendix I.



## **Appendix A: Index of TIP Amendments and Modifications Post Adoption**

*Page blank for printing purposes*

**APPENDIX A  
INDEX OF TIP AMENDMENTS AND MODIFICATIONS POST ADOPTION**

**TIP FY 2025-FY 2029  
HERNANDO/CITRUS MPO**

DATE	REVISION #	CHANGE TYPE	EXPLANATION OF THE CHANGE

*Page blank for printing purposes*

## Appendix B: Performance Measures

*Page blank for printing purposes*

---

**Performance Management  
MPO Transportation Improvement Program (TIP)  
Hernando/Citrus MPO  
FY 2025-FY 2029**

*Based on a template provided by FDOT*

# Contents

<b>Purpose</b> .....	<b>B-2</b>
<b>1.0 Background</b> .....	<b>B-4</b>
<b>2.0 Highway Safety Measures (PM1)</b> .....	<b>B-6</b>
2.1 Highway Safety Targets .....	B-6
2.2 Safety Trends in the MPO Area .....	B-8
2.3 FDOT Safety Planning and Programming .....	B-9
2.4 Safety Investments in the TIP .....	B-11
<b>3.0 Pavement &amp; Bridge Condition Measures (PM2)</b> .....	<b>B-14</b>
3.1 Bridge & Pavement Condition Targets .....	B-14
3.2 Bridge & Pavement Investments in the TIP .....	B-16
<b>4.0 System Performance, Freight, &amp; Congestion Mitigation &amp; Air Quality Improvement Program Measures (PM3)</b> .....	<b>B-18</b>
4.1 System Performance and Freight Targets .....	B-18
4.2 System Performance and Freight Investments in the TIP .....	B-20
<b>5.0 Transit Asset Management Measures</b> .....	<b>B-22</b>
5.1 Transit Asset Performance Measures .....	B-22
5.2 FDOT Group TAM Plan Participants .....	B-23
5.3 Transit Asset Management Targets.....	B-24
5.4 Transit Asset Management Investments in the TIP .....	B-26
<b>6.0 Transit Safety Performance</b> .....	<b>B-28</b>
6.1 Transit Safety Targets .....	B-29
6.2 Transit Safety Investments in the TIP .....	B-30



## List of Tables

Table 2.1	Statewide Highway Safety Performance Targets.....	B-6
Table 2.2	MPO Safety Performance Targets .....	B-7
Table 3.1	Statewide Bridge and Pavement Condition Performance Targets .....	B-15
Table 4.1	Statewide System Performance and Freight Targets.....	B-19
Table 5.1	FTA TAM Performance Measures .....	B-22
Table 5.2	Florida Group TAM Plan Participants.....	B-23
Table 5.3	Transit Asset Management Targets for Citrus County Board of County Commissioners and the Hernando County Board of County Commissioners.....	B-25
Table 6.1	Transit Safety Performance Targets for Citrus County Board of County Commissioners and the Hernando County Board of County Commissioners.....	B-29

# Purpose

## Purpose

The document is consistent with the Transportation Performance Measures (TPM) Consensus Planning Document developed jointly by the Florida Department of Transportation (FDOT) and the Metropolitan Planning Organization Advisory Council (MPOAC). The Consensus Planning Document outlines the minimum roles of FDOT, the MPOs, and the public transportation providers in the MPO planning areas to ensure consistency to the maximum extent practicable in satisfying the federal transportation performance management requirements.

The document is organized as follows:

- Section 1 provides a brief background on transportation performance management;
- Section 2 covers the Highway Safety measures (PM1);
- Section 3 covers the Bridge and Pavement Condition measures (PM2);
- Section 4 covers System Performance and Freight Movement measures (PM3);
- Section 5 covers Transit Asset Management (TAM) measures; and
- Section 6 covers Transit Safety measures.

# Section 1 Background

## 1.0 Background

Transportation Performance Management (TPM) is a strategic approach to connect transportation investment and policy decisions to help achieve performance goals. Performance measures are quantitative expressions used to evaluate progress toward goals. Performance targets are quantifiable levels of performance to be achieved within a time period. Federal transportation law requires state departments of transportation (DOT), MPOs, and public transportation providers to conduct performance-based planning by tracking performance and establishing data-driven targets to assess progress toward achieving goals. Performance-based planning supports the efficient investment of transportation funds by increasing accountability, providing transparency, and linking investment decisions to key outcomes related to seven national goals established by the U.S. Congress:

- Improving safety;
- Maintaining infrastructure condition;
- Reducing traffic congestion;
- Improving the efficiency of the system and freight movement;
- Protecting the environment; and
- Reducing delays in project delivery.

Federal law requires FDOT, the MPOs, and public transportation providers to coordinate when selecting performance targets. FDOT and the MPOAC developed the TPM Consensus Planning Document to describe the processes through which these agencies will cooperatively develop and share information related to transportation performance management and target setting.

## Section 2 Highway Safety Measures (PM1)

## 2.0 Highway Safety Measures (PM1)

The first of FHWA’s performance management rules establishes measures to assess fatalities and serious injuries on all public roads. The rule requires state DOTs and MPOs to annually establish targets and report performance and progress toward targets to FHWA for the following safety-related performance measures:

1. Number of Fatalities;
2. Rate of Fatalities per 100 million Vehicle Miles Traveled (VMT);
3. Number of Serious Injuries;
4. Rate of Serious Injuries per 100 million VMT; and
5. Number of Nonmotorized Fatalities and Serious Injuries.

### 2.1 Highway Safety Targets

#### 2.1.1 Statewide Targets

Safety performance measure targets are required to be adopted on an annual basis. In August of each calendar year, FDOT reports targets to FHWA for the following calendar year. On August 31, 2023, FDOT established statewide safety performance targets for calendar year 2024. Table 2.1 presents FDOT’s statewide targets.

**Table 2.1 Statewide Highway Safety Performance Targets**

Performance Measure	Calendar Year 2024 Statewide Target
Number of fatalities	0
Rate of fatalities per 100 million vehicle miles traveled (VMT)	0
Number of serious injuries	0
Rate of serious injures per 100 million vehicle miles traveled (VMT)	0
Number of non-motorized fatalities and serious injuries	0

FDOT adopted a vision of zero traffic-related fatalities in 2012. This, in effect, became FDOT’s target for zero traffic fatalities and quantified the policy set by Florida’s Legislature more than 35 years ago (Section 334.046(2), Florida Statutes, emphasis added):

*“The mission of the Department of Transportation shall be to provide a **safe** statewide transportation system...”*

FDOT and Florida’s traffic safety partners are committed to eliminating fatalities and serious injuries. As stated in the Safe System approach promoted by FHWA, the death or serious injury of any person is unacceptable. [The Florida Transportation Plan](#) (FTP), the state’s long-range transportation plan, identifies eliminating transportation-related fatalities and serious injuries as the state’s highest transportation priority. Therefore, FDOT established 0 as the only acceptable target for all five federal safety performance measures.

### 2.1.2 MPO Safety Targets

MPOs are required to establish safety targets annually within 180 days of when FDOT established targets. MPOs establish targets by either agreeing to program projects that will support the statewide targets or establish their own quantitative targets for the MPO planning area.

The Hernando/Citrus MPO acknowledges FDOT statewide 2024 safety targets, which are set at “0” for each performance measure to reflect FDOT’s goal of zero deaths. However, the MPO established safety performance targets specific to the MPO planning area. On February 1, 2024, the Hernando/Citrus MPO established the calendar year 2024 safety targets listed in Table 2.2.

**Table 2.2 MPO Safety Performance Targets**

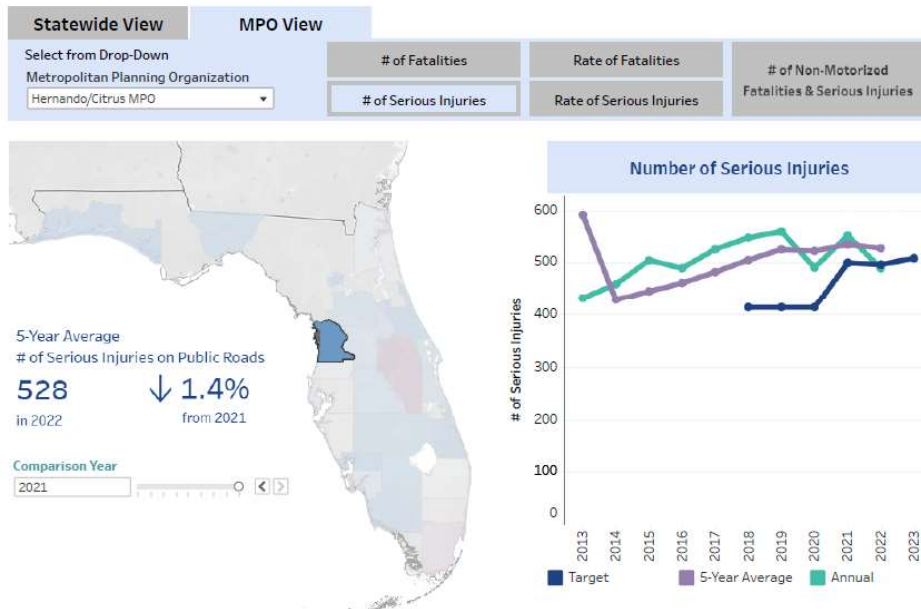
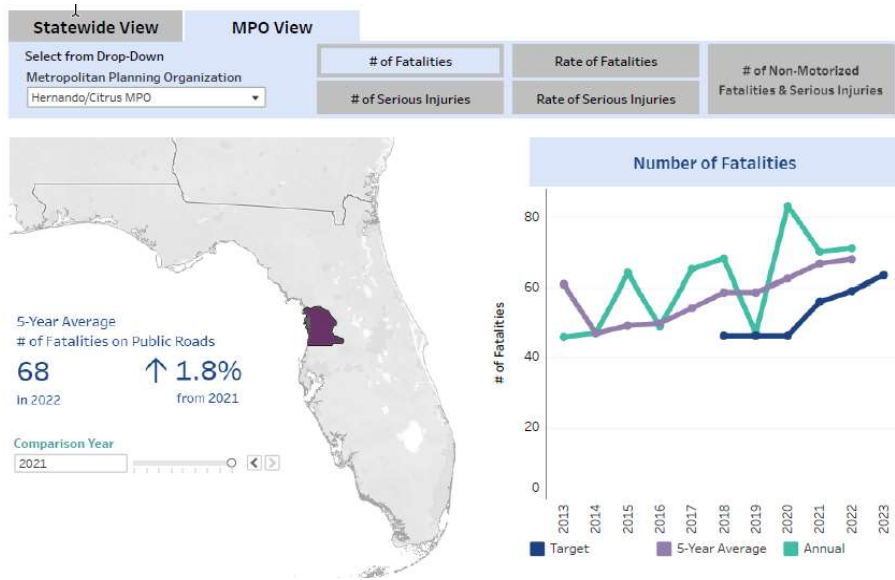
Performance Measure	Calendar Year 2024 MPO Target
Number of fatalities	59.9
Rate of fatalities per 100 million vehicle miles traveled (VMT)	1.6
Number of serious Injuries	497.4
Rate of serious injures per 100 million vehicle miles traveled (VMT)	13.4
Number of non-motorized fatalities and serious injuries	44.5

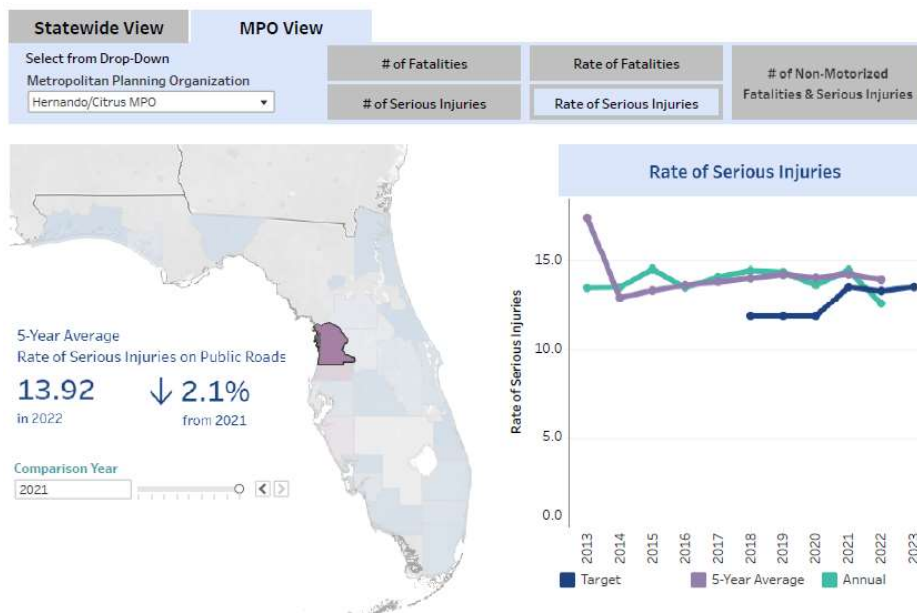
While the Hernando/Citrus Metropolitan Planning Organization supports FDOT’s long-term “Vision Zero” target for eliminating traffic related fatalities and serious injuries, and bicycle/pedestrian fatalities and serious injuries in the State of Florida, the MPO has established annual targets of a five percent reduction per year which is based upon a five-year rolling average. Obtaining a result of “0” in these categories given the performance statistics of the planning area, the increased volumes of traffic being generated, and the focus on safety, it was determined in past years that a 5% reduction on the average was appropriate and measurable.



## 2.2 Safety Trends in the MPO Area

The Hernando/Citrus MPO reviewed the trends and the safety statistics and provided snapshots below from the Florida Department of Transportation’s Safety Dashboard, *Signal 4 Analytics*, to support the TIP’s focus on safety and performance on its roadways. Based on 2022 data, the number of fatalities increased by 1.8% to 68, the number of serious fatalities was reduced to 528 or by 1.4%, and the rate of serious injuries reduced by 2.1% or 13.92.





## 2.3 FDOT Safety Planning and Programming

### 2.3.1 Florida’s Strategic Highway Safety Plan

[Florida’s Strategic Highway Safety Plan](#) (SHSP), published in March 2021, identifies strategies to achieve zero traffic deaths and serious injuries. The SHSP was updated in coordination with Florida’s 27 MPOs and the MPOAC, as well as other statewide traffic safety partners. The SHSP development process included review of safety-related goals, objectives, and strategies in MPO plans. The SHSP guides FDOT, MPOs, and other safety partners in addressing safety and defines a framework for implementation activities to be carried out throughout the state.

Florida’s transportation safety partners have focused on reducing fatalities and serious injuries through the 4Es of engineering, education, enforcement, and emergency response. To achieve zero, FDOT and other safety partners will expand beyond addressing specific hazards and influencing individual behavior to reshaping transportation systems and communities to create a safer environment for all travel. The updated SHSP calls on Florida to think more broadly and inclusively by addressing four additional topics, which are referred to as the 4Is: information intelligence, innovation, insight into communities, and investments and policies. The SHSP also embraces an integrated “Safe System” approach that involves designing and managing road infrastructure to keep the risk of a mistake low and to ensure that when a mistake leads to a crash, the impact on the human body does not result in a fatality or serious injury. The five Safe System elements together create a holistic approach with layers of protection: safer road users, safer vehicles, safer speeds, safer roads, and post-crash care.

The SHSP also expands the list of emphasis areas for Florida’s safety programs to include six evolving emphasis areas, which are high-risk or high-impact crashes that are a subset of an existing emphasis area or emerging risks and new innovations, where safety implications are unknown. These evolving emphasis areas include work zones, drowsy and ill driving, rail grade crossings, roadway transit, micro mobility, and connected and automated vehicles.

### 2.3.2 Florida's Highway Safety Improvement Program

While the FTP and the SHSP both highlight the statewide commitment to a vision of zero deaths, the Florida Highway Safety Improvement Program (HSIP) Annual Report documents statewide performance and progress toward that vision. It also lists all HSIP projects that were obligated during the reporting year and the relationship of each project to the SHSP.

As discussed above, in the 2023 HSIP Annual Report, FDOT reported calendar year 2024 statewide safety performance targets at "0" for each safety performance measure to reflect the vision of zero deaths. Annually, FHWA determines whether Florida has met the targets or performed better than the baseline for at least four of the five measures. If this does not occur FDOT must submit an annual implementation plan with actions, it will take to meet targets in the future.

On April 20, 2023, FHWA reported the results of its 2021 safety target assessment. FHWA concluded that Florida had not met or made significant progress toward its 2021 safety targets, noting that zero had not been achieved for any measure and that only three out of five measures (number of serious injuries, serious injury rate, and number of non-motorized fatalities and serious injuries) were better than the baseline. Subsequently, FDOT developed an HSIP Implementation Plan to highlight additional strategies it will undertake in support of the safety targets. [The HSIP Implementation Plan](#) was submitted with the HSIP Annual Report to FHWA on August 31, 2023.

Consistent with FHWA requirements, the HSIP Implementation Plan focuses specifically on implementation of the HSIP as a core federal-aid highway program and documents the continued enhancements planned for Florida's HSIP to better leverage the benefits of this program. However, recognizing that FDOT already allocates all HSIP funding to safety programs - and building on the integrated approach that underscores FDOT's safety programs - the HSIP Implementation Plan also documents how additional FDOT, and partner activities may contribute to progress toward zero. Building on the foundation of prior HSIP Implementation Plans, the 2023 HSIP Implementation Plan identifies the following key commitments:

- Improve partner coordination and align safety activities.
- Maximize HSIP infrastructure investments.
- Enhance safety data systems and analysis.
- Implement key safety countermeasures.
- Focus on safety marketing and education on target audiences.
- Capitalize on new and existing funding opportunities.

Florida conducts extensive safety data analysis to understand the state's traffic safety challenges and identify and implement successful safety solutions. Florida's transportation system is evaluated using location-specific analyses that evaluate locations where the number of crashes or crash rates are the highest and where fatalities and serious injuries are most prominent. These analyses are paired with additional systemic analyses to identify characteristics that contribute to certain crash types and prioritize countermeasures that can be deployed across the system as a whole. As countermeasures are implemented, Florida also employs predictive analyses to evaluate the performance of roadways (i.e., evaluating results of implemented crash modification factors against projected crash reduction factors).

FDOT's State Safety Office works closely with FDOT Districts and regional and local traffic safety partners to develop the annual HSIP updates. Historic, risk-based, and predictive safety analyses are conducted to identify appropriate proven countermeasures to reduce fatalities and serious injuries associated with Florida's SHSP emphasis areas, resulting in a list of projects that reflect the greatest needs and are anticipated to achieve the highest benefit. While these projects and the associated policies and standards

may take years to be implemented, they are built on proven countermeasures for improving safety and addressing serious crash risks or safety problems identified through a data-driven process. Florida continues to allocate all available HSIP funding to safety projects. [FDOT's HSIP Guidelines](#) provide detailed information on this data-driven process and funding eligibility.

Florida received an allocation of approximately \$156 million in HSIP funds for use during the 2023 state fiscal year from July 1, 2022 through June 30, 2023, and fully allocated those funds to safety projects. FDOT used these HSIP funds to complete projects that address intersections, lane departure, pedestrian and bicyclist safety, and other programs representing the remaining SHSP emphasis areas. This year's HSIP allocated \$128.7 million in infrastructure investments on state-maintained roadways and \$27.5 million in infrastructure investments on local roadways. A list of HSIP projects can be found in the [HSIP 2023 Annual Report](#).

Beginning in fiscal year 2024, HSIP funding is distributed among FDOT Districts based on statutory formula to allow the Districts to have more clearly defined funding levels for which they can better plan to select and fund projects. MPOs and local agencies coordinate with FDOT Districts to identify and implement effective highway safety improvement projects on non-state roadways.

### 2.3.3 Additional FDOT Safety Planning Activities

In addition to HSIP, safety is considered as a factor in FDOT planning and priority setting for projects in preservation and capacity programs. Data is analyzed for each potential project, using traffic safety data and traffic demand modeling, among other data. The [Florida PD&E Manual](#) requires the consideration of safety when preparing a proposed project's purpose and need as part of the analysis of alternatives. Florida design and construction standards include safety criteria and countermeasures, which are incorporated in every construction project. FDOT also recognizes the importance of the American Association of State Highway Transportation Official (AASHTO) Highway Safety Manual (HSM). Through dedicated and consistent training and messaging over the last several years, the HSM is now an integral part of project development and design.

FDOT holds Program Planning Workshops annually to determine the level of funding to be allocated over the next 5 to 10 years to preserve and provide for a safe transportation system. Certain funding types are further analyzed and prioritized by FDOT Central Offices, after projects are prioritized collaboratively by the MPOs, local governments, and FDOT Districts; for example, the Safety Office is responsible for the HSIP and Highway Safety Program (HSP) and the Systems Implementation Office is responsible for the Strategic Intermodal System (SIS). Both the Safety and SIS programs consider the reduction of traffic fatalities and serious injuries in their criteria for ranking projects.

## 2.4 Safety Investments in the TIP

The Hernando/Citrus MPO's Transportation Improvement Program for FY2025-FY2029 (TIP) addresses its safety investments in the road capacity projects reflected for both Hernando and Citrus Counties. Improvements and enhancements in the roadways help to alleviate lane changing and passing-zone efforts by the public by adding additional lanes, reduced speeding as traffic flow improves, and promotion of safe and alternative roadway use by bicycles and pedestrians via implementation of safe streets concepts. The MPO participates in the Community Traffic Safety Team (CTST) local forum and the Safe Routes to School processes. These reoccurring meetings bring the local community together to solve issues. The List of Priority Projects (LOPP) in Appendix C provides support to the TIP in addressing priorities to assist with congestion management.

The TIP includes projects that fall into specific investment priorities established by the MPO in the LRTP. This includes safety programs such as:

## Highway Safety Measures (PM1)

---

Project 450972-1, 2, and 3 Citrus County sidewalk improvements

Project 452924-1 US98/US 41/SR 700/SR 50A Intersection Improvement

Project 450971-1, 2, and 3 Hernando County sidewalk improvements

All resurfacing projects in the program serve as investments for safety as the road surface is important to all travelers and modes of travel.

Because safety is inherent in so many FDOT and Hernando/Citrus MPO programs and projects, and because of the broad and holistic approach FDOT is undertaking with its commitment to Vision Zero, the program of projects in this TIP is anticipated to support progress towards achieving the safety targets.

## Section 3 Pavement & Bridge Condition Measures (PM2)

## 3.0 Pavement & Bridge Condition Measures (PM2)

FHWA's Bridge & Pavement Condition Performance Measures Final Rule, which is also referred to as the PM2 rule, requires state DOTs and MPOs to establish targets for the following six performance measures:

1. Percent of NHS bridges (by deck area) classified as in good condition;
2. Percent of NHS bridges (by deck area) classified as in poor condition;
3. Percent of Interstate pavements in good condition;
4. Percent of Interstate pavements in poor condition;
5. Percent of non-Interstate National Highway System (NHS) pavements in good condition; and
6. Percent of non-Interstate NHS pavements in poor condition.

For the pavement measures, five pavement metrics are used to assess condition:

- International Roughness Index (IRI) - an indicator of roughness (applicable to asphalt, jointed concrete, and continuously reinforced concrete pavements);
- Cracking percent – percentage of pavement surface exhibiting cracking (applicable to asphalt, jointed concrete, and continuously reinforced concrete pavements);
- Rutting - extent of surface depressions (applicable to asphalt pavements only);
- Faulting - vertical misalignment of pavement joints (applicable to jointed concrete pavements only); and
- Present Serviceability Rating (PSR) – a quality rating applicable only to NHS roads with posted speed limits of less than 40 miles per hour (e.g., toll plazas, border crossings). States may choose to collect and report PSR for applicable segments as an alternative to the other four metrics.

### 3.1 Bridge & Pavement Condition Targets

#### 3.1.1 Statewide Targets

Federal rules require state DOTs to establish two-year and four-year targets for bridge and pavement condition measures. On December 16, 2022, FDOT established statewide bridge and pavement targets for the second performance period ending in 2025. These targets are identical to those set for 2019 and 2021, respectively. Florida's performance through 2021 exceeds the targets. The two-year targets represent bridge and pavement condition at the end of calendar year 2023, while the four-year targets represent condition at the end of 2025. Table 3.1 presents the statewide targets.

**Table 3.1 Statewide Bridge and Pavement Condition Performance Targets**

Performance Measure	2022 Statewide Conditions	2023 Statewide Target	2025 Statewide Target
Percent of NHS bridges (by deck area) in good condition	58.2%	≥50.0%	≥50.0%
Percent of NHS bridges (by deck area) in poor condition	0.6%	≤10.0%	≤10.0%
Percent of Interstate pavements in good condition	73.4%	≥60.0%	≥60.0%
Percent of Interstate pavements in poor condition	0.2%	≤5.0%	≤5.0%
Percent of non-Interstate pavements in good condition	48.8%	≥40.0%	≥40.0%
Percent of non-Interstate pavements in poor condition	0.6%	≤5.0%	≤5.0%

Source: 2022 Statewide Conditions [fdotsourcebook.com](https://fdotsourcebook.com).

In determining its approach to establishing performance targets for the federal bridge and pavement condition performance measures, FDOT considered many factors. FDOT is mandated by Florida Statute 334.046 to preserve the state’s bridges and pavement to specific state-defined standards. To adhere to the statutory guidelines, FDOT prioritizes funding allocations to ensure the current transportation system is adequately preserved and maintained before funding is allocated for capacity improvements. These state statutory guidelines envelope the statewide federal targets that have been established for bridges and pavements.

In addition, FDOT developed a [Transportation Asset Management Plan](#) (TAMP) for the state NHS bridge and pavement assets. The TAMP must include investment strategies leading to a program of projects that would make progress toward achievement of the State’s targets for asset condition and performance of the NHS. FDOT’s current TAMP was submitted on December 30, 2022 and recertified by FHWA on February 23, 2023.

Further, the federal pavement condition measures require a data collection methodology that is a departure from the methods historically used by FDOT. For bridge condition, performance is measured in deck area under the federal measure, while FDOT programs its bridge repair or replacement work on a bridge-by-bridge basis. As such, the federal measures are not directly comparable to the methods that are most familiar to FDOT.

FDOT collects and reports bridge and pavement data to FHWA each year to track performance and progress toward the targets. The percentage of Florida’s bridges in good condition is slowly decreasing, which is to be expected as the bridge inventory grows older. Reported bridge and pavement data through 2022 exceeded the established targets. Based on analyses of the data, the previous statewide targets are still appropriate for 2023 and 2025.

FHWA determined that FDOT made significant progress toward its 2021 PM2 targets; FHWA’s assessment of progress toward the 2023 targets is anticipated to be provided in 2024.

### 3.1.2 MPO Targets

MPOs must set four-year targets for the six bridge and pavement condition measures within 180 days of when FDOT established targets. MPOs can either agree to program projects that will support the statewide targets or establish their own quantifiable targets for the MPO’s planning area for one or more measures.

On April 6, 2023, the Hernando/Citrus MPO agreed to support FDOT’s statewide bridge and pavement performance targets, thus agreeing to plan and program projects in the TIP that once implemented, are anticipated to make progress toward achieving the statewide targets as reflected.



## 3.2 Bridge & Pavement Investments in the TIP

The Hernando/Citrus MPO's TIP reflects investment priorities established in the 2045 Long-Range Transportation Plan (LRTP). The focus of Hernando/Citrus MPO's investments in bridge and pavement condition include programs and strategies or major projects funded in the TIP that address system preservation/maintenance on the Interstate and non-Interstate NHS in the MPO area, such as those in the following categories:

- System resiliency projects that improve NHS bridge components (e.g., upgrading culverts)]
- Pavement replacement or reconstruction (on the NHS)
  - US 41 (SR 45) segments include Project IDs 257165-1, 4, 5, 6 (adding lanes and reconstruction to include: bike lanes, sidewalks)
- New NHS lanes or widenings, including resurfacing existing lanes associated with new capacity
  - US 41 (SR 45) segments include Project ID 450545-1 (replacing asphalt with concrete at 6-lane intersections)
  - US 98/SR 700 Project ID 436733-1 (resurfacing)
  - US 98/SR 50A, Project ID 151056-1 (resurfacing)
  - US 301 (from Pasco County Line to SR 50) Project ID 445536-3 (adding two lanes and reconstruction)
  - US 41/SR 45 from south of County Line Road to South of Powell Road, Project ID447935-1 (resurfacing 4 lanes)
  - US 41/SR45 Project ID 449157-1 (resurfacing)
  - SR 50 from Mondon Hill Road to S of Jasmine, Project ID447948-1 (resurfacing)
  - SR 50 (Cortez to Wiscon to Cobb Road), Project ID 451046-1 (resurfacing)

The TIP will fund \$96,584,026 for resurfacing, and \$124,041,456 for new capacity.

The projects included in the TIP are consistent with FDOT's Five Year Work Program. Therefore, they reflect FDOT's approach of prioritizing funding to ensure the transportation system is adequately preserved and maintained. Per federal planning requirements, the state selects projects on the NHS in cooperation with the MPO from the approved TIP. Given the significant resources devoted in the TIP to pavement and bridge projects, the MPO anticipates that once implemented, the TIP will contribute to progress towards achieving the statewide pavement and bridge condition performance targets.

Section 4  
System Performance, Freight and  
Congestion Mitigation & Air  
Quality Improvement Program  
Measures PM3)

## 4.0 System Performance, Freight, & Congestion Mitigation & Air Quality Improvement Program Measures (PM3)

FHWA's System Performance/Freight/CMAQ Performance Measures Final Rule, which is referred to as the PM3 rule, requires state DOTs and MPOs to establish targets for the following six performance measures:

### **National Highway Performance Program (NHPP)**

1. Percent of person-miles traveled on the Interstate system that are reliable;
2. Percent of person-miles traveled on the non-Interstate NHS that are reliable;

### **National Highway Freight Program (NHFP)**

3. Truck Travel Time Reliability index (TTTR);

### **Congestion Mitigation and Air Quality Improvement Program (CMAQ)**

4. Annual hours of peak hour excessive delay per capita (PHED);
5. Percent of non-single occupant vehicle travel (Non-SOV); and
6. Cumulative 2-year and 4-year reduction of on-road mobile source emissions (NO<sub>x</sub>, VOC, CO, PM<sub>10</sub>, and PM<sub>2.5</sub>) for CMAQ funded projects.

Because all areas in Florida meet current national air quality standards, the three CMAQ measures do not apply in Florida. A description of the first three measures is below.

The first two performance measures assess the percent of person-miles traveled on the Interstate or the non-Interstate NHS that are reliable. Reliability is defined as the ratio of longer travel times to a normal travel time over all applicable roads, across four time periods between the hours of 6 a.m. and 8 p.m. each day.

The third performance measure assesses the reliability of truck travel on the Interstate system. The TTTR assesses how reliable the Interstate network is by comparing the worst travel times for trucks against the travel time they typically experience.

## 4.1 System Performance and Freight Targets

### 4.1.1 Statewide Targets

Federal rules require state DOTs to establish two-year and four-year targets for the system performance and freight targets. On December 16, 2022, FDOT established statewide performance targets for the second performance period ending in 2025. The 2-year and 4-year targets set for this performance period are identical to the 2-year and 4-year targets set for the previous performance period. Florida's performance through 2021 exceeds the targets. The two-year targets represent performance at the end of calendar year 2023, while the four-year targets represent performance at the end of 2025. Table 4.1 presents the statewide targets.

**Table 4.1 Statewide System Performance and Freight Targets**

Performance Measure	2022 Statewide Conditions	2023 Statewide Target	2025 Statewide Target
Percent of person-miles traveled on the Interstate system that are reliable	85.7%	≥75.0%	≥70.0%
Percent of person-miles traveled on the non-Interstate NHS that are reliable	92.1%	≥50.0%	≥50.0%
Truck travel time reliability (Interstate)	1.46	1.75	2.00

Source: 2022 Statewide Conditions [fdots.sourcebook.com](https://fdots.sourcebook.com).

FDOT collects and reports reliability data to FHWA each year to track performance and progress toward the reliability targets. Actual performance in 2021 was better than the 2021 targets. FHWA’s assessment of progress toward the 2023 targets is anticipated to be released in March 2024.

System performance and freight are addressed through several statewide initiatives:

- Florida’s Strategic Intermodal System (SIS) is composed of transportation facilities of statewide and interregional significance. The SIS is a primary focus of FDOT’s capacity investments and is Florida’s primary network for ensuring a strong link between transportation and economic competitiveness. These facilities, which span all modes and includes highways, are the workhorses of Florida’s transportation system and account for a dominant share of the people and freight movement to, from and within Florida. The SIS includes 92 percent of NHS lane miles in the state. Thus, FDOT’s focus on improving performance of the SIS goes hand-in-hand with improving the NHS, which is the focus of the FHWA’s TPM program. The [SIS Policy Plan](#) was updated in early 2022 consistent with the updated FTP. The SIS Policy Plan defines the policy framework for designating which facilities are part of the SIS, as well as how SIS investment needs are identified and prioritized. The development of the SIS Five-Year Plan by FDOT considers scores on a range of measures including mobility, safety, preservation, and economic competitiveness as part of FDOT’s Strategic Investment Tool (SIT).
- In addition, [FDOT’s Freight Mobility and Trade Plan](#) (FMTP) defines policies and investments that will enhance Florida’s economic development efforts into the future. The FMTP identifies truck bottlenecks and other freight investment needs and defines the process for setting priorities among these needs to receive funding from the National Highway Freight Program (NHFP). Project evaluation criteria tie back to the FMTP objectives to ensure high priority projects support the statewide freight vision. In May 2020, FHWA approved the FMTP as FDOT’s State Freight Plan. An update to the FMTP will be adopted in the spring of 2024.

### 4.1.2 MPO Targets

MPOs must establish four-year targets for all three performance measures. MPOs can either agree to program projects that will support the statewide targets or establish their own quantifiable targets for the MPO’s planning area for one or more measures.

On April 6, 2023, the Hernando/Citrus MPO agreed to support FDOT’s statewide system performance and freight targets, thus agreeing to plan and program projects in the TIP that once implemented, are anticipated to make progress toward achieving the statewide targets.

## 4.2 System Performance and Freight Investments in the TIP

The Hernando/Citrus MPO's TIP reflects investment priorities established in the 2045 Long-Range Transportation Plan (LRTP). The focus of Hernando Citrus MPO's investments that address system performance and freight include:

- Corridor improvements
- Intersection improvements (on NHS roads)
  - US 98/US41/SR 700/SR 50A Intersection Improvement (Project ID 452924-1)
- Projects evaluated in the Congestion Management Plan (CMP) and selected for the TIP
  - Suncoast Parkway (SR 589) New Road Construction) Project ID 442764-2, 3
- Investments in transit, bicycle, or pedestrian systems that promote mode shift
  - Sidewalk projects that may be an attractive alternative to the use of vehicles such as:
    - Project #441105-1 (Forest Ridge Blvd from W Lake Beverly Dr to W Colbert Ct)
    - A cure in gaps as proposed in Project #s 450972-1, 2, and 3 (Citrus County) and Project #s 450971-1, 2, and 3
- Managed lanes
- Freight improvements (Interstate) that increase reliability (could include improved weigh stations, addressing identified truck bottlenecks on the Interstate, etc.).
  - TSMO/ITS projects or programs
    - US 19/SR 55 from Pasco County Line to Citrus County Line (Arterial Traffic Management (Project ID 441935-1) Adding Cameras, Travel Time Readers, Fiber, Detectors, Signal Controller Upgrades
  - US 19/SR 55 from Pasco County Line to Citrus County Line (Arterial Traffic Management (Project ID 441935-1) Adding Cameras, Travel Time Readers, Fiber, Detectors, Signal Controller Upgrades
- Travel demand management programs, park, and ride lots, etc.]

The TIP (FY 2025-FY 2029) reflects funding in the amount of \$13,079,764 for intersection improvements/arterial traffic management, \$124,041,456 million for congestion relief projects, \$96,584,026 for resurfacing, and \$6,002,065 million for sidewalk projects.

The projects included in the TIP are consistent with FDOT's Five Year Work Program. Therefore, they reflect FDOT's approach of prioritizing funding to address performance goals and targets. Per federal planning requirements, the state selects projects on the NHS in cooperation with the MPO from the approved TIP. Given the significant resources devoted in the TIP to programs that address system performance and freight, the MPO anticipates that once implemented, the TIP will contribute to progress towards achieving the statewide reliability performance targets.

# Section 5 Transit Asset Management Measures

## 5.0 Transit Asset Management Measures

### 5.1 Transit Asset Performance Measures

FTA's Transit Asset Management (TAM) regulations apply to all recipients and subrecipients of Federal transit funding that own, operate, or manage public transportation capital assets. The regulations define the term "state of good repair," require that public transportation providers develop and implement TAM plans, and established state of good repair standards and performance measures for four asset categories: equipment, rolling stock, transit infrastructure, and facilities. Table 5.1 identifies the TAM performance measures.

**Table 5.1 FTA TAM Performance Measures**

Asset Category	Performance Measure
Equipment	Percentage of non-revenue, support-service and maintenance vehicles that have met or exceeded their Useful Life Benchmark
Rolling Stock	Percentage of revenue vehicles within a particular asset class that have either met or exceeded their Useful Life Benchmark
Infrastructure	Percentage of track segments with performance restrictions
Facilities	Percentage of facilities within an asset class rated below condition 3 on the TERM scale

For equipment and rolling stock classes, useful life benchmark (ULB) is defined as the expected lifecycle of a capital asset, or the acceptable period of use in service, for a particular transit provider's operating environment. ULB considers a provider's unique operating environment such as geography, service frequency, etc.

Public transportation providers are required to establish and report TAM targets annually for the following fiscal year. Each public transportation provider or its sponsors must share its targets with each MPO in which the public transportation provider's projects and services are programmed in the MPO's TIP. MPOs are not required to establish TAM targets annually each time the transit provider establishes targets. Instead, MPO targets must be established when the MPO updates the LRTP (although it is recommended that MPOs reflect the most current transit provider targets in the TIP if they have not yet taken action to update MPO targets). When establishing TAM targets, the MPO can either agree to program projects that will support the transit provider targets or establish its own separate regional TAM targets for the MPO planning area. MPO targets may differ from agency targets, especially if there are multiple transit agencies in the MPO planning area. To the maximum extent practicable, public transit providers, states, and MPOs must coordinate with each other in the selection of performance targets.

The TAM regulation defines two tiers of public transportation providers based on size parameters. Tier I providers are those that operate rail service, or more than 100 vehicles in all fixed route modes, or more than 100 vehicles in one non-fixed route mode. Tier II providers are those that are a subrecipient of FTA 5311 funds, or an American Indian Tribe, or have 100 or less vehicles across all fixed route modes or have 100 or less vehicles in one non-fixed route mode. A Tier I provider must establish its own TAM targets, as well as report performance and other data to FTA. A Tier II provider has the option to establish its own targets or to participate in a Group Plan with other Tier II providers whereby targets are established for the entire group in coordination with a group plan sponsor, typically a state DOT.

Tier I	Tier II
Operates rail service	Subrecipient of FTA 5311 funds
<b>OR</b>	<b>OR</b>

≥ 101 vehicles across all fixed route modes	American Indian Tribe
<b>OR</b>	<b>OR</b>
≥ 101 vehicles in one non-fixed route mode	≤ 100 vehicles across all fixed route modes
	<b>OR</b>
	≤ 100 vehicles in one non-fixed route mode

## 5.2 FDOT Group TAM Plan Participants

A total of 19 public transportation providers participated in the [FDOT Group TAM Plan](#) and continue to coordinate with FDOT on establishing and reporting group targets to FTA through the National Transit Database (NTD) (Table 6.2). These are FDOT’s Section 5311 Rural Program subrecipients. The Group TAM Plan was adopted in September 2022 and covers fiscal years 2022-2023 through 2025-2026. Group TAM Plan targets for fiscal year 2023 were submitted to NTD in September 2023. An *MPO has the option of including the full table below for context, or just identifying those Tier II providers in the MPO planning area that participated in the Group TAM Plan, if any. If the MPO area includes any providers participating in the Group TAM Plan, the MPO should check with FDOT before submitting the TIP to confirm the final 2023 targets.*

**Table 5.2 Florida Group TAM Plan Participants**

District	Participating Transit Providers
1	Central Florida Regional Planning Council Hendry County
2	Baker County Council on Aging Levy County Transit Nassau County Council on Aging/Nassau TRANSIT Ride Solution (Putnam County) Suwannee River Economic Council Suwannee Valley Transit Authority
3	Big Bend Transit Calhoun County Senior Citizens Association Gulf County ARC JTRANS Liberty County Transit Tri-County Community Council Wakulla Transportation
4	<i>No participating providers</i>
5	Flagler County Public Transportation Marion Transit Sumter County Transit
6	Key West Transit
7	<i>No participating providers</i>



## 5.3 Transit Asset Management Targets

The following providers operate in the MPO planning area: Citrus County Transit (Citrus County Board of County Commissioners) and THEBus (Hernando County Board of County Commissioners).

### 5.3.1 Transit Agency Targets

The Citrus County Board of County Commissioners and the Hernando County Board of County Commissioners established TAM targets for each of the applicable asset categories in 2022. Table 6.3 presents the targets.

The transit provider's TAM targets are based on the condition of existing transit assets and planned investments in equipment, rolling stock, infrastructure, and facilities. The targets reflect the most recent data available on the number, age, and condition of transit assets, and capital investment plans for improving these assets. The table summarizes both existing conditions for the most recent year available, and the current targets.

**Table 5.3 Transit Asset Management Targets for Citrus County Board of County Commissioners and the Hernando County Board of County Commissioners**

<b>Citrus County</b>			
<b>Asset Category - Performance Measure</b>	<b>Asset Class</b>	<b>FY 2024 Asset Condition</b>	<b>FY 2025 Target</b>
<b>Rolling Stock</b>			
Age - % of revenue vehicles within a particular asset class that have met or exceeded their ULB	Cutaway Bus	Fair	20%
<b>Equipment</b>			
Age - % of non-revenue vehicles within a particular asset class that have met or exceeded their ULB	Generator	Good	0%
<b>Facilities</b>			
Condition - % of facilities with a condition rating below 3.0 on the FTA Transit Economic Requirements Model (TERM) Scale	Administration	Good	0%

<b>Hernando County</b>			
<b>Asset Category - Performance Measure</b>	<b>Asset Class</b>	<b>FY 2024 Asset Condition</b>	<b>FY 2025 Target</b>
<b>Rolling Stock</b>			
Age - % of revenue vehicles within a particular asset class that have met or exceeded their ULB	Bus	Fair	15%
	Cutaway Bus	Fair	20%
	Minivan	Fair	0%
<b>Equipment</b>			
Age - % of non-revenue vehicles within a particular asset class that have met or exceeded their ULB	Generator	Good	0%
<b>Facilities</b>			
Condition - % of facilities with a condition rating below 3.0 on the FTA Transit Economic Requirements Model (TERM) Scale	Maintenance	Good	0%

### 5.3.2 MPO Transit Asset Management Targets

As discussed above, MPOs are not required to establish TAM targets annually each time the transit provider establishes targets. Instead, MPO's must revisit targets each time the MPO updates the LRTP. MPOs can either agree to program projects that will support the transit provider targets or establish separate regional TAM targets for the MPO planning area. MPO targets may differ from agency targets, especially if there are multiple transit agencies in the MPO planning area.

On June 6, 2024, the Hernando/Citrus MPO agreed to support the Citrus County and Hernando County TAM targets, through the adoption of the last Transportation Improvement Program, thus agreeing to plan and program projects in the TIP that once implemented, are anticipated to make progress toward achieving the provider's targets.

### 5.4 Transit Asset Management Investments in the TIP

The Hernando/Citrus MPO's TIP was developed and is managed in cooperation with Citrus County Board of County Commissioners, the Hernando County Board of County Commissioners, and the Community Transportation Coordinators, Citrus County Board of County Commissioners, and Mid Florida Community Services doing business as Trans-Hernando, respectively. It reflects the investment priorities established in the Hernando/Citrus MPO and the 2045 Long-Range Transportation Plan.

FTA funding, as programmed by the region's transit providers and FDOT, is used for programs and products to improve the condition of the region's transit assets. The anticipated effect of the TIP toward achieving the targets is reflected in the funding outlay shown in Appendix H (Transit Needs) and Appendix I (Transportation Disadvantaged Needs). Citrus County investments for the Five-Year Program reflect \$4,083,020 for 18 buses that are equipped for Americans with Disabilities. Hernando County's capital program reflects \$41,673,203 in projects encompassing the replacement of vehicles (fixed-route and paratransit), bus stop improvements for Americans with Disabilities, transit shelters and amenities, and a transfer facility, a major capital investment. A combination of local funds and federal/state grant funds allow for the systems to keep vehicles in a state of good repair and offer shelters, amenities and sidewalks that are safe and accessible by all riders. As previously indicated, identified in the program are:

- Bus and other vehicle purchases and replacements
- Equipment purchases and replacements including transit shelters and amenities,
- Bus stop improvements
- Transfer Facility (Hernando County)

Transit asset condition and state of good repair is a consideration in the methodology that the Hernando/Citrus MPO uses to select projects for inclusion in the TIP. The TIP includes specific investment priorities that support all of the MPO's goals, including transit state of good repair, using a prioritization and project selection process established in the LRTP. This process evaluates projects that, once implemented, are anticipated to improve transit state of good repair in the MPO's planning area. This prioritization process considers factors such as methodology utilized in the Transit Asset Management process involving age and vehicle mileage.

The Hernando/Citrus MPO's TIP has been evaluated and the anticipated effect of the overall program is that, once implemented, progress will be made towards achieving the TAM performance targets. The Hernando/Citrus MPO will continue to coordinate with the Citrus County Board of County Commissioners, the Hernando County Board of County Commissioners and the Community Transportation Coordinators to maintain the region's transit assets in a state of good repair.

For more information on these programs and projects, see Appendix H and Appendix I.

# Section 6

## Transit Safety Performance

## 6.0 Transit Safety Performance

FTA's Public Transportation Agency Safety Plan (PTASP) regulations established transit safety performance management requirements for providers of public transportation systems that receive federal financial assistance under 49 U.S.C. Chapter 53.

The regulations apply to all operators of public transportation that are a recipient or sub-recipient of FTA Urbanized Area Formula Grant Program funds under 49 U.S.C. Section 5307, or that operate a rail transit system that is subject to FTA's State Safety Oversight Program. The PTASP regulations do not apply to certain modes of transit service that are subject to the safety jurisdiction of another Federal agency, including passenger ferry operations regulated by the United States Coast Guard, and commuter rail operations that are regulated by the Federal Railroad Administration.

The PTASP must include performance targets for the performance measures established by FTA in the [National Public Transportation Safety Plan](#), which was published on January 28, 2017. The transit safety performance measures are:

- Total number of reportable fatalities and rate per total vehicle revenue miles by mode.
- Total number of reportable injuries and rate per total vehicle revenue miles by mode.
- Total number of reportable safety events and rate per total vehicle revenue miles by mode.
- System reliability – mean distance between major mechanical failures by mode.

In Florida, each Section 5307 or 5311 public transportation provider must develop a System Safety Program Plan (SSPP) under Chapter 14-90, Florida Administrative Code. FDOT technical guidance recommends that Florida's transit agencies revise their existing SSPPs to be compliant with the FTA PTASP requirements.<sup>1</sup>

Each public transportation provider that is subject to the PTASP regulations must certify that its SSPP meets the requirements for a PTASP, including transit safety targets for the federally required measures. Providers were required to certify their initial PTASP and safety targets by July 20, 2021. Once the public transportation provider establishes safety targets it must make the targets available to MPOs to aid in the planning process. MPOs are not required to establish transit safety targets annually each time the transit provider establishes targets. Instead, MPO targets must be established when the MPO updates the LRTP (although it is recommended that MPOs reflect the current transit provider targets in their TIPs).

When establishing transit safety targets, the MPO can either agree to program projects that will support the transit provider targets or establish its own separate regional transit safety targets for the MPO planning area. In addition, the Hernando/Citrus MPO must reflect those targets in LRTP and TIP updates.

---

<sup>1</sup> FDOT Public Transportation Agency Safety Plan Guidance Document for Transit Agencies. Available at [ptasp-14-90-guidance-document\\_09112019.docx \(live.com\)](#).

## 6.1 Transit Safety Targets

The following public transportation provider(s) operate in the Hernando/Citrus MPO planning area: Citrus County Transit (Citrus County Board of County Commissioners), THEBus (Hernando County Board of County Commissioners), and Mid Florida Community Services doing business as Trans-Hernando. Of these, Citrus County Board of County Commissioners and the Hernando County Board of County Commissioners are responsible for developing a PTASP and establishing transit safety performance targets annually.

### 6.1.1 Transit Agency Safety Targets

The Citrus County Board of County Commissioners established the transit safety targets identified in Table 7.1 as adopted on September 8, 2020 (as revised on 7/12/2022), and the Hernando County Board of County Commissioners established the transit safety targets identified in Table 7.1 as approved in May of 2022.

**Table 6.1 Transit Safety Performance Targets for Citrus County Board of County Commissioners and the Hernando County Board of County Commissioners**

Transit Mode	Fatalities (total)	Fatalities (rate)	Injuries (total)	Injuries (rate)	Safety Events (total)	Safety Events (rate)	System Reliability
<b>Citrus County Board of County Commissioners</b>							
Deviated Fixed Route Bus	0	0	3	.27 (per 100,000 VRM)	5	.45 (per 100,000 VRM)	1.41 (per 100,000 VRM Failures)
ADA/PARA-TRANSIT	0	0	1	.07 (Per 100,000 VRM)	10	.7 (per 100,000 VRM)	2.11 (per 100,000 VRM Failures)
<b>Hernando County Board of County Commissioners</b>							
Fixed Route Bus	0	0	1	0 (per 100,000 VRM)	1	0 (per 100,000 VRM)	1 (per 100,000 VRM Failures)
Demand Response	0	0	0	0 (per 100,000 VRM)	0	0 (per 100,000 VRM)	0 (per 100,000 VRM Failures)

## 6.1.2 MPO Transit Safety Targets

As discussed above, MPOs are not required to establish transit safety targets annually each time the transit provider establishes targets. Instead, MPO's must revisit targets each time the MPO updates the LRTP. MPOs can either agree to program projects that will support the transit provider targets or establish separate regional transit safety targets for the MPO planning area. MPO targets may differ from agency targets, especially if there are multiple transit agencies in the MPO planning area.

On June 6, 2024, the Hernando/Citrus MPO agreed to support the transit safety targets provided by the Citrus County Board of County Commissioners and the Hernando County Board of County Commissioners, thus agreeing to plan and program projects in the TIP that once implemented, are anticipated to make progress toward achieving the provider's targets as the targets appeared to be appropriate.

## 6.2 Transit Safety Investments in the TIP

The Hernando/Citrus MPO's TIP was developed and is managed in cooperation with the Citrus County Board of County Commissioners and the Hernando County Board of County Commissioners. It reflects the investment priorities established in the 2045 Long-Range Transportation Plan.

FTA funding, as programmed by the region's transit providers and FDOT, is used for programs and products to improve the safety of the region's transit systems. The focus of the Hernando/Citrus MPO's investments that address transit safety include Citrus County investments for the Five-Year Program of \$4,083,020 for 18 buses that are equipped for Americans with Disabilities. Hernando County's capital program reflects \$41,673,203 in projects encompassing the replacement of vehicles (fixed-route and paratransit), bus stop improvements for Americans with Disabilities, transit shelters and amenities, and a transfer facility, a major capital investment. A combination of local funds and federal/state grant funds allow for the systems to keep vehicles in a state of good repair and offer shelters, amenities and sidewalks that are safe and accessible by all riders.

Transit safety is a consideration in the methodology Hernando/Citrus MPO uses to select projects for inclusion in the TIP. The TIP includes specific investment priorities that support all of the MPO's goals, including transit safety, using a prioritization and project selection process established in the LRTP. This process evaluates projects that, once implemented, are anticipated to improve transit safety in the MPO's planning area. This prioritization process considers factors such as vehicles in a state of good repair, sidewalks that are ADA accessible, and transit shelters/amenities that offer coverage in the weather.

The Hernando/Citrus MPO's TIP has been evaluated and the anticipated effect of the overall program is that, once implemented, progress will be made towards achieving the transit safety performance targets. The Hernando/Citrus MPO will continue to coordinate with the Citrus County Board of County Commissioners and the Hernando County Board of County Commissioners to maintain and improve the safety of the region's transit system and maintain transit assets in a state of good repair.

For more information on these programs and projects, see Appendix H.

*Page blank for printing purposes*



## **Appendix C: List of Priority Projects (LOPP)**

*Page blank for printing purposes*

# Hernando/Citrus MPO List of Priority Projects - Major Improvement & Congestion Management

MPO Board - June 6, 2024

PRIORITY	FDOT ITEM #	AGENCY	FACILITY	AREA	FROM	TO	ACTIVITY	PROJECT PHASE	YEAR	REASON FOR CHANGE
1	257165-2	FDOT	US 41 (SR 45) from E Arlington Street St to N of SR 200 (Divided into 257165-6, 257165-7, 257165-8) <i>Project is phased below in segments for funding purposes.</i>							
	257165-6	FDOT	US 41 (SR 45)	Citrus	E Arlington St	E Louisiana Lane	Add 2 lanes (existing 2)	Design 45% complete, ROW underway		
	257165-7	FDOT	US 41 (SR 45)	Citrus	E Louisiana Lane	S of CR 486	Add 2 lanes (existing 2)	Design 45% complete		
	257165-8	FDOT	US 41 (SR 45)	Citrus	CR 486	N of SR 200	Add 2 lanes (existing 2)	Design 45% complete		
2	257298	FDOT	CR 578 (County Line Road) from E of East Rd to W of Suncoast Parkway (Divided into 257298-3 and 257298-4)							
	257298 3		CR 578 (County Line Road)	Hern	East of East Rd	Springtime St	Add 2 lanes (existing 2)			
	257298 4		CR 578 (County Line Road)	Hern	East of Mariner Blvd	W of the Suncoast Parkway	Add 2 lanes (existing 2)			
3		FDOT	SR 200 (N Carl G. Rose Hwy)	Citrus	US 41	Marion County Line	Add 2 lanes (existing 2)			
4			US 41/SR 50A One Way Pairs	Hern	Mildred Avenue	May Avenue	Revert One-Way Pairs Back to Two-Way Traffic in Downtown Brooksville			
5			US 41 at Lake Lindsey Rd	Hern			Roundabout			
6		FDOT	US 41/SR 45 (Broad Street) at CR 576 (Ayers Rd)	Hern			Intersection Improvement/add a turn lane			
7		FDOT	CR 491 (N. Lecanto Hwy.)	Citrus	W. Pine Ridge Blvd.	SR 200	Add 2 lanes (existing 2)			
8		FDOT	US 41/SR 45 (Florida Avenue) at CR 491 (N Lecanto Highway)	Citrus	CR 491	Northbound US41 and Southbound US 41	Signal Improvement on Left Turn Lanes from CR491 to NB US41 & SB US41			
9		FDOT	Cardinal St	Citrus	US 19	CR 491	Add 2 lanes (existing 2)			
10		FDOT	US 41 (SR 45)	Hern	Spring Hill Dr.	Powell Rd.	Add 2 lanes (existing 4)			
11	405822 5	FDOT	US 19 (SR 55)/US 98	Citrus	Cardinal Street	Green Acres	Add 2 lanes (existing 4)			
12	257299	FDOT	CR 485 (Cobb Rd)/SR 50 <i>(Project is phased below in segments for funding.)</i>							
	257299-3		CR 485 (Cobb Rd)	Hern	SR 50/50A/Cortez Blvd	Brooksville Water Reclamation Dr	Add 2 lanes (existing 2)			
			CR 485 (Cobb Rd)	Hern	Brooksville Water Reclamation Dr	Yontz Rd	Add 2 lanes (existing 2)			
			CR 485 (Cobb Rd)	Hern	Yontz Rd	US 98 (Ponce de Leon Blvd)	Add 2 lanes (existing 2)			
13		FDOT	US 41 @ North Citrus Springs Blvd.	Citrus	Intersection		Roundabout			
14		FDOT	CR 490 (Homosassa Trail)	Citrus	US 19 (SR 55)/US 98	SR 44 (W. Gulf to Lake Hwy.)	Add 2 lanes (existing 2)			
15		FDOT	Croft Ave.	Citrus	SR 44 (E. Gulf to Lake Hwy.)	E. Hayes St.	Add 2 lanes (existing 2)			
16		FDOT	Rock Crusher Road	Citrus	CR 490	SR 44	Add 2 lanes (existing 2)			
17		FDOT	Venable St. / Crystal Oaks Dr.	Citrus	US 19	SR 44	Add 2 lanes (existing 2)			
18		FDOT	CR 490A (W. Grover Cleveland Blvd.)	Citrus	US 19 (SR 55)/US 98	CR 491 (S. Lecanto Hwy.)	Add 2 lanes (existing 2)			

# Hernando/Citrus MPO List of Priority Projects **In Production** - Major Improvement & Congestion Management

MPO Board - June 6, 2024

Line #	PRIORITY	FDOT ITEM #	AGENCY	FACILITY	AREA	FROM	TO	ACTIVITY	PROJECT PHASE	COST	YEAR
1	Production	405822 3	FDOT	US 19 (SR 55) / US 98	Citrus	W. Jump Ct.	W. Fort Island Trail	Add 2 lanes (existing 4)	CONST	\$37,962,912	UNDERWAY
2	Production	416733 2	FDOT	SR 50 Bypass	Hern	CR 485 (Cobb Rd.)	W. of Buck Hope Road	Add 2 lanes (existing 4)	CONST	\$11,192,916	UNDERWAY
3	Production	416735 1	FDOT	SR 50 Bypass	Hern	W. of Buck Hope Road	Jefferson Street (50A)	Add 2 lanes (existing 4)	CONST	\$41,323,243	UNDERWAY
4	Production	442835 1	FDOT	SR 50 (Cortez Blvd.)	Hern	US 301 / SR 35 (Treiman Blvd.)	Hernando/Sumter Co. Line	Add 2 lanes (existing 2)	CONST	\$54,317,918	UNDERWAY
5	Production	257165-3	FDOT	US 41 (SR 45)	Citrus	SR 44	S of Withlacoochee Trail Bridge	Add 2 lanes (existing 2)	CONST	\$14,985,303	UNDERWAY
6	Production	257165-4	FDOT	US 41 (SR 45)	Citrus	S. of Withlacoochee Trail Bridge	N of Sportsman Pt	Add 2 lanes (existing 2)	CONST	\$21,511,308	Summer 2025
7	Production	447536 3	FDOT	US 301	Hern	Pasco County Line	SR 50/Cortez Blvd	PE to Add 2 lanes (existing 2)	CONST		UNDERWAY
9	Production	257165-5	FDOT	US 41 (SR 45)	Citrus	N of N Sportsman Pt	E of Arlington St	Add 2 lanes (existing 2)	CONST		Winter 2027

## Hernando/Citrus MPO Transportation Alternatives List of Priority Projects

### MPO Board - June 6, 2024

Priority	FPN / Resp.	Project/Corridor	From	To	Area	Project Type	Project Phase/Year
1	443358 1 /FDOT	Withlacoochee State Trail (WST) – Rehabilitation	Hernando / Citrus County Line	Citrus / Marion County Line	Citrus County	TA	RRR 2021
1d		Section d (6.38 Miles)	Citrus / Hernando County Border	Floral City	Citrus County	TA	RRR 2021
1e		Section e (6.97 Miles)	Floral City	North Apopka Ave.	Citrus County	TA	RRR 2021
1f		Section f (5.07 Miles)	North Apopka Ave.	Norvell Bryant Hwy.	Citrus County	TA	RRR 2021
1g		Section g (5.05 Miles)	Norvell Bryant Hwy.	CR 491	Citrus County (City of Inverness)	TA	RRR 2021
1 h		Section h (5.34 Miles)	CR 491	SR 200	Citrus County	TA	RRR 2021
2		N Independence Hwy-PS/Sidewalk	E Gulf to Lake Hwy (SR 44)	N Florida Ave (US 41)	Citrus County	TA	No application
3	Sunshine Grove Rd. - Sidewalk	Ken Austin Pkwy.	Hexam Rd.	Hernando County	TA	Application Submitted	
4	Three Sisters Springs Connector - Multi-Use Trail	US 19 / Kings Bay Drive	486 Trail	Citrus County (Crystal River)	TBD	Application Submitted	
5	California St. / Powell Rd. - Sidewalk	Spring Hill Dr. / California St.	Powell Rd./Rowan Rd.	Hernando County	TA	Application Submitted	
6	Cobblestone Dr. - Sidewalk	Pinehurst Dr.	County Line Rd.	Hernando County	TA	Application Submitted	
7	Good Neighbor Trail (GNT) - Rehabilitation	Jefferson St.	Jasmine St.	Hernando County	TA	Application Submitted	
8	W. Linden Dr. - Sidewalk	Spring Hill Dr.	Mariner Blvd.	Hernando County	TA	Application Submitted	
9	Rock Crusher Sidewalk	W. Homosassa Trail (CR490)	W. Gulf to Bay Hwy (SR44)	Citrus County	TA	No Application	
10	Amero Ln. - Sidewalk	Coronado Dr.	Anderson Snow Rd.	Hernando County	TA	Application Submitted	
11	E. Vine St.& E. Gospel Is. Rd.- Sidewalk	N. Apopka Ave.	W. Gulf to Lake Hwy (SR 44)	Citrus County	TA	No Application	
12	Nightwalker Rd. - Sidewalk	Cortez Blvd. (SR 50)	Madrid Rd.	Hernando County	TA	Application Submitted	
13	W. Cardinal St. - Sidewalk	US 19 (S. Suncoast Blvd.)	S. Lecanto Hwy (CR 491)	Citrus County	TA	No Application	
14	Sugarmill Woods - Multi-Use Trail along US 98	Oak Village Blvd.	Trailhead / Parking lot near the Suncoast Parkway II	Citrus County	TA	No Application	
15	US 19 Trailhead & Crossing	Crosstown Trail at US 19 - (In City of Crystal River)		Citrus County (Crystal River)	TA	No Application	

## Hernando/Citrus MPO Transportation Alternatives List of Priority Projects

### MPO Board - June 6, 2024

Priority	FPN / Resp.	Project/Corridor	From	To	Area	Project Type	Project Phase/Year
16		Withlacoochee State Trail (WST) – Reconstruction	Pasco/Hernando County Line	Citrus/Hernando County Line	Hernando County	TBD	No Application
16a		Section a (3.15 Miles)	Pasco/Hernando Border	SR 50	Hernando County	TBD	No Application
16b		Section b (5.15 Miles)	SR 50	Croom Rd.	Hernando County	TBD	No Application
16c		Section c (5.90 Miles)	Croom Rd.	Hernando/Citrus Border	Hernando County	TBD	No Application
17		South Apopka Connector - Phase I	Dampier St.	Highland Blvd.	Citrus County (City of Inverness)	TA	No Application
18		Suncoast Trail/U.S. 98 - Trailhead/Restroom	Suncoast Trail/US 98		Hernando County	TA	No Application
19		W. Halls River Rd. (CR 490A) - Sidewalk	S. Riverview Circle	US 19 (S. Suncoast Blvd.)	Citrus County	TA	No Application
20		Spring Hill Dr. - Sidewalk	US 19	Ken Lake Ave.	Hernando County	TA	No Application
21		Eden Dr. Connector/Sidewalk	WST	Martinis Dr.	Citrus County (City of Inverness)	TA	No Application
22		Spring Hill Dr. - Sidewalk	Spring Park Way	US 41	Hernando County	TA	Application Submitted
23		Forest Dr. Sidewalk	W. Main St. (SR44)	Independence Hwy.	Citrus County	TA	No Application
24		Turner Camp Rd./Ella Ave. - PS/Sidewalk	US 41	Inverness MS	Citrus County	TA	No Application
25		Citrus Springs Blvd. - Bicycle Lane/PS	Dunklin Blvd.	W. Deltona Blvd.	Citrus County	TA	No Application
26		Suncoast Trail (SCT) – Rehabilitation	County Line Road	US 98	Hernando County	TA	Application Submitted
26a		Section a	County Line Road	Spring Hill Drive	Hernando County	TBD	Application Submitted
26b		Section b	Spring Hill Drive	SR 50	Hernando County	TBD	Application Submitted
26c		Section c	SR 50	US 98	Hernando County	TBD	Application Submitted
26d		Section d	Centralia Rd.	US 98	Hernando County	TBD	Application Submitted
27		Elkcam Blvd. - Bicycle Lane/PS	Pine Ridge Blvd	N Citrus Springs Blvd.	Citrus County	TA	No Application
28		Pine Ridge Blvd. - Multiuse Trail	CR 486	CR 491	Citrus County	TA	No Application

## Hernando/Citrus MPO Transportation Alternatives List of Priority Projects

### MPO Board - June 6, 2024

Priority	FPN / Resp.	Project/Corridor	From	To	Area	Project Type	Project Phase/Year
29		South Apopka Connector - Phase II	Highland Blvd.	E Anna Jo Dr.	Citrus County (City of Inverness)	TA	No Application
30		Mossy Oak Sidewalk	US 41 and Eden Dr.	WST	Citrus County	TA	No Application
31		Sugarmill Woods Bicycle Lane along:			Citrus County	TA	No Application
31a		Section a. W. Oak Park Blvd.	Shoppes at Sugarmill Woods	Corkwood Blvd.	Citrus County	TA	No Application
31b		Section b. Cypress Blvd. E	W. Oak Park Blvd.	Cypress Circle E	Citrus County	TA	No Application
32		W. Miss Maggie Dr. (CR 480) - Sidewalk/PS	Chassahowitzka River Campground	US 19 (S. Suncoast Blvd.)	Citrus County	TA	ROW issues
33		North Ave. - Sidewalk	Howell Ave.	Zoller St.	Hernando County (City of Brooksville)	TA	ROW issues
34		Kass Circle Improvements	Kass Circle		Hernando County	TA	Under Review
35a		Shelter/Restroom Amenities	Cardinal Boulevard Trailhead		Citrus County	TA	
35b		Shelter/Restroom Amenities	SR 44 @ Suncoast Parkway		Citrus County	TA	
36		Ft. Island Trail - Multi-Use Trail	Gulf of Mexico	Three Sisters Trail	Citrus County (Crystal River)	TBD	Consultant Study Complete / ETDM

*Note: Applications for projects are the responsibility of the jurisdictional entity.*

## Hernando/Citrus MPO Transportation Alternatives **In Production** - List of Priority Projects

### MPO Board - June 6, 2024

Line #	Priority	FPN / Resp. Agency	Project/Corridor	From	To	Area	Project Type	Project Phase/Year	Disposition
1	Production	437264 2/FDOT	GNT GAP Connector	SR 50/Cortez Blvd	GNT	Hernando County (City of Brooksville)	TA	CST 2022	
2	Production	437484 1/FDOT	W. Landover Blvd.	Northcliffe Blvd.	Elgin Blvd.	Hernando County	TA	CST 2023	
3	Production	438651 1/FDOT	S Linden Dr. - Sidewalk	County Line Rd.	Spring Hill Dr.	Hernando County	TA	CST 2024	
4	Production	441107 1/FDOT	Eastside Elementary – Sidewalk, Raley Rd	US 98/SR 50/Cortez Blvd	Roper Road	Hernando County	SRTS	CST 2024	
5	Production	441103 1/FDOT	Freeport Dr	Deltona Blvd	Northcliffe Blvd	Hernando County	SRTS	CST 2024	
6	Production	441105-1	Forest Ridge Elementary Ph 2 Sidewalk	W Lake Beverly Dr	W Colbert Ct	Citrus County	SRTS	PE 2024, CST 2026	



## **Appendix D: Glossary of Terms, Abbreviations, Funding Types/Codes, and Acronyms**

*Page blank for printing purposes*

**APPENDIX D** **TIP FISCAL YEARS 2025-2029**  
**GLOSSARY OF TERMS, ABBREVIATIONS, FUNDING TYPES/CODES, AND ACRONYMS** **HERNANDO/CITRUS MPO**

ACCM	ADVANCE CONSTRUCTION (CM)
ACNP	ADVANCED CONSTRUCTION - Advanced Construction is used to program project phases that will eventually be reimbursed with federal funds. These are state funds used to finance projects in anticipation of future federal funds. AC funds are authorized with Federal Highway Administration (FHWA) in the same manner as regular federal funds. This will allow the Florida Department of Transportation to convert the AC funds to federal funds and then bill FHWA for accumulated costs.
ACNR	AC NAT HWY PERFORM RESURFACING
ACPR	AC - PROTECT GRANT PGM
ACSA	ADVANCED CONSTRUCTION - ANY AREA
ACSL	ADVANCED CONSTRUCTION LOCAL
ACSM	STBG AREA POP. W/ 5K TO 49,999
ACSS	ADVANCE CONSTRUCTIONS (SS, HSP PROGRAMS)
ADA	AMERICANS WITH DISABILITIES - The Americans with Disabilities Act of 1990 is a Federal law that requires public facilities (including transportation services) to be accessible to persons with disabilities including those with mental disabilities, temporary disabilities, and the conditions related to substance abuse.
ARPA	AMERICAN RESCUE PLAN ACT OF 2021 ALSO CALLED THE COVID19 STIMULUS PACKAGE
ARTW	ARTERIAL WIDENING PROGRAM
BA	DONOR BONUS, ANY AREA
BOCC	Board of County Commissioners is the chief legislative body in a County. Five county commissioners are elected to four-year terms by the voters at large and represent the geographical district in which they reside. The Board approves the budget, adopts local ordinances and resolutions, and establishes policies which govern the County and ensure the health, safety, and welfare of the citizens.
BPAC	Bicycle/Pedestrian Advisory Committee: The BPAC was established to provide a continuing forum with which to analyze and promote bicycle and pedestrian issues and Project as an integral part of a multi-modal transportation planning process. The BPAC initiates updates on the prioritization of transportation enhancement Project. The BPAC meets on a quarterly basis.
CAC	CAC - Citizens Advisory Committee: The CAC provides a formal framework for continuing public input on the Unified Planning Work Program (UPWP), the Transportation Improvement Program (TIP), and the Long-Range Transportation Plan (LRTP), as well as other elements of the transportation planning process. The CAC meets on a quarterly basis to provide public input at all stages of the planning process.
CARB	CARBON REDUCTION GRANT PGM
CARL	CARB FOR URB. LESS THAN 200K
CARN	CARB FOR RURAL AREAS < 5K
CEI	Construction Engineering Inspection
CIP	Capital Improvement Program: The CIP is a multi-year schedule of capital improvement Project, including priorities and cost estimates, budgeted to fit the financial resources of the community. This plan is updated annually and is part of the County's Comprehensive Plan.
CM	Congestion Mitigation. The CMP is a management system to improve traffic operations and safety by either strategies that reduce travel demand or the implementation of operational improvements.
CMAQ	Congestion Mitigation and Air Quality Improvement Program. The FAST Act continued the CMAQ program to provide a flexible funding source to State and local governments for transportation Project and programs to help meet the requirements of the Clean Air Act.
CMP	Congestion Management Process: The CMP is a management system and process conducted by metropolitan planning organizations (MPO), such as the Hernando/Citrus MPO, to improve traffic operations and safety by either strategies that reduce travel demand or the implementation of operational improvements.
CMS	CMS Congestion Management System.
COOP	Continuity of Operations Plan: The COOP establishes policy and guidance to ensure the execution of mission essential functions for the Hernando/Citrus MPO if an emergency in Hernando County threatens or incapacitates operations, and to direct the relocation of selected personnel and resources to an alternate facility capable of supporting operations.
CPG	Consolidated Planning Grant: The CPG enables FDOT, in cooperation with the MPO, FHWA, and FTA, to annually consolidate Florida's FHWA PL and FTA 5305(d) metropolitan planning fund allocations into a single grant that is administered by the FHWA Florida Division.
CST	Construction
CTC	The Community Transportation Coordinator (CTC) is the agency or organization in each county responsible for ensuring that coordinated transportation services are provided to serve the transportation disadvantaged.
CTD	Commission for Transportation Disadvantaged: The CTD is the State-level policy board for the coordination of transportation services for persons who because of disability, age or income are unable to transport themselves. The CTD adheres to the policies and procedures as set out in Chapter 427 F.S. and Rule 41-2, F.A.C.
CTST	Community Traffic Safety Team: The CTST is a locally based group of highway safety advocates who are committed to solving traffic safety problems through a comprehensive, multi-jurisdictional, multi-disciplinary approach. Members include city, county, state, private industry, and citizens. The common goal of each CTST is to reduce the number and severity of traffic crashes within their community.

APPENDIX D		TIP FISCAL YEARS 2025-2029
GLOSSARY OF TERMS, ABBREVIATIONS, FUNDING TYPES/CODES, AND ACRONYMS		HERNANDO/CITRUS MPO
D	UNRESTRICTED STATE PRIMARY	
DBE	DBE Disadvantaged Business Enterprise.	
DDR	DDR – DISTRICT DEDICATED REVENUE District Dedicated Revenue. Those state revenues which are collected pursuant to Section 206.608, Florida Statutes, are allocated directly to the districts, and to the maximum extent feasible, in the county where the proceeds were collected, without being reduced by any other requirements. DDR, statutorily known as the "State Comprehensive Enhanced Transportation Systems Tax", in addition to highway uses, may also be used for district public transportation projects to meet the required statewide minimum distribution of 15% of state funds for public transportation.	
DEM	DEM Environmental Mitigation	
DEO	Department of Economic Opportunity.	
DIH	STATE IN-HOUSE PRODUCT SUPPORT	
DPTO	STATE - PTO	
DOPA	Designated Official Planning Agency: The DOPA is the entity responsible for transportation disadvantaged planning in a given area. In the urbanized areas of the state, the planning agencies are metropolitan planning organizations (MPOs).	
DS	DS - STATE PRIMARY HIGHWAYS & PTO	
DSB	Design-Build	
DU	DU State Primary / Federal Reimbursement	
EPA	EPA Environmental Protection Agency	
ETDM	ETDM Efficient Transportation Decision Making. Florida's ETDM process defines the procedures for planning transportation Project, conducting environmental reviews, and developing and permitting Project.	
FAA	FAA Federal Aviation Administration.	
FAST Act	FAST-Act - Fixing America's Surface Transportation Act: Signed into law in December of 2015 by President Obama that provided long-term funding for surface transportation and infrastructure, planning and investment.	
FAULTING	Faulting is the vertical misalignment of pavement joints, applicable to certain types of concrete pavements	
FDOT	Florida Department of Transportation: FDOT is the State of Florida's multi-modal transportation agency. Organizationally, it is composed of one central office in Tallahassee, seven district offices, and Florida's Turnpike Enterprise.	
FHWA	Federal Highway Administration: The FHWA is the Division of the U.S. Department of Transportation responsible for administering federal highway transportation programs under Title 23 U.S.C. and Title 49 U.S.C.	
FLAP	FEDERAL LANDS ACCESS PROGRAM	
FLP	The term "FLP" represents the freight, logistics and passenger operations program.	
FTA	Federal Transit Administration - The FTA is the Federal entity responsible for transit planning and programs under Title 49 U.S.C.	
FTE	Florida's Turnpike Enterprise: Florida's Turnpike Enterprise (FTE) manages Florida's Turnpike System and acts as a separate business unit of the Florida Department of Transportation (FDOT). FTE is responsible for all operations on every FDOT-owned and operated toll road and bridge. The FTE 5-year work program (2016-2020) contains more than \$3.7 billion in capital improvements, which include widening the mainline roadway, new interchanges, safety improvements, resurfacing improvements, and maintenance.	
FTP	Florida Transportation Plan: The FTP is the state's long-range plan guiding Florida's transportation future. The FTP is a plan for all of Florida – and affects every resident, business, and visitor.	
FY	A fiscal year (FY) is used in government accounting, which varies between entities and for budget purposes. It is also used for financial reporting by businesses and other organizations.	
GIS	Geographic Information System is a framework for gathering, managing, and analyzing data. Rooted in the science of geography, GIS integrates many types of data. It analyzes spatial location and organizes layers of information into visualizations using maps and 3D scenes.	
GFEV	GEN. FUND EVEHICLE CHARG. PGM	
GFSA	GF STPBG ANY AREA	
GRSC	GROWTH MANAGEMENT FOR SCOP	
GMR	GMR Growth Management for SIS	
GPC	GPC General Planning Consultant	
HPMS	HPMS Highway Performance Monitoring System. The primary purpose of the HPMS is to serve data and information needs to reflect the condition and operating characteristics of the nation's highways. HPMS data supports the analyses needed for the biennial condition and performance reports to Congress.	
HSP	HSP Highway Safety Program	
ICAR	ICAR Intergovernmental Coordination and Review and Public Transportation Collaborative Agreement.	
IIJA	IIJA Infrastructure Investment and Jobs Act (IIJA) The Infrastructure Investment and Jobs Act (IIJA), also known as the Bipartisan Infrastructure Law (BIL), was signed into law on November 15, 2021.	

APPENDIX D		TIP FISCAL YEARS 2025-2029
GLOSSARY OF TERMS, ABBREVIATIONS, FUNDING TYPES/CODES, AND ACRONYMS		HERNANDO/CITRUS MPO
ITS	Intelligent Transportation System: ITS is the use of computer and communications technology to facilitate the flow of information between travelers and system operators to improve mobility and transportation productivity, enhance safety, maximize the use of existing transportation facilities, conserve energy resources and reduce adverse environmental effects; includes concepts such as “freeway management systems,” “automated fare collection,” and “transit information kiosks.”	
JPA	Joint Participation Transportation Agreement: A contract between the department and a public transportation system for either operations or capital assistance needed for implementation of a service project or projects. Each agreement shall include, but not be limited to, a project budget, method of payment, and period of performance	
LCB	Local Coordinating Board: The purpose of the coordinating board is to provide advice and direction to the Community Transportation Coordinator concerning the coordination of transportation services.	
LEP	Limited English Proficient: LEP refers to individuals who do not speak English as their primary language and have a limited ability to read, speak, write, or understand English	
LF	LOCAL FUNDS	
LFP	LFP – LOCAL FUNDS FOR PARTICIPATING	
LOPP	LOPP List of Priority Projects. The LOPP is a list of priority Project developed in coordination with the MPO Board and committees.	
LOS	Level of Service - a qualitative assessment of a road’s operating condition, generally described using a scale of A (little congestion) to E/F (severe congestion).	
LRTP	LRTP - Long-Range Transportation Plan: In accordance with 49 USC 5304(f), the LRTP provides for the development and implementation of the multimodal transportation system, including transit, highway, bicycle, pedestrian, and accessible transportation. This plan must identify how the transportation system will meet the economic, transportation, development, and sustainability goals – among others – for a 20+-year planning horizon.	
LTTR	LTTR Level of Travel Time Reliability. LTTR is the percent of person-miles on the Interstate system that are reliable, also referred to as the percent of person-miles on the non-Interstate NHS that are reliable.	
MAP21	MAP-21 Moving Ahead for Progress in the 21st Century Act.	
MPO	MPO - Metropolitan Planning Organization: The MPO is the forum for cooperative transportation decision-making, required for urbanized areas with populations over 50,000.	
MPOAC	MPOAC - Metropolitan Planning Organization Advisory Council: The MPOAC is a statewide transportation planning and policy organization created by the Florida Legislature pursuant to Section 339.175(11), Florida Statutes, to augment the role of individual MPOs in the cooperative transportation planning process. The MPOAC assists MPOs in carrying out the urbanized area transportation planning process by serving as the principal forum for collective policy discussion.	
MSC	Miscellaneous(grants-in-aid)	
NHFP	NHFP National Highway Freight Program. The purpose, among other goals, of the National Highway Freight Program (NHFP) is to improve efficient movement of freight on the National Highway Freight Network (NHFN). <a href="https://ops.fhwa.dot.gov/freight/pol_plng_finance/policy/fastact/s1116nhfpguidance">https://ops.fhwa.dot.gov/freight/pol_plng_finance/policy/fastact/s1116nhfpguidance</a>	
NHFP	NHFP National Highway Freight Program. The purpose, among other goals, of the National Highway Freight Program (NHFP) is to improve efficient movement of freight on the National Highway Freight Network (NHFN). <a href="https://ops.fhwa.dot.gov/freight/pol_plng_finance/policy/fastact/s1116nhfpguidance">https://ops.fhwa.dot.gov/freight/pol_plng_finance/policy/fastact/s1116nhfpguidance</a>	
NHPP	NHPP-IM – NATIONAL HIGHWAY PERFORMANCE PROGRAM-M National Highway Performance Program. IM, Bridge Replacement, National Highway -Map 21	
NHS	NHS - National Highway System: Specific major roads to be designated September 30, 1995; the NHS will consist of 155,000 (plus or minus 15%) miles of road and represents one category of roads eligible for Federal funds under ISTEA.	
NTD	In 1974, Congress established the National Transit Database (NTD) program to collect financial, operating, and asset information on transit agencies. Congress based the NTD program on the Uniform Financial Accounting and Reporting Elements (FARE), a Project initiated by the transit industry and funded by the UMTA. The NTD has become the Nation’s primary source of information on transit agencies.	
PD&E	PD&E Project Development and Environment. The PD&E is a corridor study to establish conceptual design for a roadway and to determine its compliance with Federal, State, and local environmental permits, as required.	
PD&E	Project Development & Environment	
PE	PE Preliminary Engineering/Design. Preliminary engineering is the location, design, and related work preparatory to the advancement of a project to physical construction. Preliminary engineering includes preliminary and final design, both defined in 23 CFR 636.103, and other project-related work leading to physical construction. This includes costs to perform studies needed to address requirements of the National Environmental Policy Act (NEPA) and other environmental laws. It may include advertising and other pre-award work such as bid analysis, although it is also acceptable to include this work as construction engineering costs.	
PE	Preliminary Engineering	

APPENDIX D		TIP FISCAL YEARS 2025-2029
GLOSSARY OF TERMS, ABBREVIATIONS, FUNDING TYPES/CODES, AND ACRONYMS		HERNANDO/CITRUS MPO
PHED	Peak Hour Excessive Delay - is a term for traffic congestion measured by the annual hours of PHED per capita on the NHS. Excessive delay is based on travel time at 20 miles per hour or 60 percent of the posted speed limit travel time, whichever is greater, during in 15-minute intervals per vehicle. [23 CFR 490.705 and 490.707]	
PKBD	Parkway Master Bond Fund	
PKED	Parkway - Feeder Rd	
PKYI	Parkway Turnpike Improvement	
PKYR	Parkway Renewal and Replacement	
PL	PL Planning - Federal Highway Administration planning funds, also called Section 112 funds "PL."	
PPP	A Public Participation Plan is a document developed in consultation with all interested parties, and shall provide that all interested parties have reasonable opportunities to comment on the contents of the transportation plan.	
PSR	Present Serviceability Rating - a quality rating applicable only to certain lower speed roads	
PTGA	Public Transportation Grant Agreement is an agreement between an agency and FDOT that establishes a public transportation Project and responsibilities related to the Project. A PTGA defines the scope, budget, funding source, and any legal provision necessary for the Project.	
ROW	ROW - Right-of-Way: Real property that is used for transportation purposes, defines the extent of the corridor that can be used for the road and associated drainage.	
RRR	RRR Resurfacing, Restoration and Rehabilitation	
RRU	Railroad and/or Utilities	
RTA	RTA - Regional Transportation Analysis: The Regional Transportation Analysis (RTA) promotes transportation planning both within and among the counties that make up the Tampa Bay Region. The RTA provides a forum for the coordination of proposed transportation improvements - both highway and transit - that span multiple jurisdictions. Another important function of the RTA is that it provides for the development of a powerful, regional travel demand-forecasting model, the <u>Tampa Bay Regional Planning Model</u> .	
SA	STP, ANY AREA	
SCED	2012 SB1998-SMALL CO OUTREACH	
SCOP	SCOP – SMALL COUNTY OUTREACH PROGRAM	
SCTPA	SCTPA Sun Coast Transportation Alliance - Formerly known as the West Central Florida Chairs Coordinating Committee (CCC)-is an effort to address the transportation challenge on a regional, long – range basis. Issues such as personal mobility, access to jobs, goods movement, emergency evacuation, and growth management are some of the concerns addressed by the CCC, which is made up of the chairpersons from Metropolitan Planning Organizations and Transportation Planning Organizations (MPOs and TPOs) and their affiliated, transportation-related organizations. It serves eight counties: Citrus, Hernando, Hillsborough, Manatee, Pasco, Pinellas, Polk, and Sarasota.	
SCWR	SMALL COUNTY WATER RESOURCES	
SHSP	SHSP - Florida Strategic Highway Safety Plan: The SHSP is the statewide plan focusing on how to accomplish the vision of eliminating fatalities and reducing serious injuries on all public roads. The SHSP is updated at least every five years by FDOT in coordination with statewide, regional, and local safety partners. The SHSP is focused on the roadway component of transportation safety. Safety on other modes of transportation is covered by other plans.	
SIB1	STATE INFRASTRUCTURE BANK	
SIS	SIS - Strategic Intermodal System: The SIS is a Florida network of high-priority transportation facilities, including the State's largest and most significant commercial service airports, spaceport, deep-water seaports, freight rail terminals, passenger rail and intercity bus terminals, rail corridors, waterways, and highways.	
SIS	Strategic Intermodal System	
SL	STP, AREAS <= 200K	
SM	STBG AREA POP. W/ 5K TO 49,999	
SN	STP, MANDATORY NON-URBAN <= 5K	
SR2T	SAFE ROUTES - TRANSFER	
SRTS	Safe Routes to School	
STIP	State Transportation Improvement Program	
TA	Transportation Alternatives (TA): As defined under 23 U.S.C. 101(a)(29) (MAP-21 1103), these are specific activities which can be funded with Surface Transportation Program (STP) funds; activities include pedestrian/bicycle facilities, recreational trails program, Safe Routes to School (SRTS) activities, railway corridor preservation, construction of turnouts, overlooks and viewing areas, control/removal of outdoor advertising, historic preservation and rehabilitation of historic transportation facilities, invasive species control, archeological activities relating to impacts from eligible transportation Project, mitigation of highway storm water runoff water pollution, and reduce vehicle-caused wildlife mortality, planning, designing and construction of boulevards and other roadways largely in the right-of-way of former Interstate System routes or other divided highways.	
TAC	TAC - Technical Advisory Committee: A standing committee of most MPOs, function is to provide advice on plans or actions of the MPO from planners, engineers, and other staff members (not general citizens).	

APPENDIX D		TIP FISCAL YEARS 2025-2029
GLOSSARY OF TERMS, ABBREVIATIONS, FUNDING TYPES/CODES, AND ACRONYMS		HERNANDO/CITRUS MPO
TALL	TRANSPORTATION ALTERNATIVES POPULATION <200,000	
TALT	Transportation Alternatives	
TAM	TAM - Transit Asset Management: Transit Asset Management is a business model that uses the condition of assets to guide the optimal prioritization of funding at transit properties and keep transit networks in a State of Good Repair (SGR).	
TBRPC	Tampa Bay Regional Planning Council: TBRPC was established as Florida's first regional planning council in 1962 when representatives from St. Petersburg, Clearwater, and Tampa recognized the need for regional coordination. TBRPC is one of ten regional planning councils in Florida.	
TD	Transportation Disadvantaged: Those persons who because of physical or mental disability, income, status, or age are unable to transport themselves or purchase transportation and are, therefore, dependent upon others to obtain access to health care, employment, education, shopping, social activities, or other life-sustaining activities, or children who are disabled or high-risk or at-risk as defined in Section 411.202, Florida Statutes.	
TDLCB	TDLCB - Transportation Disadvantaged Local Coordinating Board: The Transportation Disadvantaged Local Coordinating Board (TDLCB)s are the technical level review Boards established, consistent with Florida Statute, Chapter 427. The respective Boards oversee the activities of the Community Transportation Coordinator (CTC) and the overall Transportation Disadvantaged (TD) service program. The MPO serves as the Designated Official Planning Agency (DOPA) for the transportation disadvantaged program for both Hernando and Citrus County and functions as the appointing authority for both Boards. <u>the TDLCBs meet on a quarterly basis.</u>	
TDM	TDM - Transportation Demand Management: Transportation demand management, traffic demand management or travel demand management is the application of strategies and policies to reduce travel demand, or to redistribute this demand in space or in time. In transport, as in any network, managing demand can be a cost-effective alternative to increasing capacity.	
TDP	TDP - Transit Development Plan: The State of Florida Public Transit Block Grant Program was enacted by the Florida Legislature to provide a stable source of funding for public transit. The Block Grant Program requires public transit service providers to develop, adopt, and annually update a 10-Year Transit Development Plan (TDP). Under legislation that became effective February 20, 2007, the TDP must undergo a Major Update every five years. In the interim years, an update is to be submitted in the form of a progress report on the 10-year implementation program of the TDP.	
TDSP	TDSP - Transportation Disadvantaged Service Plan: The TDSP is a tactical plan with components of development, service, and quality assurance. It outlines and evaluates the services provided to the Transportation Disadvantaged population by the CTC. Every five years a new TDSP is developed and updated annually by the CTC, the planning agency and the LCB. Thus, the LCB can guide and support the CTC in implementing coordination efforts or locally developed service standards that are consistent with the needs and resources of the community.	
TIP	TIP - Transportation Improvement Program: A priority list of transportation Project developed by an MPO that is to be carried out within the four-year period following its adoption; must include documentation of Federal and State funding sources for each Project and be consistent with adopted MPO Long Range Transportation Plan (LRTP) and local <u>government comprehensive plans.</u>	
TMA	TMA - Transportation Management Area: A TMA is designated by the U.S. Secretary of Transportation for an urbanized area with a population of at least 200,000. Congress provided for this greater role by MPOs through a certification review aimed at formalizing the continuing oversight and day-to-day evaluation of the planning process. MPOs attaining certification enjoy certain benefits, but they also incur additional requirements beyond those of smaller urbanized areas <u>for congestion management, project selection, and certification.</u>	
TRIP	TRIP - Transportation Regional Incentive Program: TRIP was created in 2005 to improve regionally significant transportation facilities in "regional transportation areas". State funds are available throughout Florida to provide incentives for local governments and the private sector to help pay for critically needed Project that benefit regional travel and commerce. The Florida Department of Transportation (FDOT) will pay up to 50 percent of the non-federal share of <u>Project costs for public transportation facility Project.</u>	
TRT	TRT Technical Review Team	
TTTR	Truck Travel Time Reliability is the consistency or dependability in travel times for trucks, as measured from day-to-day and/or across different times of the day.	
UPWP	UPWP - Unified Planning Work Program: A Unified Planning Work Program (UPWP) is an annual or biennial statement of work identifying the planning priorities and activities to be carried out within a metropolitan planning area. At a minimum, a UPWP includes a description of the planning work and resulting products, who will perform the work, time frames for <u>completing the work, the cost of the work, and the source(s) of funds.</u>	
USDOT	UNITED STATES DEPARTMENT OF TRANSPORTATION: Federal agency that oversees the administration of federal programs managing highways, air travel, railroads, maritime activity and other transportation modes. The FHWA and FTA operate as part of USDOT.	
ZDATA	ZDATA - Zonal Data: The information needed to describe the traveling public is commonly known as the zonal data and it includes household, person, vehicle, and travel related characteristics. The other is the supply side of the transportation systems represented by multimodal transportation networks.	

*Page blank for printing purposes*



## Appendix E: 5-Year Funded Projects

*Page blank for printing purposes*

**APPENDIX E: FIVE-YEAR FUNDED PROJECTS  
HIGHWAYS**

**TIP FISCAL YEARS 2025-2029  
HERNANDO/CITRUS MPO**

**Item Number:** 257165 1    **Project Description:** US 41 (SR 45) FROM SR 44 TO N OF SR 200  
**District:** 07    **County:** CITRUS  
**Extra Description:** 2 TO 4 LANES  
**L RTP 2045 Reference:** Goal 3, Objective 4 & 7

**Type of Work:** ADD LANES & RECONSTRUCT  
**Project Length:** 6.578MI

Phase / Responsible Agency	Fiscal Year							All Years
	<2025	2025	2026	2027	2028	2029	>2029	
<b>PRELIMINARY ENGINEERING / MANAGED BY FDOT</b>								
<b>Fund Code:</b> ACSL-ADVANCE CONSTRUCTION (SL)	\$350,000							\$350,000
BA-DONOR BONUS, ANY AREA	\$740,031							\$740,031
DDR-DISTRICT DEDICATED REVENUE	\$7,038,091	\$336,555						\$7,374,646
DIH-STATE IN-HOUSE PRODUCT SUPPORT	\$353,977							\$353,977
DS-STATE PRIMARY HIGHWAYS & PTO	\$574,785							\$574,785
SA-STP, ANY AREA		\$1,298,445						\$1,298,445
SN-STP, MANDATORY NON-URBAN <= 5K	\$1,761,050					\$2,100,000		\$3,861,050
<b>Phase: PRELIMINARY ENGINEERING Totals</b>	<b>\$10,817,934</b>	<b>\$1,635,000</b>				<b>\$2,100,000</b>		<b>\$14,552,934</b>

<b>RIGHT OF WAY / MANAGED BY FDOT</b>								
<b>Fund Code:</b> DDR-DISTRICT DEDICATED REVENUE	\$93,583							\$93,583
DIH-STATE IN-HOUSE PRODUCT SUPPORT	\$38,971							\$38,971
DS-STATE PRIMARY HIGHWAYS & PTO	\$389,409							\$389,409
<b>Phase: RIGHT OF WAY Totals</b>	<b>\$521,963</b>							<b>\$521,963</b>

<b>ENVIRONMENTAL / MANAGED BY FDOT</b>								
<b>Fund Code:</b> DS-STATE PRIMARY HIGHWAYS & PTO	\$62,715							\$62,715
<b>Item: 257165 1 Totals</b>	<b>\$11,402,612</b>	<b>\$1,635,000</b>				<b>\$2,100,000</b>		<b>\$15,137,612</b>

**Item Number:** 257165 4    **Project Description:** US 41 (SR 45) FROM S OF WITHLACOOCHEE TRAIL BR TO N OF N SPORTSMAN PT  
**District:** 07    **County:** CITRUS  
**Extra Description:** 2 TO 4 LANES  
**L RTP 2045 Reference:** Goal 3, Objective 4 & 7

**Type of Work:** ADD LANES & RECONSTRUCT  
**Project Length:** 1.194MI

Phase / Responsible Agency	Fiscal Year							All Years
	<2025	2025	2026	2027	2028	2029	>2029	
<b>RIGHT OF WAY / MANAGED BY FDOT</b>								
<b>Fund Code:</b> ACCM-ADVANCE CONSTRUCTION (CM)	\$240,873							\$240,873
ACSM-STBG AREA POP. W/ 5K TO 49,999	\$610,758							\$610,758
CM-CONGESTION MITIGATION - AQ	\$670,723							\$670,723
DDR-DISTRICT DEDICATED REVENUE	\$490,185	\$3,353,954						\$3,844,139
DIH-STATE IN-HOUSE PRODUCT SUPPORT	\$189,733							\$189,733
DS-STATE PRIMARY HIGHWAYS & PTO	\$1,680,338							\$1,680,338
SM-STBG AREA POP. W/ 5K TO 49,999	\$1,024,103	\$785,667						\$1,809,770
SN-STP, MANDATORY NON-URBAN <= 5K	\$1,521,383	\$928,528						\$2,449,911
<b>Phase: RIGHT OF WAY Totals</b>	<b>\$6,428,096</b>	<b>\$5,068,149</b>						<b>\$11,496,245</b>

**APPENDIX E: FIVE-YEAR FUNDED PROJECTS  
HIGHWAYS**

**TIP FISCAL YEARS 2025-2029  
HERNANDO/CITRUS MPO**

Item Number: 257165 4 (Continued from Prior Page)

CONSTRUCTION / MANAGED BY FDOT									
Fund Code:	ACPR-AC - PROTECT GRANT PGM				\$4,629,202				\$4,629,202
	CARB-CARBON REDUCTION GRANT PGM				\$1,477,955				\$1,477,955
	CARN-CARB FOR RURAL AREAS < 5K				\$326,601				\$326,601
	CM-CONGESTION MITIGATION - AQ				\$1,813,696				\$1,813,696
	DDR-DISTRICT DEDICATED REVENUE				\$13,187,108				\$13,187,108
	DIH-STATE IN-HOUSE PRODUCT SUPPORT				\$366,248				\$366,248
	DS-STATE PRIMARY HIGHWAYS & PTO	\$28,799							\$28,799
	SN-STP, MANDATORY NON-URBAN <= 5K				\$2,659,334				\$2,659,334
	TALL-TRANSPORTATION ALTS- <200K				\$384,231				\$384,231
	TALT-TRANSPORTATION ALTS- ANY AREA				\$2,423,026				\$2,423,026
	<b>Phase: CONSTRUCTION Totals</b>	<b>\$28,799</b>			<b>\$27,267,401</b>				<b>\$27,296,200</b>
	<b>Item: 257165 4 Totals</b>	<b>\$6,456,895</b>	<b>\$5,068,149</b>		<b>\$27,267,401</b>				<b>\$38,792,445</b>

Item Number: 257165 5    Project Description: US 41(SR 45) FROM N OF SPORTSMAN POINT TO N OF E ARLINGTON ST  
 District: 07    County: CITRUS    Type of Work: ADD LANES & RECONSTRUCT  
 Extra Description: RECONSTRUCT FROM 2 TO 4 LANES WITH BIKE LANES & SIDEWALK    Project Length: 0.804MI  
 LRTP 2045 Reference: Goal 3, Objective 4 & 7

Phase / Responsible Agency	Fiscal Year							
	<2025	2025	2026	2027	2028	2029	>2029	All Years
<b>RIGHT OF WAY / MANAGED BY FDOT</b>								
Fund Code:	CARN-CARB FOR RURAL AREAS < 5K	\$779,352	\$314,742					\$1,094,094
	CM-CONGESTION MITIGATION - AQ	\$21,469	\$29,036					\$50,505
	DDR-DISTRICT DEDICATED REVENUE	\$20,000	\$191,525					\$211,525
	SM-STBG AREA POP. W/ 5K TO 49,999			\$153,343				\$153,343
	SN-STP, MANDATORY NON-URBAN <= 5K	\$645,389	\$1,621,744					\$2,267,133
	<b>Phase: RIGHT OF WAY Totals</b>	<b>\$1,466,210</b>	<b>\$2,157,047</b>	<b>\$153,343</b>				<b>\$3,776,600</b>

CONSTRUCTION / MANAGED BY FDOT									
Fund Code:	CARB-CARBON REDUCTION GRANT PGM					\$2,142,180			\$2,142,180
	CARN-CARB FOR RURAL AREAS < 5K					\$326,434			\$326,434
	DDR-DISTRICT DEDICATED REVENUE					\$10,272,186			\$10,272,186
	DIH-STATE IN-HOUSE PRODUCT SUPPORT					\$127,753			\$127,753
	DS-STATE PRIMARY HIGHWAYS & PTO					\$2,045,089			\$2,045,089
	SN-STP, MANDATORY NON-URBAN <= 5K					\$2,657,969			\$2,657,969
	<b>Phase: CONSTRUCTION Totals</b>					<b>\$17,571,611</b>			<b>\$17,571,611</b>
	<b>Item: 257165 5 Totals</b>	<b>\$1,466,210</b>	<b>\$2,157,047</b>	<b>\$153,343</b>		<b>\$17,571,611</b>			<b>\$21,348,211</b>

**APPENDIX E: FIVE-YEAR FUNDED PROJECTS  
HIGHWAYS**

**TIP FISCAL YEARS 2025-2029  
HERNANDO/CITRUS MPO**

**Item Number:** 257165 6    **Project Description:** US 41(SR 45) FROM N OF E ARLINGTON STREET TO E LOUISIANA LANE  
**District:** 07    **County:** CITRUS    **Type of Work:** ADD LANES & RECONSTRUCT  
**Extra Description:** RECONSTRUCT FROM 2 TO 4 LANES WITH BIKE LANES & SIDEWALK    **Project Length:** 0.623MI  
**LRTP 2045 Reference:** Goal 3, Objective 4 & 7

Phase / Responsible Agency	Fiscal Year							All Years
	<2025	2025	2026	2027	2028	2029	>2029	
<b>RIGHT OF WAY / MANAGED BY FDOT</b>								
<b>Fund Code:</b> DDR-DISTRICT DEDICATED REVENUE				\$893,240				\$893,240
SN-STP, MANDATORY NON-URBAN <= 5K				\$2,611,862				\$2,611,862
<b>Phase: RIGHT OF WAY Totals</b>				<b>\$3,505,102</b>				<b>\$3,505,102</b>
<b>Item: 257165 6 Totals</b>				<b>\$3,505,102</b>				<b>\$3,505,102</b>
<b>Project Totals</b>	<b>\$19,325,717</b>	<b>\$8,860,196</b>	<b>\$27,420,744</b>	<b>\$3,505,102</b>	<b>\$17,571,611</b>	<b>\$2,100,000</b>		<b>\$78,783,370</b>

**Item Number:** 405822 5    **Project Description:** US 19 FROM W CARDINAL ST TO W GREEN ACRES ST    **\*SIS\***  
**District:** 07    **County:** CITRUS    **Type of Work:** ADD LANES & RECONSTRUCT  
**Extra Description:** 4 TO 6 LANES    **Project Length:** 2.045MI  
**LRTP 2045 Reference:** Goal 4, Objective 4 & 7

Phase / Responsible Agency	Fiscal Year							All Years
	<2025	2025	2026	2027	2028	2029	>2029	
<b>PRELIMINARY ENGINEERING / MANAGED BY FDOT</b>								
<b>Fund Code:</b> ACSA-ADVANCE CONSTRUCTION (SA)	\$5,000							\$5,000
DDR-DISTRICT DEDICATED REVENUE	\$507,297							\$507,297
DIH-STATE IN-HOUSE PRODUCT SUPPORT	\$16,096							\$16,096
DS-STATE PRIMARY HIGHWAYS & PTO	\$60,736							\$60,736
SA-STP, ANY AREA	\$1,770,457							\$1,770,457
<b>Phase: PRELIMINARY ENGINEERING Totals</b>	<b>\$2,359,586</b>							<b>\$2,359,586</b>
<b>Item: 405822 5 Totals</b>	<b>\$2,359,586</b>							<b>\$2,359,586</b>
<b>Project Totals</b>	<b>\$2,359,586</b>							<b>\$2,359,586</b>

**Item Number:** 437515 1    **Project Description:** US 19/US98/SR 55/N SUNCOAST BLVD FR NE 1ST ST TO S OF SNUG HARBOR    **\*SIS\***  
**District:** 07    **County:** CITRUS    **Type of Work:** RESURFACING  
**Extra Description:** 4 LANES    **Project Length:** 1.174MI  
**LRTP 2045 Reference:** Goal 4, Objective 1; Goal 6, Objective 1

Phase / Responsible Agency	Fiscal Year							All Years
	<2025	2025	2026	2027	2028	2029	>2029	
<b>PRELIMINARY ENGINEERING / MANAGED BY FDOT</b>								
<b>Fund Code:</b> DDR-DISTRICT DEDICATED REVENUE	\$11,345							\$11,345
DIH-STATE IN-HOUSE PRODUCT SUPPORT	\$21,173							\$21,173
DS-STATE PRIMARY HIGHWAYS & PTO	\$686,168							\$686,168
<b>Phase: PRELIMINARY ENGINEERING Totals</b>	<b>\$718,686</b>							<b>\$718,686</b>

<b>CONSTRUCTION / MANAGED BY FDOT</b>								
<b>Fund Code:</b> DDR-DISTRICT DEDICATED REVENUE			\$1,173,840					\$1,173,840
DIH-STATE IN-HOUSE PRODUCT SUPPORT			\$41,235					\$41,235
DS-STATE PRIMARY HIGHWAYS & PTO			\$326,447					\$326,447
SA-STP, ANY AREA			\$2,433,260					\$2,433,260
SM-STBG AREA POP. W/ 5K TO 49,999			\$661,369					\$661,369
<b>Phase: CONSTRUCTION Totals</b>			<b>\$4,636,151</b>					<b>\$4,636,151</b>
<b>Item: 437515 1 Totals</b>	<b>\$718,686</b>		<b>\$4,636,151</b>					<b>\$5,354,837</b>
<b>Project Totals</b>	<b>\$718,686</b>		<b>\$4,636,151</b>					<b>\$5,354,837</b>

**APPENDIX E: FIVE-YEAR FUNDED PROJECTS  
HIGHWAYS**

**TIP FISCAL YEARS 2025-2029  
HERNANDO/CITRUS MPO**

**Item Number:** 441105 1     **Project Description:** FOREST RIDGE BLVD FROM W LAKE BEVERLY DR TO W COLBERT CT  
**District:** 07     **County:** CITRUS     **Type of Work:** SIDEWALK  
**Extra Description:** CONSTRUCT 5' SIDEWALK - FOREST RIDGE ELEMENTARY - SRTS     **Project Length:** 0.750MI  
**LRTP 2045 Reference:** Goal 3, Objectives 2, 4 & 5

Phase / Responsible Agency	Fiscal Year							All Years
	<2025	2025	2026	2027	2028	2029	>2029	
<b>PRELIMINARY ENGINEERING / MANAGED BY FDOT</b>								
<b>Fund Code:</b> SR2T-SAFE ROUTES - TRANSFER	\$451,036							\$451,036
<b>CONSTRUCTION / MANAGED BY FDOT</b>								
<b>Fund Code:</b> ACSS-ADVANCE CONSTRUCTION (SS,HSP)			\$86,260					\$86,260
LF-LOCAL FUNDS			\$1,286,031					\$1,286,031
SR2T-SAFE ROUTES - TRANSFER			\$972,476					\$972,476
<b>Phase: CONSTRUCTION Totals</b>			<b>\$2,344,767</b>					<b>\$2,344,767</b>
<b>Item: 441105 1 Totals</b>	<b>\$451,036</b>		<b>\$2,344,767</b>					<b>\$2,795,803</b>
<b>Project Totals</b>	<b>\$451,036</b>		<b>\$2,344,767</b>					<b>\$2,795,803</b>

**Item Number:** 447928 1     **Project Description:** US 19/SR 55 FROM N OF NW 7TH AVE TO S OF WITHLACOOCHEE RIVER BRIDGE     \*SIS\*  
**District:** 07     **County:** CITRUS     **Type of Work:** RESURFACING  
**Extra Description:** 4 LANES     **Project Length:** 9.479MI  
**LRTP 2045 Reference:** Goal 4, Objective 1; Goal 6, Objective 1

Phase / Responsible Agency	Fiscal Year							All Years
	<2025	2025	2026	2027	2028	2029	>2029	
<b>PRELIMINARY ENGINEERING / MANAGED BY FDOT</b>								
<b>Fund Code:</b> DDR-DISTRICT DEDICATED REVENUE	\$2,306,636							\$2,306,636
DIH-STATE IN-HOUSE PRODUCT SUPPORT	\$14,320							\$14,320
DS-STATE PRIMARY HIGHWAYS & PTO	\$24,292							\$24,292
<b>Phase: PRELIMINARY ENGINEERING Totals</b>	<b>\$2,345,248</b>							<b>\$2,345,248</b>
<b>CONSTRUCTION / MANAGED BY FDOT</b>								
<b>Fund Code:</b> ACNR-AC NAT HWY PERFORM RESURFACING				\$7,032,378				\$7,032,378
DDR-DISTRICT DEDICATED REVENUE				\$17,645,986				\$17,645,986
DIH-STATE IN-HOUSE PRODUCT SUPPORT				\$109,300				\$109,300
DS-STATE PRIMARY HIGHWAYS & PTO	\$1,158							\$1,158
<b>Phase: CONSTRUCTION Totals</b>	<b>\$1,158</b>			<b>\$24,787,664</b>				<b>\$24,788,822</b>
<b>Item: 447928 1 Totals</b>	<b>\$2,346,406</b>			<b>\$24,787,664</b>				<b>\$27,134,070</b>
<b>Project Totals</b>	<b>\$2,346,406</b>			<b>\$24,787,664</b>				<b>\$27,134,070</b>

**APPENDIX E: FIVE-YEAR FUNDED PROJECTS  
HIGHWAYS**

**TIP FISCAL YEARS 2025-2029  
HERNANDO/CITRUS MPO**

**Item Number:** 448501 1     **Project Description:** E TURNER CAMP RD FROM E MATTHEW MEADOW CT TO ROAD TERMINI  
**District:** 07     **County:** CITRUS     **Type of Work:** RESURFACING  
**Extra Description:** 2 LANES     **Project Length:** 1.684MI  
**L RTP 2045 Reference:** Goal 4, Objective 1; Goal 6, Objective 1

Phase / Responsible Agency	Fiscal Year							All Years
	<2025	2025	2026	2027	2028	2029	>2029	
<b>CONSTRUCTION / MANAGED BY CITRUS COUNTY, FLORIDA</b>								
<b>Fund Code:</b> GRSC-GROWTH MANAGEMENT FOR SCOP		\$1,338,900						\$1,338,900
LF-LOCAL FUNDS		\$1,106,936						\$1,106,936
SCED-2012 SB1998-SMALL CO OUTREACH		\$256,410						\$256,410
SCOP-SMALL COUNTY OUTREACH PROGRAM		\$230,714						\$230,714
SCWR-2015 SB2514A-SMALL CO OUTREACH		\$245,490						\$245,490
<b>Phase: CONSTRUCTION Totals</b>		<b>\$3,178,450</b>						<b>\$3,178,450</b>
<b>Item: 448501 1 Totals</b>		<b>\$3,178,450</b>						<b>\$3,178,450</b>
<b>Project Totals</b>		<b>\$3,178,450</b>						<b>\$3,178,450</b>

**Item Number:** 448502 1     **Project Description:** W MUSTANG BLVD FROM W MESA VERDE DR TO CR 491  
**District:** 07     **County:** CITRUS     **Type of Work:** RESURFACING  
**Extra Description:** 2 LANES     **Project Length:** 0.643MI  
**L RTP 2045 Reference:** Goal 4, Objective 1; Goal 6, Objective 1

Phase / Responsible Agency	Fiscal Year							All Years
	<2025	2025	2026	2027	2028	2029	>2029	
<b>CONSTRUCTION / MANAGED BY CITRUS COUNTY, FLORIDA</b>								
<b>Fund Code:</b> GRSC-GROWTH MANAGEMENT FOR SCOP			\$486,130					\$486,130
LF-LOCAL FUNDS			\$226,860					\$226,860
<b>Phase: CONSTRUCTION Totals</b>			<b>\$712,990</b>					<b>\$712,990</b>
<b>Item: 448502 1 Totals</b>			<b>\$712,990</b>					<b>\$712,990</b>
<b>Project Totals</b>			<b>\$712,990</b>					<b>\$712,990</b>

**Item Number:** 449062 1     **Project Description:** S APOPKA AVE FROM E ANNA JO DR TO US 41  
**District:** 07     **County:** CITRUS     **Type of Work:** RESURFACING  
**Extra Description:** 2 LANES     **Project Length:** 3.573MI  
**L RTP 2045 Reference:** Goal 4, Objective 1; Goal 6, Objective 1

Phase / Responsible Agency	Fiscal Year							All Years
	<2025	2025	2026	2027	2028	2029	>2029	
<b>CONSTRUCTION / RESPONSIBLE AGENCY NOT AVAILABLE</b>								
<b>Fund Code:</b> GRSC-GROWTH MANAGEMENT FOR SCOP			\$462,327					\$462,327
LF-LOCAL FUNDS			\$407,568					\$407,568
SCED-2012 SB1998-SMALL CO OUTREACH			\$256,410					\$256,410
SCOP-SMALL COUNTY OUTREACH PROGRAM			\$247,117					\$247,117
SCWR-2015 SB2514A-SMALL CO OUTREACH			\$256,848					\$256,848
<b>Phase: CONSTRUCTION Totals</b>			<b>\$1,630,270</b>					<b>\$1,630,270</b>
<b>Item: 449062 1 Totals</b>			<b>\$1,630,270</b>					<b>\$1,630,270</b>
<b>Project Totals</b>			<b>\$1,630,270</b>					<b>\$1,630,270</b>

**APPENDIX E: FIVE-YEAR FUNDED PROJECTS  
HIGHWAYS**

**TIP FISCAL YEARS 2025-2029  
HERNANDO/CITRUS MPO**

**Item Number:** 450545 1    **Project Description:** US 41/SR 45 FROM SOUTH OF SR 44 TO NORTH OF SR 44    **\*SIS\***  
**District:** 07    **County:** CITRUS    **Type of Work:** RESURFACING  
**Extra Description:** REPLACE ASPHALT WITH CONCRETE AT INTERSECTION-6 LANES    **Project Length:** 0.190MI  
**L RTP 2045 Reference:** Goal 4, Objectives 2, 8 & 9; Goal 6, Objective 2, 8 & 9

Phase / Responsible Agency	Fiscal Year							All Years
	<2025	2025	2026	2027	2028	2029	>2029	
<b>PRELIMINARY ENGINEERING / MANAGED BY FDOT</b>								
<b>Fund Code:</b> DDR-DISTRICT DEDICATED REVENUE			\$662,023					\$662,023
DIH-STATE IN-HOUSE PRODUCT SUPPORT			\$1,000					\$1,000
<b>Phase: PRELIMINARY ENGINEERING Totals</b>			<b>\$663,023</b>					<b>\$663,023</b>
<b>CONSTRUCTION / MANAGED BY FDOT</b>								
<b>Fund Code:</b> ACNP-ADVANCE CONSTRUCTION NHPP					\$4,633,319			\$4,633,319
DDR-DISTRICT DEDICATED REVENUE					\$511,540			\$511,540
DIH-STATE IN-HOUSE PRODUCT SUPPORT					\$77,173			\$77,173
SA-STP, ANY AREA					\$643,108			\$643,108
<b>Phase: CONSTRUCTION Totals</b>					<b>\$5,865,140</b>			<b>\$5,865,140</b>
<b>Item: 450545 1 Totals</b>			<b>\$663,023</b>		<b>\$5,865,140</b>			<b>\$6,528,163</b>
<b>Project Totals</b>			<b>\$663,023</b>		<b>\$5,865,140</b>			<b>\$6,528,163</b>

**Item Number:** 450593 1    **Project Description:** CR 470 FROM N AOPKA AVE TO SR 44  
**District:** 07    **County:** CITRUS    **Type of Work:** RESURFACING  
**Extra Description:** MILLING AND RESURFACING    **Project Length:** 4.925MI  
**L RTP 2045 Reference:** Goal 4, Objectives 2, 8 & 9; Goal 6, Objective 2, 8 & 9

Phase / Responsible Agency	Fiscal Year							All Years
	<2025	2025	2026	2027	2028	2029	>2029	
<b>CONSTRUCTION / RESPONSIBLE AGENCY NOT AVAILABLE</b>								
<b>Fund Code:</b> GRSC-GROWTH MANAGEMENT FOR SCOP				\$966,026				\$966,026
LFP-LOCAL FUNDS FOR PARTICIPATING				\$1,289,872				\$1,289,872
SCED-2012 SB1998-SMALL CO OUTREACH				\$256,410				\$256,410
SCOP-SMALL COUNTY OUTREACH PROGRAM				\$256,923				\$256,923
SCWR-2015 SB2514A-SMALL CO OUTREACH				\$330,769				\$330,769
<b>Phase: CONSTRUCTION Totals</b>				<b>\$3,100,000</b>				<b>\$3,100,000</b>
<b>Item: 450593 1 Totals</b>				<b>\$3,100,000</b>				<b>\$3,100,000</b>
<b>Project Totals</b>				<b>\$3,100,000</b>				<b>\$3,100,000</b>

**Item Number:** 450972 1    **Project Description:** CITRUS COUNTY SIDEWALK GAPS - VARIOUS LOCATIONS  
**District:** 07    **County:** CITRUS    **Type of Work:** SIDEWALK  
**L RTP 2045 Reference:** Goal 2, Objective 1; Goal 3, Objective 1    **Project Length:** 0.000

Phase / Responsible Agency	Fiscal Year							All Years
	<2025	2025	2026	2027	2028	2029	>2029	
<b>CONSTRUCTION / MANAGED BY FDOT</b>								
<b>Fund Code:</b> CARL-CARB FOR URB. LESS THAN 200K				\$186,527				\$186,527
CARN-CARB FOR RURAL AREAS < 5K				\$320,771				\$320,771
DIH-STATE IN-HOUSE PRODUCT SUPPORT				\$63,010				\$63,010
<b>Phase: CONSTRUCTION Totals</b>				<b>\$570,308</b>				<b>\$570,308</b>
<b>Item: 450972 1 Totals</b>				<b>\$570,308</b>				<b>\$570,308</b>



**APPENDIX E: FIVE-YEAR FUNDED PROJECTS  
HIGHWAYS**

**TIP FISCAL YEARS 2025-2029  
HERNANDO/CITRUS MPO**

**Item Number:** 450972 2     **Project Description:** CITRUS COUNTY SIDEWALK GAPS - VARIOUS LOCATIONS - PHASE II  
**District:** 07     **County:** CITRUS     **Type of Work:** SIDEWALK  
**LRTP 2045 Reference:** Goal 1, Objective 1; Goal 6, Objective 1 & 4     **Project Length:** 0.000

Phase / Responsible Agency	Fiscal Year							All Years
	<2025	2025	2026	2027	2028	2029	>2029	
<b>CONSTRUCTION / MANAGED BY FDOT</b>								
<b>Fund Code:</b> CARL-CARB FOR URB. LESS THAN 200K					\$186,527			\$186,527
DIH-STATE IN-HOUSE PRODUCT SUPPORT					\$2,723			\$2,723
<b>Phase: CONSTRUCTION Totals</b>					\$189,250			\$189,250
<b>Item: 450972 2 Totals</b>					\$189,250			\$189,250

**Item Number:** 450972 3     **Project Description:** CITRUS COUNTY SIDEWALK GAPS - VARIOUS LOCATIONS - PHASE III  
**District:** 07     **County:** CITRUS     **Type of Work:** SII **Project Length:** 0.000  
**LRTP 2045 Reference:** Goal 1, Objective 1; Goal 6, Objective 1 & 4

Phase / Responsible Agency	Fiscal Year							All Years
	<2025	2025	2026	2027	2028	2029	>2029	
<b>CONSTRUCTION / MANAGED BY FDOT</b>								
<b>Fund Code:</b> CARL-CARB FOR URB. LESS THAN 200K						\$192,645		\$192,645
DDR-DISTRICT DEDICATED REVENUE						\$907,355		\$907,355
DIH-STATE IN-HOUSE PRODUCT SUPPORT						\$2,812		\$2,812
<b>Phase: CONSTRUCTION Totals</b>						\$1,102,812		\$1,102,812
<b>Item: 450972 3 Totals</b>						\$1,102,812		\$1,102,812
<b>Project Totals</b>				\$570,308	\$189,250	\$1,102,812		\$1,862,370

**Item Number:** 453057 1     **Project Description:** W DUNKLIN ST FROM CR 495 TO N CITRUS SPRINGS BLVD  
**District:** 07     **County:** CITRUS     **Type of Work:** RESURFACING  
**LRTP 2045 Reference:** Goal 2, Objectives 2 and 4     **Project Length:** 4.089MI

Phase / Responsible Agency	Fiscal Year							All Years
	<2025	2025	2026	2027	2028	2029	>2029	
<b>CONSTRUCTION / RESPONSIBLE AGENCY NOT AVAILABLE</b>								
<b>Fund Code:</b> GRSC-GROWTH MANAGEMENT FOR SCOP						\$966,026		\$966,026
LF-LOCAL FUNDS						\$1,499,358		\$1,499,358
SCED-2012 SB1998-SMALL CO OUTREACH						\$256,410		\$256,410
SCOP-SMALL COUNTY OUTREACH PROGRAM						\$258,462		\$258,462
SCWR-2015 SB2514A-SMALL CO OUTREACH						\$319,744		\$319,744
<b>Phase: CONSTRUCTION Totals</b>						\$3,300,000		\$3,300,000
<b>Item: 453057 1 Totals</b>						\$3,300,000		\$3,300,000
<b>Project Totals</b>						\$3,300,000		\$3,300,000

**APPENDIX E: FIVE-YEAR FUNDED PROJECTS  
HIGHWAYS**

**TIP FISCAL YEARS 2025-2029  
HERNANDO/CITRUS MPO**

**Item Number:** 416735 1    **Project Description:** SR 50/CORTEZ BLVD FROM W OF BUCK HOPE RD TO W OF JEFFERSON STREET    **\*SIS\***  
**District:** 07    **County:** HERNANDO    **Type of Work:** ADD LANES & REHABILITATE PVMNT  
**Extra Description:** 4 TO 6 LANES    **Project Length:** 2.557MI  
**LRTP 2045 Reference:** Goals 1, 2, 3, 6 Obj 2

Phase / Responsible Agency	Fiscal Year							
	<2025	2025	2026	2027	2028	2029	>2029	All Years
<b>PRELIMINARY ENGINEERING / MANAGED BY FDOT</b>								
<b>Fund Code:</b> ACNP-ADVANCE CONSTRUCTION NHPP	\$340,000							\$340,000
ACSA-ADVANCE CONSTRUCTION (SA)	\$7,193							\$7,193
DDR-DISTRICT DEDICATED REVENUE	\$94,726							\$94,726
DEM-ENVIRONMENTAL MITIGATION	\$931							\$931
DIH-STATE IN-HOUSE PRODUCT SUPPORT	\$140,447							\$140,447
DS-STATE PRIMARY HIGHWAYS & PTO	\$222,564							\$222,564
NHPP-IM, BRDG REPL, NATNL HWY-MAP21	\$1,700,768							\$1,700,768
SA-STP, ANY AREA	\$515,988							\$515,988
SL-STP, AREAS <= 200K	\$1,969,129							\$1,969,129
<b>Phase: PRELIMINARY ENGINEERING Totals</b>	<b>\$4,991,746</b>							<b>\$4,991,746</b>
<b>RIGHT OF WAY / MANAGED BY FDOT</b>								
<b>Fund Code:</b> DDR-DISTRICT DEDICATED REVENUE	\$20							\$20
DIH-STATE IN-HOUSE PRODUCT SUPPORT	\$20,000							\$20,000
<b>Phase: RIGHT OF WAY Totals</b>	<b>\$20,020</b>							<b>\$20,020</b>
<b>RAILROAD &amp; UTILITIES / MANAGED BY FDOT</b>								
<b>Fund Code:</b> DDR-DISTRICT DEDICATED REVENUE	\$30,000							\$30,000
<b>CONSTRUCTION / MANAGED BY FDOT</b>								
<b>Fund Code:</b> ACNP-ADVANCE CONSTRUCTION NHPP			\$58,863,872					\$58,863,872
DS-STATE PRIMARY HIGHWAYS & PTO	\$34,650							\$34,650
<b>Phase: CONSTRUCTION Totals</b>	<b>\$34,650</b>		<b>\$58,863,872</b>					<b>\$58,898,522</b>
<b>ENVIRONMENTAL / MANAGED BY FDOT</b>								
<b>Fund Code:</b> DDR-DISTRICT DEDICATED REVENUE	\$133,188							\$133,188
DS-STATE PRIMARY HIGHWAYS & PTO	\$14,187							\$14,187
<b>Phase: ENVIRONMENTAL Totals</b>	<b>\$147,375</b>							<b>\$147,375</b>
<b>Item: 416735 1 Totals</b>	<b>\$5,223,791</b>		<b>\$58,863,872</b>					<b>\$64,087,663</b>
<b>Project Totals</b>	<b>\$5,223,791</b>		<b>\$58,863,872</b>					<b>\$64,087,663</b>

**Item Number:** 436733 1    **Project Description:** US 98 /SR 700/PONCE DE LEON BLVD FROM N OF CR 491 TO N OF LANDFILL RD  
**District:** 07    **County:** HERNANDO    **Type of Work:** RESURFACING  
**Extra Description:** 2 LANES    **Project Length:** 2.382MI  
**LRTP 2045 Reference:** Goal 4, Objective 1; Goal 6, Objective 1

Phase / Responsible Agency	Fiscal Year							
	<2025	2025	2026	2027	2028	2029	>2029	All Years
<b>PRELIMINARY ENGINEERING / MANAGED BY FDOT</b>								
<b>Fund Code:</b> DDR-DISTRICT DEDICATED REVENUE	\$117,262							\$117,262
DIH-STATE IN-HOUSE PRODUCT SUPPORT	\$204,664							\$204,664
DS-STATE PRIMARY HIGHWAYS & PTO	\$12,590							\$12,590
<b>Phase: PRELIMINARY ENGINEERING Totals</b>	<b>\$334,516</b>							<b>\$334,516</b>

**APPENDIX E: FIVE-YEAR FUNDED PROJECTS  
HIGHWAYS**

**TIP FISCAL YEARS 2025-2029  
HERNANDO/CITRUS MPO**

**CONSTRUCTION / MANAGED BY FDOT (Continued from Prior Page)**

<b>Fund Code:</b> DDR-DISTRICT DEDICATED REVENUE		\$3,123,492						\$3,123,492
DIH-STATE IN-HOUSE PRODUCT SUPPORT		\$45,177						\$45,177
DS-STATE PRIMARY HIGHWAYS & PTO	\$211							\$211
<b>Phase: CONSTRUCTION Totals</b>	<b>\$211</b>	<b>\$3,168,669</b>						<b>\$3,168,880</b>
<b>Item: 436733 1 Totals</b>	<b>\$334,727</b>	<b>\$3,168,669</b>						<b>\$3,503,396</b>
<b>Project Totals</b>	<b>\$334,727</b>	<b>\$3,168,669</b>						<b>\$3,503,396</b>

**Item Number:** 441935 1 **Project Description:** US 19/SR 55 FROM PASCO COUNTY LINE TO CITRUS COUNTY LINE **\*SIS\***  
**District:** 07 **County:** HERNANDO **Type of Work:** ATMS - ARTERIAL TRAFFIC MGMT  
**Extra Description:** ADD CAMERAS, TRAVEL TIME READERS, FIBER, DETECTORS SIGNAL CONTROLLER UPGRADES ALONG ENTIRE CORRIDOR  
**LRTP 2045 Reference:** Goal 1, Obj 1, 3, 4; Goal 2, Obj 3; Goal 3, Obj 1; Goal 6, Obj 1 **Project Length:** 19.514MI

Phase / Responsible Agency	Fiscal Year							All Years
	<2025	2025	2026	2027	2028	2029	>2029	
<b>PRELIMINARY ENGINEERING / MANAGED BY FDOT</b>								
<b>Fund Code:</b> DDR-DISTRICT DEDICATED REVENUE						\$486,441		\$486,441
DIH-STATE IN-HOUSE PRODUCT SUPPORT						\$1,000		\$1,000
<b>Phase: PRELIMINARY ENGINEERING Totals</b>						<b>\$487,441</b>		<b>\$487,441</b>
<b>Item: 441935 1 Totals</b>						<b>\$487,441</b>		<b>\$487,441</b>
<b>Project Totals</b>						<b>\$487,441</b>		<b>\$487,441</b>

**Item Number:** 447237 1 **Project Description:** US 98/SR 50 AT MONDON HILL RD **\*SIS\***  
**District:** 07 **County:** HERNANDO **Type of Work:** RESURFACING  
**Extra Description:** 2 LANES **Project Length:** 0.280MI  
**LRTP 2045 Reference:** Goal 1; Obj 1-3, Goal 4, Objective 3; Goal 6, Objective 1

Phase / Responsible Agency	Fiscal Year							All Years
	<2025	2025	2026	2027	2028	2029	>2029	
<b>PRELIMINARY ENGINEERING / MANAGED BY FDOT</b>								
<b>Fund Code:</b> DDR-DISTRICT DEDICATED REVENUE	\$57,285							\$57,285
DIH-STATE IN-HOUSE PRODUCT SUPPORT	\$10,242							\$10,242
DS-STATE PRIMARY HIGHWAYS & PTO	\$33,169							\$33,169
SL-STP, AREAS <= 200K	\$580,222							\$580,222
<b>Phase: PRELIMINARY ENGINEERING Totals</b>	<b>\$680,918</b>							<b>\$680,918</b>

**CONSTRUCTION / MANAGED BY FDOT**

<b>Fund Code:</b> ACNP-ADVANCE CONSTRUCTION NHPP		\$2,134,079					\$2,134,079
ACNR-AC NAT HWY PERFORM RESURFACING		\$1,459,282					\$1,459,282
DIH-STATE IN-HOUSE PRODUCT SUPPORT		\$58,212					\$58,212
SA-STP, ANY AREA		\$388,083					\$388,083
<b>Phase: CONSTRUCTION Totals</b>		<b>\$4,039,656</b>					<b>\$4,039,656</b>
<b>Item: 447237 1 Totals</b>	<b>\$680,918</b>	<b>\$4,039,656</b>					<b>\$4,720,574</b>
<b>Project Totals</b>	<b>\$680,918</b>	<b>\$4,039,656</b>					<b>\$4,720,574</b>

**APPENDIX E: FIVE-YEAR FUNDED PROJECTS  
HIGHWAYS**

**TIP FISCAL YEARS 2025-2029  
HERNANDO/CITRUS MPO**

**Item Number:** 447536 3     **Project Description:** US 301 FROM PASCO COUNTY LINE TO SR 50/CORTEZ BLVD  
**District:** 07     **County:** HERNANDO     **Type of Work:** ADD LANES & RECONSTRUCT  
**Extra Description:** 2 TO 4 LANES     **Project Length:** 2.082MI  
**L RTP 2045 Reference:** Goal 2, Obj 1, Goal 3, Objectives 1-3

Phase / Responsible Agency	Fiscal Year							All Years
	<2025	2025	2026	2027	2028	2029	>2029	
<b>PRELIMINARY ENGINEERING / MANAGED BY FDOT</b>								
<b>Fund Code:</b> ARPA-AMERICAN RESCUE PLAN ACT	\$799,660							\$799,660
DDR-DISTRICT DEDICATED REVENUE	\$794,586							\$794,586
DIH-STATE IN-HOUSE PRODUCT SUPPORT	\$122,111							\$122,111
DS-STATE PRIMARY HIGHWAYS & PTO	\$84,432							\$84,432
GFGA-GF STPBG ANY AREA	\$365,992							\$365,992
LF-LOCAL FUNDS	\$146,007							\$146,007
<b>Phase: PRELIMINARY ENGINEERING Totals</b>	<b>\$2,312,788</b>							<b>\$2,312,788</b>
<b>RIGHT OF WAY / MANAGED BY FDOT</b>								
<b>Fund Code:</b> ARPA-AMERICAN RESCUE PLAN ACT	\$3,670,285							\$3,670,285
DIH-STATE IN-HOUSE PRODUCT SUPPORT	\$162,973							\$162,973
DS-STATE PRIMARY HIGHWAYS & PTO	\$31,558							\$31,558
<b>Phase: RIGHT OF WAY Totals</b>	<b>\$3,864,816</b>							<b>\$3,864,816</b>
<b>RAILROAD &amp; UTILITIES / MANAGED BY FDOT</b>								
<b>Fund Code:</b> LF-LOCAL FUNDS	\$3,282,482							\$3,282,482
<b>DESIGN BUILD / MANAGED BY FDOT</b>								
<b>Fund Code:</b> ARTW-ARTERIAL WIDENING PROGRAM		\$5,267,171						\$5,267,171
DIH-STATE IN-HOUSE PRODUCT SUPPORT		\$452,760						\$452,760
SIB1-STATE INFRASTRUCTURE BANK	\$54,108,744							\$54,108,744
<b>Phase: DESIGN BUILD Totals</b>	<b>\$54,108,744</b>	<b>\$5,719,931</b>						<b>\$59,828,675</b>
<b>REPAYMENTS / MANAGED BY FDOT</b>								
<b>Fund Code:</b> ART-ARTERIAL HIGHWAYS PROGRAMS		\$50,742,862						\$50,742,862
ARTW-ARTERIAL WIDENING PROGRAM		\$3,365,882						\$3,365,882
<b>Phase: REPAYMENTS Totals</b>								
<b>Item: 447536 3 Totals</b>	<b>\$63,568,830</b>	<b>\$5,719,931</b>						<b>\$69,288,761</b>
<b>Project Totals</b>	<b>\$63,568,830</b>	<b>\$5,719,931</b>						<b>\$69,288,761</b>

**Item Number:** 447935 1     **Project Description:** US 41/SR 45 FROM SOUTH OF COUNTY LINE ROAD TO SOUTH OF POWELL ROAD  
**District:** 07     **County:** HERNANDO     **Type of Work:** RESURFACING  
**Extra Description:** 4 LANES     **Project Length:** 4.304MI  
**L RTP 2045 Reference:** Goal 4, Objective 1; Goal 6, Objective 1

Phase / Responsible Agency	Fiscal Year							All Years
	<2025	2025	2026	2027	2028	2029	>2029	
<b>PRELIMINARY ENGINEERING / MANAGED BY FDOT</b>								
<b>Fund Code:</b> ACSL-ADVANCE CONSTRUCTION (SL)	\$332,936							\$332,936
DDR-DISTRICT DEDICATED REVENUE	\$7,407							\$7,407
DIH-STATE IN-HOUSE PRODUCT SUPPORT	\$15,900							\$15,900
DS-STATE PRIMARY HIGHWAYS & PTO	\$5,876							\$5,876
SA-STP, ANY AREA	\$946,410							\$946,410
<b>Phase: PRELIMINARY ENGINEERING Totals</b>	<b>\$1,308,529</b>							<b>\$1,308,529</b>

**APPENDIX E: FIVE-YEAR FUNDED PROJECTS  
HIGHWAYS**

**TIP FISCAL YEARS 2025-2029  
HERNANDO/CITRUS MPO**

**CONSTRUCTION / MANAGED BY FDOT (Continued from Prior Page)**

<b>Fund Code:</b> DDR-DISTRICT DEDICATED REVENUE			\$3,205,833						\$3,205,833
DIH-STATE IN-HOUSE PRODUCT SUPPORT			\$138,393						\$138,393
DS-STATE PRIMARY HIGHWAYS & PTO	\$527								\$527
SA-STP, ANY AREA			\$2,960,389						\$2,960,389
SL-STP, AREAS <= 200K			\$3,275,521						\$3,275,521
<b>Phase: CONSTRUCTION Totals</b>	<b>\$527</b>		<b>\$9,580,136</b>						<b>\$9,580,663</b>
<b>Item: 447935 1 Totals</b>	<b>\$1,309,056</b>		<b>\$9,580,136</b>						<b>\$10,889,192</b>
<b>Project Totals</b>	<b>\$1,309,056</b>		<b>\$9,580,136</b>						<b>\$10,889,192</b>

**Item Number:** 447948 1 **Project Description:** SR 50 FROM MONDON HILL RD TO S OF JASMINE DR **\*SIS\***  
**District:** 07 **County:** HERNANDO **Type of Work:** RESURFACING  
**Extra Description:** 4 LANES **Project Length:** 4.147MI  
**L RTP 2045 Reference:** Goal 4, Objective 1; Goal 6, Objective 1

Phase / Responsible Agency	Fiscal Year							All Years
	<2025	2025	2026	2027	2028	2029	>2029	
<b>PRELIMINARY ENGINEERING / MANAGED BY FDOT</b>								
<b>Fund Code:</b> ACSA-ADVANCE CONSTRUCTION (SA)		\$21,937						\$21,937
DDR-DISTRICT DEDICATED REVENUE		\$2,459						\$2,459
DIH-STATE IN-HOUSE PRODUCT SUPPORT		\$5,263						\$5,263
DS-STATE PRIMARY HIGHWAYS & PTO		\$21,375						\$21,375
SA-STP, ANY AREA		\$1,044,886						\$1,044,886
<b>Phase: PRELIMINARY ENGINEERING Totals</b>		<b>\$1,095,920</b>						<b>\$1,095,920</b>

**CONSTRUCTION / MANAGED BY FDOT**

<b>Fund Code:</b> ACNR-AC NAT HWY PERFORM RESURFACING		\$9,011,925						\$9,011,925
DDR-DISTRICT DEDICATED REVENUE		\$1,170,380						\$1,170,380
DIH-STATE IN-HOUSE PRODUCT SUPPORT		\$189,864						\$189,864
DS-STATE PRIMARY HIGHWAYS & PTO	\$25,940							\$25,940
<b>Phase: CONSTRUCTION Totals</b>	<b>\$25,940</b>	<b>\$10,372,169</b>						<b>\$10,398,109</b>
<b>Item: 447948 1 Totals</b>	<b>\$1,121,860</b>	<b>\$10,372,169</b>						<b>\$11,494,029</b>
<b>Project Totals</b>	<b>\$1,121,860</b>	<b>\$10,372,169</b>						<b>\$11,494,029</b>

**Item Number:** 449059 1 **Project Description:** CR 581/EMERSON RD FROM POWELL RD TO SR 50/CORTEZ BLVD  
**District:** 07 **County:** HERNANDO **Type of Work:** RESURFACING  
**Extra Description:** RESURFACING AND SHOULDER IMPROVEMENTS **Project Length:** 2.903MI  
**L RTP 2045 Reference:** Goal 4, Objective 1; Goal 6, Objective 1

Phase / Responsible Agency	Fiscal Year							All Years
	<2025	2025	2026	2027	2028	2029	>2029	
<b>PRELIMINARY ENGINEERING / MANAGED BY HERNANDO COUNTY BOCC</b>								
<b>Fund Code:</b> LF-LOCAL FUNDS		\$100,000						\$100,000

**CONSTRUCTION / MANAGED BY HERNANDO COUNTY BOCC**

<b>Fund Code:</b> LF-LOCAL FUNDS	\$250,000							\$250,000
SCWR-2015 SB2514A-SMALL CO OUTREACH	\$1,050,000							\$1,050,000
<b>Phase: CONSTRUCTION Totals</b>	<b>\$1,300,000</b>							<b>\$1,300,000</b>
<b>Item: 449059 1 Totals</b>	<b>\$1,300,000</b>	<b>\$100,000</b>						<b>\$1,400,000</b>
<b>Project Totals</b>	<b>\$1,300,000</b>	<b>\$100,000</b>						<b>\$1,400,000</b>

**APPENDIX E: FIVE-YEAR FUNDED PROJECTS  
HIGHWAYS**

**TIP FISCAL YEARS 2025-2029  
HERNANDO/CITRUS MPO**

**Item Number:** 449157 1     **Project Description:** US 41/SR 45/BROAD ST FROM N OF JEFFERSON ST TO S OF TURKEY TROT LN  
**District:** 07     **County:** HERNANDO     **Type of Work:** RESURFACING  
**Extra Description:** MILLING AND RESURFACING     **Project Length:** 4.034MI  
**LRTP 2045 Reference:** Goal 2, Objectives 1-4

Phase / Responsible Agency	Fiscal Year							All Years
	<2025	2025	2026	2027	2028	2029	>2029	
<b>PRELIMINARY ENGINEERING / MANAGED BY FDOT</b>								
<b>Fund Code:</b> DDR-DISTRICT DEDICATED REVENUE	\$3,391	\$1,053,001						\$1,056,392
DIH-STATE IN-HOUSE PRODUCT SUPPORT	\$1,500	\$1,000						\$2,500
DS-STATE PRIMARY HIGHWAYS & PTO	\$2,025							\$2,025
<b>Phase: PRELIMINARY ENGINEERING Totals</b>	<b>\$6,916</b>	<b>\$1,054,001</b>						<b>\$1,060,917</b>

<b>CONSTRUCTION / MANAGED BY FDOT</b>								
<b>Fund Code:</b> DDR-DISTRICT DEDICATED REVENUE				\$5,331,279				\$5,331,279
DIH-STATE IN-HOUSE PRODUCT SUPPORT				\$71,083				\$71,083
<b>Phase: CONSTRUCTION Totals</b>				<b>\$5,402,362</b>				<b>\$5,402,362</b>
<b>Item: 449157 1 Totals</b>	<b>\$6,916</b>	<b>\$1,054,001</b>		<b>\$5,402,362</b>				<b>\$6,463,279</b>

**Item Number:** 451056 1     **Project Description:** US 98/SR 50A/E JEFFERSON ST FM W OF CORTEZ BLVD TO PONCE DE LEON BLVD  
**District:** 07     **County:** HERNANDO     **Type of Work:** RESURFACING  
**LRTP 2045 Reference:** Goal 1, Obj 1-3; Goal 2, Obj 1-4     **Project Length:** 2.393MI

Phase / Responsible Agency	Fiscal Year							All Years
	<2025	2025	2026	2027	2028	2029	>2029	
<b>PRELIMINARY ENGINEERING / MANAGED BY FDOT</b>								
<b>Fund Code:</b> DDR-DISTRICT DEDICATED REVENUE	\$1,020	\$811,178						\$812,198
DIH-STATE IN-HOUSE PRODUCT SUPPORT	\$2,000	\$10,000						\$12,000
DS-STATE PRIMARY HIGHWAYS & PTO	\$1,881							\$1,881
<b>Phase: PRELIMINARY ENGINEERING Totals</b>	<b>\$4,901</b>	<b>\$821,178</b>						<b>\$826,079</b>

<b>CONSTRUCTION / MANAGED BY FDOT</b>								
<b>Fund Code:</b> DDR-DISTRICT DEDICATED REVENUE				\$4,046,331				\$4,046,331
DIH-STATE IN-HOUSE PRODUCT SUPPORT				\$53,952				\$53,952
<b>Phase: CONSTRUCTION Totals</b>				<b>\$4,100,283</b>				<b>\$4,100,283</b>
<b>Item: 451056 1 Totals</b>	<b>\$4,901</b>	<b>\$821,178</b>		<b>\$4,100,283</b>				<b>\$4,926,362</b>

**Item Number:** 452924 1     **Project Description:** US 98/US 41/SR 700/SR 50A FROM NORTH BROAD ST TO EAST OF JEFFERSON ST  
**District:** 07     **County:** HERNANDO     **Type of Work:** INTERSECTION IMPROVEMENT  
**Extra Description:** INTERSECTION IMPROVEMENTS     **Project Length:** 0.154MI  
**LRTP 2045 Reference:** Goal 1, Obj 1-4; Goal 2, Obj 2; Goal 3, Obj 1

Phase / Responsible Agency	Fiscal Year							All Years
	<2025	2025	2026	2027	2028	2029	>2029	
<b>PRELIMINARY ENGINEERING / MANAGED BY FDOT</b>								
<b>Fund Code:</b> DDR-DISTRICT DEDICATED REVENUE	\$150,377							\$150,377
DIH-STATE IN-HOUSE PRODUCT SUPPORT	\$2,000							\$2,000
DS-STATE PRIMARY HIGHWAYS & PTO	\$205,085							\$205,085
<b>Phase: PRELIMINARY ENGINEERING Totals</b>	<b>\$357,462</b>							<b>\$357,462</b>

<b>RIGHT OF WAY / MANAGED BY FDOT</b>								
<b>Fund Code:</b> DS-STATE PRIMARY HIGHWAYS & PTO	\$500,000							\$500,000

**APPENDIX E: FIVE-YEAR FUNDED PROJECTS  
HIGHWAYS**

**TIP FISCAL YEARS 2025-2029  
HERNANDO/CITRUS MPO**

CONSTRUCTION / MANAGED BY FDOT (Continued from Prior Page)									
Fund Code:	DIH-STATE IN-HOUSE PRODUCT SUPPORT					\$15,981			\$15,981
	SA-STP, ANY AREA					\$547,488			\$547,488
	SM-STBG AREA POP. W/ 5K TO 49,999					\$651,030			\$651,030
Phase: CONSTRUCTION Totals						\$1,214,499			\$1,214,499
Item: 452924 1 Totals		\$857,462				\$1,214,499			\$2,071,961
Project Totals		\$869,279	\$1,875,179			\$10,717,144			\$13,461,602

**Item Number:** 450971 1 **Project Description:** HERNANDO COUNTY SIDEWALK GAPS - VARIOUS LOCATIONS  
**District:** 07 **County:** HERNANDO **Type of Work:** SIDEWALK  
**LRTP 2045 Reference:** Goal 1, Objective 1; Goal 6, Objective 1 & 4 **Project Length:** 0.000

Phase / Responsible Agency	Fiscal Year							All Years
	<2025	2025	2026	2027	2028	2029	>2029	

CONSTRUCTION / MANAGED BY FDOT									
Fund Code:	CARL-CARB FOR URB. LESS THAN 200K					\$339,981			\$339,981
	DIH-STATE IN-HOUSE PRODUCT SUPPORT					\$4,831			\$4,831
Phase: CONSTRUCTION Totals						\$344,812			\$344,812
Item: 450971 1 Totals						\$344,812			\$344,812

**Item Number:** 450971 2 **Project Description:** HERNANDO COUNTY SIDEWALK GAPS- VARIOUS LOCATIONS - PHASE II  
**District:** 07 **County:** HERNANDO **Type of Work:** SIDEWALK  
**LRTP 2045 Reference:** Goal 1, Objective 1; Goal 6, Objective 1 & 4 **Project Length:** 0.000

Phase / Responsible Agency	Fiscal Year							All Years
	<2025	2025	2026	2027	2028	2029	>2029	

CONSTRUCTION / MANAGED BY FDOT									
Fund Code:	CARL-CARB FOR URB. LESS THAN 200K					\$339,981			\$339,981
	DIH-STATE IN-HOUSE PRODUCT SUPPORT					\$4,986			\$4,986
Phase: CONSTRUCTION Totals						\$344,967			\$344,967
Item: 450971 2 Totals						\$344,967			\$344,967

**Item Number:** 450971 3 **Project Description:** HERNANDO COUNTY SIDEWALK GAPS- VARIOUS LOCATIONS - PHASE III  
**District:** 07 **County:** HERNANDO **Type of Work:** SIDEWALK  
**LRTP 2045 Reference:** Goal 1, Objective 1; Goal 6, Objectives 1 & 4 **Project Length:** 0.000

Phase / Responsible Agency	Fiscal Year							All Years
	<2025	2025	2026	2027	2028	2029	>2029	

CONSTRUCTION / MANAGED BY FDOT									
Fund Code:	CARL-CARB FOR URB. LESS THAN 200K						\$339,981		\$339,981
	DDR-DISTRICT DEDICATED REVENUE						\$760,019		\$760,019
	DIH-STATE IN-HOUSE PRODUCT SUPPORT						\$5,149		\$5,149
Phase: CONSTRUCTION Totals							\$1,105,149		\$1,105,149
Item: 450971 3 Totals							\$1,105,149		\$1,105,149
Project Totals					\$344,812	\$344,967	\$1,105,149		\$1,794,928

**APPENDIX E: FIVE-YEAR FUNDED PROJECTS  
HIGHWAYS**

**TIP FISCAL YEARS 2025-2029  
HERNANDO/CITRUS MPO**

Item Number: 451046 1    Project Description: SR 50/CORTEZ BLVD FROM WISCON RD TO COBB RD    \*SIS\*  
 District: 07    County: HERNANDO    Type of Work: RESURFACING  
 Extra Description: MILLING AND RESURFACING C(9/2023)    Project Length: 3.834MI  
 LRTP 2045 Reference: Goal 1, Obj 1-3; Goal 2, 1-4; Goal 3, Obj 2; Goal 6, Obj 2

Phase / Responsible Agency	Fiscal Year							
	<2025	2025	2026	2027	2028	2029	>2029	All Years
<b>PRELIMINARY ENGINEERING / MANAGED BY FDOT</b>								
Fund Code: DDR-DISTRICT DEDICATED REVENUE		\$281,929						\$281,929
DIH-STATE IN-HOUSE PRODUCT SUPPORT		\$500,000						\$500,000
Phase: PRELIMINARY ENGINEERING Totals		\$781,929						\$781,929
<b>CONSTRUCTION / MANAGED BY FDOT</b>								
Fund Code: DDR-DISTRICT DEDICATED REVENUE				\$4,614,908				\$4,614,908
DIH-STATE IN-HOUSE PRODUCT SUPPORT				\$122,237				\$122,237
DS-STATE PRIMARY HIGHWAYS & PTO				\$4,552,810				\$4,552,810
Phase: CONSTRUCTION Totals				\$9,289,955				\$9,289,955
Item: 451046 1 Totals		\$781,929		\$9,289,955				\$10,071,884
Project Totals		\$781,929		\$9,289,955				\$10,071,884
Total Highway Projects	\$99,609,892	\$34,056,523	\$109,891,609	\$52,314,985	\$23,970,968	\$8,095,402	\$0	\$327,939,379



**APPENDIX E: FIVE-YEAR FUNDED PROJECTS  
TURNPIKE**

**TIP FISCAL YEARS 2025-2029  
HERNANDO/CITRUS MPO**

**Item Number:** 442764 2      **Project Description:** SUNCOAST II-PHASE 3A (SR589)-CR 486 TO CR 495      **\*SIS\***  
**District:** 07      **County:** CITRUS      **Type of Work:** NEW ROAD CONSTRUCTION  
**LRTP 2045 Reference:** Goal 1, Obj 1, 3, 4; Goal 3, Obj 1, 2, 4; Goal 4, Obj 3, 4 and 5      **Project Length:** 5.515MI

Phase / Responsible Agency	Fiscal Year							All Years
	<2025	2025	2026	2027	2028	2029	>2029	
<b>PRELIMINARY ENGINEERING / MANAGED BY FDOT</b>								
<b>Fund Code:</b> PKED-2012 SB1998-TURNPIKE FEEDER RD	\$9,839,081							\$9,839,081
PKYI-TURNPIKE IMPROVEMENT	\$710,473	\$2,762,200						\$3,472,673
<b>Phase: PRELIMINARY ENGINEERING Totals</b>	<b>\$10,549,554</b>	<b>\$2,762,200</b>						<b>\$13,311,754</b>
<b>RIGHT OF WAY / MANAGED BY FDOT</b>								
<b>Fund Code:</b> PKED-2012 SB1998-TURNPIKE FEEDER RD	\$450,485							\$450,485
PKYI-TURNPIKE IMPROVEMENT	\$13,553,851	\$35,370,800	\$9,824,096					\$58,748,747
<b>Phase: RIGHT OF WAY Totals</b>	<b>\$14,004,336</b>	<b>\$35,370,800</b>	<b>\$9,824,096</b>					<b>\$59,199,232</b>
<b>RAILROAD &amp; UTILITIES / MANAGED BY FDOT</b>								
<b>Fund Code:</b> PKYI-TURNPIKE IMPROVEMENT	\$500,000	\$7,500,000						\$8,000,000
<b>CONSTRUCTION / MANAGED BY FDOT</b>								
<b>Fund Code:</b> PKBD-TURNPIKE MASTER BOND FUND		\$161,487,480						\$161,487,480
PKYI-TURNPIKE IMPROVEMENT	\$59,355	\$116,008,972	\$1,060		\$1,910,000			\$117,979,387
<b>Phase: CONSTRUCTION Totals</b>	<b>\$59,355</b>	<b>\$277,496,452</b>	<b>\$1,060</b>		<b>\$1,910,000</b>			<b>\$279,466,867</b>
<b>ENVIRONMENTAL / MANAGED BY FDOT</b>								
<b>Fund Code:</b> PKYI-TURNPIKE IMPROVEMENT	\$35,500	\$1,000,000	\$1,500,000					\$2,535,500
<b>Item: 442764 2 Totals</b>	<b>\$25,148,745</b>	<b>\$324,129,452</b>	<b>\$11,325,156</b>		<b>\$1,910,000</b>			<b>\$362,513,353</b>

**Item Number:** 442764 3      **Project Description:** SUNCOAST II-PHASE 3B (SR589)-CR 495 TO US 19      **\*SIS\***  
**District:** 07      **County:** CITRUS      **Type of Work:** NEW ROAD CONSTRUCTION  
**LRTP 2045 Reference:** Goal 1, Obj 1, 3, 4; Goal 3, Obj 1, 2, 4; Goal 4, Obj 3, 4 and 5      **Project Length:** 4.496MI

Phase / Responsible Agency	Fiscal Year							All Years
	<2025	2025	2026	2027	2028	2029	>2029	
<b>PRELIMINARY ENGINEERING / MANAGED BY FDOT</b>								
<b>Fund Code:</b> PKED-2012 SB1998-TURNPIKE FEEDER RD	\$9,365,325							\$9,365,325
PKYI-TURNPIKE IMPROVEMENT	\$1,753,583	\$1,800,000						\$3,553,583
<b>Phase: PRELIMINARY ENGINEERING Totals</b>	<b>\$11,118,908</b>	<b>\$1,800,000</b>						<b>\$12,918,908</b>
<b>RIGHT OF WAY / MANAGED BY FDOT</b>								
<b>Fund Code:</b> PKED-2012 SB1998-TURNPIKE FEEDER RD	\$165,672							\$165,672
PKYI-TURNPIKE IMPROVEMENT	\$2,131,458	\$24,099,000	\$8,630,824					\$34,861,282
<b>Phase: RIGHT OF WAY Totals</b>	<b>\$2,297,130</b>	<b>\$24,099,000</b>	<b>\$8,630,824</b>					<b>\$35,026,954</b>
<b>RAILROAD &amp; UTILITIES / MANAGED BY FDOT</b>								
<b>Fund Code:</b> PKYI-TURNPIKE IMPROVEMENT		\$22,030,000	\$1,250,000					\$23,280,000
<b>CONSTRUCTION / MANAGED BY FDOT (Continued from Prior Page)</b>								
<b>Fund Code:</b> PKBD-TURNPIKE MASTER BOND FUND			\$148,278,792					\$148,278,792
PKYI-TURNPIKE IMPROVEMENT	\$38,885		\$105,965,888	\$1,093				\$106,005,866
<b>Phase: CONSTRUCTION Totals</b>	<b>\$38,885</b>		<b>\$254,244,680</b>	<b>\$1,093</b>				<b>\$254,284,658</b>

**APPENDIX E: FIVE-YEAR FUNDED PROJECTS  
TURNPIKE**

**TIP FISCAL YEARS 2025-2029  
HERNANDO/CITRUS MPO**

ENVIRONMENTAL / MANAGED BY FDOT (Continued from prior page)									
Fund Code:									
PKYI-TURNPIKE IMPROVEMENT			\$2,500,000						\$2,500,000
	Item: 442764 3 Totals	\$13,454,923	\$50,429,000	\$264,125,504	\$1,093				\$328,010,520
	Project Totals	\$38,603,668	\$374,558,452	\$275,450,660	\$1,093	\$1,910,000			\$690,523,873
Item Number: 447701 1    Project Description: RESURFACE SUNCOAST (SR 589) IN HERNANDO COUNTY, MP 37.3-44.5    *SIS* District: 07    County: HERNANDO    Type of Work: RESURFACING LRTP 2045 Reference: Goal 1, Obj 1, 3, 4; Goal 3, Obj 1, 2, 4; Goal 4, Obj 3, 4 and 5    Project Length: 7.212MI									
Phase / Responsible Agency		Fiscal Year							
		<2025	2025	2026	2027	2028	2029	>2029	All Years
PRELIMINARY ENGINEERING / MANAGED BY FDOT									
Fund Code:	PKYI-TURNPIKE IMPROVEMENT	\$8,020							\$8,020
	PKYR-TURNPIKE RENEWAL & REPLACEMENT	\$1,500	\$1,550,000						\$1,551,500
	Phase: PRELIMINARY ENGINEERING Totals	\$9,520	\$1,550,000						\$1,559,520
CONSTRUCTION / MANAGED BY FDOT									
Fund Code:	PKYR-TURNPIKE RENEWAL & REPLACEMENT			\$19,238,419					\$19,238,419
	Item: 447701 1 Totals	\$9,520	\$1,550,000	\$19,238,419					\$20,797,939
Item Number: 447701 2    Project Description: SAFETY IMPROVEMENTS TO SUNCOAST (SR 589) IN HERNANDO CNTY, MP 37.3-44.5    *SIS* District: 07    County: HERNANDO    Type of Work: GUARDRAIL LRTP 2045 Reference: Goal 4, Objective 1; Goal 6, Objective 1    Project Length: 7.212MI									
Phase / Responsible Agency		Fiscal Year							
		<2025	2025	2026	2027	2028	2029	>2029	All Years
P D & E / MANAGED BY FDOT									
Fund Code:	PKYR-TURNPIKE RENEWAL & REPLACEMENT	\$245,044							\$245,044
PRELIMINARY ENGINEERING / MANAGED BY FDOT									
Fund Code:	PKYI-TURNPIKE IMPROVEMENT	\$55,652							\$55,652
CONSTRUCTION / MANAGED BY FDOT									
Fund Code:	PKYI-TURNPIKE IMPROVEMENT	\$8,433							\$8,433
	PKYR-TURNPIKE RENEWAL & REPLACEMENT			\$2,485,066					\$2,485,066
	Phase: CONSTRUCTION Totals	\$8,433		\$2,485,066					\$2,493,499
ENVIRONMENTAL / MANAGED BY FDOT									
Fund Code:	PKYI-TURNPIKE IMPROVEMENT	\$20,733							\$20,733
	Item: 447701 2 Totals	\$329,862		\$2,485,066					\$2,814,928
	Project Totals	\$339,382	\$1,550,000	\$21,723,485					\$23,612,867
	Total FL Turnpike Projects	\$38,943,050	\$376,108,452	\$297,174,145	\$1,093	\$1,910,000	\$0	\$0	\$714,136,740

**APPENDIX E: FIVE-YEAR FUNDED PROJECTS  
TRANSPORTATION PLANNING**

**TIP FISCAL YEARS 2025-2029  
HERNANDO/CITRUS MPO**

**Item Number:** 439335 5    **Project Description:** HERNANDO/CITRUS FY 2024/2025-2025/2026 UPWP  
**District:** 07    **County:** HERNANDO    **Type of Work:** TRANSPORTATION PLANNING  
**LRTP 2045 Reference:** Goals 1-6    **Project Length:** 0.000

Phase / Responsible Agency	Fiscal Year							All Years
	<2025	2025	2026	2027	2028	2029	>2029	
<b>PLANNING / RESPONSIBLE AGENCY NOT AVAILABLE</b>								
<b>Fund Code:</b> PL-METRO PLAN (85% FA; 15% OTHER)		\$697,924	\$705,133					\$1,403,057
<b>Item: 439335 5 Totals</b>		\$697,924	\$705,133					\$1,403,057

**Item Number:** 439335 6    **Project Description:** HERNANDO/CITRUS FY 2026/2027-2027/2028 UPWP  
**District:** 07    **County:** HERNANDO    **Type of Work:** TRANSPORTATION PLANNING  
**LRTP 2045 Reference:** Goals 1-6    **Project Length:** 0.000

Phase / Responsible Agency	Fiscal Year							All Years
	<2025	2025	2026	2027	2028	2029	>2029	
<b>PLANNING / RESPONSIBLE AGENCY NOT AVAILABLE</b>								
<b>Fund Code:</b> PL-METRO PLAN (85% FA; 15% OTHER)				\$705,133	\$705,133			\$1,410,266
<b>Item: 439335 6 Totals</b>				\$705,133	\$705,133			\$1,410,266

**Item Number:** 439335 7    **Project Description:** HERNANDO /CITRUS FY 2028/2029-2029/2030 UPWP  
**District:** 07    **County:** HERNANDO    **Type of Work:** TRANSPORTATION PLANNING  
**LRTP 2045 Reference:** All Goals    **Project Length:** 0.000

Phase / Responsible Agency	Fiscal Year							All Years
	<2025	2025	2026	2027	2028	2029	>2029	
<b>PLANNING / RESPONSIBLE AGENCY NOT AVAILABLE</b>								
<b>Fund Code:</b> PL-METRO PLAN (85% FA; 15% OTHER)						\$705,133		\$705,133
<b>Item: 439335 7 Totals</b>						\$705,133		\$705,133
<b>Project Totals</b>		\$697,924	\$705,133	\$705,133	\$705,133	\$705,133		\$3,518,456
<b>Total Transportation Planning Projects</b>	\$0	\$697,924	\$705,133	\$705,133	\$705,133	\$705,133	\$0	\$3,518,456

**APPENDIX E: FIVE-YEAR FUNDED PROJECTS  
MAINTENANCE**

**TIP FISCAL YEARS 2025-2029  
HERNANDO/CITRUS MPO**

**Item Number:** 259756 1    **Project Description:** CITRUS CO (02)  
**District:** 07    **County:** CITRUS    **Type of Work:** ROUTINE MAINTENANCE  
**L RTP 2045 Reference:** Goal 4, Objective 1; Goal 6, Objective 1    **Project Length:** 0.000

Phase / Responsible Agency	Fiscal Year							All Years
	<2025	2025	2026	2027	2028	2029	>2029	
<b>BRDG/RDWY/CONTRACT MAINT / MANAGED BY FDOT</b>								
<b>Fund Code:</b> D-UNRESTRICTED STATE PRIMARY	\$3,891,346	\$70,000	\$70,000	\$70,000	\$70,000	\$70,000		\$4,241,346
<b>Item: 259756 1 Totals</b>	<b>\$3,891,346</b>	<b>\$70,000</b>	<b>\$70,000</b>	<b>\$70,000</b>	<b>\$70,000</b>	<b>\$70,000</b>		<b>\$4,241,346</b>
<b>Project Totals</b>	<b>\$3,891,346</b>	<b>\$70,000</b>	<b>\$70,000</b>	<b>\$70,000</b>	<b>\$70,000</b>	<b>\$70,000</b>		<b>\$4,241,346</b>

**Item Number:** 405298 1    **Project Description:** CITRUS CO (02) ASSET MANAGEMENT CONTRACT  
**District:** 07    **County:** CITRUS    **Type of Work:** ROUTINE MAINTENANCE  
**L RTP 2045 Reference:** Goal 4, Objective 1; Goal 6, Objective 1    **Project Length:** 0.000

Phase / Responsible Agency	Fiscal Year							All Years
	<2025	2025	2026	2027	2028	2029	>2029	
<b>BRDG/RDWY/CONTRACT MAINT / MANAGED BY FDOT</b>								
<b>Fund Code:</b> D-UNRESTRICTED STATE PRIMARY	\$20,217,352	\$1,348,656	\$1,348,656	\$1,348,656	\$1,348,656	\$1,399,905		\$27,011,881
<b>Item: 405298 1 Totals</b>	<b>\$20,217,352</b>	<b>\$1,348,656</b>	<b>\$1,348,656</b>	<b>\$1,348,656</b>	<b>\$1,348,656</b>	<b>\$1,399,905</b>		<b>\$27,011,881</b>
<b>Project Totals</b>	<b>\$20,217,352</b>	<b>\$1,348,656</b>	<b>\$1,348,656</b>	<b>\$1,348,656</b>	<b>\$1,348,656</b>	<b>\$1,399,905</b>		<b>\$27,011,881</b>

**Item Number:** 400490 1    **Project Description:** HERNANDO CO (08)    **\*SIS\***  
**District:** 07    **County:** HERNANDO    **Type of Work:** ROUTINE MAINTENANCE  
**L RTP 2045 Reference:** Goal 4, Objective 1; Goal 6, Objective 1    **Project Length:** 0.000

Phase / Responsible Agency	Fiscal Year							All Years
	<2025	2025	2026	2027	2028	2029	>2029	
<b>BRDG/RDWY/CONTRACT MAINT / MANAGED BY FDOT</b>								
<b>Fund Code:</b> D-UNRESTRICTED STATE PRIMARY	\$44,655,080	\$2,300,000	\$2,300,000	\$2,300,000	\$2,300,000	\$2,300,000		\$56,155,080
<b>Item: 400490 1 Totals</b>	<b>\$44,655,080</b>	<b>\$2,300,000</b>	<b>\$2,300,000</b>	<b>\$2,300,000</b>	<b>\$2,300,000</b>	<b>\$2,300,000</b>		<b>\$56,155,080</b>
<b>Project Totals</b>	<b>\$44,655,080</b>	<b>\$2,300,000</b>	<b>\$2,300,000</b>	<b>\$2,300,000</b>	<b>\$2,300,000</b>	<b>\$2,300,000</b>		<b>\$56,155,080</b>

**Item Number:** 401185 1    **Project Description:** HERNANDO CO (08)    **\*SIS\***  
**District:** 07    **County:** HERNANDO    **Type of Work:** ROUTINE MAINTENANCE  
**Extra Description:** NONE    **Project Length:** 0.000  
**L RTP 2045 Reference:** Goal 4, Objective 1; Goal 6, Objective 1

Phase / Responsible Agency	Fiscal Year							All Years
	<2025	2025	2026	2027	2028	2029	>2029	
<b>BRDG/RDWY/CONTRACT MAINT / MANAGED BY FDOT</b>								
<b>Fund Code:</b> D-UNRESTRICTED STATE PRIMARY	\$149,793	\$15,000	\$15,000	\$15,000	\$15,000	\$15,000		\$224,793
<b>Item: 401185 1 Totals</b>	<b>\$149,793</b>	<b>\$15,000</b>	<b>\$15,000</b>	<b>\$15,000</b>	<b>\$15,000</b>	<b>\$15,000</b>		<b>\$224,793</b>
<b>Project Totals</b>	<b>\$149,793</b>	<b>\$15,000</b>	<b>\$15,000</b>	<b>\$15,000</b>	<b>\$15,000</b>	<b>\$15,000</b>		<b>\$224,793</b>

**APPENDIX E: FIVE-YEAR FUNDED PROJECTS  
MAINTENANCE**

**TIP FISCAL YEARS 2025-2029  
HERNANDO/CITRUS MPO**

**Item Number:** 453974 1    **Project Description:** BROOKSVILLE OPS CENTER- CAMPUS PAINTING/CLEANING/INTERIOR & EXTERIOR  
**District:** 07    **County:** HERNANDO    **Type of Work:** FIXED CAPITAL OUTLAY  
**L RTP 2045 Reference:** Goal 1, Obj 1-3; Goal 2, Obj 1-4.; Goal 5, Obj 1, 2, 4; Goal 6, Goal 7    **Project Length:** 0.000

Phase / Responsible Agency	Fiscal Year							
	<2025	2025	2026	2027	2028	2029	>2029	All Years
<b>BRDG/RDWY/CONTRACT MAINT / MANAGED BY FDOT</b>								
<b>Fund Code:</b> D-UNRESTRICTED STATE PRIMARY		\$30,000						\$30,000
<b>Item: 453974 1 Totals</b>		\$30,000						\$30,000
<b>Project Totals</b>		\$30,000						\$30,000

**Item Number:** 453976 1    **Project Description:** BROOKSVILLE OPS CENTER- SECURITY/DESIGN CAMPUS-WIDE CAMERA SYSTEM  
**District:** 07    **County:** HERNANDO    **Type of Work:** FIXED CAPITAL OUTLAY  
**L RTP 2045 Reference:** Goal 1, Obj 1-3, Goals 2, Obj 1-4, Goal 5, Obj 1, 2, 4, Goal 6, Goal 7    **Project Length:** 0.000

Phase / Responsible Agency	Fiscal Year							
	<2025	2025	2026	2027	2028	2029	>2029	All Years
<b>BRDG/RDWY/CONTRACT MAINT / MANAGED BY FDOT</b>								
<b>Fund Code:</b> D-UNRESTRICTED STATE PRIMARY		\$20,000						\$20,000
<b>Item: 453976 1 Totals</b>		\$20,000						\$20,000
<b>Project Totals</b>		\$20,000						\$20,000
<b>Total Maintenance Projects</b>	\$68,913,571	\$3,783,656	\$3,733,656	\$3,733,656	\$3,733,656	\$3,784,905	\$0	\$87,683,100

**APPENDIX E: FIVE-YEAR FUNDED PROJECTS**

**TIP FISCAL YEARS 2025-2029**

**FLP: AVIATION**

**HERNANDO/CITRUS MPO**

**Item Number:** 440559 1    **Project Description:** INVERNESS AIRPORT - TAXILANES FOR T-HANGARS  
**District:** 07    **County:** CITRUS    **Type of Work:** AVIATION REVENUE/OPERATIONAL  
**Extra Description:** DESIGN AND CONSTRUCT    **Project Length:** 0.000  
**LRTP 2045 Reference:** Goal 2, Objective 2; Goal 4, Objective 1; Goal 6, Objective 1

Phase / Responsible Agency	Fiscal Year							
	<2025	2025	2026	2027	2028	2029	>2029	All Years
<b>CAPITAL / RESPONSIBLE AGENCY NOT AVAILABLE</b>								
<b>Fund Code:</b> DPTO-STATE - PTO		\$84,880						\$84,880
FAA-FEDERAL AVIATION ADMIN		\$954,900						\$954,900
LF-LOCAL FUNDS		\$21,220						\$21,220
<b>Phase: CAPITAL Totals</b>		<b>\$1,061,000</b>						<b>\$1,061,000</b>
<b>Item: 440559 1 Totals</b>		<b>\$1,061,000</b>						<b>\$1,061,000</b>
<b>Project Totals</b>		<b>\$1,061,000</b>						<b>\$1,061,000</b>

**Item Number:** 450280 1    **Project Description:** REHABILITATE AIRFIELD SECURITY AND GATES - INVERNESS AIRPORT  
**District:** 07    **County:** CITRUS    **Type of Work:** AVIATION SECURITY PROJECT  
**LRTP 2045 Reference:** Goal 2, Objective 2; Goal 4, Objective 1; Goal 6, Objective 1    **Project Length:** 0.000

Phase / Responsible Agency	Fiscal Year							
	<2025	2025	2026	2027	2028	2029	>2029	All Years
<b>CAPITAL / RESPONSIBLE AGENCY NOT AVAILABLE</b>								
<b>Fund Code:</b> DPTO-STATE - PTO				\$409,600				\$409,600
LF-LOCAL FUNDS				\$102,400				\$102,400
<b>Phase: CAPITAL Totals</b>				<b>\$512,000</b>				<b>\$512,000</b>
<b>Item: 450280 1 Totals</b>				<b>\$512,000</b>				<b>\$512,000</b>
<b>Project Totals</b>				<b>\$512,000</b>				<b>\$512,000</b>

**Item Number:** 452372 1    **Project Description:** CRYSTAL RIVER AIRPORT - TAXIWAY A REHAB CONSTRUCTION  
**District:** 07    **County:** CITRUS    **Type of Work:** AVIATION PRESERVATION PROJECT  
**LRTP 2045 Reference:** Goal 2, Objective 2; Goal 4, Objective 1; Goal 6, Objective 1    **Project Length:** 0.000

Phase / Responsible Agency	Fiscal Year							
	<2025	2025	2026	2027	2028	2029	>2029	All Years
<b>CAPITAL / RESPONSIBLE AGENCY NOT AVAILABLE</b>								
<b>Fund Code:</b> DDR-DISTRICT DEDICATED REVENUE				\$86,400				\$86,400
FAA-FEDERAL AVIATION ADMIN				\$972,000				\$972,000
LF-LOCAL FUNDS				\$21,600				\$21,600
<b>Phase: CAPITAL Totals</b>				<b>\$1,080,000</b>				<b>\$1,080,000</b>
<b>Item: 452372 1 Totals</b>				<b>\$1,080,000</b>				<b>\$1,080,000</b>
<b>Project Totals</b>				<b>\$1,080,000</b>				<b>\$1,080,000</b>

**Item Number:** 452373 1    **Project Description:** INVERNESS AIRPORT- REPLACE FUEL TANKS  
**District:** 07    **County:** CITRUS    **Type of Work:** AVIATION REVENUE/OPERATIONAL  
**LRTP 2045 Reference:** Goal 2, Objective 2; Goal 4, Objective 1; Goal 6, Objective 1    **Project Length:** 0.000

Phase / Responsible Agency	Fiscal Year							
	<2025	2025	2026	2027	2028	2029	>2029	All Years
<b>CAPITAL / RESPONSIBLE AGENCY NOT AVAILABLE</b>								
<b>Fund Code:</b> DDR-DISTRICT DEDICATED REVENUE			\$360,000					\$360,000
LF-LOCAL FUNDS			\$90,000					\$90,000
<b>Phase: CAPITAL Totals</b>			<b>\$450,000</b>					<b>\$450,000</b>
<b>Item: 452373 1 Totals</b>			<b>\$450,000</b>					<b>\$450,000</b>
<b>Project Totals</b>			<b>\$450,000</b>					<b>\$450,000</b>

**APPENDIX E: FIVE-YEAR FUNDED PROJECTS**

**TIP FISCAL YEARS 2025-2029**

**FLP: AVIATION**

**HERNANDO/CITRUS MPO**

**Item Number:** 452374 1    **Project Description:** CRYSTAL RIVER AIRPORT - TAXIWAY A REHAB DESIGN  
**District:** 07    **County:** CITRUS    **Type of Work:** AVIATION PRESERVATION PROJECT  
**L RTP 2045 Reference:** Goal 2, Objective 2; Goal 4, Objective 1; Goal 6, Objective 1    **Project Length:** 0.000

Phase / Responsible Agency	Fiscal Year							All Years
	<2025	2025	2026	2027	2028	2029	>2029	
<b>CAPITAL / RESPONSIBLE AGENCY NOT AVAILABLE</b>								
<b>Fund Code:</b> DDR-DISTRICT DEDICATED REVENUE			\$9,600					\$9,600
FAA-FEDERAL AVIATION ADMIN			\$108,000					\$108,000
LF-LOCAL FUNDS			\$2,400					\$2,400
<b>Phase: CAPITAL Totals</b>			<b>\$120,000</b>					<b>\$120,000</b>
<b>Item: 452374 1 Totals</b>			<b>\$120,000</b>					<b>\$120,000</b>
<b>Project Totals</b>			<b>\$120,000</b>					<b>\$120,000</b>

**Item Number:** 435240 1    **Project Description:** BROOKSVILLE-TAMPA BAY REGIONAL AIRPORT - RUNWAY REHABILITATION  
**District:** 07    **County:** HERNANDO    **Type of Work:** AVIATION SECURITY PROJECT  
**Extra Description:** DESIGN AND CONSTRUCT    **Project Length:** 0.000  
**L RTP 2045 Reference:** Goal 2, Objective 2; Goal 4, Objective 1; Goal 6, Objective 1

Phase / Responsible Agency	Fiscal Year							All Years
	<2025	2025	2026	2027	2028	2029	>2029	
<b>CAPITAL / RESPONSIBLE AGENCY NOT AVAILABLE</b>								
<b>Fund Code:</b> DPTO-STATE - PTO		\$160,000						\$160,000
LF-LOCAL FUNDS		\$40,000						\$40,000
<b>Phase: CAPITAL Totals</b>		<b>\$200,000</b>						<b>\$200,000</b>
<b>Item: 435240 1 Totals</b>		<b>\$200,000</b>						<b>\$200,000</b>
<b>Project Totals</b>		<b>\$200,000</b>						<b>\$200,000</b>

**Item Number:** 447532 1    **Project Description:** BROOKSVILLE - TAMPA BAY REGIONAL AIRPORT-T HANGER AND TAXI LANE CONST  
**District:** 07    **County:** HERNANDO    **Type of Work:** AVIATION REVENUE/OPERATIONAL  
**L RTP 2045 Reference:** Goal 2, Objective 2; Goal 4, Objective 1; Goal 6, Objective 1    **Project Length:** 0.000

Phase / Responsible Agency	Fiscal Year							All Years
	<2025	2025	2026	2027	2028	2029	>2029	
<b>CAPITAL / RESPONSIBLE AGENCY NOT AVAILABLE</b>								
<b>Fund Code:</b> DPTO-STATE - PTO				\$1,574,000				\$1,574,000
LF-LOCAL FUNDS				\$1,574,000				\$1,574,000
<b>Phase: CAPITAL Totals</b>				<b>\$3,148,000</b>				<b>\$3,148,000</b>
<b>Item: 447532 1 Totals</b>				<b>\$3,148,000</b>				<b>\$3,148,000</b>
<b>Project Totals</b>				<b>\$3,148,000</b>				<b>\$3,148,000</b>
<b>Total Aviation Projects</b>	\$0	\$1,261,000	\$570,000	\$4,740,000	\$0	\$0	\$0	\$6,571,000

**APPENDIX E: FIVE-YEAR FUNDED PROJECTS**

**TIP FISCAL YEARS 2025-2029**

**FLP: TRANSIT**

**HERNANDO/CITRUS MPO**

**Item Number:** 402628 1     **Project Description:** FTA SECTION 5311 OPERATING  
**District:** 07     **County:** CITRUS     **Type of Work:** CAPITAL FOR FIXED ROUTE  
**Extra Description:** CITRUS COUNTY BOCC     **Project Length:** 0.000  
**L RTP 2045 Reference:** Goal 1, Objective 3; Goal 3, Objectives 1-3, and 5

Phase / Responsible Agency	Fiscal Year							All Years
	<2025	2025	2026	2027	2028	2029	>2029	
<b>OPERATIONS / MANAGED BY BOARD CO COMMISSNRS CITRUS CO</b>								
<b>Fund Code:</b> DDR-DISTRICT DEDICATED REVENUE	\$31,314							\$31,314
DU-STATE PRIMARY/FEDERAL REIMB	\$5,184,527	\$119,301	\$119,301	\$119,301	\$119,301	\$119,301	\$119,301	\$5,781,032
LF-LOCAL FUNDS	\$5,309,777	\$119,301	\$119,301	\$119,301	\$119,301	\$119,301	\$119,301	\$5,906,282
<b>Phase: OPERATIONS Totals</b>	<b>\$10,525,618</b>	<b>\$238,602</b>	<b>\$238,602</b>	<b>\$238,602</b>	<b>\$238,602</b>	<b>\$238,602</b>	<b>\$238,602</b>	<b>\$11,718,628</b>
<b>Item: 402628 1 Totals</b>	<b>\$10,525,618</b>	<b>\$238,602</b>	<b>\$238,602</b>	<b>\$238,602</b>	<b>\$238,602</b>	<b>\$238,602</b>	<b>\$238,602</b>	<b>\$11,718,628</b>

**Item Number:** 402628 2     **Project Description:** FTA SECTION 5311  
**District:** 07     **County:** CITRUS     **Type of Work:** OPERATING/ADMIN. ASSISTANCE  
**Extra Description:** CITRUS COUNTY BOCC - FTA SECTION 5311     **Project Length:** 0.000  
**L RTP 2045 Reference:** Goal 1, Objective 3; Goal 3, Objectives 1-3, and 5

Phase / Responsible Agency	Fiscal Year							All Years
	<2025	2025	2026	2027	2028	2029	>2029	
<b>OPERATIONS / MANAGED BY BOARD CO COMMISSNRS CITRUS CO</b>								
<b>Fund Code:</b> DU-STATE PRIMARY/FEDERAL REIMB	\$521,075	\$81,221	\$58,218	\$128,471	\$128,471	\$128,471		\$1,045,927
LF-LOCAL FUNDS	\$521,075	\$81,221	\$58,218	\$128,471	\$128,471	\$128,471		\$1,045,927
<b>Phase: OPERATIONS Totals</b>	<b>\$1,042,150</b>	<b>\$162,442</b>	<b>\$116,436</b>	<b>\$256,942</b>	<b>\$256,942</b>	<b>\$256,942</b>		<b>\$2,091,854</b>
<b>CAPITAL / MANAGED BY BOARD CO COMMISSNRS CITRUS CO</b>								
<b>Fund Code:</b> DU-STATE PRIMARY/FEDERAL REIMB	\$3,631,468							\$3,631,468
LF-LOCAL FUNDS	\$596,494							\$596,494
<b>Phase: CAPITAL Totals</b>	<b>\$4,227,962</b>							<b>\$4,227,962</b>
<b>Item: 402628 2 Totals</b>	<b>\$5,270,112</b>	<b>\$162,442</b>	<b>\$116,436</b>	<b>\$256,942</b>	<b>\$256,942</b>	<b>\$256,942</b>		<b>\$6,319,816</b>

**Item Number:** 402628 4     **Project Description:** CITRUS COUNTY BOCC - FTA SECTION 5307  
**District:** 07     **County:** CITRUS     **Type of Work:** OPERATING/ADMIN. ASSISTANCE  
**Extra Description:** SMALL URBANIZED AREA GOVERNOR'S APPORTIONMENT     **Project Length:** 0.000  
**L RTP 2045 Reference:** Goal 1, Objective 3; Goal 3, Objectives 1-3, and 5

Phase / Responsible Agency	Fiscal Year							All Years
	<2025	2025	2026	2027	2028	2029	>2029	
<b>OPERATIONS / MANAGED BY CITRUS COUNTY TRANSIT</b>								
<b>Fund Code:</b> FTA-FEDERAL TRANSIT ADMINISTRATION	\$2,500,000	\$1,250,000	\$1,250,000	\$1,250,000	\$1,250,000	\$1,250,000		\$8,750,000
LF-LOCAL FUNDS	\$700,000	\$350,000	\$350,000	\$350,000	\$350,000	\$350,000		\$2,450,000
<b>Phase: OPERATIONS Totals</b>	<b>\$3,200,000</b>	<b>\$1,600,000</b>	<b>\$1,600,000</b>	<b>\$1,600,000</b>	<b>\$1,600,000</b>	<b>\$1,600,000</b>		<b>\$11,200,000</b>
<b>CAPITAL / MANAGED BY CITRUS COUNTY TRANSIT</b>								
<b>Fund Code:</b> FTA-FEDERAL TRANSIT ADMINISTRATION	\$6,145,165							\$6,145,165
LF-LOCAL FUNDS	\$6,145,165							\$6,145,165
<b>Phase: CAPITAL Totals</b>	<b>\$12,290,330</b>							<b>\$12,290,330</b>
<b>Item: 402628 4 Totals</b>	<b>\$15,490,330</b>	<b>\$1,600,000</b>	<b>\$1,600,000</b>	<b>\$1,600,000</b>	<b>\$1,600,000</b>	<b>\$1,600,000</b>		<b>\$23,490,330</b>
<b>Project Totals</b>	<b>\$31,286,060</b>	<b>\$2,001,044</b>	<b>\$1,955,038</b>	<b>\$2,095,544</b>	<b>\$2,095,544</b>	<b>\$2,095,544</b>		<b>\$41,528,774</b>



**APPENDIX E: FIVE-YEAR FUNDED PROJECTS**

**TIP FISCAL YEARS 2025-2029**

**FLP: TRANSIT**

**HERNANDO/CITRUS MPO**

**Item Number:** 438845 1     **Project Description:** CITRUS COUNTY BOCC - STATE TRANSIT BLOCK GRANT  
**District:** 07     **County:** CITRUS     **Type of Work:** OPERATING/ADMIN. ASSISTANCE  
**Extra Description:** HOMOSSASSA SPRINGS     **Project Length:** 0.000  
**LRTP 2045 Reference:** Goal 1, Objective 3; Goal 3, Objectives 1-3, and 5

Phase / Responsible Agency	Fiscal Year							All Years
	<2025	2025	2026	2027	2028	2029	>2029	
<b>OPERATIONS / MANAGED BY CITRUS COUNTY TRANSIT</b>								
<b>Fund Code:</b> DDR-DISTRICT DEDICATED REVENUE	\$602,905	\$364,748	\$329,104	\$350,000	\$441,543	\$44,035		\$2,132,335
DPTO-STATE - PTO	\$1,619,969					\$410,754		\$2,030,723
LF-LOCAL FUNDS	\$2,331,558	\$364,748	\$329,104	\$350,000	\$441,543	\$454,789		\$4,271,742
<b>Phase: OPERATIONS Totals</b>	<b>\$4,554,432</b>	<b>\$729,496</b>	<b>\$658,208</b>	<b>\$700,000</b>	<b>\$883,086</b>	<b>\$909,578</b>		<b>\$8,434,800</b>
<b>Item: 438845 1 Totals</b>	<b>\$4,554,432</b>	<b>\$729,496</b>	<b>\$658,208</b>	<b>\$700,000</b>	<b>\$883,086</b>	<b>\$909,578</b>		<b>\$8,434,800</b>
<b>Project Totals</b>	<b>\$4,554,432</b>	<b>\$729,496</b>	<b>\$658,208</b>	<b>\$700,000</b>	<b>\$883,086</b>	<b>\$909,578</b>		<b>\$8,434,800</b>

**Item Number:** 401982 1     **Project Description:** HERNANDO COUNTY SECTION 5311  
**District:** 07     **County:** HERNANDO     **Type of Work:** OPERATING/ADMIN. ASSISTANCE  
**Extra Description:** FTA SECTION 5311     **Project Length:** 0.000  
**LRTP 2045 Reference:** Goal 1, Objective 3; Goal 3, Objectives 1-3, and 5

Phase / Responsible Agency	Fiscal Year							All Years
	<2025	2025	2026	2027	2028	2029	>2029	
<b>OPERATIONS / MANAGED BY HERNANDO</b>								
<b>Fund Code:</b> DU-STATE PRIMARY/FEDERAL REIMB	\$2,569,311	\$315,527	\$315,527	\$315,527	\$315,527	\$315,527		\$4,146,946
LF-LOCAL FUNDS	\$2,598,762	\$315,527	\$315,527	\$315,527	\$315,527	\$315,527		\$4,176,397
<b>Phase: OPERATIONS Totals</b>	<b>\$5,168,073</b>	<b>\$631,054</b>	<b>\$631,054</b>	<b>\$631,054</b>	<b>\$631,054</b>	<b>\$631,054</b>		<b>\$8,323,343</b>

<b>CAPITAL / MANAGED BY HERNANDO</b>								
<b>Fund Code:</b> LF-LOCAL FUNDS	\$22,000							\$22,000
<b>Item: 401982 1 Totals</b>	<b>\$5,190,073</b>	<b>\$631,054</b>	<b>\$631,054</b>	<b>\$631,054</b>	<b>\$631,054</b>	<b>\$631,054</b>		<b>\$8,345,343</b>

**Item Number:** 401982 2     **Project Description:** HERNANDO COUNTY BOCC - FTA SECTION 5311  
**District:** 07     **County:** HERNANDO     **Type of Work:** CAPITAL FOR FIXED ROUTE  
**Extra Description:** THE BUS     **Project Length:** 0.000  
**LRTP 2045 Reference:** Goal 1, Objective 3; Goal 3, Objectives 1-3, and 5

Phase / Responsible Agency	Fiscal Year							All Years
	<2025	2025	2026	2027	2028	2029	>2029	
<b>OPERATIONS / MANAGED BY HERNANDO COUNTY MPO</b>								
<b>Fund Code:</b> DU-STATE PRIMARY/FEDERAL REIMB	\$230,059	\$35,000	\$25,000	\$130,083	\$130,083	\$130,083		\$680,308
LF-LOCAL FUNDS	\$230,059	\$35,000	\$25,000	\$130,083	\$130,083	\$130,083		\$680,308
<b>Phase: OPERATIONS Totals</b>	<b>\$460,118</b>	<b>\$70,000</b>	<b>\$50,000</b>	<b>\$260,166</b>	<b>\$260,166</b>	<b>\$260,166</b>		<b>\$1,360,616</b>
<b>Item: 401982 2 Totals</b>	<b>\$460,118</b>	<b>\$70,000</b>	<b>\$50,000</b>	<b>\$260,166</b>	<b>\$260,166</b>	<b>\$260,166</b>		<b>\$1,360,616</b>
<b>Project Totals</b>	<b>\$5,650,191</b>	<b>\$701,054</b>	<b>\$681,054</b>	<b>\$891,220</b>	<b>\$891,220</b>	<b>\$891,220</b>		<b>\$9,705,959</b>

**APPENDIX E: FIVE-YEAR FUNDED PROJECTS**

**TIP FISCAL YEARS 2025-2029**

**FLP: TRANSIT**

**HERNANDO/CITRUS MPO**

**Item Number:** 408104 1     **Project Description:** HERNANDO COUNTY BLOCK GRANT  
**District:** 07     **County:** HERNANDO     **Type of Work:** OPERATING FOR FIXED ROUTE  
**Extra Description:** HERNANDO COUNTY BOCC - STATE TRANSIT BLOCK GRANT - THE BUS     **Project Length:** 0.000  
**LRTP 2045 Reference:** Goal 1, Objective 3; Goal 3, Objectives 1-3, and 5

Phase / Responsible Agency	Fiscal Year							All Years
	<2025	2025	2026	2027	2028	2029	>2029	
<b>OPERATIONS / MANAGED BY HERNANDO COUNTY MPO</b>								
<b>Fund Code:</b> DDR-DISTRICT DEDICATED REVENUE	\$2,617,990	\$257,725	\$265,457	\$460,001	\$551,543			\$4,152,716
DPTO-STATE - PTO	\$2,653,249	\$230,133	\$175,730			\$568,089		\$3,627,201
DS-STATE PRIMARY HIGHWAYS & PTO	\$1,397,737							\$1,397,737
LF-LOCAL FUNDS	\$6,712,599	\$487,858	\$441,186	\$460,001	\$551,543	\$568,089		\$9,221,276
<b>Phase: OPERATIONS Totals</b>	<b>\$13,381,575</b>	<b>\$975,716</b>	<b>\$882,373</b>	<b>\$920,002</b>	<b>\$1,103,086</b>	<b>\$1,136,178</b>		<b>\$18,398,930</b>
<b>Item: 408104 1 Totals</b>	<b>\$13,381,575</b>	<b>\$975,716</b>	<b>\$882,373</b>	<b>\$920,002</b>	<b>\$1,103,086</b>	<b>\$1,136,178</b>		<b>\$18,398,930</b>
<b>Project Totals</b>	<b>\$13,381,575</b>	<b>\$975,716</b>	<b>\$882,373</b>	<b>\$920,002</b>	<b>\$1,103,086</b>	<b>\$1,136,178</b>		<b>\$18,398,930</b>

**Item Number:** 408715 1     **Project Description:** HERNANDO COUNTY BOCC - FTA SECTION 5307  
**District:** 07     **County:** HERNANDO     **Type of Work:** TRANSIT IMPROVEMENT  
**Extra Description:** THE BUS - SMALL URBANIZED GOV. APPROPRIATION     **Project Length:** 0.000  
**LRTP 2045 Reference:** Goal 1, Objective 3; Goal 3, Objectives 1-3, and 5, Goal 4, Goal 6, Obj 1-4

Phase / Responsible Agency	Fiscal Year							All Years
	<2025	2025	2026	2027	2028	2029	>2029	
<b>OPERATIONS / MANAGED BY HERNANDO</b>								
<b>Fund Code:</b> FTA-FEDERAL TRANSIT ADMINISTRATION	\$1,950,000	\$1,250,000	\$1,250,000	\$1,250,000	\$1,250,000	\$1,250,000		\$8,200,000
LF-LOCAL FUNDS	\$1,400,000	\$350,000	\$350,000	\$350,000	\$350,000	\$350,000		\$3,150,000
<b>Phase: OPERATIONS Totals</b>	<b>\$3,350,000</b>	<b>\$1,600,000</b>	<b>\$1,600,000</b>	<b>\$1,600,000</b>	<b>\$1,600,000</b>	<b>\$1,600,000</b>		<b>\$11,350,000</b>
<b>CAPITAL / MANAGED BY HERNANDO</b>								
<b>Fund Code:</b> FTA-FEDERAL TRANSIT ADMINISTRATION	\$10,248,621							\$10,248,621
<b>Item: 408715 1 Totals</b>	<b>\$13,598,621</b>	<b>\$1,600,000</b>	<b>\$1,600,000</b>	<b>\$1,600,000</b>	<b>\$1,600,000</b>	<b>\$1,600,000</b>		<b>\$21,598,621</b>
<b>Project Totals</b>	<b>\$13,598,621</b>	<b>\$1,600,000</b>	<b>\$1,600,000</b>	<b>\$1,600,000</b>	<b>\$1,600,000</b>	<b>\$1,600,000</b>		<b>\$21,598,621</b>
<b>Total Transit Projects</b>	<b>\$68,470,879</b>	<b>\$6,007,310</b>	<b>\$5,776,673</b>	<b>\$6,206,766</b>	<b>\$6,572,936</b>	<b>\$6,632,520</b>	<b>\$0</b>	<b>\$99,667,084</b>

**APPENDIX E: FIVE-YEAR FUNDED PROJECTS  
MISCELLANEOUS**

**TIP FISCAL YEARS 2025-2029  
HERNANDO/CITRUS MPO**

**Item Number:** 451758 1    **Project Description:** CRYSTAL RIVERS NWR HEADQUARTERS BYPASS ROAD - FLAP GRANT  
**District:** 07    **County:** CITRUS    **Type of Work:** NEW ROAD CONSTRUCTION  
**Extra Description:** CITY OF CRYSTAL RIVER IS GRANT RECIPIENT. FWS TO ADMINISTER    **Project Length:** 0.000  
**LRTP 2045 Reference:** Goal 3

Phase / Responsible Agency	Fiscal Year							
	<2025	2025	2026	2027	2028	2029	>2029	All Years
<b>PRELIMINARY ENGINEERING / RESPONSIBLE AGENCY NOT AVAILABLE</b>								
<b>Fund Code:</b> FLAP-FEDERAL LANDS ACCESS PROGRAM	\$195,000							\$195,000
<b>CONSTRUCTION / RESPONSIBLE AGENCY NOT AVAILABLE</b>								
<b>Fund Code:</b> FLAP-FEDERAL LANDS ACCESS PROGRAM		\$650,344						\$650,344
<b>Item: 451758 1 Totals</b>	<b>\$195,000</b>	<b>\$650,344</b>						<b>\$845,344</b>
<b>Project Totals</b>	<b>\$195,000</b>	<b>\$650,344</b>						<b>\$845,344</b>

**Item Number:** 452206 2    **Project Description:** US 41 AT SR 50 - ELECTRIC VEHICLE CHARGER DEPLOYM \*SIS\*  
**District:** 07    **County:** HERNANDO    **Type of Work:** ELECTRIC VEHICLE CHARGING  
**LRTP 2045 Reference:** Goal 3, Objective 1    **Project Length:** 0.371MI

Phase / Responsible Agency	Fiscal Year							
	<2025	2025	2026	2027	2028	2029	>2029	All Years
<b>OPERATIONS / RESPONSIBLE AGENCY NOT AVAILABLE</b>								
<b>Fund Code:</b> GFEV-GEN. FUND EVEHICLE CHARG. PGM			\$1,500,000					\$1,500,000
<b>CAPITAL / RESPONSIBLE AGENCY NOT AVAILABLE</b>								
<b>Fund Code:</b> GFEV-GEN. FUND EVEHICLE CHARG. PGM		\$900,000						\$900,000
<b>Item: 452206 2 Totals</b>		<b>\$900,000</b>	<b>\$1,500,000</b>					<b>\$2,400,000</b>

**Item Number:** 452206 3    **Project Description:** US 301 AT SR 50 - ELECTRIC VEHICLE CHARGER DEPLOYMENT - NEVI \*SIS\*  
**District:** 07    **County:** HERNANDO    **Type of Work:** ELECTRIC VEHICLE CHARGING  
**LRTP 2045 Reference:** Goal 3, Objective 1    **Project Length:** 0.168MI

Phase / Responsible Agency	Fiscal Year							
	<2025	2025	2026	2027	2028	2029	>2029	All Years
<b>OPERATIONS / RESPONSIBLE AGENCY NOT AVAILABLE</b>								
<b>Fund Code:</b> GFEV-GEN. FUND EVEHICLE CHARG. PGM			\$1,500,000					\$1,500,000
<b>CAPITAL / RESPONSIBLE AGENCY NOT AVAILABLE</b>								
<b>Fund Code:</b> GFEV-GEN. FUND EVEHICLE CHARG. PGM		\$900,000						\$900,000
<b>Item: 452206 3 Totals</b>		<b>\$900,000</b>	<b>\$1,500,000</b>					<b>\$2,400,000</b>
<b>Project Totals</b>		<b>\$1,800,000</b>	<b>\$3,000,000</b>					<b>\$4,800,000</b>
<b>Total Miscellaneous Projects</b>	<b>\$195,000</b>	<b>\$2,450,344</b>	<b>\$3,000,000</b>	<b>\$0</b>	<b>\$0</b>	<b>\$0</b>	<b>\$0</b>	<b>\$5,645,344</b>
<b>Grand Total</b>	<b>\$276,132,392</b>	<b>\$424,365,209</b>	<b>\$420,851,216</b>	<b>\$67,701,633</b>	<b>\$36,892,693</b>	<b>\$19,217,960</b>		<b>\$1,245,161,103</b>

**APPENDIX E**

**TIP FISCAL YEARS 2025-2029**

**SUMMARY BY PROJECT CATEGORY PER FISCAL YEAR**

**HERNANDO/CITRUS MPO**

Summary by Project Category	Fiscal Year							
	<2025	2025	2026	2027	2028	2029	>2029	All Years
Total Highway Projects	\$99,609,892	\$34,056,523	\$109,891,609	\$52,314,985	\$23,970,968	\$8,095,402	\$0	\$327,939,379
Total FL Turnpike Projects	\$38,943,050	\$376,108,452	\$297,174,145	\$1,093	\$1,910,000	\$0	\$0	\$714,136,740
Total Transportation Planning Projects	\$0	\$697,924	\$705,133	\$705,133	\$705,133	\$705,133	\$0	\$3,518,456
Total Maintenance Projects	\$68,913,571	\$3,783,656	\$3,733,656	\$3,733,656	\$3,733,656	\$3,784,905	\$0	\$87,683,100
Total Aviation Projects	\$0	\$1,261,000	\$570,000	\$4,740,000	\$0	\$0	\$0	\$6,571,000
Total Transit Projects	\$68,470,879	\$6,007,310	\$5,776,673	\$6,206,766	\$6,572,936	\$6,632,520	\$0	\$99,667,084
Total Miscellaneous Projects	\$195,000	\$2,450,344	\$3,000,000	\$0	\$0	\$0	\$0	\$5,645,344
<b>Total All Categories for 5-Year TIP FY 2025-FY 2029</b>	<b>\$276,132,392</b>	<b>\$424,365,209</b>	<b>\$420,851,216</b>	<b>\$67,701,633</b>	<b>\$36,892,693</b>	<b>\$19,217,960</b>	<b>\$0</b>	<b>\$1,245,161,103</b>

**APPENDIX E**

**TIP FISCAL YEARS 2025-2029**

**SUMMARY BY FUND TYPE/FUND NAME PER FISCAL YEAR**

**HERNANDO/CITRUS MPO**

<b>Fund</b>	<b>Fund Name</b>	<b>&lt;2025</b>	<b>2025</b>	<b>2026</b>	<b>2027</b>	<b>2028</b>	<b>2029</b>	<b>&gt;2029</b>	<b>All Years</b>
ACCM	ADVANCE CONSTRUCTION (CM)	240,873							240,873
ACNP	ADVANCE CONSTRUCTION NHPP	340,000		60,997,951		4,633,319			65,971,270
ACNR	AC NAT HWY PERFORM RESURFACING		9,011,925	1,459,282	7,032,378				17,503,585
ACPR	AC - PROTECT GRANT PGM			4,629,202					4,629,202
ACSA	ADVANCE CONSTRUCTION (SA)	34,130							34,130
ACSL	ADVANCE CONSTRUCTION (SL)	682,936							682,936
ACSM	STBG AREA POP. W/ 5K TO 49,999	610,758							610,758
ACSS	ADVANCE CONSTRUCTION (SS,HSP)			86,260					86,260
ARPA	AMERICAN RESCUE PLAN ACT	4,469,945							4,469,945
ARTW	ARTERIAL WIDENING PROGRAM		5,267,171						5,267,171
BA	DONOR BONUS, ANY AREA	740,031							740,031
CARB	CARBON REDUCTION GRANT PGM			1,477,955		2,142,180			3,620,135
CARL	CARB FOR URB. LESS THAN 200K				526,508	526,508	532,626		1,585,642
CARN	CARB FOR RURAL AREAS < 5K	779,352	314,742	326,601	320,771	326,434			2,067,900
CM	CONGESTION MITIGATION - AQ	692,192	29,036	1,813,696					2,534,924
D	UNRESTRICTED STATE PRIMARY	68,913,571	3,783,656	3,733,656	3,733,656	3,733,656	3,784,905		87,683,100
DDR	DISTRICT DEDICATED REVENUE	15,111,067	10,944,487	19,192,965	33,428,145	11,776,812	2,197,850		92,651,326
DEM	ENVIRONMENTAL MITIGATION	931							931
DIH	STATE IN-HOUSE PRODUCT SUPPORT	1,321,370	1,198,801	605,088	440,394	212,635	8,961		3,787,249
DPTO	STATE - PTO	4,273,218	475,013	175,730	1,983,600		978,843		7,886,404
DS	STATE PRIMARY HIGHWAYS & PTO	6,102,207		326,447	4,552,810	2,045,089			13,026,553
DU	STATE PRIMARY/FEDERAL REIMB	12,136,440	551,049	518,046	693,382	693,382	693,382		15,285,681
FAA	FEDERAL AVIATION ADMIN		954,900	108,000	972,000				2,034,900
FLAP	FEDERAL LANDS ACCESS PROGRAM	195,000	650,344						845,344
FTA	FEDERAL TRANSIT ADMINISTRATION	\$20,843,786	\$2,500,000	\$2,500,000	\$2,500,000	\$2,500,000	\$2,500,000		\$33,343,786
GFEV	GEN. FUND EVEHICLE CHARG. PGM		\$1,800,000	\$3,000,000					\$4,800,000
GFSA	GF STPBG ANY AREA	\$365,992							\$365,992
GRSC	GROWTH MANAGEMENT FOR SCOP		\$1,338,900	\$948,457	\$966,026		\$966,026		\$4,219,409
LF	LOCAL FUNDS	\$30,245,978	\$3,371,811	\$4,001,195	\$3,901,383	\$2,386,468	\$3,915,618		\$47,822,453
LFP	LOCAL FUNDS FOR PARTICIPATING				\$1,289,872				\$1,289,872
NHPP	IM, BRDG REPL, NATNL HWY-MAP21	\$1,700,768							\$1,700,768
PKBD	TURNPIKE MASTER BOND FUND		\$161,487,480	\$148,278,792					\$309,766,272
PKED	2012 SB1998-TURNPIKE FEEDER RD	\$19,820,563							\$19,820,563

**APPENDIX E** **TIP FISCAL YEARS 2025-2029**  
**SUMMARY BY FUND TYPE/FUND NAME PER FISCAL YEAR** **HERNANDO/CITRUS MPO**

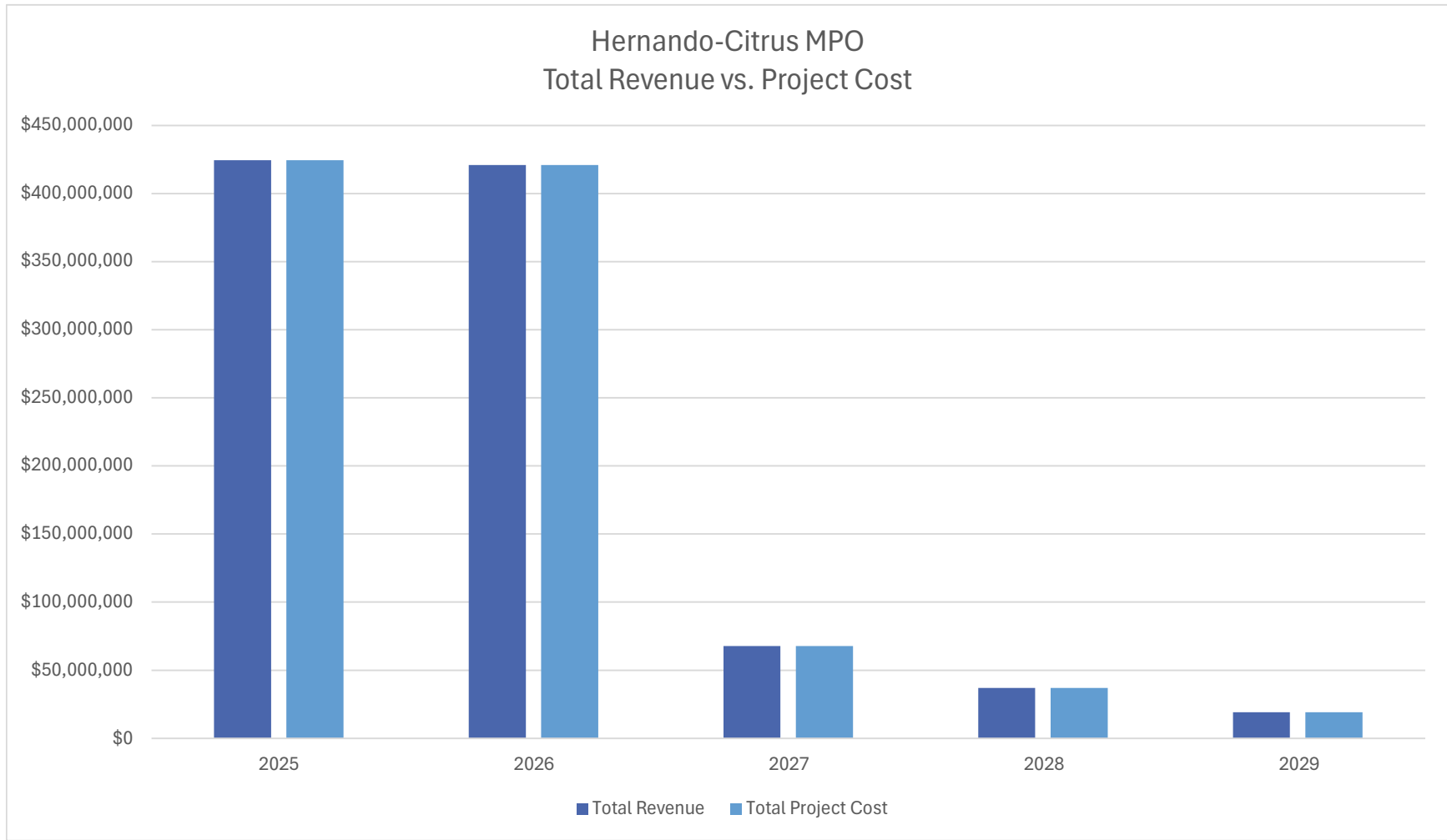
<b>Fund</b>	<b>Fund Name</b>	<b>&lt;2025</b>	<b>2025</b>	<b>2026</b>	<b>2027</b>	<b>2028</b>	<b>2029</b>	<b>&gt;2029</b>	<b>All Years</b>
PKYI	TURNPIKE IMPROVEMENT	\$18,875,943	\$213,070,972	\$127,171,868	\$1,093	\$1,910,000			\$361,029,876
PKYR	TURNPIKE RENEWAL & REPLACEMENT	\$246,544	\$1,550,000	\$21,723,485					\$23,520,029
PL	METRO PLAN (85% FA; 15% OTHER)		\$697,924	\$705,133	\$705,133	\$705,133	\$705,133		\$3,518,456
SA	STP, ANY AREA	\$4,277,741	\$1,298,445	\$5,781,732	\$547,488	\$643,108			\$12,548,514
SCED	2012 SB1998-SMALL CO OUTREACH		\$256,410	\$256,410	\$256,410		\$256,410		\$1,025,640
SCOP	SMALL COUNTY OUTREACH PROGRAM		\$230,714	\$247,117	\$256,923		\$258,462		\$993,216
SCWR	2015 SB2514A-SMALL CO OUTREACH	\$1,050,000	\$245,490	\$256,848	\$330,769		\$319,744		\$2,202,851
SIB1	STATE INFRASTRUCTURE BANK	\$54,108,744							\$54,108,744
SL	STP, AREAS <= 200K	\$2,549,351		\$3,275,521					\$5,824,872
SM	STBG AREA POP. W/ 5K TO 49,999	\$1,024,103	\$785,667	\$814,712	\$651,030				\$3,275,512
SN	STP, MANDATORY NON-URBAN <= 5K	\$3,927,822	\$2,550,272	\$2,659,334	\$2,611,862	\$2,657,969	\$2,100,000		\$16,507,259
SR2T	SAFE ROUTES - TRANSFER	\$451,036		\$972,476					\$1,423,512
TALL	TRANSPORTATION ALTS- <200K			\$384,231					\$384,231
TALT	TRANSPORTATION ALTS- ANY AREA			\$2,423,026					\$2,423,026
<b>Grand Total:</b>		<b>\$276,132,392</b>	<b>\$424,365,209</b>	<b>\$420,851,216</b>	<b>\$67,701,633</b>	<b>\$36,892,693</b>	<b>\$19,217,960</b>		<b>\$1,245,161,103</b>

**APPENDIX E****TIP FISCAL YEARS 2025-2029****SUMMARY BY FUNDING SOURCE PER FISCAL YEAR****HERNANDO/CITRUS MPO**

<b>Fund Type</b>	<b>&lt;2025</b>	<b>2025</b>	<b>2026</b>	<b>2027</b>	<b>2028</b>	<b>2029</b>	<b>&gt;2029</b>	<b>All Years</b>
Federal	\$56,062,256	\$21,144,304	\$93,933,158	\$16,560,552	\$14,828,033	\$6,531,141		<b>\$209,059,444</b>
Local	\$30,245,978	\$3,371,811	\$4,001,195	\$5,191,255	\$2,386,468	\$3,915,618		<b>\$49,112,325</b>
SIB	\$54,108,744							<b>\$54,108,744</b>
State 100%	\$116,592,927	\$23,740,642	\$25,742,718	\$45,948,733	\$17,768,192	\$8,771,201		<b>\$238,564,413</b>
Toll/Turnpike	\$19,122,487	\$376,108,452	\$297,174,145	\$1,093	\$1,910,000			<b>\$694,316,177</b>
<b>Grand Total:</b>	<b>\$276,132,392</b>	<b>\$424,365,209</b>	<b>\$420,851,216</b>	<b>\$67,701,633</b>	<b>\$36,892,693</b>	<b>\$19,217,960</b>		<b>\$1,245,161,103</b>

**APPENDIX E**  
**5-YEAR FUNDED PROJECTS FISCAL CONSTRAINT**

**TIP FISCAL YEARS 2025-2029**  
**HERNANDO/CITRUS MPO**



Fund Type	2025	2026	2027	2028	2029	All Years
<b>Total Revenue</b>	<b>\$424,365,209</b>	<b>\$420,851,216</b>	<b>\$67,701,633</b>	<b>\$36,892,693</b>	<b>\$19,217,960</b>	<b>\$969,028,711</b>
<b>Total Project Cost</b>	<b>\$424,365,209</b>	<b>\$420,851,216</b>	<b>\$67,701,633</b>	<b>\$36,892,693</b>	<b>\$19,217,960</b>	<b>\$969,028,711</b>



## **Appendix F: FDOT Annual List of Obligated Projects**

*Page blank for printing purposes*

**APPENDIX F** **TIP FISCAL YEARS 2025-2029**  
**FDOT DISTRICT 7 ANNUAL LISTING OF OBLIGATED PROJECTS** **HERNANDO/CITRUS MPO**

GROUP	COUNTY	RELATED KEY	ITEM NO	DESCRIPTION	WORK MIX	ROADWAY	LENGTH	MEASCODE	LANES EXISTING	LANES IMPROVED	LANES ADDED	PHASE	WPFUNDCD	RESPONSIBLE AGENCY MANAGING PROJECT	SIS	2023
HIGHWAYS	CITRUS	2571653	257165 3	US 41 (SR 45) FROM SR 44 TO S OF WITHLACOOCHEE TRAIL BRIDGE	ADD LANES & RECONSTRUCT	02010000	0.936	MI	2	2	2	CONSTRUCTION	CM	MANAGED BY FDOT	*NON-SIS*	\$281,441
HIGHWAYS	CITRUS	2571653	257165 3	US 41 (SR 45) FROM SR 44 TO S OF WITHLACOOCHEE TRAIL BRIDGE	ADD LANES & RECONSTRUCT	02010000	0.936	MI	2	2	2	CONSTRUCTION	GFSA	MANAGED BY FDOT	*NON-SIS*	\$172,937
HIGHWAYS	CITRUS	2571653	257165 3	US 41 (SR 45) FROM SR 44 TO S OF WITHLACOOCHEE TRAIL BRIDGE	ADD LANES & RECONSTRUCT	02010000	0.936	MI	2	2	2	CONSTRUCTION	GFSN	MANAGED BY FDOT	*NON-SIS*	\$40,297
HIGHWAYS	CITRUS	2571653	257165 3	US 41 (SR 45) FROM SR 44 TO S OF WITHLACOOCHEE TRAIL BRIDGE	ADD LANES & RECONSTRUCT	02010000	0.936	MI	2	2	2	CONSTRUCTION	PROT	MANAGED BY FDOT	*NON-SIS*	\$3,221,092
HIGHWAYS	CITRUS	2571653	257165 3	US 41 (SR 45) FROM SR 44 TO S OF WITHLACOOCHEE TRAIL BRIDGE	ADD LANES & RECONSTRUCT	02010000	0.936	MI	2	2	2	CONSTRUCTION	SA	MANAGED BY FDOT	*NON-SIS*	\$1,981,396
HIGHWAYS	CITRUS	2571653	257165 3	US 41 (SR 45) FROM SR 44 TO S OF WITHLACOOCHEE TRAIL BRIDGE	ADD LANES & RECONSTRUCT	02010000	0.936	MI	2	2	2	CONSTRUCTION	SN	MANAGED BY FDOT	*NON-SIS*	\$2,259,476
HIGHWAYS	CITRUS	2571653	257165 3	US 41 (SR 45) FROM SR 44 TO S OF WITHLACOOCHEE TRAIL BRIDGE	ADD LANES & RECONSTRUCT	02010000	0.936	MI	2	2	2	RIGHT OF WAY	SA	MANAGED BY FDOT	*NON-SIS*	\$163,000
HIGHWAYS	CITRUS	4058223	405822 3	US 19 (SR 55) FROM W JUMP COURT TO W FORT ISLAND TRAIL	ADD LANES & RECONSTRUCT	02030000	4.805	MI	4	6	2	CONSTRUCTION	NHPP	MANAGED BY FDOT	*SIS*	\$1,161,795

**APPENDIX F** **TIP FISCAL YEARS 2025-2029**  
**FDOT DISTRICT 7 ANNUAL LISTING OF OBLIGATED PROJECTS** **HERNANDO/CITRUS MPO**

GROUP	COUNTY	RELATED KEY	ITEM NO	DESCRIPTION	WORK MIX	ROADWAY	LENGTH	MEASCODE	LANES EXISTING	LANES IMPROVED	LANES ADDED	PHASE	WPFUNDCD	RESPONSIBLE AGENCY MANAGING PROJECT	SIS	2023
HIGHWAYS	CITRUS	4058225	405822 5	US 19 FROM W CARDINAL ST TO W GREEN ACRES ST	ADD LANES & RECONSTRUCT	02030000	2.045	MI	4	4	2	PRELIMINARY ENGINEERING	SA	MANAGED BY FDOT	*SIS*	\$4,470
HIGHWAYS	CITRUS	4300211	430021 1	CR490A/HALLS RIVER FROM W OF HALLS RIVER TO E OF HALLS RIVER	BRIDGE REPLACEMENT	02610000	0.333	MI	2	2	0	CONSTRUCTION	NHBR	MANAGED BY FDOT	*NON-SIS*	\$474,204
HIGHWAYS	CITRUS	4375141	437514 1	US 19/US 98/SR 55/S SUNCOAST BLVD FR HERNANDO CO LN TO W GREEN ACRES	RESURFACING	02030000	6.809	MI	4	4	0	CONSTRUCTION	HSP	MANAGED BY FDOT	*SIS*	-\$3,713
HIGHWAYS	CITRUS	4375141	437514 1	US 19/US 98/SR 55/S SUNCOAST BLVD FR HERNANDO CO LN TO W GREEN ACRES	RESURFACING	02030000	6.809	MI	4	4	0	CONSTRUCTION	SA	MANAGED BY FDOT	*SIS*	\$326,175
HIGHWAYS	CITRUS	4396981	439698 1	FOREST RIDGE ELEM FR CR486/NORVELL BRYANT HWY TO W LAKE BEVERLY DR	SIDEWALK	02000027	1.605	MI	0	2	0	CONSTRUCTION	SR2T	MANAGED BY FDOT	*NON-SIS*	-\$6,979
HIGHWAYS	CITRUS	4396981	439698 1	FOREST RIDGE ELEM FR CR486/NORVELL BRYANT HWY TO W LAKE BEVERLY DR	SIDEWALK	02000027	1.605	MI	0	2	0	PRELIMINARY ENGINEERING	SR2T	MANAGED BY FDOT	*NON-SIS*	-\$1,674
HIGHWAYS	CITRUS	4411041	441104 1	N TURKEY OAK DR FROM N BAY AVE TO SR 44	SIDEWALK	02000004	2.850	MI	0	2	0	CONSTRUCTION	SA	MANAGED BY FDOT	*NON-SIS*	-\$17,371
HIGHWAYS	CITRUS	4411041	441104 1	N TURKEY OAK DR FROM N BAY AVE TO SR 44	SIDEWALK	02000004	2.850	MI	0	2	0	CONSTRUCTION	SR2S	MANAGED BY FDOT	*NON-SIS*	-\$34,266

**APPENDIX F** **TIP FISCAL YEARS 2025-2029**  
**FDOT DISTRICT 7 ANNUAL LISTING OF OBLIGATED PROJECTS** **HERNANDO/CITRUS MPO**

GROUP	COUNTY	RELATED KEY	ITEM NO	DESCRIPTION	WORK MIX	ROADWAY	LENGTH	MEASCODE	LANES EXISTING	LANES IMPROVED	LANES ADDED	PHASE	WPFUNDCD	RESPONSIBLE AGENCY MANAGING PROJECT	SIS	2023
HIGHWAYS	CITRUS	4411041	441104 1	N TURKEY OAK DR FROM N BAY AVE TO SR 44	SIDEWALK	02000004	2.850	MI	0	2	0	CONSTRUCTION	SR2T	MANAGED BY FDOT	*NON-SIS*	\$7,566
HIGHWAYS	CITRUS	4411041	441104 1	N TURKEY OAK DR FROM N BAY AVE TO SR 44	SIDEWALK	02000004	2.850	MI	0	2	0	PRELIMINARY ENGINEERING	SA	MANAGED BY FDOT	*NON-SIS*	-\$340
HIGHWAYS	CITRUS	4466071	446607 1	NORTH G MARTINELLI BLVD @ RR CROSSING 628007L	RAIL SAFETY PROJECT		0.000		0	0	0	RAILROAD AND UTILITIES	RHH	MANAGED BY FDOT	*NON-SIS*	-\$1,745
HIGHWAYS	CITRUS	4466101	446610 1	NORTH G.W. CARVER ROAD @ RR CROSSING 622600V	RAIL SAFETY PROJECT		0.000		0	0	0	RAILROAD AND UTILITIES	RHH	MANAGED BY FDOT	*NON-SIS*	-\$6,030
HIGHWAYS	HERNANDO	2572984	257298 4	CR 578 (CO LINE RD) FROM E OF MARINER BLVD TO W OF SUNCOAST PARKWAY	ADD LANES & RECONSTRUCT	08000050	2.956	MI	2	2	2	PRELIMINARY ENGINEERING	SL	MANAGED BY FDOT	*NON-SIS*	\$5,000
HIGHWAYS	HERNANDO	2572985	257298 5	CR 578 (CO LINE RD) FROM SUNCOAST PARKWAY TO US41 AT AYERS RD	NEW ROAD CONSTRUCTION	08000050	1.492	MI	4	4	4	CONSTRUCTION	SU	MANAGED BY FDOT	*NON-SIS*	\$327,232
HIGHWAYS	HERNANDO	2572985	257298 5	CR 578 (CO LINE RD) FROM SUNCOAST PARKWAY TO US41 AT AYERS RD	NEW ROAD CONSTRUCTION	08000050	1.492	MI	4	4	4	PRELIMINARY ENGINEERING	SA	MANAGED BY FDOT	*NON-SIS*	\$66,363
HIGHWAYS	HERNANDO	2572985	257298 5	CR 578 (CO LINE RD) FROM SUNCOAST PARKWAY TO US41 AT AYERS RD	NEW ROAD CONSTRUCTION	08000050	1.492	MI	4	4	4	PRELIMINARY ENGINEERING	SL	MANAGED BY FDOT	*NON-SIS*	-\$36,274

**APPENDIX F** **TIP FISCAL YEARS 2025-2029**  
**FDOT DISTRICT 7 ANNUAL LISTING OF OBLIGATED PROJECTS** **HERNANDO/CITRUS MPO**

GROUP	COUNTY	RELATED KEY	ITEM NO	DESCRIPTION	WORK MIX	ROADWAY	LENGTH	MEASCODE	LANES EXISTING	LANES IMPROVED	LANES ADDED	PHASE	WPFUNDCD	RESPONSIBLE AGENCY MANAGING PROJECT	SIS	2023
HIGHWAYS	HERNANDO	2572986	257298 6	CR 578 @ MARINER INT FM SPRINGTIME STREET TO EAST OF MARINER BLVD	INTERSECTION IMPROVEMENT	08000050	0.674	MI	2	2	0	CONSTRUCTION	SA	MANAGED BY FDOT	*NON-SIS*	-\$37,335
HIGHWAYS	HERNANDO	4110122	411012 2	I-75 (SR 93) FROM N OF SR 50 TO HERNANDO/SUMTER CO/L	ADD LANES & REHABILITATE PVMNT	08150000	3.271	MI	4	4	2	CONSTRUCTION	NHPP	MANAGED BY FDOT	*SIS*	-\$139,428
HIGHWAYS	HERNANDO	4167323	416732 3	SR 50 FROM E OF US 98/MCKETHAN RD TO E OF US 301	ADD LANES & REHABILITATE PVMNT	08070000	2.154	MI	4	4	2	CONSTRUCTION	NHPP	MANAGED BY FDOT	*SIS*	\$9,563,130
HIGHWAYS	HERNANDO	4167324	416732 4	SR 50 FM WINDMERE RD/BRONSON BL TO E OF US 98/MCKETHAN RD	ADD LANES & REHABILITATE PVMNT	08070000	3.488	MI	5	5	2	CONSTRUCTION	NHPP	MANAGED BY FDOT	*SIS*	\$2,035,373
HIGHWAYS	HERNANDO	4167351	416735 1	SR 50/CORTEZ BLVD FROM W OF BUCK HOPE RD TO W OF JEFFERSON STREET	ADD LANES & REHABILITATE PVMNT	08002000	2.557	MI	4	4	2	PRELIMINARY ENGINEERING	NHPP	MANAGED BY FDOT	*SIS*	\$1,000
HIGHWAYS	HERNANDO	4167351	416735 1	SR 50/CORTEZ BLVD FROM W OF BUCK HOPE RD TO W OF JEFFERSON STREET	ADD LANES & REHABILITATE PVMNT	08002000	2.557	MI	4	4	2	PRELIMINARY ENGINEERING	SA	MANAGED BY FDOT	*SIS*	\$396,192
HIGHWAYS	HERNANDO	4300512	430051 2	SR 50 FROM LOCKHART RD TO E OF REMINGTON RD	ADD LANES & REHABILITATE PVMNT	08070000	0.355	MI	4	4	2	CONSTRUCTION	GFSL	MANAGED BY FDOT	*SIS*	-\$50,217
HIGHWAYS	HERNANDO	4300512	430051 2	SR 50 FROM LOCKHART RD TO E OF REMINGTON RD	ADD LANES & REHABILITATE PVMNT	08070000	0.355	MI	4	4	2	CONSTRUCTION	NHPP	MANAGED BY FDOT	*SIS*	\$3,176

**APPENDIX F** **TIP FISCAL YEARS 2025-2029**  
**FDOT DISTRICT 7 ANNUAL LISTING OF OBLIGATED PROJECTS** **HERNANDO/CITRUS MPO**

GROUP	COUNTY	RELATED KEY	ITEM NO	DESCRIPTION	WORK MIX	ROADWAY	LENGTH	MEASCODE	LANES EXISTING	LANES IMPROVED	LANES ADDED	PHASE	WPFUNDCD	RESPONSIBLE AGENCY MANAGING PROJECT	SIS	2023
HIGHWAYS	HERNANDO	4337141	433714 1	LINDEN DR FROM CORONADO DR TO SPRING HILL DR	SIDEWALK	08000043	0.689	MI	0	2	0	CONSTRUCTION	TALL	MANAGED BY FDOT	*NON-SIS*	-\$5,616
HIGHWAYS	HERNANDO	4337141	433714 1	LINDEN DR FROM CORONADO DR TO SPRING HILL DR	SIDEWALK	08000043	0.689	MI	0	2	0	CONSTRUCTION	TALL	MANAGED BY HERNANDO COUNTY BOCC	*NON-SIS*	-\$76,957
HIGHWAYS	HERNANDO	4337141	433714 1	LINDEN DR FROM CORONADO DR TO SPRING HILL DR	SIDEWALK	08000043	0.689	MI	0	2	0	CONSTRUCTION	TALT	MANAGED BY FDOT	*NON-SIS*	-\$1,019
HIGHWAYS	HERNANDO	4337141	433714 1	LINDEN DR FROM CORONADO DR TO SPRING HILL DR	SIDEWALK	08000043	0.689	MI	0	2	0	CONSTRUCTION	TALT	MANAGED BY HERNANDO COUNTY BOCC	*NON-SIS*	-\$8,338
HIGHWAYS	HERNANDO	4367121	436712 1	BROOKSVILLE ELEMENTARY - HOWELL AVE FROM CROOM RD TO US 41/BROAD ST	SIDEWALK	08000007	0.602	MI	0	2	0	CONSTRUCTION	TALL	MANAGED BY FDOT	*NON-SIS*	-\$1,559
HIGHWAYS	HERNANDO	4374841	437484 1	W LANDOVER BLVD FROM NORTHCLIFFE BLVD TO ELGIN BLVD	SIDEWALK	08900006	1.233	MI	0	2	0	CONSTRUCTION	TALL	MANAGED BY HERNANDO COUNTY BOARD OF COUNTY	*NON-SIS*	\$341,176
HIGHWAYS	HERNANDO	4374841	437484 1	W LANDOVER BLVD FROM NORTHCLIFFE BLVD TO ELGIN BLVD	SIDEWALK	08900006	1.233	MI	0	2	0	CONSTRUCTION	TALT	MANAGED BY FDOT	*NON-SIS*	\$18,071
HIGHWAYS	HERNANDO	4374841	437484 1	W LANDOVER BLVD FROM NORTHCLIFFE BLVD TO ELGIN BLVD	SIDEWALK	08900006	1.233	MI	0	2	0	CONSTRUCTION	TALT	MANAGED BY HERNANDO COUNTY BOARD OF COUNTY	*NON-SIS*	\$340,971

**APPENDIX F** **TIP FISCAL YEARS 2025-2029**  
**FDOT DISTRICT 7 ANNUAL LISTING OF OBLIGATED PROJECTS** **HERNANDO/CITRUS MPO**

GROUP	COUNTY	RELATED KEY	ITEM NO	DESCRIPTION	WORK MIX	ROADWAY	LENGTH	MEASCODE	LANES EXISTING	LANES IMPROVED	LANES ADDED	PHASE	WPFUNDCD	RESPONSIBLE AGENCY MANAGING PROJECT	SIS	2023
HIGHWAYS	HERNANDO	4386511	438651 1	S LINDEN DRIVE SIDEWALK FROM COUNTY LINE RD TO SPRING HILL DR	SIDEWALK	08000043	2.610	MI	0	2	0	PRELIMINARY ENGINEERING	TALT	MANAGED BY FDOT	*NON-SIS*	\$2,000
HIGHWAYS	HERNANDO	4394481	439448 1	US 98/SR 700/PONCE DE LEON FR N OF CITRUS WAY/CR491 TO S OF CITRUS WAY	ROUNDBOUT	08080000	0.495	MI	2	2	0	CONSTRUCTION	HSP	MANAGED BY FDOT	*NON-SIS*	-\$32,517
HIGHWAYS	HERNANDO	4395081	439508 1	ELGIN BLVD FROM DELTONA BLVD TO MARINER BLVD	SIDEWALK	08000042	2.520	MI	0	2	0	PRELIMINARY ENGINEERING	TALT	MANAGED BY FDOT	*NON-SIS*	-\$196
HIGHWAYS	HERNANDO	4395091	439509 1	DELTONA BLVD FROM ELGIN BLVD TO SR 50 (CORTEZ BLVD)	SIDEWALK	08000010	0.505	MI	0	2	0	CONSTRUCTION	TALT	MANAGED BY FDOT	*NON-SIS*	-\$5,988
HIGHWAYS	HERNANDO	4395091	439509 1	DELTONA BLVD FROM ELGIN BLVD TO SR 50 (CORTEZ BLVD)	SIDEWALK	08000010	0.505	MI	0	2	0	CONSTRUCTION	TALT	MANAGED BY HERNANDO COUNTY BOARD OF COUNTY	*NON-SIS*	-\$7,502
HIGHWAYS	HERNANDO	4413861	441386 1	US 41/SR 45/BROAD ST FR N OF INGRAM ST TO OAKS MHP	RESURFACING	08010000	1.952	MI	6	6	0	CONSTRUCTION	NHPP	MANAGED BY FDOT	*NON-SIS*	\$204,314
HIGHWAYS	HERNANDO	4472371	447237 1	US 98/SR 50 AT MONDON HILL RD	RESURFACING	08070000	0.265	MI	4	4	0	PRELIMINARY ENGINEERING	SL	MANAGED BY FDOT	*SIS*	\$580,222
HIGHWAYS	HERNANDO	4479481	447948 1	SR 50 FROM MONDON HILL RD TO S OF JASMINE DR	RESURFACING	08050000	4.147	MI	4	4	0	PRELIMINARY ENGINEERING	SA	MANAGED BY FDOT	*SIS*	\$1,044,978



**APPENDIX F** **TIP FISCAL YEARS 2025-2029**  
**FDOT DISTRICT 7 ANNUAL LISTING OF OBLIGATED PROJECTS** **HERNANDO/CITRUS MPO**

GROUP	COUNTY	RELATED KEY	ITEM NO	DESCRIPTION	WORK MIX	ROADWAY	LENGTH	MEASCODE	LANES EXISTING	LANES IMPROVED	LANES ADDED	PHASE	WPFUNDCD	RESPONSIBLE AGENCY MANAGING PROJECT	SIS	2023
MISC	CITRUS	4373491	437349 1	WITHLACOOCHEE-DUNNELLO TRAIL CONNECTOR FM N END WITHLA. TO S END DUNN	BIKE PATH/TRAIL		0.000		0	0	0	CONSTRUCTION	RED	MANAGED BY FDOT	*NON-SIS*	\$340,365
MISC	CITRUS	4373491	437349 1	WITHLACOOCHEE-DUNNELLO TRAIL CONNECTOR FM N END WITHLA. TO S END DUNN	BIKE PATH/TRAIL		0.000		0	0	0	CONSTRUCTION	SA	MANAGED BY FDOT	*NON-SIS*	\$83,441
MISC	CITRUS	4373491	437349 1	WITHLACOOCHEE-DUNNELLO TRAIL CONNECTOR FM N END WITHLA. TO S END DUNN	BIKE PATH/TRAIL		0.000		0	0	0	CONSTRUCTION	SN	MANAGED BY FDOT	*NON-SIS*	-\$29,897
PLANNING	HERNANDO	4387474	438747 4	HERNANDO PLANNING MODEL STUDIES	PLANNING MODELS/DATA UPDATE		0.000		0	0	0	PRELIMINARY ENGINEERING	SL	MANAGED BY FDOT	*NON-SIS*	\$1,000
PLANNING	HERNANDO	4393353	439335 3	HERNANDO/CITRUS FY 2020/2021-2021/2022 UPWP	TRANSPORTATION PLANNING		0.000		0	0	0	PRELIMINARY ENGINEERING	PL	MANAGED BY HERNANDO COUNTY MPO	*NON-SIS*	-\$227,174
PLANNING	HERNANDO	4393354	439335 4	HERNANDO/CITRUS FY 2022/2023-2023/2024 UPWP	TRANSPORTATION PLANNING		0.000		0	0	0	PRELIMINARY ENGINEERING	PL	RESPONSIBLE AGENCY NOT AVAILABLE	*NON-SIS*	\$1,112,137
															Total	\$25,827,855

*Page blank for printing purposes*

## **Appendix G: Local Agency Capital Improvement Programs**

*Page blank for printing purposes*

**APPENDIX G: HERNANDO COUNTY, FLORIDA  
LOCAL AGENCY CAPITAL IMPROVEMENT PLANS**

**TIP FISCAL YEARS 2025-2029  
HERNANDO/CITRUS MPO**

**APPENDIX G: HERNANDO COUNTY, FLORIDA**

**Department of Public Works FY 2025-29 CIP**

<b>Projects by Category</b>	<b>Sum of FY 2024</b>	<b>Sum of FY 2025</b>	<b>Sum of FY 2026</b>	<b>Sum of FY 2027</b>	<b>Sum of FY 2028</b>	<b>Sum of FY 2029</b>	<b>Sum of Total</b>
<b>Capacity</b>	<b>10,142,460</b>	<b>17,513,300</b>	<b>8,704,000</b>	<b>5,732,000</b>	<b>15,193,000</b>	<b>15,031,000</b>	<b>62,173,300</b>
<b>Anderson Snow/Corp Rdwy Inters Improv - 111817</b>	<b>7,170,900</b>	-	-	-	-	-	-
Construction - 1013-34606-5616306	7,170,900	-	-	-	-	-	-
<b>Ayers/Culbreath/Hayman Intersection Improv - 112004</b>	-	<b>604,000</b>	<b>2,100,000</b>	-	-	-	<b>2,704,000</b>
Acquisition - 3333-03323-5606101	-	339,000	-	-	-	-	-
Construction - 3333-03323-5616306	-	-	2,100,000	-	-	-	2,704,000
Acquisition - 1017-03231-5606101	-	265,000	-	-	-	-	-
<b>Barclay Avenue Multilaning Ph 1 (SR50 to Lucky) - 100380</b>	<b>2,671,560</b>	<b>5,000,000</b>	-	-	-	-	<b>5,000,000</b>
Acquisition - 3334-03324-5606101	2,271,560	-	-	-	-	-	-
Design - 3334-03324-5616360	400,000	-	-	-	-	-	-
Construction - 3334-03324-5616360	-	5,000,000	-	-	-	-	5,000,000
<b>Barclay Avenue Multilaning Ph 2 (Elgin to San Antonio) - 100380</b>	-	<b>11,259,300</b>	-	-	-	-	<b>11,259,300</b>
Acquisition - 3334-03324-5606101	-	150,000	-	-	-	-	-
Design - 3334-03324-5616360	-	610,000	-	-	-	-	-
Construction - 3331-03321-5616360	-	5,158,000	-	-	-	-	-
Construction - 1017-03231-5616360	-	5,341,300	-	-	-	-	11,259,300
<b>Barclay Avenue Multilaning Ph 3 (San Antonio to Lucky) - 100380</b>	-	-	<b>520,000</b>	<b>1,250,000</b>	<b>1,250,000</b>	-	<b>3,020,000</b>
Acquisition - 3334-03324-5606101	-	-	-	1,250,000	1,250,000	-	3,020,000
Design - 3334-03324-5616360	-	-	520,000	-	-	-	-
<b>Coastal Way Intersection Imp - 105900</b>	<b>50,000</b>	<b>650,000</b>	-	-	-	-	<b>650,000</b>
Construction - 3331-03321-5616330	-	650,000	-	-	-	-	650,000
Acquisition - 3331-03321-5616330	50,000	-	-	-	-	-	-
<b>Kettering Road Multilaning (SR50 to Powerline) - 112049</b>	-	-	<b>4,059,000</b>	<b>1,107,000</b>	<b>9,594,000</b>	-	<b>14,760,000</b>
Construction - 1013-03211-5616306	-	-	-	-	9,594,000	-	14,760,000
Design - 1013-03211-5616306	-	-	2,952,000	-	-	-	-
Acquisition - 1013-03211-5616306	-	-	1,107,000	1,107,000	-	-	-
<b>Mariner W Frontage Rd (Evergreen Woods to Mariner) - 109900</b>	-	-	-	-	<b>474,000</b>	<b>577,500</b>	<b>1,051,500</b>
Acquisition - 3334-03324-5606101	-	-	-	-	345,000	-	-
Construction - 3334-03324-5616306	-	-	-	-	-	577,500	1,051,500
Design - 3334-03324-5616306	-	-	-	-	129,000	-	-
<b>SR50 Frontage Rd W of Mariner (Kadri to Evergreen) - 105840</b>	-	-	-	-	-	<b>953,500</b>	<b>953,500</b>
Acquisition - 3334-03324-5616340	-	-	-	-	-	530,000	-
Construction - 3334-03324-5616340	-	-	-	-	-	423,500	953,500

**APPENDIX G: HERNANDO COUNTY, FLORIDA  
LOCAL AGENCY CAPITAL IMPROVEMENT PLANS**

**TIP FISCAL YEARS 2025-2029  
HERNANDO/CITRUS MPO**

**Department of Public Works FY 2025-29 CIP**

<b>PROJECTS BY CATEGORY</b>	<b>Sum of FY 2024</b>	<b>Sum of FY 2025</b>	<b>Sum of FY 2026</b>	<b>Sum of FY 2027</b>	<b>Sum of FY 2028</b>	<b>Sum of FY 2029</b>	<b>Sum of Total</b>
<b>Star Rd Imp - 105930</b>	-	-	-	-	<b>250,000</b>	-	<b>250,000</b>
Acquisition - 3331-03321-5616321	-	-	-	-	250,000	-	250,000
<b>Sunshine Grove Road Multilaning (Ken Austin to Hexam) - 112050</b>	-	-	<b>2,025,000</b>	<b>3,375,000</b>	<b>3,375,000</b>	<b>13,500,000</b>	<b>22,275,000</b>
Construction - 1013-03211-5616306	-	-	-	-	-	13,500,000	22,275,000
Design - 1013-03211-5616306	-	-	2,025,000	-	-	-	-
Acquisition - 1013-03211-5616306	-	-	-	3,375,000	3,375,000	-	-
<b>Weeping Willow Rd Imp - 105940</b>	-	-	-	-	<b>250,000</b>	-	<b>250,000</b>
Acquisition - 3331-03321-5616321	-	-	-	-	250,000	-	250,000
<b>Westside Elementary School Road Improv - 111956</b>	<b>250,000</b>	-	-	-	-	-	-
Construction - 3334-03324-5616306	240,000	-	-	-	-	-	-
Design - 3334-03324-5616306	10,000	-	-	-	-	-	-

**APPENDIX G: HERNANDO COUNTY, FLORIDA  
LOCAL AGENCY CAPITAL IMPROVEMENT PLANS**

**TIP FISCAL YEARS 2025-2029  
HERNANDO/CITRUS MPO**

**Department of Public Works FY 2025-29 CIP**

<b>PROJECTS BY CATEGORY</b>	<b>Sum of FY 2024</b>	<b>Sum of FY 2025</b>	<b>Sum of FY 2026</b>	<b>Sum of FY 2027</b>	<b>Sum of FY 2028</b>	<b>Sum of FY 2029</b>	<b>Sum of Total</b>
<b>Capital-Other</b>	<b>1,728,550</b>	<b>1,170,000</b>	<b>-</b>	<b>350,000</b>	<b>1,675,000</b>	<b>4,750,000</b>	<b>7,945,000</b>
<b>Cobblestone @ Spring Hill Intersection Improv - 109850</b>	<b>-</b>	<b>-</b>	<b>-</b>	<b>-</b>	<b>575,000</b>	<b>-</b>	<b>575,000</b>
Construction - 1015-03221-5616314	-	-	-	-	500,000	-	-
Design - 1015-03221-5616314	-	-	-	-	75,000	-	575,000
<b>County Line @ Anderson Snow Intersection Improv - TBD</b>	<b>-</b>	<b>-</b>	<b>-</b>	<b>-</b>	<b>325,000</b>	<b>-</b>	<b>325,000</b>
Construction - 1015-03221-5616314	-	-	-	-	250,000	-	-
Design - 1015-03221-5616314	-	-	-	-	75,000	-	325,000
<b>Cyril Bypass Rdwy (Grant) - 111150</b>	<b>1,728,550</b>	<b>-</b>	<b>-</b>	<b>-</b>	<b>-</b>	<b>-</b>	<b>-</b>
Construction - 1013-34702-5616316	1,728,550	-	-	-	-	-	-
<b>DPW AC System Replacement - TBD</b>	<b>-</b>	<b>-</b>	<b>-</b>	<b>250,000</b>	<b>-</b>	<b>-</b>	<b>250,000</b>
Design - 1015-03221-5606201	-	-	-	25,000	-	-	-
Construction - 1015-03221-5606201	-	-	-	225,000	-	-	250,000
<b>DPW Building Exterior Restoration - TBD</b>	<b>-</b>	<b>-</b>	<b>-</b>	<b>100,000</b>	<b>-</b>	<b>-</b>	<b>100,000</b>
Construction - 1015-03221-5606201	-	-	-	100,000	-	-	100,000
<b>DPW Parking Lot Overlay - TBD</b>	<b>-</b>	<b>-</b>	<b>-</b>	<b>-</b>	<b>150,000</b>	<b>-</b>	<b>150,000</b>
Construction - 1015-03221-5606201	-	-	-	-	150,000	-	150,000
<b>Mariner Blvd Median Improvements - 112060</b>	<b>-</b>	<b>700,000</b>	<b>-</b>	<b>-</b>	<b>-</b>	<b>-</b>	<b>700,000</b>
Construction - 1015-03221-5616310	-	700,000	-	-	-	-	700,000
<b>Northcliff @ Deltona Intersection Improv - TBD</b>	<b>-</b>	<b>-</b>	<b>-</b>	<b>-</b>	<b>125,000</b>	<b>-</b>	<b>125,000</b>
Construction - 1015-03221-5616314	-	-	-	-	100,000	-	-
Design - 1015-03221-5616314	-	-	-	-	25,000	-	125,000
<b>Petit Lane Realignment - 111810</b>	<b>-</b>	<b>470,000</b>	<b>-</b>	<b>-</b>	<b>-</b>	<b>-</b>	<b>470,000</b>
Construction - 1013-03211-5616306	-	470,000	-	-	-	-	470,000
<b>Spring Lake @ SR50/Cortez Intersection Improv - TBD</b>	<b>-</b>	<b>-</b>	<b>-</b>	<b>-</b>	<b>100,000</b>	<b>750,000</b>	<b>850,000</b>
Construction - 1015-03221-5616314	-	-	-	-	-	750,000	-
Design - 1015-03221-5616314	-	-	-	-	100,000	-	850,000
<b>Weeki Wachee High School Road Imp - 111955</b>	<b>-</b>	<b>-</b>	<b>-</b>	<b>-</b>	<b>400,000</b>	<b>4,000,000</b>	<b>4,400,000</b>
Construction - 1013-03211-5616306	-	-	-	-	-	4,000,000	4,400,000
Design - 1013-03211-5616306	-	-	-	-	400,000	-	-

**APPENDIX G: HERNANDO COUNTY, FLORIDA  
LOCAL AGENCY CAPITAL IMPROVEMENT PLANS**

**TIP FISCAL YEARS 2025-2029  
HERNANDO/CITRUS MPO**

**Department of Public Works FY 2025-29 CIP**

<b>PROJECTS BY CATEGORY</b>	<b>Sum of FY 2024</b>	<b>Sum of FY 2025</b>	<b>Sum of FY 2026</b>	<b>Sum of FY 2027</b>	<b>Sum of FY 2028</b>	<b>Sum of FY 2029</b>	<b>Sum of Total</b>
<b>Pavement Mgmt-Collector</b>	<b>2,601,000</b>	<b>7,235,440</b>	<b>20,905,910</b>	<b>5,228,000</b>	<b>12,619,250</b>	<b>4,858,500</b>	<b>50,847,100</b>
<b>Anderson Snow Road Resurfacing (Spring Hill to Edward Knoll) - TBD</b>	-	<b>500,000</b>	-	-	-	-	<b>500,000</b>
Construction - 1022-03241-5616305	-	455,000	-	-	-	-	
Design - 1022-03241-5616305	-	45,000	-	-	-	-	500,000
<b>Cedar Lane Resurfacing (SR50 to Powell) - TBD</b>	-	-	-	-	-	<b>1,319,950</b>	<b>1,319,950</b>
Construction - 1022-03241-5616305	-	-	-	-	-	1,146,950	
Design - 1022-03241-5616305	-	-	-	-	-	173,000	1,319,950
<b>Citurs Way Resurfacing (Lake Lindsey to Kensington) - TBD</b>	-	-	<b>927,000</b>	-	-	-	<b>927,000</b>
Construction - 1022-03241-5616305	-	-	842,000	-	-	-	
Design - 1022-03241-5616305	-	-	85,000	-	-	-	927,000
<b>Cobb Road Resurfacing (SR50 to Ponce DeLeon/US98) - 109750</b>	-	-	<b>3,184,750</b>	-	-	-	<b>3,184,750</b>
Construction - 1022-03241-5616305	-	-	2,800,000	-	-	-	
Design - 1022-03241-5616305	-	-	384,750	-	-	-	3,184,750
<b>CR581/Emerson Road Resurfacing (Powell to SR50) - 111892</b>	-	<b>1,300,000</b>	-	-	-	-	<b>1,300,000</b>
Construction - 1022-03241-5999078	-	250,000	-	-	-	-	1,300,000
Construction - 1022-34608-5616305	-	1,050,000	-	-	-	-	
<b>Croom Rd Safety Edge (US41 to Jacobson) - 109780</b>	-	-	<b>300,000</b>	-	-	-	<b>300,000</b>
Construction - 1022-03241-5616305	-	-	300,000	-	-	-	300,000
<b>Culbreath Road Resurfacing (Powell to Pasco) - 108290</b>	-	-	-	-	<b>2,374,000</b>	-	<b>2,374,000</b>
Construction - 1022-03241-5616305	-	-	-	-	1,924,000	-	2,374,000
Design - 1022-03241-5616305	-	-	-	-	450,000	-	
<b>Deltona Blvd Resurfacing (Philatelic to Northcliff) - TBD</b>	-	-	<b>984,000</b>	-	-	-	<b>984,000</b>
Construction - 1022-03241-5616305	-	-	894,000	-	-	-	
Design - 1022-03241-5616305	-	-	90,000	-	-	-	984,000
<b>Grove Road Resurfacing (SR50-Ken Austin Pkw/pvmt end) - 111690</b>	-	-	-	<b>250,000</b>	<b>1,250,000</b>	-	<b>1,500,000</b>
Construction - 1022-03241-5616305	-	-	-	-	1,250,000	-	1,500,000
Design - 1022-03241-5606101	-	-	-	250,000	-	-	
<b>Hayman Road Resurfacing (Culbreath to Spring Lake) - 112019</b>	-	-	<b>3,157,260</b>	-	-	-	<b>3,157,260</b>
Construction - 1022-03241-5616305	-	-	3,057,260	-	-	-	3,157,260
Design - 1022-03241-5616305	-	-	100,000	-	-	-	
<b>Hayman Road Safety Upgrade - 111893</b>	-	<b>950,440</b>	-	-	-	-	<b>950,440</b>
Construction - 1022-03241-5616306	-	586,690	-	-	-	-	950,440
Construction - 1022-34605-5616306	-	363,750	-	-	-	-	
<b>Hickory Hill Resurfacing (Spring Lk to 2300' E of Baseball Pond) - TBD</b>	-	-	<b>770,000</b>	-	-	-	<b>770,000</b>
Construction - 1022-03241-5616305	-	-	700,000	-	-	-	700,000
Design - 1022-03241-5616305	-	-	70,000	-	-	-	70,000



**APPENDIX G: HERNANDO COUNTY, FLORIDA  
LOCAL AGENCY CAPITAL IMPROVEMENT PLANS**

**TIP FISCAL YEARS 2025-2029  
HERNANDO/CITRUS MPO**

**Department of Public Works FY 2025-29 CIP**

<b>PROJECTS BY CATEGORY</b>	<b>Sum of FY 2024</b>	<b>Sum of FY 2025</b>	<b>Sum of FY 2026</b>	<b>Sum of FY 2027</b>	<b>Sum of FY 2028</b>	<b>Sum of FY 2029</b>	<b>Sum of Total</b>
<b>Lake Lindsey Phase 4 Resurfacing - 109910</b>	-	-	1,500,000	-	-	-	1,500,000
Construction - 1022-03241-5616305	-	-	1,500,000	-	-	-	1,500,000
<b>Landover Blvd Phase 1 Resurfacing (Mariner N to Elgin) - 111947</b>	-	-	880,000	-	-	-	880,000
Construction - 1022-03241-5616305	-	-	800,000	-	-	-	880,000
Design - 1022-03241-5616305	-	-	80,000	-	-	-	880,000
<b>Landover Blvd Phase 2 Resurfacing (Elgin to Mariner S) - 111948</b>	-	-	1,200,000	-	-	-	1,200,000
Construction - 1022-03241-5616305	-	-	1,100,000	-	-	-	1,200,000
Design - 1022-03241-5616305	-	-	100,000	-	-	-	1,200,000
<b>Landover Blvd Phase 3 Resurfacing (Mariner S - Northcliff) - 111949</b>	-	-	550,000	-	-	-	550,000
Construction - 1022-03241-5616305	-	-	500,000	-	-	-	550,000
Design - 1022-03241-5616305	-	-	50,000	-	-	-	550,000
<b>Lockhart Road Resurfacing (SR50 to Powerline Rd) - TBD</b>	-	-	1,891,900	-	-	-	1,891,900
Construction - 1022-03241-5616305	-	-	1,641,900	-	-	-	1,891,900
Design - 1022-03241-5616305	-	-	250,000	-	-	-	1,891,900
<b>MLK Blvd Resurfacing - 108240</b>	-	607,000	-	-	-	-	607,000
Construction - 1022-03241-5616305	-	552,000	-	-	-	-	607,000
Design - 1022-03241-5616305	-	55,000	-	-	-	-	607,000
<b>Northcliff Blvd Resurfacing (Azora to Mariner) - TBD</b>	-	-	-	-	1,095,250	-	1,095,250
Construction - 1022-03241-5616305	-	-	-	-	952,250	-	1,095,250
Design - 1022-03241-5616305	-	-	-	-	143,000	-	1,095,250
<b>Northcliff Blvd Resurfacing (US19 to Azora) - TBD</b>	-	-	296,000	1,968,000	-	-	2,264,000
Construction - 1022-03241-5616305	-	-	-	1,968,000	-	-	2,264,000
Design - 1022-03241-5616305	-	-	296,000	-	-	-	2,264,000
<b>Philatelic Drive Resurfacing - 112059</b>	401,000	-	-	-	-	-	-
Construction - 1022-03241-5616367	395,000	-	-	-	-	-	-
Design - 1022-03241-5616367	6,000	-	-	-	-	-	-
<b>Powell Road Resurfacing (California to Suncoast Pkwy) - 111946</b>	2,200,000	-	-	-	-	-	-
Construction - 1022-03241-5616305	2,200,000	-	-	-	-	-	-
<b>Powell Road Resurfacing (Emerson to Spring Lake) - TBD</b>	-	-	-	-	4,400,000	-	4,400,000
Construction - 1022-03241-5616305	-	-	-	-	4,000,000	-	4,400,000
Design - 1022-03241-5616305	-	-	-	-	400,000	-	4,400,000
<b>Powell Road Resurfacing (US41-Emerson) - 111700</b>	-	-	2,250,000	-	-	-	2,250,000
Construction - 1022-03241-5616305	-	-	2,000,000	-	-	-	2,250,000
Design - 1022-03241-5616305	-	-	250,000	-	-	-	2,250,000
<b>Ridge Manor Blvd Resurfacing (SR50 to US301) - TBD</b>	-	-	-	-	-	1,238,550	1,238,550
Construction - 1022-03241-5616305	-	-	-	-	-	1,076,550	1,238,550

**APPENDIX G: HERNANDO COUNTY, FLORIDA  
LOCAL AGENCY CAPITAL IMPROVEMENT PLANS**

**TIP FISCAL YEARS 2025-2029  
HERNANDO/CITRUS MPO**

**Department of Public Works FY 2025-29 CIP**

<b>PROJECTS BY CATEGORY</b>	<b>Sum of FY 2024</b>	<b>Sum of FY 2025</b>	<b>Sum of FY 2026</b>	<b>Sum of FY 2027</b>	<b>Sum of FY 2028</b>	<b>Sum of FY 2029</b>	<b>Sum of Total</b>
Design - 1022-03241-5616305	-	-	-	-	-	162,000	1,238,550
<b>Spring Hill Drive Phase 1 Resurfacing (US19 to Deltona) - 111951</b>	-	<b>2,300,000</b>	-	-	-	-	<b>2,300,000</b>
Construction - 1022-03241-5616305	-	2,070,000	-	-	-	-	
Design - 1022-03241-5616305	-	230,000	-	-	-	-	2,300,000
<b>Spring Hill Drive Phase 2 Resurfacing (Deltona to Mariner) - 111952</b>	-	-	<b>2,300,000</b>	-	-	-	<b>2,300,000</b>
Construction - 1022-03241-5616305	-	-	2,070,000	-	-	-	
Design - 1022-03241-5616305	-	-	230,000	-	-	-	2,300,000
<b>Spring Hill Drive Phase 3 Resurfacing (Mariner to E Linden) - 111953</b>	-	-	-	<b>2,300,000</b>	-	-	<b>2,300,000</b>
Construction - 1022-03241-5616305	-	-	-	2,070,000	-	-	
Design - 1022-03241-5616305	-	-	-	230,000	-	-	2,300,000
<b>Spring Hill Drive Phase 4 Resurfacing (E Linden to Barclay) - 111954</b>	-	-	-	-	<b>2,300,000</b>	-	<b>2,300,000</b>
Construction - 1022-03241-5616305	-	-	-	-	2,070,000	-	
Design - 1022-03241-5616305	-	-	-	-	230,000	-	2,300,000
<b>Spring Hill Drive Phase 5 Resurfacing (Barclay to California) - TBD</b>	-	-	-	-	-	<b>2,300,000</b>	<b>2,300,000</b>
Construction - 1022-03241-5616305	-	-	-	-	-	2,070,000	
Design - 1022-03241-5616305	-	-	-	-	-	230,000	2,300,000
<b>Spring Hill Drive Phase 6 Resurfacing (California to US41/Broad) - TBD</b>	-	-	-	-	-	-	-
Construction - 1022-03241-5616305	-	-	-	-	-	-	
Design - 1022-03241-5616305	-	-	-	-	-	-	-
<b>Sunshine Grove Resurfacing (Hexam-Centraillia) - 111710</b>	-	-	-	<b>60,000</b>	<b>1,200,000</b>	-	<b>1,260,000</b>

**APPENDIX G: HERNANDO COUNTY, FLORIDA  
LOCAL AGENCY CAPITAL IMPROVEMENT PLANS**

**TIP FISCAL YEARS 2025-2029  
HERNANDO/CITRUS MPO**

**Department of Public Works FY 2025-29 CIP**

<b>PROJECTS BY CATEGORY</b>	<b>Sum of FY 2024</b>	<b>Sum of FY 2025</b>	<b>Sum of FY 2026</b>	<b>Sum of FY 2027</b>	<b>Sum of FY 2028</b>	<b>Sum of FY 2029</b>	<b>Sum of Total</b>
Construction - 1022-03241-5616305	-	-	-	-	1,200,000	-	
Design - 1022-03241-5616305	-	-	-	60,000	-	-	1,260,000
<b>Thrasher Ave Resurfacing (Mellon to Pomp) - 109800</b>	-	-	<b>65,000</b>	<b>650,000</b>	-	-	<b>715,000</b>
Construction - 1022-03241-5616305	-	-	-	650,000	-	-	
Design - 1022-03241-5616305	-	-	65,000	-	-	-	715,000
<b>Thrasher Ave Resurfacing (US19-Mellon) - 109790</b>	-	<b>32,500</b>	<b>650,000</b>	-	-	-	<b>682,500</b>
Construction - 1022-03241-5616305	-	-	650,000	-	-	-	
Design - 1022-03241-5616305	-	32,500	-	-	-	-	682,500
<b>Waterfall Drive Resurfacing (County Line to Spring Hill) - TBD</b>	-	<b>700,500</b>	-	-	-	-	<b>700,500</b>
Construction - 1022-03241-5616305	-	608,500	-	-	-	-	
Design - 1022-03241-5616305	-	92,000	-	-	-	-	700,500
<b>WPA Road Resurfacing (SR50 to Mondon Hill) - TBD</b>	-	<b>845,000</b>	-	-	-	-	<b>845,000</b>
Construction - 1022-03241-5616305	-	845,000	-	-	-	-	845,000

**APPENDIX G: HERNANDO COUNTY, FLORIDA  
LOCAL AGENCY CAPITAL IMPROVEMENT PLANS**

**TIP FISCAL YEARS 2025-2029  
HERNANDO/CITRUS MPO**

**Department of Public Works FY 2025-29 CIP**

<b>PROJECTS BY CATEGORY</b>	<b>Sum of FY 2024</b>	<b>Sum of FY 2025</b>	<b>Sum of FY 2026</b>	<b>Sum of FY 2027</b>	<b>Sum of FY 2028</b>	<b>Sum of FY 2029</b>	<b>Sum of Total</b>
<b>Pavement Mgmt-Residential</b>	<b>96,200</b>	<b>2,996,400</b>	<b>289,250</b>	<b>216,000</b>	<b>1,584,300</b>	<b>-</b>	<b>5,085,950</b>
<b>Andy Pella Drive Resurfacing - 112058</b>	<b>96,200</b>	<b>-</b>	<b>-</b>	<b>-</b>	<b>-</b>	<b>-</b>	<b>-</b>
Construction - 1022-03241-5616367	95,000	-	-	-	-	-	-
Design - 1022-03241-5616367	1,200	-	-	-	-	-	-
<b>Calienta Stormwater/Rdwy Improvements - 111140</b>	<b>-</b>	<b>2,996,400</b>	<b>-</b>	<b>-</b>	<b>-</b>	<b>-</b>	<b>2,996,400</b>
Construction - 3135-Grant-5616306	-	2,400,000	-	-	-	-	-
Construction - 7552-09552-5606309	-	596,400	-	-	-	-	2,996,400
<b>Clayton Road Resurfacing - 108450</b>	<b>-</b>	<b>-</b>	<b>173,250</b>	<b>-</b>	<b>-</b>	<b>-</b>	<b>173,250</b>
Construction - 1022-03241-5616367	-	-	165,000	-	-	-	-
Design - 1022-03241-5616367	-	-	8,250	-	-	-	173,250
<b>Country Oak Drive Resurfacing - 111891</b>	<b>-</b>	<b>-</b>	<b>116,000</b>	<b>-</b>	<b>-</b>	<b>-</b>	<b>116,000</b>
Construction - 1022-03241-5616367	-	-	110,000	-	-	-	-
Design - 1022-03241-5616367	-	-	6,000	-	-	-	116,000
<b>Fairway Drive Resurfacing (Country Club to north end) - TBD</b>	<b>-</b>	<b>-</b>	<b>-</b>	<b>-</b>	<b>243,000</b>	<b>-</b>	<b>243,000</b>
Construction - 1022-03241-5616367	-	-	-	-	221,000	-	-
Design - 1022-03241-5616367	-	-	-	-	22,000	-	243,000
<b>Myers Road Resurfacing(Lockhart to south end) - TBD</b>	<b>-</b>	<b>-</b>	<b>-</b>	<b>-</b>	<b>738,000</b>	<b>-</b>	<b>738,000</b>
Construction - 1022-03241-5616367	-	-	-	-	671,000	-	-
Design - 1022-03241-5616367	-	-	-	-	67,000	-	738,000
<b>Navy Drive Resurfacing (Marine to Twin Dolphin) - TBD</b>	<b>-</b>	<b>-</b>	<b>-</b>	<b>-</b>	<b>157,300</b>	<b>-</b>	<b>157,300</b>
Construction - 1022-03241-5616367	-	-	-	-	143,000	-	-
Design - 1022-03241-5616367	-	-	-	-	14,300	-	157,300
<b>Old Trilby Road Resurfacing (Spring Lake to White) - 108430</b>	<b>-</b>	<b>-</b>	<b>-</b>	<b>-</b>	<b>446,000</b>	<b>-</b>	<b>446,000</b>
Construction - 1022-03241-5616367	-	-	-	-	405,500	-	-
Design - 1022-03241-5616367	-	-	-	-	40,500	-	446,000
<b>Redfox Lane Resurfacing - 108410</b>	<b>-</b>	<b>-</b>	<b>-</b>	<b>135,000</b>	<b>-</b>	<b>-</b>	<b>135,000</b>
Construction - 1022-03241-5616367	-	-	-	127,000	-	-	-
Design - 1022-03241-5616367	-	-	-	8,000	-	-	135,000
<b>Wildflower Drive Resurfacing - 111890</b>	<b>-</b>	<b>-</b>	<b>-</b>	<b>81,000</b>	<b>-</b>	<b>-</b>	<b>81,000</b>
Construction - 1022-03241-5616367	-	-	-	79,000	-	-	-
Design - 1022-03241-5616367	-	-	-	2,000	-	-	81,000

**APPENDIX G: HERNANDO COUNTY, FLORIDA  
LOCAL AGENCY CAPITAL IMPROVEMENT PLANS**

**TIP FISCAL YEARS 2025-2029  
HERNANDO/CITRUS MPO**

**Department of Public Works FY 2025-29 CIP**

<b>PROJECTS BY CATEGORY</b>	<b>Sum of FY 2024</b>	<b>Sum of FY 2025</b>	<b>Sum of FY 2026</b>	<b>Sum of FY 2027</b>	<b>Sum of FY 2028</b>	<b>Sum of FY 2029</b>	<b>Sum of Total</b>
<b>Sidewalks</b>	<b>1,951,243</b>	-	-	-	-	-	-
<b>Eastside Elem LAP (Raley from SR 50 to Roper) - 111270</b>	<b>332,001</b>	-	-	-	-	-	-
Construction - 1013-34609-5616371	332,001	-	-	-	-	-	-
<b>Freeport/Fox Chapel MS LAP; from Dltna to Nrthclf) - 111280</b>	<b>552,251</b>	-	-	-	-	-	-
Construction - 1013-34610-5616371	552,251	-	-	-	-	-	-
<b>S Linden SW LAP(Spring Hill to County Line) - 110030</b>	<b>1,066,991</b>	-	-	-	-	-	-
Construction - 1013-34607-5616371	1,066,991	-	-	-	-	-	-

**APPENDIX G: HERNANDO COUNTY, FLORIDA  
LOCAL AGENCY CAPITAL IMPROVEMENT PLANS**

**TIP FISCAL YEARS 2025-2029  
HERNANDO/CITRUS MPO**

**Department of Public Works FY 2025-29 CIP**

<b>PROJECTS BY CATEGORY</b>	<b>Sum of FY 2024</b>	<b>Sum of FY 2025</b>	<b>Sum of FY 2026</b>	<b>Sum of FY 2027</b>	<b>Sum of FY 2028</b>	<b>Sum of FY 2029</b>	<b>Sum of Total</b>
<b>Signal Systems</b>	<b>1,050,000</b>	<b>1,107,000</b>	<b>1,293,460</b>	<b>-</b>	<b>-</b>	<b>-</b>	<b>2,400,460</b>
<b>County Line @ Linden Signalization - 111950</b>	<b>300,000</b>	<b>-</b>	<b>-</b>	<b>-</b>	<b>-</b>	<b>-</b>	<b>-</b>
Construction - 1015-03211-5616307	300,000	-	-	-	-	-	-
<b>Evergreen Woods @ SR50 Signalization Improv - 111809</b>	<b>-</b>	<b>1,000,000</b>	<b>-</b>	<b>-</b>	<b>-</b>	<b>-</b>	<b>1,000,000</b>
Construction - 1015-03221-5616307	-	1,000,000	-	-	-	-	1,000,000
<b>Fiber Optic-Northcliffe (Deltona-Explorer) - 106040</b>	<b>250,000</b>	<b>-</b>	<b>725,000</b>	<b>-</b>	<b>-</b>	<b>-</b>	<b>725,000</b>
Construction - 1015-03221-5616307	-	-	725,000	-	-	-	-
Design - 1015-03221-5616307	250,000	-	-	-	-	-	725,000
<b>Fiber Optic-Spring Hill Dr(Mariner-Coronado) - 109840</b>	<b>5,000</b>	<b>107,000</b>	<b>-</b>	<b>-</b>	<b>-</b>	<b>-</b>	<b>107,000</b>
Construction - 1015-03221-5616307	-	107,000	-	-	-	-	-
Design - 1015-03221-5616307	5,000	-	-	-	-	-	107,000
<b>Fiber Optic-SR50 (Wiscon-Cobb) - 106020</b>	<b>-</b>	<b>-</b>	<b>568,460</b>	<b>-</b>	<b>-</b>	<b>-</b>	<b>568,460</b>
Construction - 1015-03221-5616307	-	-	568,460	-	-	-	-
Design - 1015-03221-5616307	-	-	-	-	-	-	568,460
<b>Mariner @ Landover S Signal Upgrade - 109860</b>	<b>495,000</b>	<b>-</b>	<b>-</b>	<b>-</b>	<b>-</b>	<b>-</b>	<b>-</b>
Construction - 1015-03221-5616307	495,000	-	-	-	-	-	-

**APPENDIX G: HERNANDO COUNTY, FLORIDA  
LOCAL AGENCY CAPITAL IMPROVEMENT PLANS**

**TIP FISCAL YEARS 2025-2029  
HERNANDO/CITRUS MPO**

**Department of Public Works FY 2025-29 CIP**

<b>PROJECTS BY CATEGORY</b>	<b>Sum of FY 2024</b>	<b>Sum of FY 2025</b>	<b>Sum of FY 2026</b>	<b>Sum of FY 2027</b>	<b>Sum of FY 2028</b>	<b>Sum of FY 2029</b>	<b>Sum of Total</b>
<b>Stormwater</b>	<b>1,952,000</b>	<b>3,825,000</b>	<b>3,685,000</b>	<b>2,250,000</b>	<b>1,837,500</b>	<b>200,000</b>	<b>11,797,500</b>
<b>Alhambra Court Culvert Sliplining - TBD</b>	-	-	-	<b>125,000</b>	-	-	<b>125,000</b>
Construction - 7552-09552-5606309	-	-	-	125,000	-	-	125,000
<b>Baton Avenue Culvert Sliplining - TBD</b>	-	-	-	<b>125,000</b>	-	-	<b>125,000</b>
Construction - 7552-09552-5606309	-	-	-	125,000	-	-	125,000
<b>Bay Drive Culvert Lining - 112061</b>	<b>126,000</b>	-	-	-	-	-	-
Construction - 7552-09552-5606309	126,000	-	-	-	-	-	-
<b>Clipper Court Drainage Improvement - 112056</b>	-	<b>325,000</b>	-	-	-	-	<b>325,000</b>
Construction - 7552-09552-5606309	-	325,000	-	-	-	-	325,000
<b>Coachman Road Culvert Sliplining - TBD</b>	-	-	<b>75,000</b>	-	-	-	<b>75,000</b>
Construction - 7552-09552-5606309	-	-	75,000	-	-	-	75,000
<b>Cobblestone Drive Culvert Sliplining - TBD</b>	-	<b>225,000</b>	-	-	-	-	<b>225,000</b>
Construction - 7552-09552-5606309	-	225,000	-	-	-	-	225,000
<b>Coronado/Little Farms Stormwater Retrofit - 109590</b>	-	-	-	-	-	<b>200,000</b>	<b>200,000</b>
Construction - 7552-09552-5606309	-	-	-	-	-	200,000	200,000
<b>Culbreath Rd@Carr Creek Flood Imp - 108510</b>	-	<b>2,750,000</b>	-	-	-	-	<b>2,750,000</b>
Construction - 7552-09552-5606309	-	2,750,000	-	-	-	-	2,750,000
<b>Emerson Rd Culvert Slip Lining - 111828</b>	-	-	<b>60,000</b>	-	-	-	<b>60,000</b>
Construction - 7552-09552-5606309	-	-	60,000	-	-	-	60,000
<b>Fillmore Street Culvert Lining - 112062</b>	<b>76,000</b>	-	-	-	-	-	-
Construction - 7552-09552-5606309	76,000	-	-	-	-	-	-
<b>Highpoint Gardens Drainage Improvements - 111939</b>	-	-	<b>200,000</b>	-	-	-	<b>200,000</b>
Construction - 7552-09552-5606309	-	-	200,000	-	-	-	200,000
<b>Imogene Ln Culvert Replacement - 111829</b>	-	-	-	<b>250,000</b>	-	-	<b>250,000</b>
Construction - 7552-09552-5606309	-	-	-	250,000	-	-	250,000
<b>Lark Av Culvert Replacement - 111827</b>	-	-	<b>250,000</b>	-	-	-	<b>250,000</b>
Construction - 7552-09552-5606309	-	-	250,000	-	-	-	250,000
<b>Old Crystal River Road Drainage Improvements - 112057</b>	-	<b>350,000</b>	-	-	-	-	<b>350,000</b>
Construction - 7552-09552-5606309	-	350,000	-	-	-	-	350,000
<b>Peck Sink Drainage Improvements Phase I - 111813</b>	-	-	-	<b>1,550,000</b>	-	-	<b>1,550,000</b>
Construction - 7552-09552-5606309	-	-	-	1,550,000	-	-	1,550,000
<b>Peck Sink Drainage Improvements Phase II - 111814</b>	-	-	-	-	<b>1,737,500</b>	-	<b>1,737,500</b>
Construction - 7552-09552-5606309	-	-	-	-	1,650,000	-	-
Design - 7552-09552-5606309	-	-	-	-	87,500	-	1,737,500
<b>Pinehurst Drive Culvert Sliplining (6910) - TBD</b>	-	<b>175,000</b>	-	-	-	-	<b>175,000</b>
Construction - 7552-09552-5606309	-	175,000	-	-	-	-	175,000

**APPENDIX G: HERNANDO COUNTY, FLORIDA  
LOCAL AGENCY CAPITAL IMPROVEMENT PLANS**

**TIP FISCAL YEARS 2025-2029  
HERNANDO/CITRUS MPO**

**Department of Public Works FY 2025-29 CIP**

<b>PROJECTS BY CATEGORY</b>	<b>Sum of FY 2024</b>	<b>Sum of FY 2025</b>	<b>Sum of FY 2026</b>	<b>Sum of FY 2027</b>	<b>Sum of FY 2028</b>	<b>Sum of FY 2029</b>	<b>Sum of Total</b>
<b>Pinehurst Drive Culvert Sliplining (7665) - TBD</b>	-	-	100,000	-	-	-	100,000
Construction - 7552-09552-5606310	-	-	100,000	-	-	-	100,000
<b>Powell Rd Stormwater Improvements - 110080</b>	-	-	-	-	100,000	-	100,000
Construction - 7552-09552-5606309	-	-	-	-	100,000	-	100,000
<b>South Brooksville BMP-2 Drainage Improvements - 106220</b>	500,000	-	3,000,000	-	-	-	3,000,000
Construction - 1555-33290-5626601	-	-	3,000,000	-	-	-	3,000,000
Design - 1555-33290-5626601	500,000	-	-	-	-	-	-
<b>Waterfall Drive Culvert Sliplining - TBD</b>	-	-	-	200,000	-	-	200,000
Construction - 7552-09552-5606308	-	-	-	200,000	-	-	200,000
<b>WW Springs BMP-Geranium Ave Stormwater Retrofit - 109550</b>	850,000	-	-	-	-	-	-
Construction - 7552-09552-5606309	850,000	-	-	-	-	-	-
<b>WW Springs BMP-Northcliffe Blvd Stormwater Retrofit - 109570</b>	400,000	-	-	-	-	-	-
Construction - 7552-09552-5606309	400,000	-	-	-	-	-	-



**APPENDIX G: HERNANDO COUNTY, FLORIDA  
LOCAL AGENCY CAPITAL IMPROVEMENT PLANS**

**TIP FISCAL YEARS 2025-2029  
HERNANDO/CITRUS MPO**

**Department of Public Works FY 2025-29 CIP**

<b>PROJECTS BY CATEGORY</b>	<b>Sum of FY 2024</b>	<b>Sum of FY 2025</b>	<b>Sum of FY 2026</b>	<b>Sum of FY 2027</b>	<b>Sum of FY 2028</b>	<b>Sum of FY 2029</b>	<b>Sum of Total</b>
<b>Surface Treatment</b>	<b>729,441</b>	<b>1,400,000</b>	-	-	-	-	<b>1,400,000</b>
<b>Dan Brown Hill Road Surface Treatment - TBD</b>	-	<b>1,400,000</b>	-	-	-	-	<b>1,400,000</b>
Construction - 1013-03211-5616313	-	1,400,000	-	-	-	-	1,400,000
<b>Ridge Manor Loop Multi Road Paving - 111816</b>	<b>729,441</b>	-	-	-	-	-	-
Construction - 1013-03211-5616313	177,190	-	-	-	-	-	-
Construction - 1013-34602-5616313	552,251	-	-	-	-	-	-
<b>Grand Total</b>	<b>20,250,894</b>	<b>35,247,140</b>	<b>34,877,620</b>	<b>13,776,000</b>	<b>32,909,050</b>	<b>24,839,500</b>	<b>141,649,310</b>

## Transportation Funds

### Capital Improvement Project Summary

	CCF	FY 24/25	FY 25/26	FY 26/27	FY 27/28	FY 28/29	Totals
<b>Funding Source</b>							
Grants	-	3,000,000	1,222,702	1,800,000	1,800,000	1,800,000	9,622,702
Other	-	7,757,425	10,343,234	12,929,043	12,929,043	12,929,043	56,887,788
Transportation and Gas Taxes	-	20,011,176	14,543,961	14,121,322	14,212,457	14,620,067	77,508,983
<b>Funding Source Total</b>	<b>-</b>	<b>30,768,601</b>	<b>26,109,897</b>	<b>28,850,365</b>	<b>28,941,500</b>	<b>29,349,110</b>	<b>144,019,473</b>
<b>Expenditures</b>							
Construction	-	24,647,001	21,043,297	23,196,665	24,090,000	23,800,960	116,777,923
Debt Service	-	2,936,600	2,934,600	2,933,700	2,931,500	2,928,150	14,664,550
Land	-	80,000	-	-	-	-	80,000
Other	-	1,860,000	1,860,000	1,860,000	1,860,000	1,860,000	9,300,000
Planning/Design	-	1,245,000	272,000	860,000	60,000	760,000	3,197,000
<b>Expenditures Total</b>	<b>-</b>	<b>30,768,601</b>	<b>26,109,897</b>	<b>28,850,365</b>	<b>28,941,500</b>	<b>29,349,110</b>	<b>144,019,473</b>
<b>Capital Improvement Project</b>							
2015 Transportation Bonds	-	735,700	735,500	734,500	735,400	733,550	3,674,650
2020 Transportation Bonds	-	2,200,900	2,199,100	2,199,200	2,196,100	2,194,600	10,989,900
Annual Road Resurfacing Program	-	16,200,000	16,500,000	19,200,000	19,500,000	21,200,000	92,600,000
Bridge Repair - Museum Pt 019	-	-	-	-	-	-	-
Bridge Repairs - Ozello 009, 044 & 045	-	-	-	-	-	-	-
Bridge/Guardrail/Handrail Repair Program	-	250,000	250,000	250,000	150,000	150,000	1,050,000
CR 470 - Resurfacing SCOP	-	650,000	650,000	2,946,665	-	-	4,246,665
CR 491 & Hampshire Blvd Turn Lanes	-	570,000	462,000	-	-	-	1,032,000
CR 491 Next Phase Road Widening	-	-	-	-	-	-	-
E Turner Camp Rd - Resurfacing SCOP	-	3,178,450	-	-	-	-	3,178,450
Engineering Services	-	305,000	60,000	60,000	60,000	60,000	545,000
Ft Island Tr - Replace Guardrail at Bridge 024015	-	1,587,000	-	-	-	-	1,587,000
Functionally Classified Road Repair	-	500,000	500,000	500,000	500,000	-	2,000,000
Gas Tax Funding - Road Maintenance	-	1,700,000	1,700,000	1,700,000	1,700,000	1,700,000	8,500,000
Gas Tax Funding - Transit Operations	-	160,000	160,000	160,000	160,000	160,000	800,000
Guardrail & Handrail Installation Repair	-	100,000	100,000	100,000	100,000	-	400,000
Intersection Improvements	-	50,000	50,000	50,000	50,000	50,000	250,000
Kensington/ Rehill - Resurfacing SCOP	-	-	-	-	-	2,650,960	2,650,960
N Deltona Blvd - Resurfacing SCOP	-	508,561	-	-	-	-	508,561
N Dunkenfield Ave - Resurfacing SCOP	-	-	-	-	-	-	-
Path & Sidewalk Facility / Improvement	-	100,000	100,000	100,000	100,000	100,000	500,000
Re-Marking /Striping Existing County Roads	-	350,000	350,000	350,000	350,000	350,000	1,750,000
S Apopka Ave - Resurfacing SCOP	-	-	1,793,297	-	-	-	1,793,297
Safe Route to School PH II Forest Ridge	-	410,000	-	-	-	-	410,000
Turner Camp Rd Guardrail Replacement	-	-	-	-	-	-	-
W Dunklin St - Resurfacing SCOP	-	500,000	500,000	500,000	3,340,000	-	4,840,000
W Mustang Blvd - Resurfacing SCOP	-	712,990	-	-	-	-	712,990

## Annual Road Resurfacing Program

### Transportation Funds

<b>Project Number:</b> T1993-12	<b>Project Status:</b> Active	<b>Strategic Element:</b>	<b>Master Plan:</b> No
------------------------------------	----------------------------------	---------------------------	---------------------------

**Project Description:**

Resurfacing/maintenance of existing asphalt roads. Road resurfacing is funded from gas tax and ad valorem revenue. Prioritized resurfacing helps to reduce cost of maintaining existing County roads and keep roads from deteriorating to the point where major repairs or reconstruction becomes necessary.

The County is issuing an RFQ for Engineering services to evaluate and inventory paved county roads and develop a pavement preservation program. This analysis will review the roads to be evaluated following ASTM E3303 and will require annual Consultant update/maintenance.

Functionally Classified Roadway improvements as needed. Funded from gas tax revenue at 500,000 per year. The County has more than 300 miles of collector and arterial roadways which require periodic localized maintenance and repair. The BOCC directed staff to set a 20 year goal. Additional funding sources will be needed to meet the 20 year goal.

### Funding Source

	CCF	FY 24/25	FY 25/26	FY 26/27	FY 27/28	FY 28/29	Total
Transportation and Gas Taxes		8,442,575	6,156,766	6,270,957	6,570,957	8,270,957	35,712,212
Other		7,757,425	10,343,234	12,929,043	12,929,043	12,929,043	56,887,788
<b>Total Funding</b>	<b>-</b>	<b>16,200,000</b>	<b>16,500,000</b>	<b>19,200,000</b>	<b>19,500,000</b>	<b>21,200,000</b>	<b>92,600,000</b>

### Expenditures

	CCF	FY 24/25	FY 25/26	FY 26/27	FY 27/28	FY 28/29	Total
Planning/Design		700,000		700,000		700,000	2,100,000
Construction		15,500,000	16,500,000	18,500,000	19,500,000	20,500,000	90,500,000
<b>Total Expenditures</b>	<b>-</b>	<b>16,200,000</b>	<b>16,500,000</b>	<b>19,200,000</b>	<b>19,500,000</b>	<b>21,200,000</b>	<b>92,600,000</b>

## Bridge/Guardrail/Handrail Repair Program

### Transportation Funds

<b>Project Number:</b>	<b>Project Status:</b>	<b>Strategic Element:</b>	<b>Master Plan:</b>
T1993-14	Active		No

**Project Description:**

Maintenance for twenty-nine (29) county bridges as needed. Since the current maintenance program has been so successful, future repair costs may remain constant at \$50,000 per year. Funds are used to correct bridge deficiencies identified on Florida Department of Transportation (FDOT) bi-annual bridge inspection reports and make other repairs as necessary throughout the year. Guardrail and handrail installation repair as needed at \$100,000 per year. The County has nearly 200 sections of guardrails which require periodic maintenance and repair. The bridge/guardrail/handrail repair program will be funded from gas tax revenues.

Requested funding is necessary for Engineering and Permitting associated with repairs needed on bridges:  
024015 - Ft Island Tr \$100,000; 024020 - Stokes Ferry \$100,000; 024022 - Turner Camp \$100,000

### Funding Source

	CCF	FY 24/25	FY 25/26	FY 26/27	FY 27/28	FY 28/29	Total
Transportation and Gas Taxes		250,000	250,000	250,000	150,000	150,000	1,050,000
<b>Total Funding</b>	-	<b>250,000</b>	<b>250,000</b>	<b>250,000</b>	<b>150,000</b>	<b>150,000</b>	<b>1,050,000</b>

### Expenditures

	CCF	FY 24/25	FY 25/26	FY 26/27	FY 27/28	FY 28/29	Total
Planning/Design		100,000	100,000	100,000			300,000
Construction		150,000	150,000	150,000	150,000	150,000	750,000
<b>Total Expenditures</b>	-	<b>250,000</b>	<b>250,000</b>	<b>250,000</b>	<b>150,000</b>	<b>150,000</b>	<b>1,050,000</b>

## Re-Marking /Striping Existing County Roads

### Transportation Funds

<b>Project Number:</b>	<b>Project Status:</b>	<b>Strategic Element:</b>	<b>Master Plan:</b>
T1993-17	Active		No

**Project Description:**

Restripe existing county roads and other traffic safety related projects as directed by the Board of County Commissioners. Restriping improves safety by replacing worn or non-reflective striping to meet state requirements. This project is funded by gas tax revenue.

### Funding Source

	CCF	FY 24/25	FY 25/26	FY 26/27	FY 27/28	FY 28/29	Total
Transportation and Gas Taxes		350,000	350,000	350,000	350,000	350,000	1,750,000
<b>Total Funding</b>	-	<b>350,000</b>	<b>350,000</b>	<b>350,000</b>	<b>350,000</b>	<b>350,000</b>	<b>1,750,000</b>

### Expenditures

	CCF	FY 24/25	FY 25/26	FY 26/27	FY 27/28	FY 28/29	Total
Construction		350,000	350,000	350,000	350,000	350,000	1,750,000
<b>Total Expenditures</b>	-	<b>350,000</b>	<b>350,000</b>	<b>350,000</b>	<b>350,000</b>	<b>350,000</b>	<b>1,750,000</b>

## Intersection Improvements

### Transportation Funds

<b>Project Number:</b>	<b>Project Status:</b>	<b>Strategic Element:</b>	<b>Master Plan:</b>
T1993-32	Active		No

**Project Description:**

Intersection improvements as needed. Funded from gas tax revenue at \$50,000 per year. Construct intersection improvements to increase or improve traffic flow and safety. Projects are determined on an as needed basis.

### Funding Source

	CCF	FY 24/25	FY 25/26	FY 26/27	FY 27/28	FY 28/29	Total
Transportation and Gas Taxes	-	50,000	50,000	50,000	50,000	50,000	250,000
<b>Total Funding</b>	<b>-</b>	<b>50,000</b>	<b>50,000</b>	<b>50,000</b>	<b>50,000</b>	<b>50,000</b>	<b>250,000</b>

### Expenditures

	CCF	FY 24/25	FY 25/26	FY 26/27	FY 27/28	FY 28/29	Total
Construction	-	50,000	50,000	50,000	50,000	50,000	250,000
<b>Total Expenditures</b>	<b>-</b>	<b>50,000</b>	<b>50,000</b>	<b>50,000</b>	<b>50,000</b>	<b>50,000</b>	<b>250,000</b>

## Gas Tax Funding - Road Maintenance

### Transportation Funds

<b>Project Number:</b>	<b>Project Status:</b>	<b>Strategic Element:</b>	<b>Master Plan:</b>
T1993-98	Active		No

**Project Description:**

A portion of the gas tax revenue is transferred to the Road and Bridge Fund for Road Maintenance Division's purchase of materials for maintenance of County infrastructure. This project provides funding for the Road Maintenance Operational Budget.

### Funding Source

	CCF	FY 24/25	FY 25/26	FY 26/27	FY 27/28	FY 28/29	Total
Transportation and Gas Taxes		1,700,000	1,700,000	1,700,000	1,700,000	1,700,000	8,500,000
<b>Total Funding</b>	-	<b>1,700,000</b>	<b>1,700,000</b>	<b>1,700,000</b>	<b>1,700,000</b>	<b>1,700,000</b>	<b>8,500,000</b>

### Expenditures

	CCF	FY 24/25	FY 25/26	FY 26/27	FY 27/28	FY 28/29	Total
Other		1,700,000	1,700,000	1,700,000	1,700,000	1,700,000	8,500,000
<b>Total Expenditures</b>	-	<b>1,700,000</b>	<b>1,700,000</b>	<b>1,700,000</b>	<b>1,700,000</b>	<b>1,700,000</b>	<b>8,500,000</b>

## 2015 Transportation Bonds

### Transportation Funds

<b>Project Number:</b>	<b>Project Status:</b>	<b>Strategic Element:</b>	<b>Master Plan:</b>
T2012-02	Active		No

**Project Description:**

On October 13, 2015 the County issued \$10,580,000 in debt, at an interest rate of 3.50%, for the County Road 491 widening improvement project. These bonds mature on October 1, 2035 and are secured by a Covenant to Budget and Appropriate all legally available non-ad valorem revenues. The County plans to use gas tax revenues for the debt service payments.

### Funding Source

	CCF	FY 24/25	FY 25/26	FY 26/27	FY 27/28	FY 28/29	Total
Transportation and Gas Taxes		735,700	735,500	734,500	735,400	733,550	3,674,650
<b>Total Funding</b>	-	<b>735,700</b>	<b>735,500</b>	<b>734,500</b>	<b>735,400</b>	<b>733,550</b>	<b>3,674,650</b>

### Expenditures

	CCF	FY 24/25	FY 25/26	FY 26/27	FY 27/28	FY 28/29	Total
Debt Service		735,700	735,500	734,500	735,400	733,550	3,674,650
<b>Total Expenditures</b>	-	<b>735,700</b>	<b>735,500</b>	<b>734,500</b>	<b>735,400</b>	<b>733,550</b>	<b>3,674,650</b>



## Gas Tax Funding - Transit Operations

### Transportation Funds

<b>Project Number:</b>	<b>Project Status:</b>	<b>Strategic Element:</b>	<b>Master Plan:</b>
T2015-23	Active		No

**Project Description:**

A portion of the 1-6 cents Local Option Fuel Tax is funding the cash match for County Bus (transportation) operations. This funding is authorized by Section 336.025 (7), F.S.

### Funding Source

	CCF	FY 24/25	FY 25/26	FY 26/27	FY 27/28	FY 28/29	Total
Transportation and Gas Taxes		160,000	160,000	160,000	160,000	160,000	800,000
<b>Total Funding</b>	<b>-</b>	<b>160,000</b>	<b>160,000</b>	<b>160,000</b>	<b>160,000</b>	<b>160,000</b>	<b>800,000</b>

### Expenditures

	CCF	FY 24/25	FY 25/26	FY 26/27	FY 27/28	FY 28/29	Total
Other		160,000	160,000	160,000	160,000	160,000	800,000
<b>Total Expenditures</b>	<b>-</b>	<b>160,000</b>	<b>160,000</b>	<b>160,000</b>	<b>160,000</b>	<b>160,000</b>	<b>800,000</b>

## N Dunkenfield Ave - Resurfacing SCOP

### Transportation Funds

<b>Project Number:</b>	<b>Project Status:</b>	<b>Strategic Element:</b>	<b>Master Plan:</b>
T2020-01	Active		No

**Project Description:**

N. Dunkenfield Ave (SCOP Grant from W. Venable St. to 250 L.F. N. of N. Marion Way (1.9 miles). FDOT SCOP grant will provide a portion of the funding and the County will provide the remaining plus contingency using gas tax revenue. The Resurfacing Program has been in effect for over 15 years and the County has been using SCOP funding for resurfacing for over 10 years. Annual Road Maintenance costs for FY 2018/2019 through 2022/2023 has been estimated at \$12,500 yearly. Once resurfacing has been completed in FY 2023/2024, the annual maintenance cost decreases to \$9,700.

Transportation and Gas Taxes	-
Grants	-
Construction	-

### Projected Operational Impacts

	CCF	FY 24/25	FY 25/26	FY 26/27	FY 27/28	FY 28/29	Total
Operating		9,700	9,700	9,700	9,700	9,700	48,500
<b>Total Operational Impacts</b>	-	<b>9,700</b>	<b>9,700</b>	<b>9,700</b>	<b>9,700</b>	<b>9,700</b>	<b>48,500</b>

## W Mustang Blvd - Resurfacing SCOP

### Transportation Funds

<b>Project Number:</b> T2021-01	<b>Project Status:</b> Active	<b>Strategic Element:</b>	<b>Master Plan:</b> No
------------------------------------	----------------------------------	---------------------------	---------------------------

**Project Description:**

W. Mustang Blvd. SCOP Grant from Mesa Verde Dr. to CR 491(.65 miles) FDOT SCOP grant will provide up to 75% of the funding and the County will provide the remaining funding, plus a 10% contingency using gas tax revenue. The Resurfacing Program has been in effect for over 15 years and the County has been using SCOP funding for resurfacing for over 10 years. Annual Road Maintenance costs for FY 2020/2021 through 2023/2024 has been estimated at \$4,300 yearly. Once resurfacing has been completed in FY 2024/2025 the annual maintenance cost decreases to \$3,300.00

### Funding Source

	CCF	FY 24/25	FY 25/26	FY 26/27	FY 27/28	FY 28/29	Total
Transportation and Gas Taxes		226,860					226,860
Grants		486,130					486,130
<b>Total Funding</b>	-	<b>712,990</b>	-	-	-	-	<b>712,990</b>

### Expenditures

	CCF	FY 24/25	FY 25/26	FY 26/27	FY 27/28	FY 28/29	Total
Construction		712,990					712,990
<b>Total Expenditures</b>	-	<b>712,990</b>	-	-	-	-	<b>712,990</b>

### Projected Operational Impacts

	CCF	FY 24/25	FY 25/26	FY 26/27	FY 27/28	FY 28/29	Total
Operating		3,300	3,300	3,300	3,300	3,300	16,500
<b>Total Operational Impacts</b>	-	<b>3,300</b>	<b>3,300</b>	<b>3,300</b>	<b>3,300</b>	<b>3,300</b>	<b>16,500</b>

## N Deltona Blvd - Resurfacing SCOP

### Transportation Funds

<b>Project Number:</b>	<b>Project Status:</b>	<b>Strategic Element:</b>	<b>Master Plan:</b>
T2021-02	Active		No

**Project Description:**

N. Deltona Blvd.. SCOP Grant from CR 491 to Homeway Lp (.36 miles). FDOT SCOP grant will provide up to 75% of the funding and the County will provide the remaining funding, plus a 10% contingency using gas tax revenue. The Resurfacing Program has been in effect for over 15 years and the County has been using SCOP funding for resurfacing for over 10 years. Annual Road Maintenance costs for FY 2020/2021 through 2023/2024 has been estimated at \$2,400 yearly. Once resurfacing has been completed in FY 2024/2025 the annual maintenance cost decreases to \$1,800.00

### Funding Source

	CCF	FY 24/25	FY 25/26	FY 26/27	FY 27/28	FY 28/29	Total
Transportation and Gas Taxes		161,815					161,815
Grants		346,746					346,746
<b>Total Funding</b>	-	<b>508,561</b>	-	-	-	-	<b>508,561</b>

### Expenditures

	CCF	FY 24/25	FY 25/26	FY 26/27	FY 27/28	FY 28/29	Total
Construction		508,561					508,561
<b>Total Expenditures</b>	-	<b>508,561</b>	-	-	-	-	<b>508,561</b>

### Projected Operational Impacts

	CCF	FY 24/25	FY 25/26	FY 26/27	FY 27/28	FY 28/29	Total
Operating		1,800	1,800	1,800	1,800	1,800	9,000
<b>Total Operational Impacts</b>	-	<b>1,800</b>	<b>1,800</b>	<b>1,800</b>	<b>1,800</b>	<b>1,800</b>	<b>9,000</b>

## E Turner Camp Rd - Resurfacing SCOP

### Transportation Funds

<b>Project Number:</b>	<b>Project Status:</b>	<b>Strategic Element:</b>	<b>Master Plan:</b>
T2021-03	Active		No

**Project Description:**

E. Turner Camp Rd.. SCOP Grant from Matthew Meadow to END (1.7 miles). FDOT SCOP grant will provide up to 75% of the funding and the County will provide the remaining funding, plus a 10% contingency using gas tax revenue. The Resurfacing Program has been in effect for over 15 years and the County has been using SCOP funding for resurfacing for over 10 years. Annual Road Maintenance costs for FY 2020/2021 through 2023/2024 has been estimated at \$11,200 yearly. Once resurfacing has been completed in FY 2024/2025 the annual maintenance cost decreases to \$8,600.

### Funding Source

	CCF	FY 24/25	FY 25/26	FY 26/27	FY 27/28	FY 28/29	Total
Transportation and Gas Taxes		1,011,326					1,011,326
Grants		2,167,124					2,167,124
<b>Total Funding</b>	-	<b>3,178,450</b>	-	-	-	-	<b>3,178,450</b>

### Expenditures

	CCF	FY 24/25	FY 25/26	FY 26/27	FY 27/28	FY 28/29	Total
Construction		3,178,450					3,178,450
<b>Total Expenditures</b>	-	<b>3,178,450</b>	-	-	-	-	<b>3,178,450</b>

### Projected Operational Impacts

	CCF	FY 24/25	FY 25/26	FY 26/27	FY 27/28	FY 28/29	Total
Operating		8,600	8,600	8,600	8,600	8,600	43,000
<b>Total Operational Impacts</b>	-	<b>8,600</b>	<b>8,600</b>	<b>8,600</b>	<b>8,600</b>	<b>8,600</b>	<b>43,000</b>

## CR 491 & Hampshire Blvd Turn Lanes

### Transportation Funds

<b>Project Number:</b> T2021-05	<b>Project Status:</b> Active	<b>Strategic Element:</b>	<b>Master Plan:</b> No
------------------------------------	----------------------------------	---------------------------	---------------------------

**Project Description:**

The purpose of this project is to improve the left turn lane on CR 491 and construct a right turn lane on Hampshire Blvd. Project costs are as follows Engineer Design and Permitting \$140,000; Construction \$700,000. Right-of-way acquisition: (Does not include business damages or litigation costs \$80,000). Construction Administration/Inspection/ Testing \$112,000.. This County road is identified as an arterial roadway and is an evacuation route for the citizens of Citrus County in the case of emergencies or storm events. Additional road maintenance will be required in future years after completion of construction. Annual maintenance cost is estimated to be after completion of the project.

### Funding Source

	CCF	FY 24/25	FY 25/26	FY 26/27	FY 27/28	FY 28/29	Total
Transportation and Gas Taxes		570,000	462,000				1,032,000
<b>Total Funding</b>	-	<b>570,000</b>	<b>462,000</b>	-	-	-	<b>1,032,000</b>

### Expenditures

	CCF	FY 24/25	FY 25/26	FY 26/27	FY 27/28	FY 28/29	Total
Planning/Design		140,000	112,000				252,000
Land		80,000					80,000
Construction		350,000	350,000				700,000
<b>Total Expenditures</b>	-	<b>570,000</b>	<b>462,000</b>	-	-	-	<b>1,032,000</b>

### Projected Operational Impacts

	CCF	FY 24/25	FY 25/26	FY 26/27	FY 27/28	FY 28/29	Total
Operating		28,000	28,500	28,500	28,500	28,500	142,000
<b>Total Operational Impacts</b>	-	<b>28,000</b>	<b>28,500</b>	<b>28,500</b>	<b>28,500</b>	<b>28,500</b>	<b>142,000</b>

## 2020 Transportation Bonds

### Transportation Funds

<b>Project Number:</b>	<b>Project Status:</b>	<b>Strategic Element:</b>	<b>Master Plan:</b>
T2021-10	Active		No

#### Project Description:

On May 11, 2020 the County issued \$26,680,000 in debt, at an interest rate of 3.00%, for the County Road 491 widening improvement project. These bonds mature on October 1, 2037 and are secured by a Covenant to Budget and Appropriate all legally available non-ad valorem revenues. The County plans to use gas tax revenues for the debt service payments.

### Funding Source

	CCF	FY 24/25	FY 25/26	FY 26/27	FY 27/28	FY 28/29	Total
Transportation and Gas Taxes		2,200,900	2,199,100	2,199,200	2,196,100	2,194,600	10,989,900
<b>Total Funding</b>	-	<b>2,200,900</b>	<b>2,199,100</b>	<b>2,199,200</b>	<b>2,196,100</b>	<b>2,194,600</b>	<b>10,989,900</b>

### Expenditures

	CCF	FY 24/25	FY 25/26	FY 26/27	FY 27/28	FY 28/29	Total
Debt Service		2,200,900	2,199,100	2,199,200	2,196,100	2,194,600	10,989,900
<b>Total Expenditures</b>	-	<b>2,200,900</b>	<b>2,199,100</b>	<b>2,199,200</b>	<b>2,196,100</b>	<b>2,194,600</b>	<b>10,989,900</b>

## S Apopka Ave - Resurfacing SCOP

### Transportation Funds

<b>Project Number:</b> T2022-01	<b>Project Status:</b> Active	<b>Strategic Element:</b>	<b>Master Plan:</b> No
------------------------------------	----------------------------------	---------------------------	---------------------------

**Project Description:**

S. Apopka Ave SCOP Grant from AnnaJo Dr to SR 44 (3.6 miles) FDOT SCOP grant will provide up to 75% of the funding and the County will provide the remaining funding plus a 10% contingency using gas tax revenue. The Resurfacing Program has been in effect for over 15 years and the County has been using SCOP funding for resurfacing for over 10 years. Annual Road Maintenance cost for FY 2021/2022 through 2025 /2026 has been estimated at \$23,700 yearly. Once resurfacing has been completed in FY 2025/2026 the annual maintenance cost decreases to \$18,200.

### Funding Source

	CCF	FY 24/25	FY 25/26	FY 26/27	FY 27/28	FY 28/29	Total
Transportation and Gas Taxes			570,595				570,595
Grants			1,222,702				1,222,702
<b>Total Funding</b>	-	-	<b>1,793,297</b>	-	-	-	<b>1,793,297</b>

### Expenditures

	CCF	FY 24/25	FY 25/26	FY 26/27	FY 27/28	FY 28/29	Total
Construction			1,793,297				1,793,297
<b>Total Expenditures</b>	-	-	<b>1,793,297</b>	-	-	-	<b>1,793,297</b>

### Projected Operational Impacts

	CCF	FY 24/25	FY 25/26	FY 26/27	FY 27/28	FY 28/29	Total
Operating		23,700	18,200	18,200	18,200	18,200	96,500
<b>Total Operational Impacts</b>	-	<b>23,700</b>	<b>18,200</b>	<b>18,200</b>	<b>18,200</b>	<b>18,200</b>	<b>96,500</b>



## Path & Sidewalk Facility / Improvement

### Transportation Funds

<b>Project Number:</b>	<b>Project Status:</b>	<b>Strategic Element:</b>	<b>Master Plan:</b>
T2022-02	Active		No

#### Project Description:

Path & Sidewalk Facility improvements as needed. Funded from gas tax revenue at \$100,000 per year. The County has more than 20 miles of paths and more than 60 miles of sidewalks with ADA ramps; which, require periodic maintenance and repair. Facility improvements may be staff initiated or concerned citizens contact their County Commissioners who generate a request to Public Works to review and provide solutions to correct intersections for the safety of the residents and visitors in Citrus County.

### Funding Source

	CCF	FY 24/25	FY 25/26	FY 26/27	FY 27/28	FY 28/29	Total
Transportation and Gas Taxes	-	100,000	100,000	100,000	100,000	100,000	500,000
<b>Total Funding</b>	-	<b>100,000</b>	<b>100,000</b>	<b>100,000</b>	<b>100,000</b>	<b>100,000</b>	<b>500,000</b>

### Expenditures

	CCF	FY 24/25	FY 25/26	FY 26/27	FY 27/28	FY 28/29	Total
Construction	-	100,000	100,000	100,000	100,000	100,000	500,000
<b>Total Expenditures</b>	-	<b>100,000</b>	<b>100,000</b>	<b>100,000</b>	<b>100,000</b>	<b>100,000</b>	<b>500,000</b>

## CR 470 - Resurfacing SCOP

### Transportation Funds

<b>Project Number:</b>	<b>Project Status:</b>	<b>Strategic Element:</b>	<b>Master Plan:</b>
T2023-02	Active		No

**Project Description:**

CR470 SCOP Grant from N. Apopka Ave. to SR 44 (4.9 miles) FDOT SCOP grant will provide up to 75% of the funding and the County will provide the remaining funding plus a 10% contingency using gas tax revenue. DOT is experiencing a funding shortfall and the anticipated grant funding is being reduced to \$1.8M. To keep the project funded the county will need to cover the shortfall. The Resurfacing Program has been in effect for over 20 years and the County has been using SCOP funding for resurfacing for over 15 years. Annual Road Maintenance cost for FY 2024/2025 through 2025/2026 has been estimated at \$32,258 yearly. Once resurfacing has been completed in FY 2026/2027, the annual maintenance cost decreases to \$24,772.

### Funding Source

	CCF	FY 24/25	FY 25/26	FY 26/27	FY 27/28	FY 28/29	Total
Transportation and Gas Taxes		650,000	650,000	1,146,665			2,446,665
Grants				1,800,000			1,800,000
<b>Total Funding</b>	-	<b>650,000</b>	<b>650,000</b>	<b>2,946,665</b>	-	-	<b>4,246,665</b>

### Expenditures

	CCF	FY 24/25	FY 25/26	FY 26/27	FY 27/28	FY 28/29	Total
Construction		650,000	650,000	2,946,665			4,246,665
<b>Total Expenditures</b>	-	<b>650,000</b>	<b>650,000</b>	<b>2,946,665</b>	-	-	<b>4,246,665</b>

### Projected Operational Impacts

	CCF	FY 24/25	FY 25/26	FY 26/27	FY 27/28	FY 28/29	Total
Operating		32,258	32,258	24,772	24,772	24,772	138,832
<b>Total Operational Impacts</b>	-	<b>32,258</b>	<b>32,258</b>	<b>24,772</b>	<b>24,772</b>	<b>24,772</b>	<b>138,832</b>

## Engineering Services

### Transportation Funds

<b>Project Number:</b>	<b>Project Status:</b>	<b>Strategic Element:</b>	<b>Master Plan:</b>
T2023-05	Active		No

#### Project Description:

1. Requested \$60,000 funding is necessary to perform preliminary geotechnical investigation of the existing roadway facility.
2. Requested \$60,000 is needed to update signal warrant analysis.
3. Requested \$185,000 for Consulting Engineering Inspection Services.

### Funding Source

	CCF	FY 24/25	FY 25/26	FY 26/27	FY 27/28	FY 28/29	Total
Transportation and Gas Taxes	-	305,000	60,000	60,000	60,000	60,000	545,000
<b>Total Funding</b>	-	<b>305,000</b>	<b>60,000</b>	<b>60,000</b>	<b>60,000</b>	<b>60,000</b>	<b>545,000</b>

### Expenditures

	CCF	FY 24/25	FY 25/26	FY 26/27	FY 27/28	FY 28/29	Total
Planning/Design	-	305,000	60,000	60,000	60,000	60,000	545,000
<b>Total Expenditures</b>	-	<b>305,000</b>	<b>60,000</b>	<b>60,000</b>	<b>60,000</b>	<b>60,000</b>	<b>545,000</b>

## Safe Route to School PH II Forest Ridge

### Transportation Funds

<b>Project Number:</b>	<b>Project Status:</b>	<b>Strategic Element:</b>	<b>Master Plan:</b>
T2023-06	Inactive		No

**Project Description:**

DOT is currently nearing completion of Phase I of the Safe Routes to Schools Sidewalk Project along Forest Ridge Blvd from CR 486 to Lake Beverly and planning to program engineering funding in FY 24 for Phase II of the Safe Routes to Schools Sidewalk Project along Forest Ridge Blvd from Lake Beverly Dr to Colbert Ct. DOT has informed the County that storm water facilities associated with the sidewalk project is not eligible for SRTS funding. As such, DOT is looking for the County to address the funding shortfall.

### Funding Source

	CCF	FY 24/25	FY 25/26	FY 26/27	FY 27/28	FY 28/29	Total
Transportation and Gas Taxes		410,000					410,000
<b>Total Funding</b>	-	<b>410,000</b>	-	-	-	-	<b>410,000</b>

### Expenditures

	CCF	FY 24/25	FY 25/26	FY 26/27	FY 27/28	FY 28/29	Total
Construction		410,000					410,000
<b>Total Expenditures</b>	-	<b>410,000</b>	-	-	-	-	<b>410,000</b>

## W Dunklin St - Resurfacing SCOP

### Transportation Funds

<b>Project Number:</b>	<b>Project Status:</b>	<b>Strategic Element:</b>	<b>Master Plan:</b>
T2024-01	Active		No

### Project Description:

W Dunklin St SCOP grant from CR495 to Citrus Springs Blvd (4.1 miles) FDOT SCOP grant will provide up to 75% of the funding and the County will provide the remaining funding plus a 10% contingency using gas tax revenue. DOT is experiencing a funding shortfall and the anticipated grant funding is being reduced to \$1.8M. To keep the project funded the county will need to cover the shortfall. The Resurfacing Program has been in effect for over 15 years and the County has been using SCOP funding for resurfacing for over 10 years. Annual Road Maintenance cost for FY 2024/2025 through 2026/2027 has been estimated at 27,000 yearly. Once resurfacing has been completed in FY 2027/2028, the annual maintenance cost decreases to 20,500.

### Funding Source

	CCF	FY 24/25	FY 25/26	FY 26/27	FY 27/28	FY 28/29	Total
Transportation and Gas Taxes		500,000	500,000	500,000	1,540,000		3,040,000
Grants					1,800,000		1,800,000
<b>Total Funding</b>	-	<b>500,000</b>	<b>500,000</b>	<b>500,000</b>	<b>3,340,000</b>	-	<b>4,840,000</b>

### Expenditures

	CCF	FY 24/25	FY 25/26	FY 26/27	FY 27/28	FY 28/29	Total
Construction		500,000	500,000	500,000	3,340,000		4,840,000
<b>Total Expenditures</b>	-	<b>500,000</b>	<b>500,000</b>	<b>500,000</b>	<b>3,340,000</b>	-	<b>4,840,000</b>

### Projected Operational Impacts

	CCF	FY 24/25	FY 25/26	FY 26/27	FY 27/28	FY 28/29	Total
Operating		27,000	27,000	27,000	20,500	20,500	122,000
<b>Total Operational Impacts</b>	-	<b>27,000</b>	<b>27,000</b>	<b>27,000</b>	<b>20,500</b>	<b>20,500</b>	<b>122,000</b>

## Ft Island Tr - Replace Guardrail at Bridge 024015

### Transportation Funds

<b>Project Number:</b> T2024-02	<b>Project Status:</b> Inactive	<b>Strategic Element:</b>	<b>Master Plan:</b> No
------------------------------------	------------------------------------	---------------------------	---------------------------

**Project Description:**

Replace Guardrail Systems along Ft Island Tr at Bridge No 024015. The Guardrail Systems along Ft Island Tr at Bridge No 024015 needs to be evaluated for safety and replacement. This project will provide funding to evaluate and replace the systems. Design/Engineering (80,000) and post design, bidding and contract administration (20,000). Maintenance costs will be determined as part of each specific project as they are developed.

### Funding Source

	CCF	FY 24/25	FY 25/26	FY 26/27	FY 27/28	FY 28/29	Total
Transportation and Gas Taxes	-	1,587,000					1,587,000
<b>Total Funding</b>	-	<b>1,587,000</b>	-	-	-	-	<b>1,587,000</b>

### Expenditures

	CCF	FY 24/25	FY 25/26	FY 26/27	FY 27/28	FY 28/29	Total
Planning/Design	-						-
Construction		1,587,000					1,587,000
<b>Total Expenditures</b>	-	<b>1,587,000</b>	-	-	-	-	<b>1,587,000</b>

## Bridge Repairs - Ozello 009, 044 & 045

### Transportation Funds

<b>Project Number:</b>	<b>Project Status:</b>	<b>Strategic Element:</b>	<b>Master Plan:</b>
T2024-04	Active		No

**Project Description:**

The proposed project is to provide funding for maintenance improvements to three bridges on Ozello Trail.

009 Colleen Canal \$270,000 (includes contingency)

044 Black Creek \$110,000 (includes contingency)

045 Saltwater Bay \$350,000 (includes contingency) DOT has inspected the noted county owned bridges and has recommended various maintenance improvements be addressed. Repair plans and permit/exemptions are complete.

Transportation and Gas Taxes	-
Construction	-

## Bridge Repair - Museum Pt 019

### Transportation Funds

<b>Project Number:</b>	<b>Project Status:</b>	<b>Strategic Element:</b>	<b>Master Plan:</b>
T2024-05	Active		No

**Project Description:**

The proposed project is to provide funding for maintenance improvements to they Museum Point Bridge (includes contingency). DOT has inspected the noted county owned bridges and has recommended various maintenance improvements be addressed. Repair plans and permit/exemptions are complete.

Transportation and Gas Taxes	-
Construction	-



## Guardrail & Handrail Installation Repair

### Transportation Funds

<b>Project Number:</b>	<b>Project Status:</b>	<b>Strategic Element:</b>	<b>Master Plan:</b>
T2024-06	Cancel		No

**Project Description:**

Guardrail and handrail installation repair as needed. Project will be funded from gas tax revenue at 100,000 per year. The County has nearly 200 sections of guardrails which require periodic maintenance and repair. Facility improvements may be staff initiated or concerned citizens contract their County Commissioners who generate a request to Public Works to review and provide solutions to correct the guardrail/handrail for the safety of the public.

### Funding Source

	CCF	FY 24/25	FY 25/26	FY 26/27	FY 27/28	FY 28/29	Total
Transportation and Gas Taxes	-	100,000	100,000	100,000	100,000		400,000
<b>Total Funding</b>	-	<b>100,000</b>	<b>100,000</b>	<b>100,000</b>	<b>100,000</b>	-	<b>400,000</b>

### Expenditures

	CCF	FY 24/25	FY 25/26	FY 26/27	FY 27/28	FY 28/29	Total
Construction	-	100,000	100,000	100,000	100,000		400,000
<b>Total Expenditures</b>	-	<b>100,000</b>	<b>100,000</b>	<b>100,000</b>	<b>100,000</b>	-	<b>400,000</b>

## Functionally Classified Road Repair

### Transportation Funds

<b>Project Number:</b>	<b>Project Status:</b>	<b>Strategic Element:</b>	<b>Master Plan:</b>
T2024-07	Cancel		No

#### Project Description:

Functionally Classified Roadway improvements as needed. Funded from gas tax revenue at 500,000 per year. The County has more than 300 miles of collector and arterial roadways which require periodic localized maintenance and repair. Facility improvements may be staff initiated or concerned citizens contact their County Commissioners who generate a request to Public Works to review and provide solutions to correct localized pavements and roadway deficiencies on collector and arterial roadways.

### Funding Source

	CCF	FY 24/25	FY 25/26	FY 26/27	FY 27/28	FY 28/29	Total
Transportation and Gas Taxes		500,000	500,000	500,000	500,000		2,000,000
<b>Total Funding</b>	-	<b>500,000</b>	<b>500,000</b>	<b>500,000</b>	<b>500,000</b>	-	<b>2,000,000</b>

### Expenditures

	CCF	FY 24/25	FY 25/26	FY 26/27	FY 27/28	FY 28/29	Total
Construction		500,000	500,000	500,000	500,000		2,000,000
<b>Total Expenditures</b>	-	<b>500,000</b>	<b>500,000</b>	<b>500,000</b>	<b>500,000</b>	-	<b>2,000,000</b>

## Kensington/ Rehill - Resurfacing SCOP

### Transportation Funds

<b>Project Number:</b> T2025-01	<b>Project Status:</b> Active	<b>Strategic Element:</b>	<b>Master Plan:</b> No
------------------------------------	----------------------------------	---------------------------	---------------------------

**Project Description:**

Kensington/Rehill SCOP grant from SR44 to Citrus Hills Blvd (1.81 miles) FDOT SCOP grant will provide up to 75% of the funding and the County will provide the remaining funding plus a 10% contingency using gas tax revenue. The resurfacing program has been in effect for over 15 years and the County has been using SCOP funding for resurfacing for over 10 years. Annual road maintenance cost for FY 24/25 through FY 28/29 has been estimated at \$11,854 yearly. Once resurfacing has ben completed in FY 28/29, the annual maintenance cost decreases to \$9,000.

### Funding Source

	CCF	FY 24/25	FY 25/26	FY 26/27	FY 27/28	FY 28/29	Total
Transportation and Gas Taxes						850,960	850,960
Grants						1,800,000	1,800,000
<b>Total Funding</b>	-	-	-	-	-	<b>2,650,960</b>	<b>2,650,960</b>

### Expenditures

	CCF	FY 24/25	FY 25/26	FY 26/27	FY 27/28	FY 28/29	Total
Construction						2,650,960	2,650,960
<b>Total Expenditures</b>	-	-	-	-	-	<b>2,650,960</b>	<b>2,650,960</b>

### Projected Operational Impacts

	CCF	FY 24/25	FY 25/26	FY 26/27	FY 27/28	FY 28/29	Total
Operating		11,854	11,854	11,854	11,854	9,000	56,416
<b>Total Operational Impacts</b>	-	<b>11,854</b>	<b>11,854</b>	<b>11,854</b>	<b>11,854</b>	<b>9,000</b>	<b>56,416</b>

*Page blank for printing purposes*

**APPENDIX G  
LOCAL AGENCY CAPITAL IMPROVEMENT PROGRAMS**

**TIP FY 2025 - FY 2029  
HERNANDO/CITRUS MPO**

**CITY OF BROOKSVILLE - SCHEDULE OF CAPITAL IMPROVEMENTS FOR 5-YEAR PROGRAM**

Dept/ Division	Project	FY 2025	FY 2026	FY 2027	FY 2028	FY 2029	Unscheduled
<b>COMMUNITY DEVELOPMENT CRA</b>							
Development - CRA	Parking Improvement Plan	\$ 25,000					
CRA	Downtown Revitalization (Streets, Sidewalks, Street Lights, Fire Hydrants)	\$ 50,000					
<b>CRA Sub-Total</b>		<b>\$ 75,000</b>					
<b>DPW STREETS AND DRAINAGE</b>							
Streets and Drainage	North Avenue Sidewalk Construction	\$ -	\$ -				\$ 1,000,000
Streets and Drainage	Milling/Resurface Program	\$ 600,000	\$ 600,000	\$ 600,000	\$ 600,000	\$ 600,000	
Streets and Drainage	Sidewalk Program (5,000 Linear Feet Each Year)	\$ 400,000	\$ 400,000	\$ 400,000	\$ 400,000	\$ 400,000	
<b>Streets and Drainage Sub-Total</b>		<b>\$1,000,000</b>	<b>\$600,000</b>	<b>\$600,000</b>	<b>\$600,000</b>	<b>\$600,000</b>	<b>\$1,000,000</b>
<b>Transportation TOTAL</b>		<b>\$ 1,075,000</b>	<b>\$ 600,000</b>	<b>\$ 600,000</b>	<b>\$ 600,000</b>	<b>\$ 600,000</b>	<b>\$ 1,000,000</b>

**APPENDIX G: CITY OF INVERNESS, FLORIDA  
LOCAL AGENCY CAPITAL IMPROVEMENT PROGRAMS**

**TIP FISCAL YEARS 2025-2029  
HERNANDO/CITRUS MPO**

PROJECT	STATUS	FUNDING SOURCE	FY 2025	FY 2026	FY 2027	FY 2028	FY 2029	TOTALS
Road Resurfacing	Ongoing	General Fund	\$500,000	\$500,000	\$500,000	\$500,000	\$500,000	\$2,500,000
Sidewalk Improvements	Ongoing	General Fund	\$30,000	\$30,000	\$30,000	\$30,000	\$30,000	\$150,000
West Inverness Trail	Applied for Grant	Grant	\$2,250,000	\$0	\$0	\$0	\$0	\$2,250,000
Wispering Pines Park Entrance (US 41N)	Ongoing	Tax Increment (GF)	\$300,000	\$1,000,000	\$0	\$0	\$0	\$1,300,000
		<b>Total</b>	<b>\$3,080,000</b>	<b>\$1,530,000</b>	<b>\$530,000</b>	<b>\$530,000</b>	<b>\$530,000</b>	<b>\$6,200,000</b>

## **Appendix H: 5-Year Schedule of Capital Improvements for Transit Systems in Citrus and Hernando Counties**

*Page blank for printing purposes*



**Citrus County Transit Schedule of Capital Improvements FY 2025 - FY 2029**

**Project Description:** FY 2024/2025 project is based on the purchase of 3 wheelchair accessible passenger buses. All vehicles are ordered through the Florida Department of Transportation (FDOT) approved vendors and meet the FDOT / Federal Transit administration (FTA) criteria for replacement. FY 2024/2025 through FY 2028/2029 projects will replace 18 buses for both Para transit and the Deviated Fixed Route. FDOT recommends replacement of buses after 150,000 miles and/or five (5) years, whichever comes first. Using State toll revenue/transportation development credits, the purchase of buses/capital equipment is 100% funded by FTA/FDOT grants. FTA requires annual performance targets for the replacement of rolling stock (buses).

**Project Duration:** Ongoing

**CIE Requirement:** No

**Master Plan:** Yes

**Citrus County Transit CIP Project Number GF1993-05**

FUNDING SOURCE	FY 2025	FY 2026	FY 2027	FY 2028	FY 2029	TOTALS
Taxes	\$ 67,000	\$ 67,000	\$ 75,000	\$ 75,000	\$ 75,000	\$ 359,000
Grants	\$ 600,000	\$ 1,324,020	\$ 600,000	\$ 600,000	\$ 600,000	\$ 3,724,020
<b>Total</b>	<b>\$ 667,000</b>	<b>\$ 1,391,020</b>	<b>\$ 675,000</b>	<b>\$ 675,000</b>	<b>\$ 675,000</b>	<b>\$ 4,083,020</b>
EXPENDITURES	FY 2025	FY 2026	FY 2027	FY 2028	FY 2029	TOTALS
Equipment	\$ 667,000	\$ 1,391,020	\$ 675,000	\$ 675,000	\$ 675,000	\$ 4,083,020
<b>Total</b>	<b>\$ 667,000</b>	<b>\$ 1,391,020</b>	<b>\$ 675,000</b>	<b>\$ 675,000</b>	<b>\$ 675,000</b>	<b>\$ 4,083,020</b>

<u>Project</u>	<u>FY2025 Proposed</u>	<u>FY2026 Proposed</u>	<u>FY2027 Proposed</u>	<u>FY2028 Proposed</u>	<u>FY2029 Proposed</u>	<u>Total Proposed Projects</u>
108190 Replace Heavy Duty Fixed-Route Vehicles	\$1,800,000	\$600,000	\$600,000	\$600,000	\$600,000	\$6,600,000
108200 Replace ADA Paratransit Vehicles	\$450,000	\$450,000	\$450,000	\$450,000	\$450,000	\$4,050,000
108210 Bus Stop ADA Improvements	\$500,000	\$500,000	\$500,000	\$500,000	\$500,000	\$4,500,000
109220 Transit Shelter (s) & Amenities	\$230,000	\$300,000	\$300,000	\$300,000	\$300,000	\$2,630,000
111841 Fixed Route Vehicle	\$595,203	\$150,000	\$0	\$0	\$0	\$895,203
111842 Transfer Facility	\$5,000,000	\$3,000,000	\$2,000,000	\$2,000,000	\$2,000,000	\$23,000,000
	<u>\$8,575,203</u>	<u>\$5,000,000</u>	<u>\$3,850,000</u>	<u>\$3,850,000</u>	<u>\$3,850,000</u>	<u>\$41,675,203</u>

## **Appendix I: Transportation Disadvantaged 5-Year Work Programs**

*Page blank for printing purposes*

**APPENDIX I  
TRANSPORTATION DISADVANTAGED 5-YEAR WORK PROGRAM**

**TIP FY 2025 - FY 2029  
HERNANDO/CITRUS MPO**

**HERNANDO COUNTY TRANSPORTATION DISADVANTAGED SERVICES**

	<b>FY 2025</b>	<b>FY 2026</b>	<b>FY 2027</b>	<b>FY 2028</b>	<b>FY 2029</b>	<b>Total</b>
Section 5311	\$250,000	\$250,000	\$250,000	\$250,000	\$250,000	\$1,250,000
Section 5310	\$375,000	\$375,000	\$375,000	\$375,000	\$375,000	\$1,875,000
Commission for Transportation Disadvantaged Trip & Equipment (T&E)	\$825,000	\$800,000	\$800,000	\$750,000	\$800,000	\$3,975,000
Commission for Transportation Disadvantaged Innovative Service Development Grant (ISD)	\$200,000	\$200,000	\$200,000	\$200,000	\$200,000	\$1,000,000
Shirley Conroy Funding	\$0	\$132,000	\$0	\$132,000	\$0	\$264,000
<b>5-Year Program Total</b>	<b>\$1,650,000</b>	<b>\$1,757,000</b>	<b>\$1,625,000</b>	<b>\$1,707,000</b>	<b>\$1,625,000</b>	<b>\$8,364,000</b>

**APPENDIX I****TIP FY 2025 - FY 2029****TRANSPORTATION DISADVANTAGED 5-YEAR WORK PROGRAM****HERNANDO/CITRUS MPO****CITRUS COUNTY TRANSPORTATION DISADVANTAGED SERVICES**

	FY 2025	FY 2026	FY 2027	FY 2028	FY 2029	Total
Section 5311 - Operating	\$235,260	\$200,522	\$177,519	\$247,772	\$247,772	\$1,108,845
CTD Trip and Equipment	\$644,054	\$644,054	\$650,000	\$650,000	\$650,000	\$3,238,108
State Block Grant - 5307/5311 match	\$319,518	\$329,104	\$329,104	\$350,000	\$441,543	\$1,769,269
Total	\$1,198,832	\$1,173,680	\$1,156,623	\$1,247,772	\$1,339,315	\$6,116,222

## **Appendix J: FDOT Review Comments for the Draft 5-YEAR TIP FY 2025-2029**

*Page blank for printing purposes*



# TRANSPORTATION IMPROVEMENT PROGRAM

## Review Checklist

### TRANSPORTATION IMPROVEMENT PROGRAM (TIP) REVIEW CHECKLIST

The following TIP Review Checklist is provided to assist in the review of the TIP. This Review Checklist is to be completed and included in the MPO's final TIP Document.

Comments should be categorized as:

**Editorial:** The MPO may address comments regarding grammatical, spelling, and other related errors, but this would not affect the document's approval.

**Enhancement:** Comments may be addressed by the MPO but would not affect the approval of the document, i.e., improve the quality of the document and the understanding for the public (improving graphics, re-packaging of the document, use of plain language, reformatting for clarity, removing redundant language).

**Critical:** The comment **MUST** be addressed to meet the minimum state and federal requirements for approval. The reviewer must clearly identify the applicable state or federal statutes, regulations, policies, guidance, or procedures to which the document does not conform.

If a question is categorized, a comment must accompany it. If a question is answered with "no," a comment must accompany it.

MPO: **Hernando Citrus MPO**

Fiscal Years included: **2025-2029**

Review #: **1**

Date of Review: **05/13/2024**

Reviewed by: **SZ/EJ**

DS  


#### TIP Format & Content

Does the cover page include the MPO name, address, and correct fiscal years and provide a location to add the date of adoption?

Yes  No

[No comment](#) [Click here to enter comments](#)

Page Numbers: **1 & 5**

[Click here to enter notes](#)

Does the Table of Contents show the title of each section with the correct page number?

Yes  No

[No comment](#) [Click here to enter comments](#)

Page Numbers: 9-10

[Click here to enter notes](#)

Does the TIP include an endorsement that it was developed following state and federal requirements and include the date of official MPO approval? This would be an MPO resolution or signed signature block on the cover.

Yes  No

[No comment](#) [Click here to enter comments](#)

Page Numbers: 11

[Click here to enter notes](#)

Does the TIP include a list of definitions, abbreviations, funding, phase codes, and acronyms?

Yes  No

[No comment](#) [Click here to enter comments](#)

Page Numbers: 71-78

[Clicker here to enter notes](#)

# TRANSPORTATION IMPROVEMENT PROGRAM

## Review Checklist

### TIP Narrative

Does the TIP begin with a statement of purpose (provide a prioritization of projects covering a five-year period consistent with the LRTP, containing all transportation projects funded with FHWA & FTA funds and regionally significant projects regardless of funding source)? [23 CFR 450.326(a)]; [49 USC Chapter 53] Yes  No

No comment [Click here to enter comments](#)

Page Numbers: 13

[Click here to enter notes](#)

Did the MPO develop the TIP in cooperation with the state and public transit operator(s), who provided the MPO with estimates of available federal and state funds for the MPO to develop the financial plan? [s. 339.175(8) FS]; [23 CFR 450.326(a)] Yes  No

No comment [Click here to enter comments](#)

Page Numbers: 19

[Click here to enter notes](#)

Does the TIP demonstrate sufficient funds (federal, state, local, and private) to implement proposed transportation system improvements, and identify any innovative financing techniques by comparing revenues and costs for each year? It is recommended that the TIP include a table(s) that compares funding sources and amounts, by year, to total project costs. [23 CFR 450.326(k)]; [23 CFR 450.326(j)]; [s. 339.175(8)(c)(3) FS]. Yes  No

No comment [Click here to enter comments.](#)

Page Numbers: 110

[Click here to enter notes](#)

Does the TIP describe the project selection process and state that it is consistent with federal requirements in 23 CFR 450.332(b) and 23 CFR. 450.332(c) for non-TMA MPOs? Yes  No

Critical

Hernando Citrus is not in the TMA and will need to only use 23 CFR 450.332 (b) on page 13.

MPO Response 5/24/24: Reference removed.

[Click here to enter notes](#)

Page Numbers: 13

Does the TIP identify the MPO's criteria and process for prioritizing implementation of the transportation plan elements (including multimodal tradeoffs) for inclusion in the TIP and explain any changes in priorities from the previous TIP? The MPO's TIP project priorities must be consistent with the LRTP. [23 CFR 450.326(n)(1)] Yes  No

Choose an item. [Click here to enter comments](#)

Page Numbers: 16

[Click here to enter notes](#)

Does the TIP describe how projects are consistent with the MPO's LRTP and, to the extent feasible, with port and aviation masterplans, public transit development plans, and approved local government comprehensive plans for those local governments located within the MPO area? [s. 339.175(8)(a) FS] For consistency guidance, see [Section 1. Florida LRTP Amendment Thresholds](#) and [Section 2. Meeting Planning Requirements for NEPA Approval](#). Yes  No

No comment [Click here to enter comments](#)

Page Numbers: 14

[Click here to enter notes](#)

Does the TIP cross-reference projects with corresponding LRTP projects when appropriate? [s. 339.175(8)(c)(7) FS] Yes  No

No comment [Click here to enter comments](#)

Page Numbers: 79-110

[Click here to enter notes](#)

### TIP Review Checklist

Updated: 4/9/2024

Hernando/Citrus MPO  
TIP FY 2025-FY 2029

# TRANSPORTATION IMPROVEMENT PROGRAM

## Review Checklist

---

Does the TIP include the FDOT Annual List of Obligated Projects or a link? The annual listing is located for download [HERE](#). [23 CFR 450.334]; [s. 339.175(8)(h), FS]

Yes  No

Page Numbers: 19, 111-120

[No comment](#)      [Click here to enter comments](#)

[Click here to enter notes](#)

Was the TIP developed with input from the public? [23 CFR 450.316]; [23 CFR 450.326(b)]; The document should outline techniques used to reach citizens (flyers, websites, meeting notices, billboards, etc.)

Yes  No

Page Numbers: 13

[No comment](#)      [Click here to enter comments](#)

[Click here to enter notes](#)

Does the TIP discuss the MPO's current FDOT annual joint certification and past FHWA/FTA quadrennial certification (for TMA MPOs)? For TMA MPOs the TIP should include the anticipated date of the next FHWA/FTA quadrennial certification.

Yes  No

Page Numbers: 19

[No comment](#)      [Click here to enter comments](#)

[Click here to enter notes](#)

Does the TIP discuss the congestion management process? All MPOs are required to have a congestion management process that provides for the effective management and operation of new and existing facilities using travel demand reduction and operational management strategies. [s. 339.175(6)(c)(1), FS]

Yes  No

Page Numbers: 19

[No comment](#)      [Click here to enter comments](#)

[Click here to enter notes](#)

Does the TIP discuss the development of Transportation Disadvantaged (TD) services, a description of costs and revenues from TD services, and a list of improvements funded with TD funds? [s. 427.015(1) FS AND 41-2.009(2) FAC]

Yes  No

Page Numbers: 19-172; 19-20

[No comment](#)      [Click here to enter comments](#)

[Click here to enter notes](#)

Does the TIP discuss how once implemented, the MPO will make progress toward achieving the performance targets for:

- ✓ Safety performance measures
- ✓ System performance measures
- ✓ Bridge performance measures
- ✓ Pavement performance measures
- ✓ State asset management plan
  - Including risk to off-system facilities during emergency events (if applicable)
- ✓ State freight plan

Yes  No

If the MPO incorporated the [TIP Performance Measures Template](#) directly or adapted it to suit their needs, they would have met the requirements. [23 CFR 450.326(c)]

[No comment](#)      [Click here to enter comments](#)

Page Numbers: 26-61

[Click here to enter notes](#)

Does the TIP discuss the anticipated effect of achieving the performance targets identified in the LRTP, linking investment priorities to those performance targets for:

Yes  No

### TIP Review Checklist

Updated: 4/9/2024

Hernando/Citrus MPO  
TIP FY 2025-FY 2029

## TRANSPORTATION IMPROVEMENT PROGRAM

### Review Checklist

---

- ✓ Safety performance measures
- ✓ System performance measures
- ✓ Bridge performance measures
- ✓ Pavement performance measures
- ✓ State asset management plan
- ✓ State freight plan

If the MPO incorporated the [TIP Performance Measures Template](#) directly or adapted it to suit their needs, they would have met the requirements. [23 CFR 450.326(d)]

No comment [Click here to enter comments](#)

Page Numbers: 26-61

[Click here to enter notes](#)

---

Does the TIP include all Federal discretionary grants that fund capital projects under Title 23 or Title 49, USC, per the Infrastructure Investment and Jobs Act (IIJA)? Federal discretionary grants that fund capital projects must be in the TIP before executing a grant agreement with USDOT. For more information, see this [link](#).

Yes  No

Critical

*Please list any federal discretionary grant funding (ie. Safe Streets for All, etc.) the MPO, Hernando County, or Citrus County may have received in a separate appendix titled Federal Discretionary Grants.*

Page Numbers:

[Click here to enter notes](#) *MPO Response 5/24/2024: Not applicable for Federal Discretionary Grants received.*

---

Does the TIP contain projects listed in the [FDOT 23 CFR Part 667 Report](#)?

Yes  No

If so, does the MPO reference the report in the TIP for that project?

Yes  No

No comment [Click here to enter comments](#)

Page Numbers:

[Click here to enter notes](#)

### Detail Project Listing for Five Fiscal Years

---

Does each project in the TIP include the following information?

- ✓ Sufficient description of the project (type of work, termini, and length)
- ✓ Financial Project Number (FPN)
- ✓ Estimated total project cost and year anticipated funding
- ✓ Page number or identification number where the project can be found in LRTP (spot check)
- ✓ Category of Federal Funds and source(s) of non-Federal Funds
- ✓ FTA section number included in project title or description

Yes  No

No comment [Click here to enter comments](#)

Page Numbers: 7-110

[Click here to enter notes](#)

### TIP Review

---

What date did the MPO upload the document into the [Grant Application Process \(GAP\)](#) System for review by the District, Office of Policy Planning, FloridaCommerce, FTA, & FHWA? Include the date of submission in the comments.

No comment [Hernando Citrus MPO submitted the TIP draft into GAP on 05/10/2024.](#)

Page Numbers:

[Click here to enter notes](#)