

Hernando County First Public Hearing

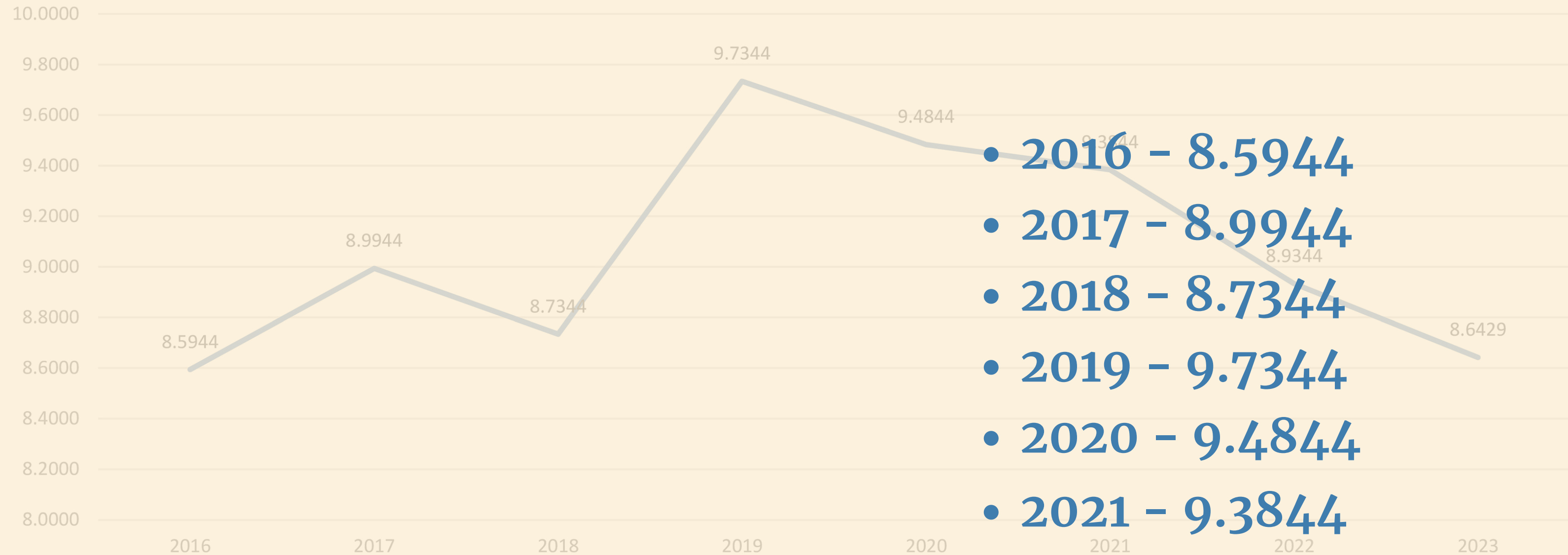


Office of Mgmt & Budget

September 12, 2023

Historical Millage

TOTAL COUNTY MILLAGE



**Total of 1.0915 Mils Reduced in last 4 years
(.45 Mils in one year)**

- **2016 - 8.5944**
- **2017 - 8.9944**
- **2018 - 8.7344**
- **2019 - 9.7344**
- **2020 - 9.4844**
- **2021 - 9.3844**
- **2022 - 8.9344**
- **2023 - 8.6429**



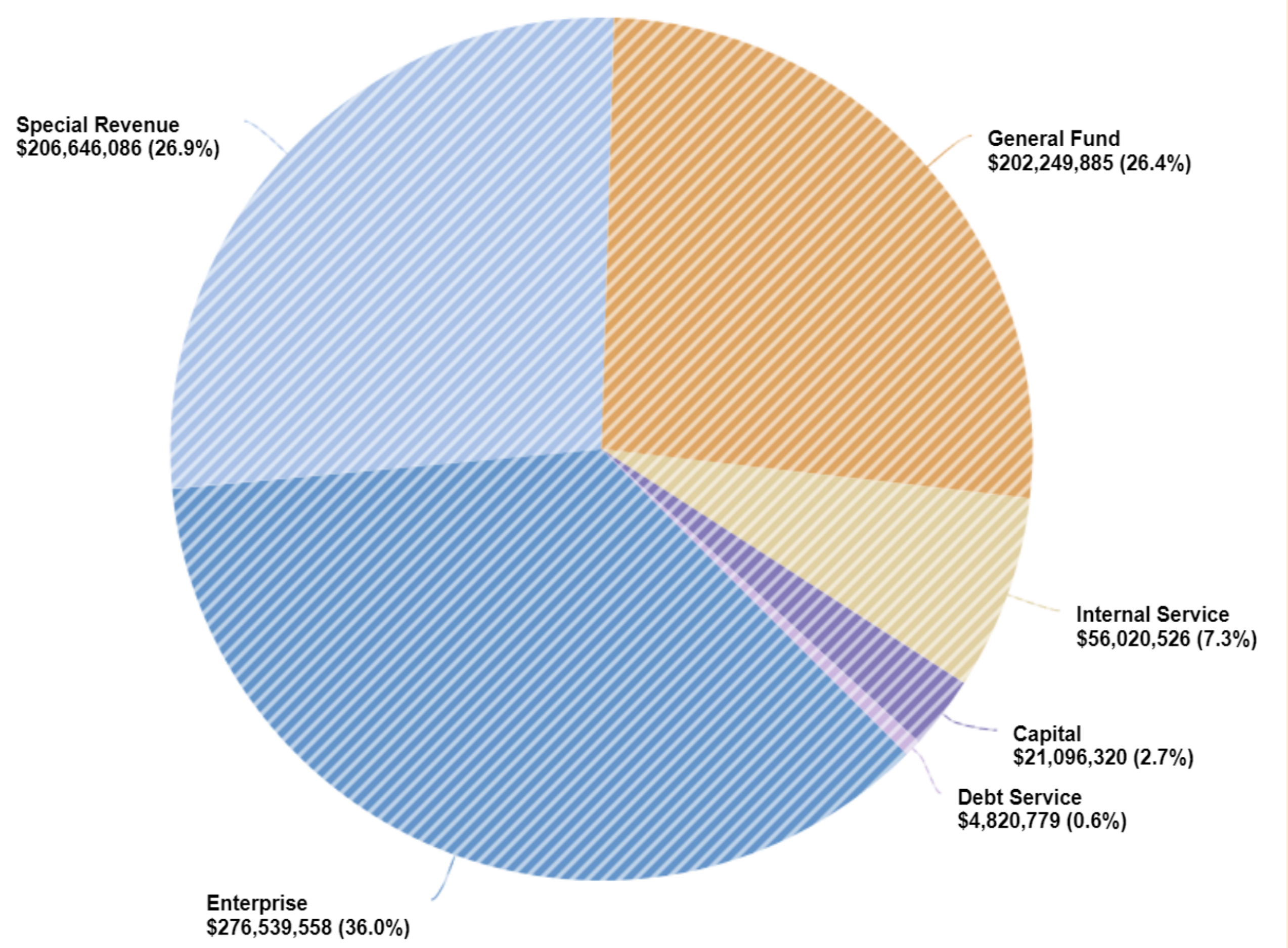
Millage Rates Increase Over Rolled-Back Rates

County Wide Millage Rates	PRIOR YEAR 2022-23 Rates	2023-24 Tentative Rates	2023-24 Rolled-Back Rates	Percentage Over (Under) Roll-Back
BCC General Fund	6.9912	6.6997	6.2614	7.00%
BCC County Health	0.1102	0.1102	0.0987	11.65%
BCC Transportation Trust	0.8091	0.8091	0.7246	11.66%
	7.9105	7.6190	7.0847	7.54%
Municipal Service Taxing Units County Wide Millage Rates	PRIOR YEAR 2022-23 Rates	2023-24 Tentative Rates	2023-24 Rolled-Back Rates	Percentage Over (Under) Roll-Back
Emergency Medical Services MSTU	0.9100	0.9100	0.8150	11.66%
Stormwater MSTU	0.1139	0.1139	0.1020	11.67%
	1.0239	1.0239	0.9170	11.66%
Proposed Total Millage Rate	8.9344	8.6429	8.0017	8.01%




FY24 Tentative Budget

\$ 767,373,154



Budget Updates



76,195,423

Grant True-Up

37,261,230

Projects Carried Forward

39,609,765

Finalization of Amounts

(2,522,835)

Additional Revenues

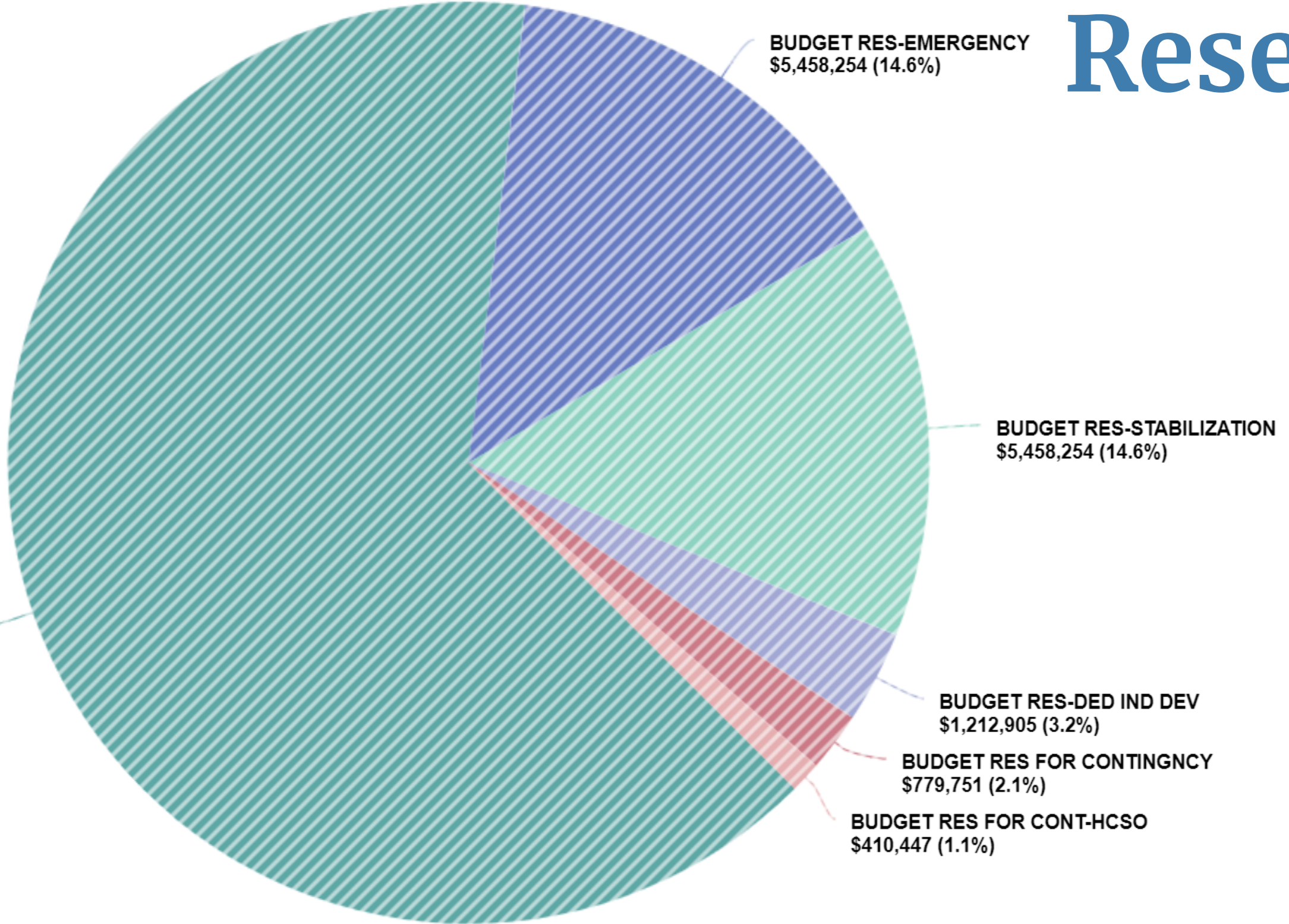
1,847,263





Reserves

- BUDG RES/CASH FORWARD
- BUDGET RES-EMERGENCY
- BUDGET RES-STABILIZATION
- BUDGET RES-DED IND DEV
- BUDGET RES FOR CONTINGNCY
- BUDGET RES FOR CONT-HCSO

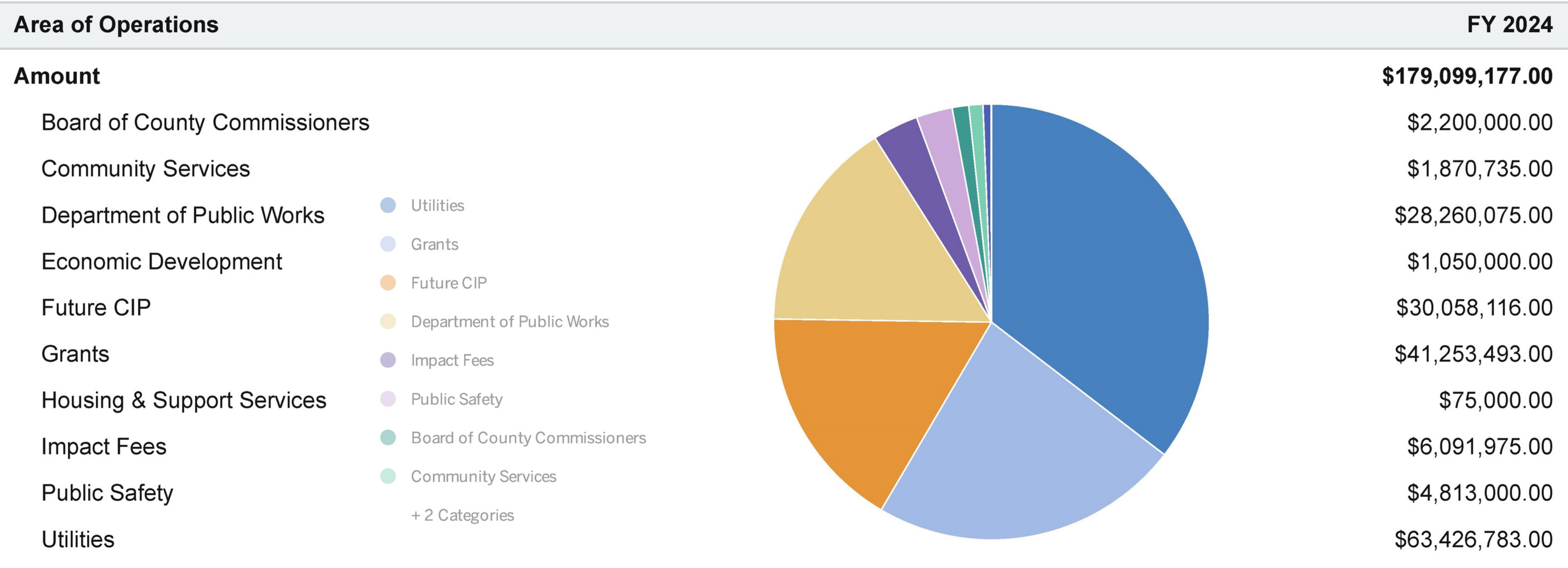


Total Reserves 24.04%

Office of Mgmt & Budget

	2023-24 Tentative Budget
BUDG RES/CASH FORWARD	\$ 24,172,268
BUDGET RES-STABILIZATION	5,458,254
BUDGET RES-EMERGENCY	5,458,254
BUDGET RES-DED IND DEV	1,212,905
BUDGET RES FOR CONTINGNCY	779,751
BUDGET RES FOR CONT-HCSO	410,447
Total	\$ 37,491,879

FY24 CIP by Area of Operations



Average Tax Bill



Value of Home	\$ 300,000	\$ 309,000.00		
Homestead Exemption for County	\$ (50,000)	\$ (50,000)		
Save our Homes 3% cap				
Assessed Value for County	\$ 250,000	\$ 259,000		
			Annual	Monthly
			Difference	Difference
	FY23 2022 Tax Roll	FY24 2023 Proposed Tax Roll		
General Fund	6.9912 \$ 1,747.80	6.6997 \$ 1,735.22	\$ (12.58)	\$ (1.05)
Transportation Trust	0.8091 \$ 202.28	0.8091 \$ 209.56	\$ 7.28	\$ 0.61
County Health	0.1102 \$ 27.55	0.1102 \$ 28.54	\$ 0.99	\$ 0.08
Emergency Medical Services (EMS)	0.91 \$ 227.50	0.91 \$ 235.69	\$ 8.19	\$ 0.68
Stormwater Management	0.1139 \$ 28.48	0.1139 \$ 29.50	\$ 1.03	\$ 0.09
Fire Rescue-Hernando County Fire	\$ 253.11	\$ 320.72	\$ 67.61	\$ 5.63
HCUD-Solid Waste-Landfill	\$ 85.50	\$ 94.91	\$ 9.41	\$ 0.78
			\$ -	\$ -
Total County Taxes	\$ 2,572.21	\$ 2,654.14	\$ 81.93	\$ 6.83

Staff Recommendation

Approve tentative millage rates

Approve the date, time and place of the final public hearing to adopt final millage rate and the 2023-24 Approved Budget



Tentative Rates

Final Public Hearing
 September 26, 2023
 at 5:01 PM

Board Chambers
 20 N. Main Street
 Brooksville, FL 34601

County Wide Millage Rates	2023-24 Tentative Rates
BCC General Fund	6.6997
BCC County Health	0.1102
BCC Transportation Trust	0.8091
	7.6190
Municipal Service Taxing Units County Wide Millage Rates	2023-24 Tentative Rates
Emergency Medical Services MSTU	0.9100
Stormwater MSTU	0.1139
	1.0239
Proposed Total Millage Rate	8.6429

Office of Mgmt & Budget

